

Tons of Newsletter

Home to the Spring Session of the Raleigh Dart League for tournament weeks #15/16/17, Wednesdays,
May 3, 10 & 17, 2017 Issue #JK687 - The "Sitting On A Rooftop On Top Of The World" Edition

✎ **IMPORTANT TOURNEY, BANQUET, FA'17 INFORMATION** ✎

Included below on this page is a list of very important reminders for you to keep in mind during the divisional tournaments. There are also reminders relating to the banquet, as well as to the Fall 2017 season. Please check them out.

TOURNAMENT ELIGIBILITY

Unlike in many previous years, simply having your dues paid is no longer enough for a player to be eligible to play in the postseason tournaments. Now a player must also take part in four regular season matches. Please note the far right column on page 10 for your division to see who is/isn't eligible for play in your tournament matches (players with 4+ are eligible). There are 34 total players that that are tournament-ineligible: 3 in A division, 4 in B, 4 in C, 2 in D, 3 in E, 4 in F, 3 in G (plus the 7 members of team G5), and 4 in H.

FINAL DIVISIONAL STATISTICS

Final statistics are available for all 8 divisions in this issue of the Tons of Newsletter, as all scoresheets have been received already. Please check your entire team's statistics for accuracy. **If there are any discrepancies with any of your team's statistics, and you want a recheck of the records, I'll give everyone through this Sunday (May 7th) to let me know about them. After that, all statistics will be considered FINAL.** That way, the trophy shop can have sufficient time to fill our rather large order. Thanks.

TOURNAMENT MAIL-IN NOT NECESSARY

It is NOT necessary for you to mail me your tournament sheets, but PLEASE call in the match score & perfect throws. Thanks.

TOURNAMENT TONS NOTE

There will only be one edition of the Tournament Tons of Newsletter, so hang on to this one for all 3 matches!

FALL 2017 RDL SEASON INFORMATION

Wednesday, July 19th - Fall season registration, Upper Deck
Wed., Aug. 2nd - Preseason capt's. mtg./packet pickup, Upper Deck
Wednesday, August 9th - Start of Fall season match play
Monday, Sept. 11th - Fifth week captains' meeting, site TBD
Wed., Nov. 15/29, Dec. 6 - Fall season divisional tournaments
Saturday, December 9th - Fall season banquet, site TBD

Check out pages 5 and 7 for more interesting (I hope) stuff to read, as well as some important reminders.

Don't forget! The **Spring 2017 banquet** will be held at

The Upper Deck on Harrison Ave., **Sat., May 20th!!!**

The party starts at 11:30 a.m., and will progress through food, awards, our standard "top-bottom" blind draw, etc. Your dues paid for the party - you might as well show up and enjoy, right?

RDL HEADLINES

"A" Division: Element overcomes a hot start by Appetite with an 11-1 cricket edge to reach 51 RDL weeks since their last loss; Monkeys Beat the Dead, come within a point of 5th
"B" Division: Handsome plods to win, holding off Rif Raf to lock up a top-two spot and a likely jump up to A in the fall
"C" Division: Tournament final preview? Dartistic takes all 12 cricket points from Bunkers; Never Trust forfeits a 2nd time
"D" Division: Brewers overcome a Wednesday loss with 1001 win in postponed match (see page 7) to narrowly clinch 2nd; Armed needed only 1 more point on Wed. to jump to plaques
"E" Division: one of the most dramatic finishes ever in the RDL went down here... see page 7 for a bit of a timed rundown
"F" Division: All Flights clinches division, adds match win in 1001 as gravy; Reefers top Elite, drop them into bottom-two
"G" Division: Gretzky picks a bad time to have their best player on vacation, and the Hunters do Show Me a big wk14 favor
"H" Division: Bulls Up! goes 11-1 after 0-2 start to pull in H title; Nightmare gets huge 1001 win in head-to-head for 2nd

DIVISIONAL TOURNAMENT REMINDERS!!!!!!

-- **Tournament matches start at 7:00 p.m.!!! Plan accordingly!**
-- **In the tournament, failure to field at least 4 players by 7:15 p.m. will result in forfeit of the match. (Note: teams are not allowed until the 8:15 p.m. time used in the regular season.)**
-- **NO MATCHES ARE ALLOWED TO CHANGE VENUE!!!!**
Relocated matches will be ruled double forfeits!!
-- All points are decided in a best-of-three format (except 1001).
-- ADO rules on diddles = winner of the coin toss determines throwing order in the 1st game, loser of first game decides in 2nd game, loser of original coin toss decides in 3rd game.
-- **CALL IN THE WINNING SCORE TO THE VOICEMAIL!**

Name the band/singer? the song? [The week 14 lyrics set is one of the most popular sets of newsletter song lyrics in recent seasons. A big set of lyrics, with a long unifying theme, listed in order by the tie-in or the singer/band. People seem to really like playing along with this one. And if you still want to go back to last week's issue and play along now, it's time to stop reading this item... .. But if you're still reading now, you just want the answers...] So, here are Last Week's Answers: First, the theme was song titles that all include the word 'me'. Yep, it was all about ME!! The songs were listed in order by the band name/singer's last name, alphabetically. Song 1 = "Please Don't Let Me Be Misunderstood" by The Animals; Song 2 = "Can't Buy Me Love" by The Beatles; Song 3 = "Hit Me With Your Best Shot" by Pat Benatar; Song 4 = "Call Me" by Blondie; Song 5 = "Bring Me To Life" by Evanescence; Song 6 = "Killing Me Softly" by Roberta Flack (and covered later by The Fugees); Song 7 = "Take Me Out" by Franz Ferdinand; Song 8 = "You Really Got Me" by The Kinks (and covered later by Van Halen); Song 9 = "Don't Tell Me You Love Me" by Night Ranger; Song 10 = "Please Don't Leave Me" by Pink; Song 11 = "Love Me Tender" by Elvis Presley; Song 12 = "She Hates Me" by Puddle of Mudd; Song 13 = "Don't Stop Me Now" by Queen; Song 14 = "Start Me Up" by The Rolling Stones; Song 15 = "Mama Told Me Not To Come" by Three Dog Night. [Sometimes we receive fewer sets of guesses at this big lyric quiz, I think heavily due to the fact that people sort of set the quiz aside with a plan to come back to it later, but then life kind of takes over. Makes complete sense to me. As long as you guys still just have fun playing. With that said... Pete Rutten of Hump Day! was easily this week's champ. 11 songs & singers out of 15, plus the theme? Wow. Color me very impressed. - JK]

FINAL DIVISIONAL TEAM STANDINGS AND MATCH RESULTS FROM WEEK 14 (4/26/17)

(Home team listed second in each match.)

		W	L	Pts.	Teams	Score	301	SCkt	DCkt	501	1001	ASPs	Short-handed?	Penalties	
"A" Division	☞ This Is Element	☞	14	0	260	Element	15	2	5	6	2	-	39.0	-	-
	☞ Appetite for Destruction		12	2	237	Appetite	9	4	1	0	4	-	24.0	-	-
	3 Dead Beats		8	6	183	Monkeys	16	5	3	4	4	-	19.5	-	-
	4 Lunatic Fringe		7	7	162	Dead Beats	8	1	3	2	2	-	24.0	-	-
	5 North Raleigh Alliance		6	8	140	Fringe	12	2	4	2	4	-	29.0	-	-
	6 Brass Monkeys		6	8	140	Alliance	10	3	1	4	2	-	28.0	Yes	-
	☞ Beer View Mirrors		3	11	130	Nine Lives	0			(match forfeited)			yep, again	-	
	☞ Nine Lives		0	14	62	Beer View	16			(match forfeited)			-	-	
"B" Division	☞ Shaunt Be Shutout	☞	14	0	227	Methodical	4	0	2	0	2	-	17.5	-	-
	☞ Them Handsome Devils		9	5	174	Shaunt	20	6	4	6	4	-	19.0	-	-
	3 Rif Raf		8	6	184	Handsome	15	3	4	4	4	-	14.0	-	-
	4 Kiss My WHAT?!		7	7	166	McGavin	9	3	2	2	2	-	10.5	-	-
	5 Methodical Madness		7	7	152	Menace	8	3	3	0	2	-	11.0	-	-
	6 Menace 2 Sobriety		5	9	156	Rif Raf	13	2	3	5	3	-	15.0	Yes	-
	☞ Shooter McGavin		5	9	141	Kiss My	16	2	4	4	6	-	13.0	-	-
	☞ Who Gives A Cork?		1	13	121	Cork	8	4	2	2	0	-	7.5	-	-
"C" Division	☞ Dartistic License	☞	13	1	221	Bunkers	8	2	0	0	6	-	10.5	-	-
	☞ The Bunkers		8	6	174	Dartistic	16	4	6	6	0	-	15.0	-	-
	3 Cheap Shots		7	7	170	Fire	11	3	2	5	1	-	7.5	Yes	-
	4 Fire For Effect		7	7	155	Big Bulls	10	2	4	0	4	-	15.5	-	-
	5 Big Bulls		7	7	125	Dysfunctional	8	2	2	2	2	-	7.0	-	-
	6 Mike's Garage		5	9	164	Cheap Shots	16	4	4	4	4	-	8.0	-	-
	☞ Dysfunctional Outlaws		5	9	149	Never Trust	0			(match forfeited)			also, yep again	-	
	☞ Never Trust a Dart		4	10	105	Garage	16			(match forfeited)			-	-	
"D" Division	☞ We've Got Big Bulls	☞	10	2	180	We've Got	15	6	3	4	2	-	12.5	-	-
	☞ Bullseye Brewers		7	5	154	Machine	7	0	3	2	4	-	14.5	-	-
	3 Armed and Hammered		7	5	152	Brewers	10	3	3	4	0	-	12.5	-	-
	4 One Armed Bandits		7	5	149	Armed	14	3	3	2	6	-	12.0	-	-
	5 Sharky's Machine		6	6	132	Ted's	11	1	4	2	4	-	10.5	2 short!!	-
	☞ Ted's DeploraBull Emporium		4	8	113	Dynamic	6	3	1	2	0	-	9.0	-	-
	☞ Dynamic Darts		1	11	101	Bandits	-		(BYE)			-	-	-	-
	"E" Division	☞ Hump Day!	☞	9	3	161	Rangers	13	5	2	6	0	-	14.0	-
☞ Red-eye Rangers			9	3	160	Shark Shooters	11	1	4	0	6	-	5.0	-	-
3 Sofa Kings			9	3	160	Hump Day!	16	4	4	4	4	-	10.0	-	-
4 Coach's Last Stand			5	7	151	Games	8	2	2	2	2	-	9.5	-	-
5 Game of Throws			4	8	116	Sofa Kings	16	2	4	6	4	-	18.0	-	-
☞ Shark Shooters			3	9	124	Inappropriate	8	4	2	0	2	-	16.5	-	-
☞ Something Inappropriate			3	9	117	Coach	-		(BYE)			-	-	-	-
"F" Division		☞ All Flights Matter	☞	10	2	168	All Flights	12	3	3	4	2	W	9.5	-
	☞ Death Throw		8	4	162	Death Throw	12	3	3	2	4	L	6.5	-	-
	3 Coral Reefers		7	5	152	Reefers	16	5	3	4	4	-	12.5	-	-
	4 Don't Hit The Scorekeeper		6	6	144	Chatham	8	1	3	2	2	-	14.0	-	-
	5 Ducks of War		5	7	140	Buddies	11	2	3	4	2	-	6.0	-	-
	☞ Chatham Street Elite		5	7	128	Scorekeeper	13	4	3	2	4	-	9.0	-	-
	☞ Dart Buddies		1	11	104	Ducks	-		(BYE)			-	-	-	-
	"G" Division	☞ Show Me Your Tips	☞	10	2	174	Hunters	18	4	4	4	6	-	13.0	-
☞ Wayne Gretzky			10	2	169	Gretzky	6	2	2	2	0	-	7.5	-	-
3 Bull Hunters			8	4	179	Is It In?	12	3	3	2	4	L	11.0	-	-
4 Walking the Wire			7	5	149	Walking	12	3	3	4	2	W	11.0	-	-
5 Is It In?			5	7	129	All About	16			(automatic forfeit)			-	-	
☞ All About That Bull			2	10	97	Train Station	0			(automatic forfeit)			suspended for the season	-	
☞ xx - Train Station Shooters			0	12	13	Show Me	-		(BYE)			-	-	-	-
"H" Division		☞ Bulls Up!	☞	11	3	208	Tips & Shafts	6	3	1	0	2	-	7.0	-
	☞ Chalker's Nightmare		10	4	171	Bulls Up!	18	3	5	6	4	-	8.5	-	-
	3 Irish Ton		9	5	182	Irish Ton	12	3	3	2	4	L	11.5	-	-
	4 Chalk it Up		9	5	173	Nightmare	12	3	3	4	2	W	7.5	-	-
	5 Ballistic Behavior		8	6	178	Just A Bit	7	1	1	4	1	-	9.0	Yes	-
	6 Brown's Bombers		4	10	159	Chalk it Up	16	5	5	2	4	-	11.5	-	-
	☞ Tips & Shafts		4	10	151	Bombers	11	3	4	2	2	-	6.5	-	-
	☞ Just A Bit Outside		1	13	108	Ballistic	13	3	2	4	4	-	3.5	-	-

☞ = regular season division champion ☞ = clinched "top-two" finish in division ☞ = clinched "bottom-two" finish in division

"HOT DARTS"		
Player Name	Team Name	Hot Darts
... with one match forfeited ...		
Brown, Tom	This Is Element	T80
Johnson, Michael	Appetite for Destruction	T80
Eason, Joel	Lunatic Fringe	T74
Phillips, Robbie	This Is Element	19-dart SCKT
Cusher, Dean & Johnson, Michael	Appetite for Destruction	20-dart 501
Phillips, Robbie	This Is Element	13.5 ASPs
Eason, Joel	Lunatic Fringe	8.5 ASPs
Gelberg, Dave	Lunatic Fringe	8.5 ASPs
Work, Joe	North Raleigh Allia	8.5 ASPs
Gauthier, Kyle	Dead Beats	8.0 ASPs
Mitchell, Sid	Appetite for Destru	7.0 ASPs
Peele, Jim	North Raleigh Allia	7.0 ASPs
Massengill, Chad	This Is Element	6.5 ASPs
Tanner, Dave	North Raleigh Allia	6.5 ASPs
Bakowski, Adam	Lunatic Fringe	6.0 ASPs
Brown, Tom	This Is Element	5.5 ASPs
Cusher, Dean	Appetite for Destru	5.5 ASPs
Oakley, Jerry	Brass Monkeys	5.5 ASPs
Tan, Wil	This Is Element	5.5 ASPs
Kuhns, John	Brass Monkeys	5.0 ASPs
Hamilton, Billy	Lunatic Fringe	4.5 ASPs
"B" Division		
Wilson, John	Methodical Madnes	9m
Reitano, Sal	Shaunt Be Shutout	10-dart 301
Carroll, John	Shaunt Be Shutout	13-dart 301
Zawrotniak, Joe	Rif Raf	14-dart 301
Raquet, Mike	Them Handsome...	15-dart 301
Foushee, Kevin & Reitano, Sal	Shaunt Be Shutout	19-dart 501
Zawrotniak, Joe	Rif Raf	7.5 ASPs
Wilson, John	Methodical Madnes	7.0 ASPs
Johnson, Dave	Menace 2 Sobriety	5.0 ASPs
Carroll, John	Shaunt Be Shutout	4.5 ASPs
Garland, Bryan	Them Handsome D	4.5 ASPs
Krasnow, Dave	Them Handsome D	4.5 ASPs
O'Neal, Chris	Methodical Madnes	4.5 ASPs

Gaertner, Brian	Rif Raf	4.0 ASPs
Maccini, Billy	Shaunt Be Shutout	4.0 ASPs
Reitano, Sal	Shaunt Be Shutout	4.0 ASPs
Sarantos, Alex	Them Handsome D	4.0 ASPs
Schmaus, Darren	Who Gives A Cork'	4.0 ASPs
"C" Division		
... with one match forfeited ...		
Bennett, Will	Dartistic License	4.0 ASPs
Flanagan, Stephen	Big Bulls	4.0 ASPs
Hartmann, Erin	The Bunkers	3.5 ASPs
Martinez, Vince	The Bunkers	3.5 ASPs
McWhorter, Mike	Big Bulls	3.5 ASPs
Michaud, Jason	Dartistic License	3.5 ASPs
Preciado, Amanda	Fire For Effect	3.5 ASPs
Dean, Jay	Dartistic License	3.0 ASPs
There is no need to keep all-stars in the tournaments, but I do print exceptional stuff such as good throws and fast games in the banquet Tons (although they will not earn any awards). Plus, call in all 9-marks, 6-Bulls, Ton-80s, Ton-70-Ins/Outs - all still awards.		
"D" Division		
Thomas, Jason	Ted's DeploraBull Empori	T80
Kemp, Louis	Bullseye Brewers	5-Bulls
Jenkins, John	Armed and Hammered	149-Out
Dzengeleski, Jimmy	Dynamic Darts	5.5 ASPs
Fisher, Nate	Ted's DeploraBull I	4.5 ASPs
Snyder, Mike	Bullseye Brewers	4.5 ASPs
Simpson, Tyler	Armed and Hamme	4.0 ASPs
Allison, Frank	Sharky's Machine	3.5 ASPs
Robertson, Phil	We've Got Big Bull	3.5 ASPs
"E" Division		
Maley, Dave	Sofa Kings	5-Bulls
Jones, Grey	Red-eye Rangers	13-dart 301
McNamara, Tim	Something Innapro	6.5 ASPs
Harrell, Walter	Sofa Kings	5.5 ASPs
Keim, Roger	Sofa Kings	5.0 ASPs
Martin, Chris	Something Innapro	4.5 ASPs
Bozza, Doug	Sofa Kings	4.0 ASPs
Deemer, Randy	Hump Day!	4.0 ASPs

Kunesh, Joe	Red-eye Rangers	4.0 ASPs
Rudy, Jeff	Game of Throws	4.0 ASPs
Jones, Grey	Red-eye Rangers	3.5 ASPs
"F" Division		
Ives, Danny	Chatham Street Elite	142-In
Patskoski, Jason	Coral Reefers	14-dart 301
Ives, Danny	Chatham Street Elit	7.0 TSPs
Roseman, Sean	Coral Reefers	4.0 ASPs
Watson, Jeff, Sr.	Dart Buddies	4.0 ASPs
Patskoski, Jason	Coral Reefers	3.5 ASPs
Surber, Dave	All Flights Matter	3.5 ASPs
Britt, Jake	Coral Reefers	3.0 ASPs
Dehnel, Sebastian	Chatham Street Elit	3.0 ASPs
Ryan, Sean	Chatham Street Elit	3.0 ASPs
Willis, Zack	Death Throw	3.0 ASPs
"G" Division		
Jeffreys, Lee & White, Vic	Bull Hunters	21-dart 501
White, Vic	Bull Hunters	6.0 ASPs
Gaines, Bryan	Wayne Gretzky	4.5 ASPs
Bowen, Andy	Walking the Wire	4.0 ASPs
Murphy, Tom	Is It In?	3.5 ASPs
Bumpass, Mike	Bull Hunters	3.0 ASPs
Gillett, Galen	Walking the Wire	3.0 ASPs
Jefferys, Lee	Bull Hunters	3.0 ASPs
Musil, Dylan	Is It In?	3.0 ASPs
Therrien, Dan	Wayne Gretzky	3.0 ASPs
White, John	Walking the Wire	3.0 ASPs
"H" Division		
Cominole, Jeremy	Irish Ton	5.0 ASPs
Spencer, Kenny	Tips & Shafts	4.5 ASPs
Suan, John	Brown's Bombers	4.0 ASPs
Frederick, Karl	Bulls Up!	3.5 ASPs
Lawrence, Jonathar	Chalk it Up	3.5 ASPs
Butterworth, Jim	Bulls Up!	3.0 ASPs
Collins, Richard	Just A Bit Outside	3.0 ASPs
Perkins, Heath	Irish Ton	3.0 ASPs
Borgna, Andrew	Tips & Shafts	2.5 ASPs
Boutieller, Tina	Chalker's Nightman	2.5 ASPs
Casey, Kevin	Brown's Bombers	2.5 ASPs
Yarsawich, Brian	Irish Ton	2.5 ASPs

DIVISIONAL TROPHY DART CATEGORIES

	A division	B division	C division	D division	E division	F division	G division	H division
High In (301 first turn only!)	Ton-60 (3/22/17) Robbie Phillips This Is Element	Ton-40 (2/8/17) John Wilson Methodical...	Ton-56 (3/22/17) Mike Holly The Bunkers	Ton-11 (3/1/17) Mike Litzinger Bullseye Brewers	Ton-20 (2/22/17) Steve Hall Red-eye Rangers	Ton-52 (3/22/17) Ron Smith ...Scorekeeper	Ton-14 (3/15/17) Wright Miller Walking the Wire	Ton-40 (1/25/17) Jon Lisk Tips & Shafts
High Out (301/501/1001)	Ton-52 (2/22/17) Scott Stankevich Appetite for Dest.	Ton-24 (3/22/17) Chris Wilson Methodical...	Ton-20 (2/8/17) Chris Toolan Big Bulls	Ton-49 (4/26/17) John Jenkins Armed/Hammered	Ton-04 (2/15/17) Jim Gallagher Coach's Last...	Ton-41 (1/25/17) Sean Roseman Coral Reefers	96 (4/12/17) Brad Prosser Walking the Wire	Ton-16 (3/8/17) Jeremy Cominole Irish Ton
Fast Singles 301	8 darts Chad Massengill ...Element (2/1)	10 darts Bryan Garland ...Devils (4/5)	13 darts Hugh Vance Dartistic... (3/8)	10 darts (4/5/17) Tom Winters Dynamic Darts	11 darts (3/22/17) Joe Munroe Shark Shooters	13 darts (3/22/17) Dave Surber All Flights Matter	13 darts (3/15/17) Wright Miller Walking the Wire	14 darts Jim Butterworth Bulls Up! (2/22)
Fast Singles Cricket	15 darts (3/22) Chad Massengill This Is Element	15 darts Dan Naylor Kiss My... (1/25)	20 darts (3/8/17) Ernie Gilyardi Mike's Garage	30 darts (3/29/17) Patrick Merkle We've Got Big...	20 darts (3/1/17) Randy Deemer Hump Day!	24 darts (3/8/17) Jeremy Limerick All Flights Matter	26 darts (3/22/17) Joe Rigert, Sr. Wayne Gretzky	31 darts (4/26/17) Jeremy Cominole Irish Ton
Fast Doubles Cricket	15 darts (3/22) Tom Brown & Chad Massengill This Is Element	25 darts (3/29/17) Eugene Foushee & C.J. Jobe Shaunt Be Shutout	24 darts Matt Goss & Kris Kilsdonk Fire... (3/29)	25 darts (2/22/17) Ryan Madey & Patrick Merkle We've Got Big Bulls	22 darts (3/29/17) Joe Munroe & Eric Taylor Shark Shooters	24 darts (4/5/17) Chris Daniels & C.J. Lefebvre Chatham Street Elite	21 darts (3/29/17) Joe Rigert, Sr. & Jonathan Wilson Wayne Gretzky	28 darts (1/25/17) Georgia Hayward & Dempsey Letsch Ballistic Behavior
Fast Doubles 501	14 darts (2/1/17) Chad Massengill & Wil Tan This Is Element	18 darts (1/25/17) Brian Howard & Ronnie Knott Shooter McGavin	19 darts (3/29/17) Jim Hunsberger & Amanda Preciado Fire For Effect	22 darts David Simpson & Barry Thompson ...Hammered (1/25)	20 darts (3/15/17) Jim Gallagher & Andrew Hamer Coach's Last Stand	21 darts (2/15/17) Danny Ives & Sean Ryan Chatham Street Elite	21 darts Rich Bialaszewski & Brad Bushman Show Me Your Tips (3/29)	24 darts (1/25/17) Neal Crawford & Jonathan Lawrence Chalk it Up
Perfect Throws								Michael Johnson (Appetite..., 4/26)
9-Marks								John Kramer (This Is Element, 3/22)
Jeff Watson, Jr. (3) (Kiss My WHAT?!, 2/1, 3/29, 4/5)	John Carroll (Shaunt Be Shutout, 3/22)							Phil Robertson (We've Got Big..., 4/12)
Kyle Gauthier (2) (Dead Beats, 3/22, 4/19)	Matthew Cople (Nine Lives, 3/29)							Ryan Madey (We've Got Big..., 3/1)
Robbie Phillips (2) (This Is Element, 3/8, 4/12)	Neal Crawford (Chalk it Up, 3/1)							Julie Scheppele (Kiss My WHAT?!, 2/8)
Sal Reitano (2) (Shaunt Be Shutout, 2/1, 2/8)	Tim Ellis (Ducks of War, 4/19)							Chris Schon (Shooter McGavin, 2/15)
Mike Seward (2) (Appetite..., 2/8, 2/15)	Kris Fischlein (Dead Beats, 2/1)							Joe Salemo (Brass Monkeys, 4/12)
Frank Allison (Sharky's Machine, 3/8)	Billy Hamilton (Lunatic Fringe, 4/12)							Bob Terry (Lunatic Fringe, 3/8)
Paul Beaudoin (Beer View Mirrors, 3/29)	Angela Jeffcoat (Who Gives A Cork?, 3/15)							Keith Wall (Brass Monkeys, 2/1)
Keith Bouchard (Menace 2 Sobriety, 3/8)	C.J. Lefebvre (Chatham Street Elite, 4/5)							John Wilson (Methodical..., 4/26)
Andy Bowen (Walking the Wire, 3/8)	Chris Martin (Something Inappropriate, 4/5)							Joe Work (North Ral. Alliance, 1/25)
Mike Bumpass (Bull Hunters, 4/12)	Chad Massengill (This Is Element, 3/15)							Tyler Wright (Shaunt Be Shutout, 4/19)
Jim Butterworth (Bulls Up!, 2/22)	Tim McNamara (Something Inappropriate, 3/1)							Ton-80s
Greg Caldwell (One Armed Bandits, 3/22)	Mike Mitchell (Appetite for Destruction, 3/22)							Brad Adams (Never Trust A Dart, 3/22)
	Dan Naylor (Kiss My WHAT?!, 1/25)							Tom Brown (This Is Element, 4/26)
	Jim Peele (North Raleigh Alliance, 3/22)							John Carroll (Shaunt Be Shutout, 3/8)
								E.J. Ellis (Kiss My WHAT?!, 2/15)
								Michael Johnson (Appetite..., 3/29)

HOW TO REACH US

RDL VoiceMail 919-990-1218
Mail Scoresheets to: Jason Kilts - RDL Statistician
 5005 Raintree Road, Durham, NC 27712
Scoresheet FAX available at:
919-324-3545 - email JK for confirmation of receipt!
New Member Fees and Newsletter Fees:
 (for now, these also go to the Membership Director)
 Heather Bohanan, 206 Shoals Lane, Garner, NC 27529
Nomination and Election Ballots:
 Heather Bohanan, 206 Shoals Lane, Garner, NC 27529
Grievances/Complaints/Rules Suggestions:
 Kevin Coyne, 204 Clifton Ridge Court, Louisburg, NC 27549
All Other RDL Correspondence to:
 (Just send whatever to Jason and he'll pass it along...)
2017 Board of Directors

<i>President</i>	Tim Mozzetti	919-649-1816
	email: tjmozz@gmail.com	
<i>Vice President</i>	Maridy Knight	919-417-7828
	email: maridy16@gmail.com	
<i>(interim) Secretary</i>	<i>Memb. Director Heather Bohanan is presently also doing these duties...</i>	
<i>Treasurer</i>	Barron Hartley	919-749-2061
	email: bkh345@hotmail.com	
<i>Membership</i>	Heather Bohanan	919-326-1956
	email: membership@raleighdartleague.org	
<i>Rules/Grievances</i>	Kevin Coyne	919-961-8303
	email: krcoyne@gmail.com	

League Statistician/Editor: Jason Kilts 919-990-1218
 email: jdkilts@yahoo.com or jdkilts@gmail.com

"HOT DARTS" CALL-IN GUIDELINES

Here are the guidelines you should use for the minimum number of all-star points to report when calling in your scores.
 "A" Div. = 4.5 or more ASPs; "B" Div. = 4.0 or more ASPs
 "C, D" Divisions = 3.5 or more ASPs
 "E, F, G" Divs. = 3.0 or more ASPs; "H" = 2.5 or more ASPs
 Also, call in any fast games, high ins, high outs, or other amazing feats that you think warrant a little recognition (e.g., Ins & Outs higher than a Ton, 24-dart cricket games, 15-dart 301s, 24-dart 501s, Ton-70s and up, 5-Bulls+, etc.).
Extra note: it's also ok to call in "fast games" in each set, even if they don't necessarily meet the maximum dart counts above.

SEASON-LONG TROPHY DART MINIMUM GAMES PLAYED REQUIREMENTS

To be eligible for all-star point ave. & singles win %-age awards, you must play at least 66% of this season's projected games:
for Divisions "A" (except teams A3 and A5), "B", "C" (except teams C2, C4 and C7) and "H" (8 teams / division):
Singles win %-age: min. of 19 Singles Games Played
All-star pt. Average: min. of 37 Total Games Played
for Divs. "D", "E" & "F", and also team G5 (7 teams / div.):
min. of 16 Singles Games Played, 32 Total Games Played
for teams A3, A5, C2, C4 and C7 (due to 1 forfeit received):
min. of 18 Singles Games Played, 35 Total Games Played
for teams G1, G3, G4 and G7 (due to 1 forfeit received):
min. of 15 Singles Games Played, 30 Total Games Played
for teams G2 and G6 (due to 2 forfeits received):
min. of 14 Singles Games Played, 27 Total Games Played

RDL WEBSITE - www.raleighdartleague.org

[including a full RDL map, with a 15-mile radius function]
New webmaster: Phil Robertson (of We've Got Big Bulls)
 contact him, if needed, at: philmrob@gmail.com

CALENDAR OF EVENTS

Wed., May 3 RDL Tournament Quarterfinals
Sat., May 6 ADO 501 Local Qualifier, Upper Deck, Cary;
 1:00 p.m. winners advance to May 13th Natl. Qualifier
Wed., May 10 RDL Tournament Semifinals
Sat., May 13 ADO 501 All-Stars National Qualifier, Upper
 10:00 a.m. Deck, Cary; winners advance to August 4th
 Nationals in Stamford, CT
Wed., May 17 RDL Tournament Finals
May 19-21 39th Central VA Dart Classic, (ADO),
 \$11,460, flyer not yet available (at least in a
 form/program that most people possess)
Sat., May 20 Spring 2017 - Season Banquet, Upper Deck
 11:30 a.m. Lunch, awards, blind draw... and friends...
was... Savannah Open, (ADO?), \$10,000, EVENT
 (May 26-28) POSTPONED - flyer not yet available
June 2-4 12th Annual Wreck at the Deck, (ADO),
 \$5200+; The Upper Deck, 329 N. Harrison Ave.
 info: bjccotton69@hotmail.com, 919-210-0020
Sat., June 24 NC City Dart League & NC Ladies' Cup
NCCDL: ChHill@Ral, Dur@Ashe, Pied@PCity,
 Char@Boone, Pine@Wilm, LakeN@Jack, (Bye-CapArea)
NCLC: Pine@Apex, FuqVar@Ashe,
 (Byes-CapArea, ChHill, Pied, Char, Wilm, Jack, LakeN)
Wed., July 19 Fall 2017 - RDL registration, Upper Deck
 (online registration should be available in
 the days immediately prior to the 19th)
Wed., Aug. 2 Fall 2017 preseason capt.mtg. - Upper Deck
Wed., Aug. 9 Fall 2017 first night of match play

Other Local Weekly Leagues

Tuesdays Bull City Dart League, Durham
Thursdays Triangle Dart League, Chapel Hill

Weekly Blind Draws - Over the years, many blind draws have come and gone. If any of these folds or if any others start up, please let me know and I'll update this list. Thanks.
(these 2 are double elim., \$5 entry, bar matches the pot... & now they add an extra \$50 if there are 32+ players!)

Fri., 8 pm Upper Deck, 919-460-1786, 329 N.Harrison
Sun., 8 pm Upper Deck, 919-460-1786, 329 N.Harrison
(these two are double elim., \$5 entry, bar matches the pot!)
Sat., 8 pm Hot Shots, 919-460-6307, 107 Edinburgh Dr S
Mon., 8 pm Hot Shots, 919-460-6307, 107 Edinburgh Dr S
(these two are \$5 entry, bar matches 150% if 16+ players!)
Sat., 8 pm Sharky's Place, 919-783-5448, 5800 Duraleigh
Mon., 8 pm Sharky's Place, 919-783-5448, 5800 Duraleigh

PENALTY LOG

Here are all the penalties assessed this season.
Phone (5 pts.): Something Inappropriate (E,wk.11), Show Me Your Tips (G,wk.12).
Mail (16 pts.): Big Bulls (C,wk.8,wk.12).
Ineligible Player (any match win, all points, all statistics):
 Train Station Shooters (G, wk.4, 11 pts., wk.5, 8 pts.).

WHERE WE PLAY

American Legion Fuquay-Varina	919-557-5990
6400 Johnson Pond Road -about 0.2 miles from Fuquay Elementary School	Fuquay-Varina
The Big Easy	919-468-6007
231 Grande Heights Drive -in Harrison Pointe Shpg. Ctr., acr. from Papa John's	Cary
Brass Tap & Billiards	919-876-2382
3316 Capital Boulevard -in the Starmount Shopping Center	NE Raleigh
Break Time Billiards	919-615-0107
6442 Tryon Road -left of Lowe's Foods, at inter. w/ Cary Parkway	Cary
Brewster's Pub	919-650-1270
1885 Lake Pine Drive -next to La Cocina Mexican restaurant	Cary
Brown's Billiards	919-878-9092
5500 Atlantic Springs Road -off Spring Forest Rd., near Wake Forest Rd.	NE Raleigh
Bull & Bear	919-847-3617
5442 Six Forks Road -at corner of Six Forks & Millbrook, behind KFC	N. Raleigh
Cleveland Draft House - Clayton	919-550-3723
461 Shotwell Road -right behind CVS off route 70	Clayton
Cleveland Draft House - Garner	919-771-2337
6101 NC Highway 42 West -0.7 mile west of I-40 on NC Highway 42	Garner
Compass Rose Brewery	919-875-5683
3201 Northside Drive #101 -take Gresham Lake fr. Capital Blvd, cross tracks, left	N. Raleigh
High Park Bar & Grille	919-833-4527
625 E. Whitaker Mill Road -near inter. of Whitaker Mill & Wake Forest Rd.	Raleigh
Hot Shots Billiards & Pub	919-460-6307
107 Edinburgh South Drive -in MacGregor Village	Cary
Locked & Loaded Bar & Grill	919-661-6688
305 McCormick Street -behind the International House of Pancakes (IHOP)	Garner
The Luxury Box	919-900-7955
8511 Cantilever Way -just off County Trail, one street south of CarMax	N. Raleigh
Mac's Tavern	919-467-4114
1014 Ryan Road -behind Burger King in Village Market Spg. Ctr.	Cary
Overtime Sports Pub	919-255-9556
1030-149 N. Rogers Lane -corner of Rogers Ln/US-64, in Food Lion strip mall	Raleigh
Pantana's Pool Hall	919-833-2990
3112 Hillsborough Road -between Daisy and Shepherd streets	near NCSU
Pat Murnane's Irish Pub (formerly Oh'Mulligan's)	
2101 South Main Street -right next to Euro Caf�	Wake Forest
Proof Five Points	919-717-3948
1620 Glenwood Ave -next to the Rialto Theater at 'five points' intersection	Raleigh
Rally Point Sport Grill	919-678-1088
1837 N. Harrison Ave. -in the Sam's Club plaza near I-40, behind Wendy's	Cary
Saints & Scholars Irish Pub	919-878-8828
909 Spring Forest Road -right next to Jason's Deli	N. Raleigh

**REMEMBER: RELOCATED TOURNAMENT MATCHES
WILL BE RULED TO BE DOUBLE FORFEITS!!!!**

TOURNAMENT VOICE MESSAGES - *CALL IN SCORES!*

Captains, please don't forget to call in your match scores after your tournament matches. You don't need to mail/fax/scan me your sheet, but do call in who won and what the score was. Also, don't forget to leave any perfect throws on your message too - your players will want their tournament awards as much as (or more than) their regular season awards. Finally, if anybody does anything really good, or if something especially interesting or funny happens, tell me about that stuff too.

TOURNAMENT PAIRINGS ON VOICEMAIL

The updated VoiceMail system allows more time for an outgoing message, so all of the pairings lists fit every week.

**Start getting your team together for the Fall season now!!
Info. is listed on page 1, and will also be in the banquet Tons.**

TOURNAMENT DIDDLE RULE CLARIFICATION

For many years, the RDL has used the standard old ADO-style of diddling in best-2-of-3 matches: flip a coin, winner of the toss gets to choose diddle order in game 1, loser of game 1 gets to choose diddle order in game 2, and the loser of the toss gets to choose diddle order in game 3 if it's necessary.

**ONE LAST TIME - REMEMBER... TOURNAMENT
MATCHES START AT 7:00 P.M., NOT 8:00 P.M.!!!
(And a note on this one... teams are NOT allowed
until 8:15 to field four players. 7:15 is the deadline.)
(Believe it or not, teams have tried to use that...)**

PERPETUAL PLAQUES

Don't forget: RDL offers 'perpetual plaques' for all fast games, ins/outs, & perfect throws (as well team regular season wins, if you want). They're large boards that hold multiple plates. If you would like more details, or to include your name on the list for this style of award, contact VP Maridy Knight BY MAY 7TH if you want one this season (unless your first award is a semis or finals perfect throw...). Her contact info is on page 4. [If you have already started a perpetual plaque, you don't have to 'sign up' again this season - you'll receive plates for your large plaque until it's full, whether you like it or not.]

Scooters	919-954-2171
1911 Segoe Court -near Atlantic/Millbrook inter., behind Batteries Plus	N. Raleigh
Sharky's Place	919-783-5448
5800 Duraleigh Road -in the Yuppie Center near US 70 intersection	NW Raleigh
Snooker's-RW	919-828-7665
3520 Wade Avenue -in Ridgewood Shopping Center	NW Raleigh
Train Station Sports Bar & Grill	919-481-2442
301-C N. Harrison Avenue -under Pure Gold, between Chatham St. & 54 @ RR tracks	Cary
Triple Barrel Tavern	919-762-0940
2221 North Grassland Road -across from Bagels Plus, right off of NC-55	Fuquay-Varina
The Upper Deck	919-460-1786
329 N. Harrison Avenue -near intersection. of N. Harrison & Highway 54	Cary

Printed below are the tournament brackets (with match locations) which we will be using this season. Please notify your team of possible match locations for your team's matches in the tournament. Host establishment phone numbers and addresses are on page 3. **REMEMBER: Tournament matches start at 7:00 p.m.**

This is the only Tons that I will send during the tourney, but as with the first round matches, I will put the pairings on the VoiceMail for the semis and finals.

[Note: Whenever an asterisk (*) is included, that means a third board may be available and the captains may agree to use it in order to shorten the match time.]

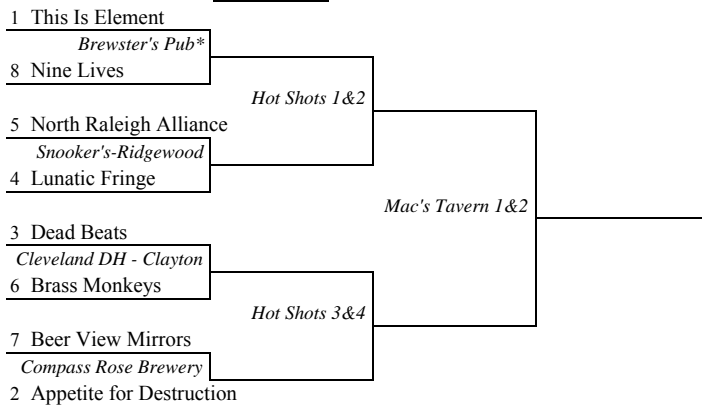
[Note: (↔) No tournament seedings in any division are subject to flip, as all scoresheets from the entire season have already been received.]

SPRING 2017 RDL DIVISIONAL TOURNAMENT SCHEDULE

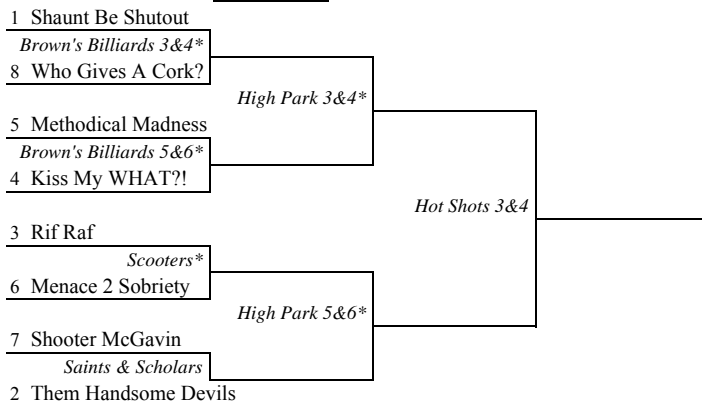
Quarterfinals (5/3)	Semifinals (5/10)	Finals (5/17)	WINNER
---------------------	-------------------	---------------	---------------

Quarterfinals (5/3)	Semifinals (5/10)	Finals (5/17)	WINNER
---------------------	-------------------	---------------	---------------

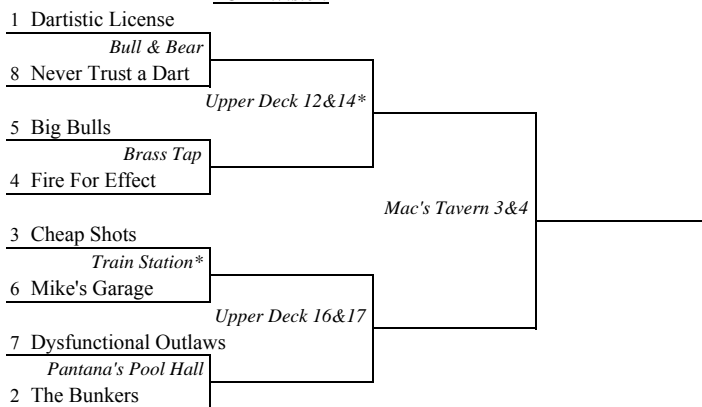
"A" Division




"B" Division



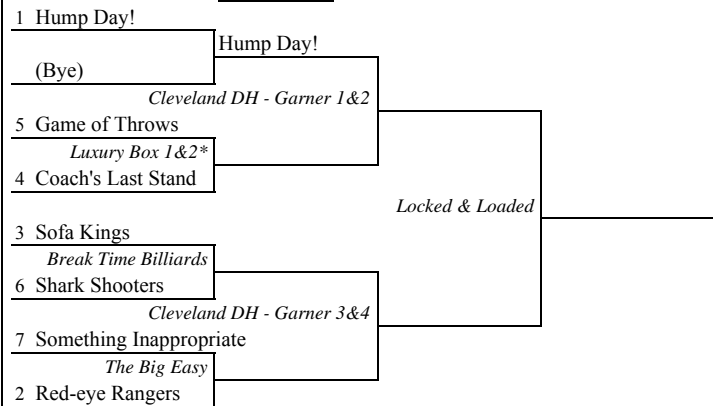
"C" Division



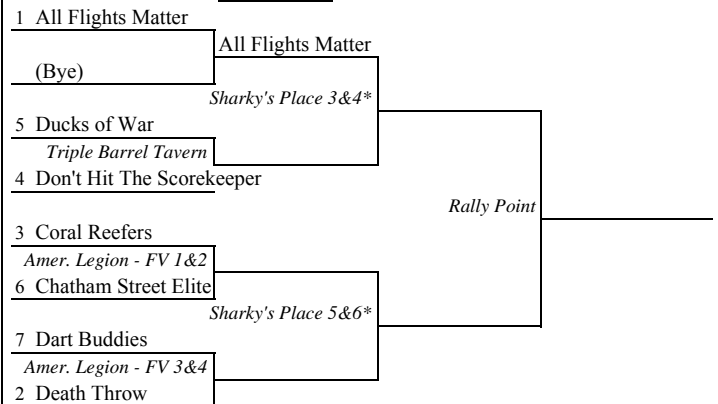
"D" Division



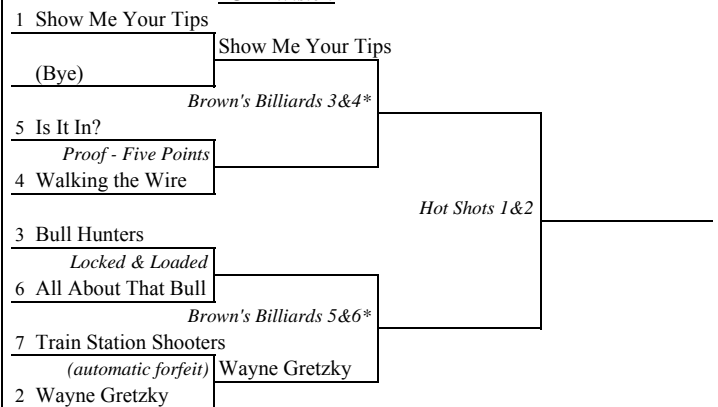
"E" Division



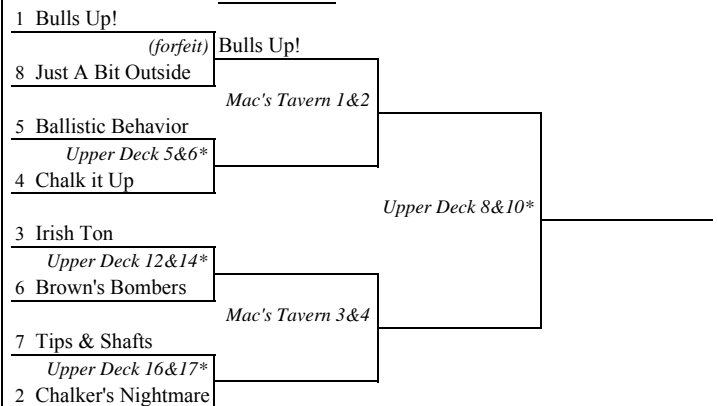
"F" Division



"G" Division



"H" Division



RDL TRIVIA

Last week's question: *Has any team in the past 42 seasons finished 7-7 (or 6-6 in a 7-team division) and had both a win and a loss against every other team in the division (and who was it, and when)?*

The answer: Well, since we've completed this spring's regular season matches, we can actually answer this question for 43 seasons (instead of just 42). Due to the fact that no even-record teams this season fit the requirement for this question, the answer didn't change this season. And that answer is... Yes, three different teams have pulled off the '1-1 record against all opponents' scenario!! That's so crazy... both beating and losing to every opponent. Just awesome and weird at the same time. The maybe weirder part? All 3 times that it has happened have come in D division! In the Fall 2000 season, Smackdown's 7-7 landed them in 5th, 2 matches behind the leaders. In the Spring 2001 season, UZMALL's 6-6 also landed them in 5th. And then in the Fall 2013 season, Death Throw's 7-7 mark actually squeezed them all the way up into 3rd place of 8 teams.

TOURNAMENT PREDICTIONS

Oh, yucky, we had an extra 2 forfeits in week 14, so only 25 total matches to pick... put up a pretty strong 21-4 record, so the season ended pretty decently. Also hit the postponed week 12 match, so that takes me to 283-96 for the season (74.7% correct). Not too bad, don't ya think?

"A" Division: Element hasn't lost in a while now, so I pretty much have to take my own team, don't I? Appetite will absolutely be our opposition in the finals, as that is one deep and talented team. The other two quarterfinals are rematches of week 14 pairings, and I think Fringe wins again, but that Dead Beats bounce back against the Brass Monkeys.

"B" Division: The race in B was over sometime around... the pre-season registration meeting... Shaunt can't win the tournament by 5 matches like they did with the season, but they'll be adding the Mugs to their pile. Rif Raf will upset the Devils in the semifinal on the other side of the bracket, and Kiss My WHAT will also advance to the semifinal round.

"C" Division: Sure, Dartistic stumbled in a match late in the season... but that will be their only loss of the spring. If the Big Bulls were in the other side of the bracket, I would put them in the final, but instead they'll lose to Dartistic in the semifinals. The Bunkers will end up in the finals instead, after they sneak past Dysfunctional and then also Cheap Shots.

"D" Division: It wasn't that long ago that D felt like it was the Brewers' to lose. But We've Got Big Bulls is on a long and strong run, and I don't see any reason to expect that it stops now. I'm fairly certain the top four seeds will all advance out of the quarterfinals, leaving the other semifinal to be Armed and Hammered's third straight win over the Brewers.

"E" Division: And then we come to the messiest of the messy... three teams that nearly finished in a dead heat, and a fourth team that might be better than all three leaders on any given night. The top four will each advance out of the quarters, and then I guess I will take Hump Day over the Rangers in the finals, but that's not with a whole lot of conviction.

"F" Division: We've just gotten a preview of some of the likely matchups in this one, and the picture is seemingly pretty clear. What started out as a Duck-a-licious event in the first month likely won't even have them in the semifinals. Instead, I think this bracket will hold true to form, with the higher-seeded team winning every match in every round.

"G" Division: What a weird division... 5 of the 6 competitors have winning SCKt records, and 4 have winning DCKt records. And somehow Is It In? is *only* good at SCKt (!?). I've been picking the Hunters all season, so I'm not stopping now. They'll beat Gretzky on the way to beating Show Me Your Tips (who will beat Is It In? in the semifinals).

"H" Division: In a division that provided very little clarity among the top five teams or so for most of the season, it sure feels like Bulls Up! was starting to provide some, so I'm certainly taking them. And even though Nightmare just beat them, I'm putting Irish Ton in the final too. And let's go with Chalk it Up winning the other very even quarterfinal.

Dark Horses: certainly Coach's Last Stand in E, One Armed Bandits in D, and you had better not sleep on the Dysfunctional Outlaws in C.

Surest things: Shaunt in B. Bulls Up! in H. A lot of C matches being closer than you expected. And an Element-Appetite final in A division.

THE POSTPONED WEEK 12 "D" MATCH

Machine 3-3-0-6 (1001 L) @ 3-3-6-0 (1001 W) Brewers. No hot darts.

THE AMAZING FINISH IN THE "E" RACE

No way do I have enough room to do this full justice here, so maybe we will revisit this in the banquet issue, but... we have to at least acknowledge the amazing drama here. Three teams, separated by only three points heading into Wednesday night, with each playing a team outside the lead trio. Full on point race!! And in the end, Hump Day! ended their match first, dropping the last 501 to maybe open the door? Then the Sofa Kings turned a 6-6 lead into 16-6, with one game left to win to pass Hump... but then a guy (who played the minimum match number for the season), showed up late, drank a lot, played one game, and broke their hearts with a 501 winner. Meaning that all the Rangers needed was one 501 after they took a 13-5 lead...but nope! The Sharks swept 501. Humpers win! 3 teams separated by ONE DAMN POINT.

WHO DIDN'T PLAY?! A few real possibilities here...

Some seasons this is one of my favorite items - the one where I report which individual leaders sat out sets in the final week. Although we can never be certain of the reason that somebody sits out, I'm sure we all have our guesses, and knowing who to guess about is lots of fun.

Many recent seasons have had pretty diverse sit-out reasons and outcomes. From sitting out to avoid losing, to sitting out and costing yourself a shot at the minimum games, to being absent and losing out, to being absent and gaining from it, recent seasons have had most everything. This particular season has... almost none of those. :(But what it does have is intra-team competition drama "stuff"!! :o)

Ok, first thing we're going to do is summarize the almost complete absence of any interesting stories in the singles race. The only thing of even 1% humorous interest here is Kris Kilsdonk of Fire For Effect clinching the C ladies' singles title without playing any singles games. Of course, she was completely absent from the match, and not really in too great of a danger of losing the race outright, so this one carries just about exactly that... 1% humorous interest. Booooring.

Unlike the singles win percentage races, the ASP races offer us two stories to peruse! The first is pretty minor, the second is more than a bit minor, and both of them awesomely involve situations involving pairs of teammates. The second one is way better, as it involves the captain! Way better with that extra level of intrigue, eh?

Ok, first up we'll address the small one. John Carroll of Shaunt Be Shutout sat out 501 for the second time in 3 weeks (he only sat out 3 sets all spring). Meanwhile, the guy chasing him, teammate Sal Reitano, played all 4 sets, obviously including doubles '01. The reality though is that Carroll was way ahead and this didn't affect much. Still fun to put it here though so that Sal has a reason to poke at captain Billy.

And that leaves us with the only real drama in any "who played?" sense in week 14. The H division ladies' ASP race mostly came down to two teammates - Tina Boutieller and captain Lisa Kincaid. Kincaid entered the final week ahead by 0.026 per game, and both had already played enough games to qualify for the award. Both ladies then also played in both singles sets, with each winning 1 of her 2 games, but that's where the similarities ended.

Captain Kincaid (you know... the person listing the team :o), sat out both doubles sets, while teammate (and ASP competitor?) Boutieller played in both doubles sets. Now, until the 501 set in week 13, Kincaid hadn't sat out a set in any match she attended all season. And then, all of a sudden, out three straight doubles sets. All while Boutieller played every set in the last two weeks... oh... except for *singles cricket* in week 13!! Doh! The super kicker in the end? Kincaid ended up with 14 ASPs in 45 games for an average of 0.311, while Boutieller had 13 ASPs in 42 games for an average of 0.310. Yep... even one half of an ASP switches this award. As would any one more game played, be it a game without an ASP for the leader, or a game with an ASP for the chaser. The absolute narrowest of margins for seasons of our length. I foresee some intra-team poking and joking coming here shortly...

Spring 2017 RDL Top Singles Records (by division) (through end of season)

<u>"A" Division</u>				<u>W</u>	<u>L</u>	<u>%-age</u>	<u>"E" Division</u>				<u>W</u>	<u>L</u>	<u>%-age</u>
1	Massengill, Chad	A1/ This Is Element	26	2	0.929	1	Munroe, Joe	E1/ Shark Shooters	19	3	0.864		
2	Kramer, John	A1/ This Is Element	22	4	0.846	2	Keim, Roger	E3/ Sofa Kings	13	3	0.813		
3	Stankevich, Scott	A2/ Appetite for Destruction	20	4	0.833	3	Deemer, Randy	E5/ Hump Day!	19	5	0.792		
4	Phillips, Robbie	A1/ This Is Element	23	5	0.821		Rudy, Jeff	E4/ Game of Throws	19	5	0.792		
	Work, Joe	A4/ North Raleigh Alliance	23	5	0.821	5	Jones, Grey	E6/ Red-eye Rangers	17	5	0.773		
6	Brown, Tom	A1/ This Is Element	21	5	0.808	6	Scott, Kevin	E2/ Coach's Last Stand	12	4	0.750		
<u>"B" Division</u>				<u>W</u>	<u>L</u>	<u>%-age</u>	<u>"F" Division</u>				<u>W</u>	<u>L</u>	<u>%-age</u>
1	Reitano, Sal	B1/ Shaunt Be Shutout	17	4	0.810	1	Dehnel, Sebastian	F4/ Chatham Street Elite	15	3	0.833		
2	Martin, David	B2/ Rif Raf	20	6	0.769	2	Converse, Stan	F6/ Ducks of War	18	4	0.818		
3	Carroll, John	B1/ Shaunt Be Shutout	21	7	0.750	3	Ellis, Tim	F6/ Ducks of War	17	4	0.810		
	Krasnow, Dave	B8/ Them Handsome Devils	21	7	0.750	4	Bosier, Sean	F1/ Death Throw	18	6	0.750		
	Zawrotniak, Joe	B2/ Rif Raf	21	7	0.750		Limerick, Jeremy	F3/ All Flights Matter	12	4	0.750		
6	Wright, Tyler	B1/ Shaunt Be Shutout	17	6	0.739	6	Surber, Dave	F3/ All Flights Matter	17	6	0.739		
<u>"C" Division</u>				<u>W</u>	<u>L</u>	<u>%-age</u>	<u>"G" Division</u>				<u>W</u>	<u>L</u>	<u>%-age</u>
1	Healy, Simon	C3/ Dartistic License	21	1	0.955	1	White, Vic	G6/ Bull Hunters	18	2	0.900		
2	Bennett, Will	C3/ Dartistic License	24	4	0.857	2	Bowen, Andy	G3/ Walking the Wire	15	2	0.882		
3	Hall, Josh	C1/ Cheap Shots	19	7	0.731	3	Bushman, Brad	G7/ Show Me Your Tips	17	3	0.850		
4	Fitzgerald, Dennis	C6/ Big Bulls	16	6	0.727	4	Lane, Bob	G7/ Show Me Your Tips	16	4	0.800		
5	Long, Gary	C7/ Mike's Garage	18	8	0.692	5	Rigert, Joe, Sr.	G1/ Wayne Gretzky	15	5	0.750		
6	Vance, Hugh	C3/ Dartistic License	19	9	0.679	6	White, John	G3/ Walking the Wire	16	6	0.727		
<u>"D" Division</u>				<u>W</u>	<u>L</u>	<u>%-age</u>	<u>"H" Division</u>				<u>W</u>	<u>L</u>	<u>%-age</u>
1	Winters, Tom	D5/ Dynamic Darts	18	3	0.857	1	Butterworth, Jim	H8/ Bulls Up!	23	4	0.852		
2	Merkle, Patrick	D7/ We've Got Big Bulls	20	4	0.833	2	Frederick, Karl	H8/ Bulls Up!	16	3	0.842		
3	Madey, Ryan	D7/ We've Got Big Bulls	19	5	0.792	3	Brownd, Anthony	H1/ Chalker's Nightmare	23	5	0.821		
	Trefzger, Ken	D2/ One Armed Bandits	19	5	0.792	4	Davis, Luke	H5/ Brown's Bombers	19	5	0.792		
5	Simpson, Aden	D1/ Armed and Hammered	20	6	0.769	5	Casey, Kevin	H5/ Brown's Bombers	22	6	0.786		
6	Snyder, Mike	D6/ Bullseye Brewers	18	6	0.750	6	Lawrence, Jonathan	H4/ Chalk it Up	18	5	0.783		
<u>Women's Records</u>				<u>W</u>	<u>L</u>	<u>%-age</u>	<u>(# of women by division: A-0, B-7, C-5, D-5, E-4, F-6, G-5, H-17)</u>				<u>W</u>	<u>L</u>	<u>%-age</u>
A	[There are no women in A division.]						E	Mitchell, Liz	E1/ Shark Shooters	8	10	0.444	
B	Scheppele, Julie	B7/ Kiss My WHAT?!	11	15	0.423	F	Massengill, Devin	F5/ Dart Buddies	10	12	0.455		
C	Kilsdonk, Kris	C5/ Fire For Effect	13	11	0.542	G	Voorhees, Cindy	G2/ All About That Bull	8	12	0.400		
D	Jackson, Kelly	D5/ Dynamic Darts	6	11	0.353	H	Hayward, Georgia	H3/ Ballistic Behavior	16	8	0.667		

Spring 2017 RDL Top Doubles Records (by division) (through end of season)

<u>"A" Division</u>				<u>W</u>	<u>L</u>	<u>%-age</u>	<u>"E" Division</u>				<u>W</u>	<u>L</u>	<u>%-age</u>
1	Phillips, Robbie	A1/ This Is Element	25	3	0.893	1	Jones, Grey	E6/ Red-eye Rangers	17	4	0.810		
2	Mozzetti, Tim	A2/ Appetite for Destruction	16	3	0.842	2	Bozza, Doug	E3/ Sofa Kings	14	6	0.700		
3	Brown, Tom	A1/ This Is Element	20	4	0.833		Raper, Jeromie	E6/ Red-eye Rangers	14	6	0.700		
4	Mitchell, Sid	A2/ Appetite for Destruction	20	5	0.800	4	Alcon, Tony	E3/ Sofa Kings	16	7	0.696		
5	Stankevich, Scott	A2/ Appetite for Destruction	19	5	0.792		Baldwin, Randy	E5/ Hump Day!	16	7	0.696		
	Tan, Wil	A1/ This Is Element	19	5	0.792	6	Gallagher, Jim	E2/ Coach's Last Stand	15	7	0.682		
<u>"B" Division</u>				<u>W</u>	<u>L</u>	<u>%-age</u>	<u>"F" Division</u>				<u>W</u>	<u>L</u>	<u>%-age</u>
1	Reitano, Sal	B1/ Shaunt Be Shutout	20	5	0.800	1	Surber, Dave	F3/ All Flights Matter	19	5	0.792		
2	Foushee, Kevin	B1/ Shaunt Be Shutout	22	6	0.786	2	Willis, Zack	F1/ Death Throw	18	5	0.783		
3	Carroll, John	B1/ Shaunt Be Shutout	19	6	0.760	3	Smith, Van	F2/ Coral Reefers	14	4	0.778		
4	Howard, Brian	B5/ Shooter McGavin	21	8	0.724	4	Gardner, Kenn	F3/ All Flights Matter	16	6	0.727		
5	Knott, Ronnie	B5/ Shooter McGavin	20	8	0.714	5	Britt, Jake	F2/ Coral Reefers	14	6	0.700		
6	St. Clair, Matt	B2/ Rif Raf	16	7	0.696	6	Limerick, Jeremy	F3/ All Flights Matter	13	7	0.650		
<u>"C" Division</u>				<u>W</u>	<u>L</u>	<u>%-age</u>	<u>"G" Division</u>				<u>W</u>	<u>L</u>	<u>%-age</u>
1	Bennett, Will	C3/ Dartistic License	23	5	0.821	1	Rigert, Joe, Sr.	G1/ Wayne Gretzky	18	2	0.900		
	Denton, Fon	C3/ Dartistic License	23	5	0.821	2	Wilson, Jonathan	G1/ Wayne Gretzky	19	3	0.864		
3	Healy, Simon	C3/ Dartistic License	16	5	0.762	3	Sosebee, Keith	G6/ Bull Hunters	12	2	0.857		
4	Hall, Josh	C1/ Cheap Shots	19	9	0.679	4	Bushman, Brad	G7/ Show Me Your Tips	16	4	0.800		
5	Tant, J.J.	C2/ Dysfunctional Outlaws	16	8	0.667	5	Bowen, Andy	G3/ Walking the Wire	13	4	0.765		
	Flanagan, Stephen	C6/ Big Bulls	14	7	0.667	6	Powell, Lee	G7/ Show Me Your Tips	14	5	0.737		
<u>"D" Division</u>				<u>W</u>	<u>L</u>	<u>%-age</u>	<u>"H" Division</u>				<u>W</u>	<u>L</u>	<u>%-age</u>
1	Madey, Ryan	D7/ We've Got Big Bulls	22	2	0.917	1	Butterworth, Jim	H8/ Bulls Up!	23	5	0.821		
	Merkle, Patrick	D7/ We've Got Big Bulls	22	2	0.917	2	Butterworth, Dan	H8/ Bulls Up!	20	6	0.769		
3	Caldwell, Greg	D2/ One Armed Bandits	14	4	0.778	3	Butterworth, Rick	H8/ Bulls Up!	16	6	0.727		
4	Trefzger, Ken	D2/ One Armed Bandits	18	6	0.750		Frederick, Karl	H8/ Bulls Up!	16	6	0.727		
5	Simpson, Aden	D1/ Armed and Hammered	16	7	0.696	5	Lawrence, Jonathan	H4/ Chalk it Up	16	7	0.696		
6	Simpson, Tyler	D1/ Armed and Hammered	16	9	0.640	6	(two tied)				0.667		
<u>Women's Records</u>				<u>W</u>	<u>L</u>	<u>%-age</u>	<u>(# of women by division: A-0, B-7, C-5, D-5, E-4, F-6, G-5, H-17)</u>				<u>W</u>	<u>L</u>	<u>%-age</u>
A	[There are no women in A division.]						E	Mitchell, Liz	E1/ Shark Shooters	4	12	0.250	
B	Bathurst, Alyssa	B7/ Kiss My WHAT?!	10	9	0.526	F	Graves, Julie	F5/ Dart Buddies	11	7	0.611		
C	Preciado, Amanda	C5/ Fire For Effect	17	10	0.630	G	Gaines, Lauren	G1/ Wayne Gretzky	11	11	0.500		
D	Jackson, Kelly	D5/ Dynamic Darts	3	14	0.176	H	Massey, Amy	H8/ Bulls Up!	13	9	0.591		

Spring 2017 RDL Top Singles+Doubles Records (by division) (through end of season)

<u>"A" Division</u>						<u>"E" Division</u>					
		W	L	%-age			W	L	%-age		
1	Phillips, Robbie	A1/ This Is Element	48	8	0.857	1	Jones, Grey	E6/ Red-eye Rangers	34	9	0.791
2	Brown, Tom	A1/ This Is Element	41	9	0.820	2	Deemer, Randy	E5/ Hump Day!	34	13	0.723
3	Stankevich, Scott	A2/ Appetite for Destruction	39	9	0.813	3	Keim, Roger	E3/ Sofa Kings	23	9	0.719
4	Massengill, Chad	A1/ This Is Element	45	11	0.804	4	Gallagher, Jim	E2/ Coach's Last Stand	32	13	0.711
5	Kramer, John	A1/ This Is Element	38	10	0.792	5	Baldwin, Randy	E5/ Hump Day!	33	14	0.702
6	Mozzetti, Tim	A2/ Appetite for Destruction	29	8	0.784	6	Alcon, Tony	E3/ Sofa Kings	32	15	0.681
<u>"B" Division</u>						<u>"F" Division</u>					
		W	L	%-age			W	L	%-age		
1	Reitano, Sal	B1/ Shaunt Be Shutout	37	9	0.804	1	Surber, Dave	F3/ All Flights Matter	36	11	0.766
2	Carroll, John	B1/ Shaunt Be Shutout	40	13	0.755	2	Willis, Zack	F1/ Death Throw	32	12	0.727
3	Foushee, Kevin	B1/ Shaunt Be Shutout	38	13	0.745	3	Dehnel, Sebastian	F4/ Chatham Street Elite	25	11	0.694
4	Zawrotniak, Joe	B2/ Rif Raf	38	17	0.691		Limerick, Jeremy	F3/ All Flights Matter	25	11	0.694
5	Martin, David	B2/ Rif Raf	36	17	0.679	5	Smith, Van	F2/ Coral Reefers	27	12	0.692
6	Knott, Ronnie	B5/ Shooter McGavin	38	18	0.679	6	Ellis, Tim	F6/ Ducks of War	29	13	0.690
<u>"C" Division</u>						<u>"G" Division</u>					
		W	L	%-age			W	L	%-age		
1	Healy, Simon	C3/ Dartistic License	37	6	0.860	1	Bushman, Brad	G7/ Show Me Your Tips	33	7	0.825
2	Bennett, Will	C3/ Dartistic License	47	9	0.839		Rigert, Joe, Sr.	G1/ Wayne Gretzky	33	7	0.825
3	Hall, Josh	C1/ Cheap Shots	38	16	0.704	3	Bowen, Andy	G3/ Walking the Wire	28	6	0.824
4	Denton, Fon	C3/ Dartistic License	38	18	0.679	4	White, Vic	G6/ Bull Hunters	31	7	0.816
5	Vance, Hugh	C3/ Dartistic License	37	19	0.661	5	Lane, Bob	G7/ Show Me Your Tips	29	10	0.744
6	Krestalude, Andy	C4/ The Bunkers	31	17	0.646	6	Wilson, Jonathan	G1/ Wayne Gretzky	26	10	0.722
<u>"D" Division</u>						<u>"H" Division</u>					
		W	L	%-age			W	L	%-age		
1	Merkle, Patrick	D7/ We've Got Big Bulls	42	6	0.875	1	Butterworth, Jim	H8/ Bulls Up!	46	9	0.836
2	Madey, Ryan	D7/ We've Got Big Bulls	41	7	0.854	2	Frederick, Karl	H8/ Bulls Up!	32	9	0.780
3	Trefzger, Ken	D2/ One Armed Bandits	37	11	0.771	3	Lawrence, Jonathan	H4/ Chalk it Up	34	12	0.739
4	Simpson, Aden	D1/ Armed and Hammered	36	13	0.735	4	Butterworth, Dan	H8/ Bulls Up!	39	15	0.722
5	Winters, Tom	D5/ Dynamic Darts	30	12	0.714	5	Brownd, Anthony	H1/ Chalker's Nightmare	40	16	0.714
6	Tufillaro, Lou	D7/ We've Got Big Bulls	29	14	0.674	6	Fox, Chris	H2/ Irish Ton	36	17	0.679
<u>Women's Records</u>						<u>(# of women by division: A-0, B-7, C-5, D-5, E-4, F-6, G-5, H-17)</u>					
		W	L	%-age			W	L	%-age		
A	[There are no women in A division.]				E	Mitchell, Liz	E1/ Shark Shooters	12	22	0.353	
B	Taylor, Tisha	B7/ Kiss My WHAT?!	18	22	0.450	F	Massengill, Devin	F5/ Dart Buddies	17	22	0.436
C	Preciado, Amanda	C5/ Fire For Effect	30	25	0.545	G	Gaines, Lauren	G1/ Wayne Gretzky	17	28	0.378
D	Jackson, Kelly	D5/ Dynamic Darts	9	25	0.265	H	Hayward, Georgia	H3/ Ballistic Behavior	30	18	0.625

Spring 2017 RDL Top All-Star Point Averages (by division) (through end of season)

<u>"A" Division</u>						<u>"E" Division</u>					
		ASP	TGP	Ave.			ASP	TGP	Ave.		
1	Phillips, Robbie	A1/ This Is Element	128.0	56	2.286	1	McNamara, Tim	E7/ Something Inappropriate	38.0	37	1.027
2	Gauthier, Kyle	A7/ Dead Beats	89.0	51	1.745	2	Gallagher, Jim	E2/ Coach's Last Stand	44.5	45	0.989
3	Massengill, Chad	A1/ This Is Element	93.0	56	1.661	3	Jones, Grey	E6/ Red-eye Rangers	36.5	43	0.849
4	Kramer, John	A1/ This Is Element	67.0	48	1.396	4	Deemer, Randy	E5/ Hump Day!	36.5	47	0.777
5	Eason, Joel	A3/ Lunatic Fringe	63.0	47	1.340	5	Maley, Dave	E3/ Sofa Kings	32.5	48	0.677
6	(two tied)				6	Alcon, Tony	E3/ Sofa Kings	28.5	47	0.606	
<u>"B" Division</u>						<u>"F" Division</u>					
		ASP	TGP	Ave.			ASP	TGP	Ave.		
1	Carroll, John	B1/ Shaunt Be Shutout	70.5	53	1.330	1	Roseman, Sean	F2/ Coral Reefers	30.0	38	0.789
2	Reitano, Sal	B1/ Shaunt Be Shutout	50.0	46	1.087	2	Limerick, Jeremy	F3/ All Flights Matter	27.5	36	0.764
3	Zawrotniak, Joe	B2/ Rif Raf	54.5	55	0.991	3	Surber, Dave	F3/ All Flights Matter	35.5	47	0.755
4	Foushee, Kevin	B1/ Shaunt Be Shutout	46.0	51	0.902	4	Vick, Justin	F7/ Don't Hit The Scorekeeper	30.0	48	0.625
5	Watson, Jeff, Jr.	B7/ Kiss My WHAT?!	35.0	43	0.814	5	Smith, Van	F2/ Coral Reefers	21.5	39	0.551
6	Krasnow, Dave	B8/ Them Handsome Devils	44.5	57	0.781	6	Nettesheim, Doug	F7/ Don't Hit The Scorekeeper	18.0	33	0.545
<u>"C" Division</u>						<u>"G" Division</u>					
		ASP	TGP	Ave.			ASP	TGP	Ave.		
1	Healy, Simon	C3/ Dartistic License	57.5	43	1.337	1	White, Vic	G6/ Bull Hunters	35.0	38	0.921
2	Goss, Matt	C5/ Fire For Effect	45.5	40	1.138	2	Bushman, Brad	G7/ Show Me Your Tips	35.0	40	0.875
3	Tant, J.J.	C2/ Dysfunctional Outlaws	40.5	48	0.844	3	Bowen, Andy	G3/ Walking the Wire	28.5	34	0.838
4	Krestalude, Andy	C4/ The Bunkers	39.5	48	0.823	4	Rigert, Joe, Sr.	G1/ Wayne Gretzky	31.5	40	0.788
5	Bennett, Will	C3/ Dartistic License	46.0	56	0.821	5	Jefferys, Lee	G6/ Bull Hunters	31.0	40	0.775
6	Michaud, Jason	C3/ Dartistic License	28.5	45	0.633	6	Bumpass, Mike	G6/ Bull Hunters	21.5	39	0.551
<u>"D" Division</u>						<u>"H" Division</u>					
		ASP	TGP	Ave.			ASP	TGP	Ave.		
1	Winters, Tom	D5/ Dynamic Darts	43.5	42	1.036	1	Butterworth, Jim	H8/ Bulls Up!	39.0	55	0.709
2	Bither, Dana	D7/ We've Got Big Bulls	33.0	33	1.000	2	Cominole, Jeremy	H2/ Irish Ton	32.0	56	0.571
3	Trefzger, Ken	D2/ One Armed Bandits	43.0	48	0.896	3	Frederick, Karl	H8/ Bulls Up!	22.5	41	0.549
4	Simpson, Aden	D1/ Armed and Hammered	40.5	49	0.827	4	Lawrence, Jonathan	H4/ Chalk it Up	24.0	46	0.522
5	Snyder, Mike	D6/ Bullseye Brewers	33.0	46	0.717	5	Brownd, Anthony	H1/ Chalker's Nightmare	28.5	56	0.509
6	Merkle, Patrick	D7/ We've Got Big Bulls	31.0	48	0.646	6	Shirey, Anthony	H3/ Ballistic Behavior	23.0	49	0.469
<u>Women's Records</u>						<u>(# of women by division: A-0, B-7, C-5, D-5, E-4, F-6, G-5, H-17)</u>					
		ASP	TGP	Ave.			ASP	TGP	Ave.		
A	[There are no women in A division.]				E	Mitchell, Liz	E1/ Shark Shooters	9.0	34	0.265	
B	Scheppele, Julie	B7/ Kiss My WHAT?!	28.5	45	0.633	F	Massengill, Devin	F5/ Dart Buddies	9.0	39	0.231
C	Hartmann, Erin	C4/ The Bunkers	23.5	48	0.490	G	Voorhees, Cindy	G2/ All About That Bull	13.5	37	0.365
D	Jackson, Kelly	D5/ Dynamic Darts	7.5	34	0.221	H	Kincaid, Lisa	H1/ Chalker's Nightmare	14.0	45	0.311

	Singles 301		Singles Cricket		Singles Record		Singles Win %-age		Doubles Cricket		Doubles 501		Doubles Record		Doubles Win %-age		Sngls + Dbls Record		Sngls + Dbls Win %-age		Tiebreaker Ws		Tiebreaker Ls		All-Star Points		Games Played		All-Star Point Average		Matches Played	
A1/ This Is Element	61	23	69	15	130	38	0.774	36	6	29	13	65	19	0.774	260	76	0.774	0	0	468.0	336	1.393										
A 10 Kilts, Jason	5	2	3	4	8	6	0.571	7	1	4	2	11	3	0.786	19	9	0.679	0	0	24.0	28	0.857	10									
A 11 Brown, Tom	10	3	11	2	21	5	0.808	12	1	8	3	20	4	0.833	41	9	0.820	0	0	51.0	50	1.020	13									
A 12 Jacobi, Paul	2	5	6	1	8	6	0.571	6	2	6	5	12	7	0.632	20	13	0.606	0	0	21.0	33	0.636	11									
A 13 Knight, Mark	0	0	0	0	0	0	---	0	0	1	0	1	0	1.000	1	0	1.000	0	0	0.0	1	0.000	1									
A 14 Kramer, John	10	3	12	1	22	4	0.846	9	2	7	4	16	6	0.727	38	10	0.792	0	0	67.0	48	1.396	13									
A 15 Massengill, Chad	13	1	13	1	26	2	0.929	11	3	8	6	19	9	0.679	45	11	0.804	0	0	93.0	56	1.661	14									
A 16 Phillips, Robbie	10	4	13	1	23	5	0.821	12	2	13	1	25	3	0.893	48	8	0.857	0	0	128.0	56	2.286	14									
A 17 Smith, Allen	3	1	2	2	5	3	0.625	4	0	3	1	7	1	0.875	12	4	0.750	0	0	20.0	16	1.250	4									
A 18 Tan, Wil	8	4	9	3	17	7	0.708	11	1	8	4	19	5	0.792	36	12	0.750	0	0	64.0	48	1.333	12									
A2/ Appetite for Destruction	61	23	54	30	115	53	0.685	28	14	33	9	61	23	0.726	237	99	0.705	0	0	361.5	336	1.076										
A 20 Mitchell, Sid	10	4	10	4	20	8	0.714	10	4	10	1	20	5	0.800	40	13	0.755	0	0	64.0	53	1.208	14									
A 21 Mozzetti, Tim "Tex"	5	3	8	2	13	5	0.722	8	2	8	1	16	3	0.842	29	8	0.784	0	0	44.5	37	1.203	12									
A 22 Johnson, Michael	9	3	9	3	18	6	0.750	6	3	7	5	13	8	0.619	31	14	0.689	0	0	60.0	45	1.333	12									
A 23 Andersen, Dylan	0	2	3	3	3	5	0.375	2	1	5	0	7	1	0.875	10	6	0.625	0	0	17.5	16	1.094	6									
A 24 Gaglione, Joey	9	4	3	2	12	6	0.667	7	4	11	2	18	6	0.750	30	12	0.714	0	0	25.0	42	0.595	14									
A 25 Cusher, Dean	8	1	4	3	12	4	0.750	5	4	7	3	12	7	0.632	24	11	0.686	0	0	33.0	35	0.943	12									
A 26 Stankevich, Scott	10	1	10	3	20	4	0.833	10	3	9	2	19	5	0.792	39	9	0.813	0	0	55.0	48	1.146	14									
A 27 Thompson, Victor	4	3	2	3	6	6	0.500	3	3	5	0	8	3	0.727	14	9	0.609	0	0	17.5	23	0.761	8									
A 28 Persson, Kenny	1	0	2	2	3	2	0.600	2	1	1	1	3	2	0.600	6	4	0.600	0	0	16.0	10	1.600	4									
A 29 Seward, Mike	5	2	3	5	8	7	0.533	3	3	3	3	6	6	0.500	14	13	0.519	0	0	29.0	27	1.074	8									
A3/ Lunatic Fringe	37	41	36	42	73	83	0.468	20	19	17	22	37	41	0.474	147	165	0.471	6	0	263.0	312	0.843										
A 30 Eason, Joel	3	7	5	7	8	14	0.364	5	8	7	5	12	13	0.480	20	27	0.426	1	0	63.0	47	1.340	13									
A 31 Terry, Bob	5	6	6	5	11	11	0.500	7	4	5	5	12	9	0.571	23	20	0.535	0	0	48.5	43	1.128	11									
A 32 Hamilton, Billy	5	5	4	5	9	10	0.474	4	6	5	4	9	10	0.474	18	20	0.474	1	0	24.5	38	0.645	12									
A 33 Bakowski, Adam	4	2	5	6	9	8	0.529	7	3	4	7	11	10	0.524	20	18	0.526	1	0	31.0	38	0.816	11									
A 34 Lane, Tim	5	4	5	5	10	9	0.526	4	8	5	4	9	12	0.429	19	21	0.475	1	0	15.5	40	0.388	11									
A 35 Gelberg, Dave	7	4	7	4	14	8	0.636	7	4	4	7	11	11	0.500	25	19	0.568	1	0	52.0	44	1.182	11									
A 36 Hall, Mike	4	7	4	7	8	14	0.364	4	4	2	8	6	12	0.333	14	26	0.350	1	0	25.4	40	0.638	11									
A 37 Jeffcoat, Doug	4	6	0	3	4	9	0.308	2	1	2	4	4	5	0.444	8	14	0.364	0	0	3.0	22	0.136	11									
A4/ North Raleigh Alliance	40	44	38	46	78	90	0.464	17	25	16	26	33	51	0.393	144	192	0.429	0	0	272.5	336	0.811										
A 40 Zelinack, Jason	1	2	0	2	1	4	0.200	1	2	1	2	2	4	0.333	3	8	0.273	0	0	8.0	11	0.727	3									
A 41 Work, Joe	12	2	11	3	23	5	0.821	9	5	10	4	19	9	0.679	42	14	0.750	0	0	74.5	56	1.330	14									
A 42 Tanner, Dave	7	6	8	6	15	12	0.556	7	5	2	9	9	14	0.391	24	26	0.480	0	0	44.0	50	0.880	13									
A 43 Huffman, David	6	7	5	8	11	15	0.423	5	9	7	8	12	17	0.414	23	32	0.418	0	0	46.5	55	0.845	13									
A 44 Spaulding, Paul	1	11	4	8	5	19	0.208	3	9	5	8	8	17	0.320	13	36	0.265	0	0	29.0	49	0.592	12									
A 45 Kerr, Jim	7	6	4	9	11	15	0.423	6	8	3	9	9	17	0.346	20	32	0.385	0	0	27.0	52	0.519	13									
A 46 Bir, Tom	0	5	1	4	1	9	0.100	1	3	1	5	2	8	0.200	3	17	0.150	0	0	7.0	20	0.350	7									
A 47 Peele, Jim	6	5	5	6	11	11	0.500	2	9	3	7	5	16	0.238	16	27	0.372	0	0	36.5	43	0.849	11									
A5/ Beer View Mirrors	29	49	27	51	56	100	0.359	13	26	17	22	30	48	0.385	116	196	0.372	0	7	171.0	312	0.548										
A 50 Fournier, Jeff	3	6	4	5	7	11	0.389	3	3	3	4	6	7	0.462	13	18	0.419	0	1	12.5	31	0.403	10									
A 51 Holland, Steve	5	3	2	7	7	10	0.412	4	5	3	5	7	10	0.412	14	20	0.412	0	1	21.5	34	0.632	9									
A 52 Rodgers, Trey	5	4	5	5	10	9	0.526	2	9	5	6	7	15	0.318	17	24	0.415	0	1	28.5	41	0.695	11									
A 53 Murdaugh, John	4	9	10	4	14	13	0.519	5	8	7	5	12	13	0.480	26	26	0.500	0	1	32.0	52	0.615	13									
A 54 Wells, John "Boy"	5	7	2	8	7	15	0.318	2	9	6	7	8	16	0.333	15	31	0.326	0	1	20.0	46	0.435	12									
A 55 Beaudoin, Paul	3	5	3	8	6	13	0.316	5	6	7	4	12	10	0.545	18	23	0.439	0	1	31.0	41	0.756	11									
A 56 Jones, Jeff	1	7	0	5	1	12	0.077	1	5	1	5	2	10	0.167	3	22	0.120	0	1	6.0	25	0.240	8									
A 57 Sellers, Mark	3	8	1	9	4	17	0.190	4	7	2	8	6	15	0.286	10	32	0.238	0	0	19.5	42	0.464	11									
A6/ Nine Lives	19	53	17	55	36	108	0.250	7	29	8	28	15	57	0.208	66	222	0.229	0	0	142.0	288	0.493										
A 60 Romanchek, David	3	10	2	11	5	21	0.192	3	10	3	9	6	19	0.240	11	40	0.216	0	0	28.5	51	0.559	12									
A 61 Smith, Butch	4	7	2	9	6	16	0.273	1	10	1	9	2	19	0.095	8	35	0.186	0	0	22.0	43	0.512	10									
A 62 Copple, Matthew	4	9	5	7	9	16	0.360	3	10	3	11	6	21	0.222	15	37	0.288	0	0	31.0	52	0.596	12									
A 63 Mays, John	1	8	1	4	2	12	0.143	1	8	2	7	3	15	0.167	5	27	0.156	0	0	18.0	32	0.563	9									
A 64 Marsden, James	0	0	0	2	0	2	0.000	0	2	0	2	0	4	0.000	0	6	0.000	0	0	0.0	6	0.000	2									
A 65 Gibson, Jack	5	4	2	6	7	10	0.412	2	5	4	4	6	9	0.400	13	19	0.406	0	0	15.5	32	0.484	8									
A 66 Keever, David	0	6	1	8	1	14	0.067	0	6	1	6	1	12	0.077	2	26	0.071	0	0	4.5	28	0.161	8									
A 67 Porcelli, Robb	2	9	4	8	6	17	0.261	4	7	2	8	6	15	0.28																		

	Singles 301		Singles Cricke		Singles Record		Singles Win %-age		Doubles Cricke		Doubles 501		Doubles Record		Doubles Win %-age		Sngls + Dbls Record		Sngls + Dbls Win %-age		Tiebreaker Ws		Tiebreaker Ls		All-Star Points		Games Played		All-Star Point Average		Matches Played							
B1/ Shaunt Be Shutout	58	26	59	25	117	51	0.696	30	12	27	15	57	27	0.679	231	105	0.688	0	0	281.5	336	0.838																
B 10 Maccini, Billy	2	5	3	5	5	10	0.333	6	1	7	2	13	3	0.813	18	13	0.581	0	0	25.0	31	0.806	9															
B 11 Reitano, Sal	6	2	11	2	17	4	0.810	8	4	12	1	20	5	0.800	37	9	0.804	0	0	50.0	46	1.087	13															
B 12 Bradshaw, Rick	8	1	5	3	13	4	0.765	2	2	3	4	5	6	0.455	18	10	0.643	0	0	17.0	28	0.607	9															
B 13 Jobe, C.J.	8	4	6	1	14	5	0.737	6	5	4	5	10	10	0.500	24	15	0.615	0	0	20.5	39	0.526	12															
B 14 Wright, Tyler	6	4	11	2	17	6	0.739	8	3	5	6	13	9	0.591	30	15	0.667	0	0	26.0	45	0.578	13															
B 15 Foushee, Eugene	8	4	6	4	14	8	0.636	7	3	5	6	12	9	0.571	26	17	0.605	0	0	26.5	43	0.616	13															
B 16 Foushee, Kevin	10	2	6	5	16	7	0.696	11	4	11	2	22	6	0.786	38	13	0.745	0	0	46.0	51	0.902	14															
B 17 Carroll, John "JC"	10	4	11	3	21	7	0.750	12	2	7	4	19	6	0.760	40	13	0.755	0	0	70.5	53	1.330	14															
B2/ Rif Raf	46	38	44	40	90	78	0.536	26	16	23	19	49	35	0.583	188	148	0.560	0	0	192.5	336	0.573																
B 20 Gaertner, Brian	4	10	1	7	5	17	0.227	3	4	7	4	10	8	0.556	15	25	0.375	0	0	6.5	40	0.163	12															
B 21 St. Clair, Matt	5	6	1	7	6	13	0.316	10	2	6	5	16	7	0.696	22	20	0.524	0	0	13.5	42	0.321	12															
B 22 Jur, Jess	6	0	7	1	13	1	0.929	5	3	7	1	12	4	0.750	25	5	0.833	0	0	28.0	30	0.933	8															
B 23 Horger, Dennis	0	4	4	3	4	7	0.364	5	2	4	4	9	6	0.600	13	13	0.500	0	0	11.0	26	0.423	8															
B 24 Martin, David	10	2	10	4	20	6	0.769	9	4	7	7	16	11	0.593	36	17	0.679	0	0	35.5	53	0.670	14															
B 25 Zawrotniak, Joe	10	4	11	3	21	7	0.750	11	3	6	7	17	10	0.630	38	17	0.691	0	0	54.5	55	0.991	14															
B 26 O'Bryan, Peter	8	4	6	4	14	8	0.636	4	7	5	5	9	12	0.429	23	20	0.535	0	0	27.5	43	0.640	12															
B 27 Vincent, Daniel	2	2	0	3	2	5	0.286	0	2	1	1	1	3	0.250	3	8	0.273	0	0	0.0	11	0.000	4															
B 28 Crowe, Jason	1	6	4	8	5	14	0.263	5	5	3	4	8	9	0.471	13	23	0.361	0	0	16.0	36	0.444	11															
B3/ Menace 2 Sobriety	37	47	38	46	75	93	0.446	20	22	21	21	41	43	0.488	157	179	0.467	0	0	136.5	336	0.406																
B 30 Johnson, Dave	5	7	10	4	15	11	0.577	7	7	9	5	16	12	0.571	31	23	0.574	0	0	35.5	54	0.657	14															
B 31 Bouchard, Keith	2	6	4	6	6	12	0.333	6	4	7	3	13	7	0.650	19	19	0.500	0	0	17.5	38	0.461	11															
B 32 White, J.J.	5	8	9	5	14	13	0.519	8	6	9	4	17	10	0.630	31	23	0.574	0	0	34.0	54	0.630	14															
B 33 Staley, Shawn	6	6	0	2	6	8	0.429	1	4	4	9	5	13	0.278	11	21	0.344	0	0	4.5	32	0.141	13															
B 34 Polenz, Steve	6	4	6	6	12	10	0.545	4	6	3	6	7	12	0.368	19	22	0.463	0	0	17.0	41	0.415	12															
B 35 Price, Brady	5	4	5	6	10	10	0.500	6	4	6	4	12	8	0.600	22	18	0.550	0	0	10.0	40	0.250	11															
B 36 McCartney, Eric	3	3	1	7	4	10	0.286	5	7	1	5	6	12	0.333	10	22	0.313	0	0	9.5	32	0.297	12															
B 37 Patel, Sam	2	6	0	9	2	15	0.118	0	3	1	4	1	7	0.125	3	22	0.120	0	0	2.0	25	0.080	13															
B 38 Kareiva, Keith	0	0	0	0	0	0	---	0	0	0	0	0	0	---	0	0	---	0	0	0.0	0	---	0															
B 39 Neiswonger, Mark	3	3	3	1	6	4	0.600	3	3	2	2	5	5	0.500	11	9	0.550	0	0	6.5	20	0.325	6															
B4/ Methodical Madness	38	46	43	41	81	87	0.482	19	23	19	23	38	46	0.452	157	179	0.467	0	0	173.0	336	0.515																
B 40 Venable, Mike	3	11	2	7	5	18	0.217	6	5	6	8	12	13	0.480	17	31	0.354	0	0	20.5	48	0.427	14															
B 41 Neill, Greg	5	7	4	5	9	12	0.429	5	4	6	6	11	10	0.524	20	22	0.476	0	0	21.0	42	0.500	12															
B 42 Stephenson, Scott	2	3	3	5	5	8	0.385	1	5	3	4	4	9	0.308	9	17	0.346	0	0	13.5	26	0.519	8															
B 43 Wilson, John	4	3	7	1	11	4	0.733	4	4	5	2	9	6	0.600	20	10	0.667	0	0	24.5	30	0.817	8															
B 44 Collins, Craig	4	6	7	5	11	11	0.500	2	8	6	4	8	12	0.400	19	23	0.452	0	0	12.0	42	0.286	12															
B 45 O'Neal, Chris	5	7	3	7	8	14	0.364	5	8	3	7	8	15	0.348	16	29	0.356	0	0	15.5	45	0.344	13															
B 46 Stewart, Pete	7	2	7	5	14	7	0.667	6	5	4	6	10	11	0.476	24	18	0.571	0	0	24.0	42	0.571	12															
B 47 Citrak, Sheldon	1	1	1	1	2	2	0.500	3	0	1	1	4	1	0.800	6	3	0.667	0	0	5.0	9	0.556	3															
B 48 Wilson, Chris	7	6	9	5	16	11	0.593	6	7	4	8	10	15	0.400	26	26	0.500	0	0	37.0	52	0.712	13															
B5/ Shooter McGavin	32	51	34	49	66	100	0.398	14	28	25	17	39	45	0.464	144	190	0.431	0	0	147.0	334	0.440																
B 50 Sautter, Don	7	5	6	6	13	11	0.542	4	8	6	6	10	14	0.417	23	25	0.479	0	0	23.0	48	0.479	12															
B 51 Knott, Ronnie	8	6	10	4	18	10	0.643	8	6	12	2	20	8	0.714	38	18	0.679	0	0	30.0	56	0.536	14															
B 52 Knott, Ryan	4	10	5	9	9	19	0.321	3	13	7	7	10	20	0.333	19	39	0.328	0	0	21.5	58	0.371	14															
B 53 Schon, Chris	4	11	3	12	7	23	0.233	1	13	6	10	7	23	0.233	14	46	0.233	0	0	25.0	60	0.417	14															
B 54 Howard, Brian	9	5	8	6	17	11	0.607	10	5	11	3	21	8	0.724	38	19	0.667	0	0	36.0	57	0.632	14															
B 55 Demler, John	0	14	2	12	2	26	0.071	2	11	8	6	10	17	0.370	12	43	0.218	0	0	11.5	55	0.209	13															
B6/ Who Gives A Cork?	35	49	31	53	66	102	0.393	19	23	9	33	28	56	0.333	122	214	0.363	0	6	139.5	336	0.415																
B 60 Knight, Maridy	0	0	0	0	0	0	---	0	0	0	0	0	0	---	0	0	---	0	0	0.0	0	---	0															
B 61 Ackerman, Travis	0	1	0	1	0	2	0.000	1	0	1	0	2	0	1.000	2	2	0.500	0	0	1.0	4	0.250	1															
B 62 Cotton, Barbara	2	10	0	9	2	19	0.095	5	6	1	10	6	16	0.273	8	35	0.186	0	1	8.5	43	0.198	12															
B 63 Grubb, Ed	4	3	3	4	7	7	0.500	2	5	0	7	2	12	0.143	9	19	0.321	0	0	11.5	28	0.411	7															
B 64 Hamilton, Dawn	5	8	3	11	8	19	0.296	7	6	2	9	9	15	0.375																								

	Singles		Singles		Singles		Singles Win		Doubles		Doubles		Doubles Win		Sngls + Dbls		Sngls + Dbls		Tiebreaker Ws		Tiebreaker Ls		All-Star		Games Played		All-Star Point		Matches	
	301	301	Cricke	Cricke	Record	Record	%-age	%-age	Cricke	Cricke	501	501	Record	Record	Record	Record	Win	Win	W	W	Points	Points	Average	Average	Played	Played	Played	Played		
C1/ Cheap Shots	42	42	42	42	84	84	0.500	0.500	19	23	28	14	47	37	0.560	0.560	178	158	0.530	0.530	5	11	137.0	137.0	336	336	0.408	0.408		
C 10 Buckman, Dave	5	5	7	6	12	11	0.522	0.522	5	8	12	2	17	10	0.630	0.630	29	21	0.580	0.580	1	2	7.5	7.5	50	50	0.150	0.150	13	13
C 11 Burney, Gary	7	6	2	10	9	16	0.360	0.360	3	10	4	4	7	14	0.333	0.333	16	30	0.348	0.348	1	2	11.5	11.5	46	46	0.250	0.250	12	12
C 12 Hindle, Mikey	10	5	9	7	19	12	0.613	0.613	7	7	6	8	13	15	0.464	0.464	32	27	0.542	0.542	1	2	25.5	25.5	59	59	0.432	0.432	14	14
C 13 Hall, Josh	9	4	10	3	19	7	0.731	0.731	9	4	10	5	19	9	0.679	0.679	38	16	0.704	0.704	1	1	24.5	24.5	54	54	0.454	0.454	13	13
C 14 James, Bob	5	6	8	2	13	8	0.619	0.619	4	6	8	2	12	8	0.600	0.600	25	16	0.610	0.610	0	2	14.5	14.5	41	41	0.354	0.354	10	10
C 15 Witz, Steve	0	3	1	3	1	6	0.143	0.143	3	2	3	2	6	4	0.600	0.600	7	10	0.412	0.412	0	0	13.0	13.0	17	17	0.765	0.765	5	5
C 16 Hoyt, Chris	5	10	4	9	9	19	0.321	0.321	6	8	9	5	15	13	0.536	0.536	24	32	0.429	0.429	1	2	29.0	29.0	56	56	0.518	0.518	13	13
C 17 Bemis, Matt	1	3	1	2	2	5	0.286	0.286	1	1	4	0	5	1	0.833	0.833	7	6	0.538	0.538	0	0	11.5	11.5	13	13	0.885	0.885	4	4
C2/ Dysfunctional Outlaws	30	48	37	41	67	89	0.429	0.429	16	23	17	22	33	45	0.423	0.423	133	179	0.426	0.426	6	0	140.5	140.5	312	312	0.450	0.450		
C 20 Smith, Brian	7	5	3	9	10	14	0.417	0.417	5	7	4	6	9	13	0.409	0.409	19	27	0.413	0.413	1	0	17.5	17.5	46	46	0.380	0.380	12	12
C 21 Steppe, Mike	4	6	4	6	8	12	0.400	0.400	3	9	7	5	10	14	0.417	0.417	18	26	0.409	0.409	1	0	16.5	16.5	44	44	0.375	0.375	12	12
C 22 Tant, J.J.	3	9	7	5	10	14	0.417	0.417	8	4	8	4	16	8	0.667	0.667	26	22	0.542	0.542	1	0	40.5	40.5	48	48	0.844	0.844	12	12
C 23 Talley, Gray	1	7	0	4	1	11	0.083	0.083	0	3	2	5	2	8	0.200	0.200	3	19	0.136	0.136	0	0	2.0	2.0	22	22	0.091	0.091	9	9
C 24 Raymond, Ryan	4	7	4	6	8	13	0.381	0.381	3	6	3	6	6	12	0.333	0.333	14	25	0.359	0.359	1	0	13.5	13.5	39	39	0.346	0.346	11	11
C 25 Clark, Dan	6	5	8	4	14	9	0.609	0.609	9	4	4	7	13	11	0.542	0.542	27	20	0.574	0.574	1	0	28.5	28.5	47	47	0.606	0.606	13	13
C 26 Peterson, Chris	4	5	6	5	10	10	0.500	0.500	3	9	5	6	8	15	0.348	0.348	18	25	0.419	0.419	1	0	16.0	16.0	43	43	0.372	0.372	13	13
C 27 Fraleigh, Brent	1	4	5	2	6	6	0.500	0.500	1	4	1	5	2	9	0.182	0.182	8	15	0.348	0.348	0	0	6.0	6.0	23	23	0.261	0.261	8	8
C3/ Dartistic License	51	33	58	26	109	59	0.649	0.649	30	12	26	16	56	28	0.667	0.667	221	115	0.658	0.658	0	6	224.0	224.0	336	336	0.667	0.667		
C 30 Denton, Fon	9	5	6	8	15	13	0.536	0.536	12	2	11	3	23	5	0.821	0.821	38	18	0.679	0.679	0	1	24.5	24.5	56	56	0.438	0.438	14	14
C 31 Bennett, Will	12	2	12	2	24	4	0.857	0.857	12	2	11	3	23	5	0.821	0.821	47	9	0.839	0.839	0	1	46.0	46.0	56	56	0.821	0.821	14	14
C 32 Vance, Hugh	8	6	11	3	19	9	0.679	0.679	8	6	10	4	18	10	0.643	0.643	37	19	0.661	0.661	0	1	35.0	35.0	56	56	0.625	0.625	14	14
C 33 McCredie, Bob	1	1	0	1	1	2	0.333	0.333	0	1	0	1	0	2	0.000	0.000	1	4	0.200	0.200	0	0	0.0	0.0	5	5	0.000	0.000	3	3
C 34 Jimenez, Eduardo	4	6	4	5	8	11	0.421	0.421	3	4	6	6	9	10	0.474	0.474	17	21	0.447	0.447	0	1	13.5	13.5	38	38	0.355	0.355	13	13
C 35 Dean, Jay	1	2	9	2	10	4	0.714	0.714	7	4	2	3	9	7	0.563	0.563	19	11	0.633	0.633	0	1	19.0	19.0	30	30	0.633	0.633	11	11
C 36 Michaud, Jason	6	6	5	4	11	10	0.524	0.524	8	3	5	8	13	11	0.542	0.542	24	21	0.533	0.533	0	0	28.5	28.5	45	45	0.633	0.633	13	13
C 37 Greninger, Frank	0	4	0	1	0	5	0.000	0.000	1	0	0	1	1	1	0.500	0.500	1	6	0.143	0.143	0	0	0.0	0.0	7	7	0.000	0.000	4	4
C 38 Healy, Simon	10	1	11	0	21	1	0.955	0.955	9	2	7	3	16	5	0.762	0.762	37	6	0.860	0.860	0	1	57.5	57.5	43	43	1.337	1.337	11	11
C4/ The Bunkers	40	38	38	40	78	78	0.500	0.500	21	18	19	20	40	38	0.513	0.513	158	154	0.506	0.506	0	6	149.0	149.0	312	312	0.478	0.478		
C 40 Hartmann, Erin	8	4	4	8	12	12	0.500	0.500	6	6	6	6	12	12	0.500	0.500	24	24	0.500	0.500	0	1	23.5	23.5	48	48	0.490	0.490	12	12
C 41 Hartmann, Pete	4	8	5	7	9	15	0.375	0.375	6	6	5	7	11	13	0.458	0.458	20	28	0.417	0.417	0	1	15.5	15.5	48	48	0.323	0.323	12	12
C 42 Krestalude, Andy	9	3	7	5	16	8	0.667	0.667	7	5	8	4	15	9	0.625	0.625	31	17	0.646	0.646	0	1	39.5	39.5	48	48	0.823	0.823	12	12
C 43 Cuevas, Louie	6	7	4	9	10	16	0.385	0.385	7	7	9	5	16	12	0.571	0.571	26	28	0.481	0.481	0	1	18.0	18.0	54	54	0.333	0.333	13	13
C 44 Martinez, Vince	6	7	7	6	13	13	0.500	0.500	9	4	5	8	14	12	0.538	0.538	27	25	0.519	0.519	0	1	27.0	27.0	52	52	0.519	0.519	13	13
C 45 Holly, Mike	6	7	10	3	16	10	0.615	0.615	7	6	5	8	12	14	0.462	0.462	28	24	0.538	0.538	0	1	23.5	23.5	52	52	0.452	0.452	13	13
C 46 Merriam, Tim	0	0	0	0	0	0	---	---	0	0	0	0	0	0	---	---	0	0	---	---	0	0	0.0	0.0	0	0	---	---	0	0
C 47 Dudley, Robert	1	2	1	2	2	4	0.333	0.333	0	2	0	2	0	4	0.000	0.000	2	8	0.200	0.200	0	0	2.0	2.0	10	10	0.200	0.200	2	2
C5/ Fire For Effect	40	44	37	47	77	91	0.458	0.458	24	18	19	23	43	41	0.512	0.512	163	173	0.485	0.485	13	5	161.0	161.0	336	336	0.479	0.479		
C 50 Guenther, George	9	3	4	6	13	9	0.591	0.591	5	4	4	7	9	11	0.450	0.450	22	20	0.524	0.524	2	0	17.0	17.0	42	42	0.405	0.405	12	12
C 51 Gabry, Greg	3	4	3	5	6	9	0.400	0.400	5	3	2	6	7	9	0.438	0.438	13	18	0.419	0.419	0	1	9.0	9.0	31	31	0.290	0.290	10	10
C 52 Kilsdonk, Kris	8	4	5	7	13	11	0.542	0.542	5	5	5	6	10	11	0.476	0.476	23	22	0.511	0.511	2	1	17.5	17.5	45	45	0.389	0.389	12	12
C 53 Brody, Kevin	3	4	3	3	6	7	0.462	0.462	7	3	4	4	11	7	0.611	0.611	17	14	0.548	0.548	2	1	17.5	17.5	31	31	0.565	0.565	8	8
C 54 Blackwelder, Deborah	4	8	5	4	9	12	0.429	0.429	6	5	4	6	10	11	0.476	0.476	19	23	0.452	0.452	2	1	17.5	17.5	42	42	0.417	0.417	12	12
C 55 Goss, Matt	5	4	7	4	12	8	0.600	0.600	7	3	6	4	13	7	0.650	0.650	25	15	0.625	0.625	1	0	45.5	45.5	40	40	1.138	1.138	11	11
C 56 Blackwelder, Allyson	0	3	0	8	0	11	0.000	0.000	3	6	2	3	5	9	0.357	0.357	5	20	0.200	0.200	1	0	5.5	5.5	25	25	0.220	0.220	9	9
C 57 Hunsberger, Jim	3	4	2	5	5	9	0.357	0.357	2	3	2	4	4	7	0.364	0.364	9	16	0.360	0.360	1	0	13.0	13.0	25	25	0.520	0.520	8	8
C 58 Preciado, Amanda	5	10	8	5	13	15	0.464	0.464	8	4	9	6	17	10	0.630	0.630	30	25	0.545	0.545	2	1	18.5	18.5	55	55	0.336	0.336	14	14
C6/ Big Bulls	41	37	41	37	82	74	0.526	0.526	21	18	19	20	40	38	0.513	0.513	162	150	0.519	0.519	0	7	129.0	129.0	312	312	0.413	0.413		
C 60 Toolan, Chris	6	6	7	4	13	10	0.565	0.565	9	6	6	8	15	14	0.517	0.517	28	24	0.538	0.538	0	1	29.0	29.0	52	52				

	Singles 301		Singles Cricket		Singles Record		Singles Win %-age		Doubles Cricket		Doubles 501		Doubles Record		Doubles Win %-age		Sngls + Dbls Record		Sngls + Dbls Win %-age		Tiebreaker Ws		Tiebreaker Ls		All-Star Points		Games Played		All-Star Point Average		Matches Played	
D1/ Armed and Hammered	39	33	41	31	80	64	0.556	20	16	21	15	41	31	0.569	162	126	0.563	0	0	144.0	288	0.500										
D 10 Simpson, David	8	4	6	5	14	9	0.609	3	8	5	5	8	13	0.381	22	22	0.500	0	0	23.0	44	0.523							12			
D 11 Simpson, Aden	11	3	9	3	20	6	0.769	7	5	9	2	16	7	0.696	36	13	0.735	0	0	40.5	49	0.827							12			
D 12 Simpson, Tyler	5	7	5	8	10	15	0.400	8	5	8	4	16	9	0.640	26	24	0.520	0	0	22.0	50	0.440							12			
D 13 Jenkins, John	4	4	8	1	12	5	0.706	6	3	4	1	10	4	0.714	22	9	0.710	0	0	17.5	31	0.565							8			
D 14 Hulse, Lura	3	6	2	5	5	11	0.313	3	0	7	3	10	3	0.769	15	14	0.517	0	0	7.0	29	0.241							9			
D 15 diLorenzo, Ethan	3	3	3	2	6	5	0.545	6	3	1	8	7	11	0.389	13	16	0.448	0	0	8.5	29	0.293							9			
D 16 Thompson, Barry	1	6	6	5	7	11	0.389	4	7	7	4	11	11	0.500	18	22	0.450	0	0	15.5	40	0.388							11			
D 17 Macias, Anthony	4	0	2	2	6	2	0.750	3	1	1	3	4	4	0.500	10	6	0.625	0	0	10.0	16	0.625							4			
D2/ One Armed Bandits	35	37	36	36	71	73	0.493	20	16	19	17	39	33	0.542	149	139	0.517	6	7	132.0	288	0.458										
D 20 Kiser, Lyman	2	6	1	3	3	9	0.250	3	2	5	6	8	8	0.500	11	17	0.393	1	1	3.5	28	0.125							11			
D 21 Richardson, Shane	4	5	5	5	9	10	0.474	6	4	5	5	11	9	0.550	20	19	0.513	1	1	24.5	39	0.628							10			
D 22 White, Jim	2	7	7	4	9	11	0.450	3	7	4	7	7	14	0.333	16	25	0.390	1	1	15.0	41	0.366							11			
D 23 Caldwell, Greg	4	5	3	6	7	11	0.389	7	2	7	2	14	4	0.778	21	15	0.583	1	1	13.0	36	0.361							9			
D 24 Moore, Chris	1	2	0	8	1	10	0.091	2	2	2	2	4	4	0.500	5	14	0.263	0	0	5.0	19	0.263							8			
D 25 Lewis, Dave	4	6	2	4	6	10	0.375	4	6	1	2	5	8	0.385	11	18	0.379	0	1	6.0	29	0.207							10			
D 26 Murphy, Phil	8	4	9	3	17	7	0.708	6	6	5	7	11	13	0.458	28	20	0.583	1	1	22.0	48	0.458							12			
D 27 Trefzger, Ken	10	2	9	3	19	5	0.792	9	3	9	3	18	6	0.750	37	11	0.771	1	1	43.0	48	0.896							12			
D3/ Ted's DeploraBull Emporium	31	41	29	43	60	84	0.417	12	24	18	18	30	42	0.417	120	168	0.417	0	7	105.5	288	0.366										
D 30 Thomas, Jason	3	1	5	0	8	1	0.889	4	2	5	2	9	4	0.692	17	5	0.773	0	1	19.5	22	0.886							6			
D 31 Thomas, Joe "Antique"	7	5	3	9	10	14	0.417	5	7	5	7	10	14	0.417	20	28	0.417	0	1	17.0	48	0.354							12			
D 32 Long, Steve	5	3	5	3	10	6	0.625	3	5	3	4	6	9	0.400	16	15	0.516	0	1	17.0	31	0.548							9			
D 33 Stanley, Raymond	2	7	2	6	4	13	0.235	1	8	5	3	6	11	0.353	10	24	0.294	0	1	5.0	34	0.147							9			
D 34 Fisher, Nate	5	8	5	8	10	16	0.385	3	9	3	7	6	16	0.273	16	32	0.333	0	1	18.0	48	0.375							12			
D 35 Howley, John	2	3	3	5	5	8	0.385	4	4	3	4	7	8	0.467	12	16	0.429	0	0	7.5	28	0.268							8			
D 36 Nivers, Jim	1	8	0	5	1	13	0.071	0	4	5	4	5	8	0.385	6	21	0.222	0	1	3.0	27	0.111							9			
D 37 McEwen, William	6	6	6	7	12	13	0.480	4	9	7	5	11	14	0.440	23	27	0.460	0	1	18.5	50	0.370							12			
D 38 Side, Eric	0	0	0	0	0	0	---	0	0	0	0	0	0	---	0	0	---	0	0	0.0	0	---							0			
D4/ Sharky's Machine	32	40	34	38	66	78	0.458	15	21	21	15	36	36	0.500	138	150	0.479	13	7	110.0	288	0.382										
D 40 Allison, Frank	3	9	10	2	13	11	0.542	7	5	4	8	11	13	0.458	24	24	0.500	2	1	24.0	48	0.500							12			
D 41 Fink, Scott	4	6	4	6	8	12	0.400	3	8	8	3	11	11	0.500	19	23	0.452	2	1	8.5	42	0.202							11			
D 42 Bateman, Jimmy	8	4	6	5	14	9	0.609	6	5	7	4	13	9	0.591	27	18	0.600	2	1	18.5	45	0.411							11			
D 43 Schaefer, Dan	2	5	2	4	4	9	0.308	2	5	2	3	4	8	0.333	8	17	0.320	1	1	9.5	25	0.380							7			
D 44 Borgia, Pete	7	4	5	7	12	11	0.522	3	7	6	7	9	14	0.391	21	25	0.457	2	1	15.5	46	0.337							11			
D 45 Kruger, Lonny	5	4	3	8	8	12	0.400	6	6	8	4	14	10	0.583	22	22	0.500	2	1	15.0	44	0.341							12			
D 46 Barrett, Darren	3	8	4	6	7	14	0.333	3	6	7	1	10	7	0.588	17	21	0.447	2	1	19.0	38	0.500							11			
D5/ Dynamic Darts	32	40	27	45	59	85	0.410	10	26	11	25	21	51	0.292	101	187	0.351	0	7	115.5	288	0.401										
D 50 Jackson, Kelly	4	6	2	5	6	11	0.353	1	8	2	6	3	14	0.176	9	25	0.265	0	1	7.5	34	0.221							10			
D 51 Jackson, Barry	1	1	1	1	2	2	0.500	0	2	1	1	1	3	0.250	3	5	0.375	0	0	5.0	8	0.625							2			
D 52 Dzengeleski, Jimmy	4	7	6	6	10	13	0.435	3	9	3	9	6	18	0.250	16	31	0.340	0	1	20.0	47	0.426							12			
D 53 Dzengeleski, Julie	2	3	0	5	2	8	0.200	0	4	1	4	1	8	0.111	3	16	0.158	0	0	5.0	19	0.263							6			
D 54 Murdock, Jim "Doc"	6	4	2	8	8	12	0.400	2	7	1	7	3	14	0.176	11	26	0.297	0	1	12.5	37	0.338							11			
D 55 Winters, Tom "Tiny"	10	1	8	2	18	3	0.857	6	5	6	4	12	9	0.571	30	12	0.714	0	1	43.5	42	1.036							11			
D 56 Welborn, Tim	4	5	4	5	8	10	0.444	3	6	2	7	5	13	0.278	13	23	0.361	0	1	9.0	36	0.250							10			
D 57 McFadden, Kevin	0	5	4	4	4	9	0.308	5	3	3	5	8	8	0.500	12	17	0.414	0	1	9.5	29	0.328							8			
D 58 Martin, George	1	5	0	6	1	11	0.083	0	5	2	4	2	9	0.182	3	20	0.130	0	1	3.5	23	0.152							9			
D 59 Smith, Eric	0	3	0	3	0	6	0.000	0	3	1	3	1	6	0.143	1	12	0.077	0	0	0.0	13	0.000							4			
D6/ Bullseye Brewers	38	34	40	32	78	66	0.542	24	12	15	21	39	33	0.542	156	132	0.542	17	7	136.5	288	0.474										
D 60 McCartney, Joe	6	5	7	3	13	8	0.619	7	5	5	5	12	10	0.545	25	18	0.581	2	1	18.5	43	0.430							11			
D 61 Litzsinger, Mike	9	2	6	6	15	8	0.652	9	2	3	8	12	10	0.545	27	18	0.600	2	1	25.0	45	0.556							12			
D 62 Kemp, Louis	2	5	1	4	3	9	0.250	0	2	4	6	4	8	0.333	7	17	0.292	2	1	3.5	24	0.146							10			
D 63 Veith, Matt	3	3	2	3	5	6	0.455	4	2	4	3	8	5	0.615	13	11	0.542	2	0	6.5	24	0.271							7			
D 64 Iager, John	3	6	7	4	10																											

	Singles 301	Singles Cricket	Singles Record	Singles Win %-age	Doubles Cricket	Doubles 501	Doubles Record	Doubles Win %-age	Sngls + Dbls Record	Sngls + Dbls Win %-age	Tiebreaker Ws	Tiebreaker Ls	All-Star Points	Games Played	All-Star Point Average	Matches Played
E1/ Shark Shooters	31 41	33 39	64 80	0.444	14 22	16 20	30 42	0.417	124 164	0.431	0 8	85.5	288	0.297		
E 10 Stacy, Michelle	2 2	2 4	4 6	0.400	2 4	4 3	6 7	0.462	10 13	0.435	0 1	7.0	23	0.304	10	
E 11 Stacy, Rod	5 5	5 5	10 10	0.500	6 5	2 5	8 10	0.444	18 20	0.474	0 1	22.0	38	0.579	11	
E 12 Mitchell, Liz	4 6	4 4	8 10	0.444	2 7	2 5	4 12	0.250	12 22	0.353	0 1	9.0	34	0.265	10	
E 13 Munroe, Joe	10 1	9 2	19 3	0.864	5 6	3 7	8 13	0.381	27 16	0.628	0 1	19.5	43	0.453	11	
E 14 Mercer, Dave	6 4	3 6	9 10	0.474	1 5	2 5	3 10	0.231	12 20	0.375	0 1	4.0	32	0.125	10	
E 15 Schmitt, Jacquie	0 10	0 4	0 14	0.000	0 0	4 7	4 7	0.364	4 21	0.160	0 0	2.5	25	0.100	12	
E 16 Hunneyman, Gary	0 0	0 0	0 0	---	0 0	0 0	0 0	---	0 0	---	0 0	0.0	0	---	0	
E 17 Taylor, Eric	2 7	4 3	6 10	0.375	4 7	4 5	8 12	0.400	14 22	0.389	0 1	9.0	36	0.250	11	
E 18 Weimers, Drew	2 0	5 5	7 5	0.583	5 5	7 2	12 7	0.632	19 12	0.613	0 1	7.0	31	0.226	11	
E 19 Neff, Josh	0 6	1 6	1 12	0.077	3 5	4 1	7 6	0.538	8 18	0.308	0 1	5.5	26	0.212	10	
E2/ Coach's Last Stand	38 34	45 27	83 61	0.576	17 19	17 19	34 38	0.472	151 137	0.524	0 7	106.0	288	0.368		
E 20 Emerton, Eric	2 2	1 3	3 5	0.375	0 2	2 4	2 6	0.250	5 11	0.313	0 0	2.0	16	0.125	7	
E 21 Barletta, Phil	1 1	7 2	8 3	0.727	3 6	2 3	5 9	0.357	13 12	0.520	0 1	5.0	25	0.200	9	
E 22 Woodard, Dave	5 3	4 5	9 8	0.529	5 7	6 6	11 13	0.458	20 21	0.488	0 1	16.5	41	0.402	12	
E 23 Ejlali, Shervin	6 4	4 4	10 8	0.556	0 5	3 6	3 11	0.214	13 19	0.406	0 1	9.5	32	0.297	12	
E 24 Martin, Claude	1 2	0 4	1 6	0.143	0 1	1 3	1 4	0.200	2 10	0.167	0 0	1.0	12	0.083	4	
E 25 McMillan, Bill	3 8	8 3	11 11	0.500	5 4	1 2	6 6	0.500	17 17	0.500	0 0	8.5	34	0.250	11	
E 26 Hamer, Andrew	4 2	3 2	7 4	0.636	2 1	3 3	5 4	0.556	12 8	0.600	0 1	4.5	20	0.225	6	
E 27 Scott, Kevin	5 3	7 1	12 4	0.750	4 5	3 4	7 9	0.438	19 13	0.594	0 1	10.5	32	0.328	9	
E 28 Gallagher, Jim	7 4	10 2	17 6	0.739	8 4	7 3	15 7	0.682	32 13	0.711	0 1	44.5	45	0.989	12	
E 29 Turner, Kevin	4 5	1 1	5 6	0.455	7 3	6 4	13 7	0.650	18 13	0.581	0 1	4.0	31	0.129	10	
E3/ Sofa Kings	45 27	33 39	78 66	0.542	25 11	18 18	43 29	0.597	164 124	0.569	13 0	131.5	288	0.457		
E 30 Alcon, Tony	8 4	8 4	16 8	0.667	8 4	8 3	16 7	0.696	32 15	0.681	2 0	28.5	47	0.606	12	
E 31 Groves, Phil	0 1	3 6	3 7	0.300	5 4	3 6	8 10	0.444	11 17	0.393	2 0	5.0	28	0.179	9	
E 32 Bozza, Doug	8 3	5 6	13 9	0.591	8 2	6 4	14 6	0.700	27 15	0.643	2 0	19.5	42	0.464	11	
E 33 Moore, Ken	4 10	1 8	5 18	0.217	6 2	5 5	11 7	0.611	16 25	0.390	2 0	10.0	41	0.244	12	
E 34 Maley, Dave	9 3	7 5	16 8	0.667	9 3	5 7	14 10	0.583	30 18	0.625	2 0	32.5	48	0.677	12	
E 35 Keim, Roger	7 1	6 2	13 3	0.813	7 1	3 5	10 6	0.625	23 9	0.719	1 0	14.5	32	0.453	8	
E 36 Harrell, Walter	9 4	3 8	12 12	0.500	7 6	5 6	12 12	0.500	24 24	0.500	2 0	21.5	48	0.448	12	
E 37 Hudelson, Hans	0 1	0 0	0 1	0.000	0 0	1 0	1 0	1.000	1 1	0.500	0 0	0.0	2	0.000	1	
E4/ Game of Throws	34 38	29 43	63 81	0.438	16 20	13 23	29 43	0.403	121 167	0.420	6 5	98.0	288	0.340		
E 40 Bordeau, Eric	5 7	2 7	7 14	0.333	6 5	3 8	9 13	0.409	16 27	0.372	1 1	12.0	43	0.279	11	
E 41 Montesi, Chris	8 1	5 5	13 6	0.684	6 3	4 5	10 8	0.556	23 14	0.622	1 1	21.5	37	0.581	9	
E 42 Rudy, Jeff	9 3	10 2	19 5	0.792	7 5	4 9	11 14	0.440	30 19	0.612	1 0	21.5	49	0.439	12	
E 43 Smelik, Gene	4 8	3 7	7 15	0.318	2 8	4 7	6 15	0.286	13 30	0.302	1 1	6.5	43	0.151	11	
E 44 Smelik, Pat	3 8	6 5	9 13	0.409	6 5	6 5	12 10	0.545	21 23	0.477	1 1	25.0	44	0.568	11	
E 45 Jessup, Pete	0 4	0 4	0 8	0.000	3 3	0 4	3 7	0.300	3 15	0.167	0 0	2.0	18	0.111	6	
E 46 Reigher, Marty	4 3	2 6	6 9	0.400	1 5	1 6	2 11	0.154	8 20	0.286	1 1	4.5	28	0.161	9	
E 47 Crespo, Steve	1 4	1 7	2 11	0.154	1 6	4 2	5 8	0.385	7 19	0.269	0 0	5.0	26	0.192	8	
E5/ Hump Day!	34 38	42 30	76 68	0.528	19 17	25 11	44 28	0.611	164 124	0.569	6 0	127.0	288	0.441		
E 50 Ruten, Pete	6 7	4 5	10 12	0.455	5 5	7 4	12 9	0.571	22 21	0.512	1 0	18.5	43	0.430	12	
E 51 Deemer, Randy	10 2	9 3	19 5	0.792	6 6	9 2	15 8	0.652	34 13	0.723	1 0	36.5	47	0.777	12	
E 52 Baldwin, Randy	8 4	9 3	17 7	0.708	6 6	10 1	16 7	0.696	33 14	0.702	1 0	26.5	47	0.564	12	
E 53 Todd, Patrick	0 7	2 10	2 17	0.105	5 6	7 5	12 11	0.522	14 28	0.333	1 0	15.0	42	0.357	12	
E 54 Bush, Jim	2 2	0 1	2 3	0.400	1 0	2 0	3 0	1.000	5 3	0.625	0 0	1.0	8	0.125	4	
E 55 Warshawsky, Larry	5 8	7 5	12 13	0.480	6 6	8 4	14 10	0.583	26 23	0.531	1 0	15.0	49	0.306	12	
E 56 Garzon, Marc	0 0	0 0	0 0	---	0 0	0 0	0 0	---	0 0	---	0 0	0.0	0	---	0	
E 57 Ferguson, Travis	1 3	3 1	4 4	0.500	3 2	3 1	6 3	0.667	10 7	0.588	0 0	6.0	17	0.353	5	
E 58 Moore, Mark	2 5	8 2	10 7	0.588	6 3	4 5	10 8	0.556	20 15	0.571	1 0	8.5	35	0.243	10	
E6/ Red-eye Rangers	34 38	38 34	72 72	0.500	22 14	22 14	44 28	0.611	160 128	0.556	5 0	120.0	288	0.417		
E 60 Kunesh, Joe	3 5	4 6	7 11	0.389	8 3	2 4	10 7	0.588	17 18	0.486	1 0	17.0	35	0.486	12	
E 61 Rouse, Chuck	1 5	1 5	2 10	0.167	0 5	5 5	5 10	0.333	7 20	0.259	0 0	2.0	27	0.074	11	
E 62 Wilkinson, Charlie	3 9	0 2	3 11	0.214	0 1	7 3	7 4	0.636	10 15	0.400	0 0	2.5	25	0.100	12	
E 63 Mitchell, Bill	1 2	3 5	4 7	0.364	4 4	2 2	6 6	0.500	10 13	0.435	0 0	5.5	23	0.239	10	
E 64 Kirkpatrick, Scott	6 3	8 4	14 7	0.667	8 4	5 6	13 10	0.565	27 17	0.614	1 0	18.5	44	0.420	12	
E 65 Raper, Jeromie	6 5	7 4	13 9	0.591	8 3	6 3	14 6	0.700	27 15	0.643	1 0	12.5	42	0.298	11	
E 66 Hall, Steve	4 3	3 3	7 6	0.538	3 4	5 1	8 5	0.615	15 11	0.577	1 0	13.5	26	0.519	7	
E 67 Millican, Craig	3 2	2 4	5 6	0.455	4 2	4 2	8 4	0.667	13 10	0.565	0 0	12.0	23	0.522	6	
E 68 Jones, Grey	7 4	10 1	17 5	0.773	9 2	8 2	17 4	0.810	34 9	0.791	1 0	36.5	43	0.849	11	
E7/ Something Inappropriate	36 36	32 40	68 76	0.472	13 23	15 21	28 44	0.389	124 164	0.431	0 15	118.0	288	0.410		
E 70 Markham, Jared	4 7	2 4	6 11	0.353	3 4	2 11	5 15	0.250	11 26	0.297	0 2	9.0	37	0.243	12	
E 71 Haynes, Chris	6 3	5 2	11 5	0.688	2 7	3 4	5 11	0.313	16 16	0.500	0 1	17.0	32	0.531	9	
E 72 Oxendine, Brandon	1 0	1 2	2 2	0.500	2 0	2 2	4 2	0.667	6 4	0.600	0 0	3.0	10	0.300	4	
E 73 Chesson, Jessica	2 6	2 3	4 9	0.308	1 1	2 4	3 5	0.375	7 14	0.333	0 2	2.0	21	0.095	9	
E 74 Chesson, LeRoy	1 5	4 8	5 13	0.278	1 10	3 2	4 12	0.250	9 25	0.265	0 2	14.0	34	0.412	11	
E 75 Munsell, Jonathan	5 1	0 6	5 7	0.417	1 3	2 5	3 8	0.273	8 15	0.348	0 2	5.0	23	0.217	7	
E 76 Martin, Chris	4 5	3 7	7 12	0.368	3 5	3 4	6 9	0.400	13 21	0.382	0 1	16.5	34	0.485	11	
E 77 McNamara, Tim	4 4	9 1	13 5	0.722	6 4	6 3	12 7	0.632	25 12	0.676	0 2	38.0	37	1.027	10	
E 78 Caudill, Scott	2 2	1 2	3 4	0.429	0 6	3 1	3 7	0.300	6 11	0.353	0 1	4.5	17	0.265	7	
E 79 Ridgway, Matt	7 3	5 5	12 8	0.600	7 6	4 6	11 12	0.478	23 20	0.535	0 2	9.0	43	0.209	12	

	Singles 301	Singles Cricket	Singles Record	Singles Win %-age	Doubles Cricket	Doubles 501	Doubles Record	Doubles Win %-age	Sngls + Dbls Record	Sngls + Dbls Win %-age	Tiebreaker Ws	Tiebreaker Ls	All-Star Points	Games Played	All-Star Point Average	Matches Played							
F1/ Death Throw	35	37	43	29	78	66	0.542	18	18	24	12	42	30	0.583	162	126	0.563	0	6	88.0	288	0.306	
F 10 Willis, Tolson	6	5	5	6	11	11	0.500	5	6	7	4	12	10	0.545	23	21	0.523	0	1	15.5	44	0.352	11
F 11 Hogan, Neal	5	6	8	3	13	9	0.591	6	5	8	3	14	8	0.636	27	17	0.614	0	1	14.0	44	0.318	11
F 12 Zimmerman, Mike	3	6	0	0	3	6	0.333	0	0	5	3	5	3	0.625	8	9	0.471	0	1	1.0	17	0.059	9
F 13 Bosier, Sean	6	6	12	0	18	6	0.750	5	7	9	3	14	10	0.583	32	16	0.667	0	1	14.5	48	0.302	12
F 14 Thompson, Ben	2	0	5	3	7	3	0.700	4	4	1	1	5	5	0.500	12	8	0.600	0	0	5.5	20	0.275	8
F 15 Mathews, Alex	6	6	4	8	10	14	0.417	4	6	6	5	10	11	0.476	20	25	0.444	0	1	14.5	45	0.322	12
F 16 Mathews, Dave	1	4	1	6	2	10	0.167	4	4	2	4	6	8	0.429	8	18	0.308	0	0	7.0	26	0.269	10
F 17 Willis, Zack	6	4	8	3	14	7	0.667	8	4	10	1	18	5	0.783	32	12	0.727	0	1	16.0	44	0.364	12
F2/ Coral Reefers	40	32	34	38	74	70	0.514	19	17	20	16	39	33	0.542	152	136	0.528	0	0	121.5	288	0.422	
F 20 Jarvah, Sean	5	3	5	3	10	6	0.625	2	5	3	4	5	9	0.357	15	15	0.500	0	0	9.5	30	0.317	9
F 21 Roseman, Sean	7	3	5	4	12	7	0.632	3	7	5	4	8	11	0.421	20	18	0.526	0	0	30.0	38	0.789	10
F 22 Colton, Mitch	3	4	2	2	5	6	0.455	3	4	2	3	5	7	0.417	10	13	0.435	0	0	6.0	23	0.261	8
F 23 Patskoski, Jason	3	4	7	1	10	5	0.667	4	3	5	4	9	7	0.563	19	12	0.613	0	0	14.5	31	0.468	10
F 24 Gardner, Kyle	7	3	1	7	8	10	0.444	5	4	6	2	11	6	0.647	19	16	0.543	0	0	6.5	35	0.186	11
F 25 Smith, Van	7	3	6	5	13	8	0.619	7	1	7	3	14	4	0.778	27	12	0.692	0	0	21.5	39	0.551	11
F 26 Cullen, Pat	1	2	0	2	1	4	0.200	0	1	0	2	0	3	0.000	1	7	0.125	0	0	0.0	8	0.000	3
F 27 Britt, Jake	0	5	3	7	3	12	0.200	7	2	7	4	14	6	0.700	17	18	0.486	0	0	15.0	35	0.429	11
F 28 Sedgwick, Jim	0	1	0	1	0	2	0.000	0	3	1	2	1	5	0.167	1	7	0.125	0	0	1.0	8	0.125	4
F 29 Carroll, Josh	7	4	5	6	12	10	0.545	7	4	4	4	11	8	0.579	23	18	0.561	0	0	17.5	41	0.427	11
F3/ All Flights Matter	36	36	44	28	80	64	0.556	25	11	21	15	46	26	0.639	172	116	0.597	16	0	133.5	288	0.464	
F 30 Limerick, Jeremy	3	3	9	1	12	4	0.750	8	3	5	4	13	7	0.650	25	11	0.694	2	0	27.5	36	0.764	11
F 31 Wilkie, Felipe	3	4	5	7	8	11	0.421	7	3	3	4	10	7	0.588	18	18	0.500	2	0	14.5	36	0.403	12
F 32 Mullen, Jeff	2	7	0	3	2	10	0.167	1	0	1	1	2	1	0.667	4	11	0.267	1	0	0.0	15	0.000	10
F 33 Gardner, Kenn	5	1	5	6	10	7	0.588	8	2	8	4	16	6	0.727	26	13	0.667	2	0	20.5	39	0.526	11
F 34 Robertson, Chris	4	3	4	2	8	5	0.615	2	4	5	1	7	5	0.583	15	10	0.600	1	0	13.0	25	0.520	8
F 35 Surber, Dave	7	4	10	2	17	6	0.739	11	1	8	4	19	5	0.792	36	11	0.766	2	0	35.5	47	0.755	12
F 36 Balint, Joey	4	5	3	1	7	6	0.538	5	2	4	2	9	4	0.692	16	10	0.615	2	0	7.5	26	0.288	10
F 37 Cosentino, Phil	4	4	4	4	8	8	0.500	5	2	3	5	8	7	0.533	16	15	0.516	2	0	5.0	31	0.161	10
F 38 Cefola, Anthony	4	5	4	2	8	7	0.533	3	5	5	5	8	10	0.444	16	17	0.485	2	0	10.0	33	0.303	10
F4/ Chatham Street Elite	39	33	32	40	71	73	0.493	16	20	15	21	31	41	0.431	133	155	0.462	0	6	106.5	288	0.370	
F 40 Ryan, Sean	7	5	6	5	13	10	0.565	6	6	5	7	11	13	0.458	24	23	0.511	0	1	23.0	47	0.489	12
F 41 Ives, Danny	8	3	7	4	15	7	0.682	6	5	3	8	9	13	0.409	24	20	0.545	0	1	22.5	44	0.511	11
F 42 Church, Art	3	3	0	6	3	9	0.250	2	4	1	6	3	10	0.231	6	19	0.240	0	1	10.5	25	0.420	6
F 43 Lefebvre, C.J.	6	6	7	5	13	11	0.542	7	5	4	8	11	13	0.458	24	24	0.500	0	1	15.5	48	0.323	12
F 44 Elekonich, Amy	5	8	1	13	6	21	0.222	3	11	5	7	8	18	0.308	14	39	0.264	0	0	9.0	53	0.170	12
F 45 Daniels, Chris	4	5	2	7	6	12	0.333	4	4	6	3	10	7	0.588	16	19	0.457	0	1	8.5	35	0.243	8
F 46 Dehnel, Sebastian	6	3	9	0	15	3	0.833	4	5	6	3	10	8	0.556	25	11	0.694	0	1	17.5	36	0.486	9
F5/ Dart Buddies	23	49	27	45	50	94	0.347	14	22	13	23	27	45	0.375	104	184	0.361	0	0	87.0	288	0.302	
F 50 Watson, Jeff, Sr.	4	8	9	3	13	11	0.542	4	6	1	3	5	9	0.357	18	20	0.474	0	0	20.5	38	0.539	12
F 51 Watson, Ruth	1	11	0	2	1	13	0.071	3	9	5	7	8	16	0.333	9	29	0.237	0	0	4.0	38	0.105	12
F 52 Watson, Emily	1	9	1	9	2	18	0.100	0	3	4	5	4	8	0.333	6	26	0.188	0	0	3.5	32	0.109	10
F 53 Massengill, Devin	6	6	4	6	10	12	0.455	4	6	3	4	7	10	0.412	17	22	0.436	0	0	9.0	39	0.231	12
F 54 Andersen, Nancy	4	3	0	10	4	13	0.235	2	6	3	9	5	15	0.250	9	28	0.243	0	0	7.0	37	0.189	12
F 55 Andersen, Dave	5	7	2	6	7	13	0.350	3	4	1	7	4	11	0.267	11	24	0.314	0	0	8.5	35	0.243	12
F 56 Blake, Terry	2	0	7	5	9	5	0.643	5	7	5	7	10	14	0.417	19	19	0.500	0	0	14.5	38	0.382	12
F 57 Graves, Julie	0	5	4	4	4	9	0.308	7	3	4	4	11	7	0.611	15	16	0.484	0	0	20.0	31	0.645	10
F6/ Ducks of War	37	35	39	33	76	68	0.528	16	20	16	20	32	40	0.444	140	148	0.486	0	0	70.0	288	0.243	
F 60 Carawon, Bob	0	0	0	0	0	0	---	0	0	0	0	0	0	---	0	0	---	0	0	0.0	0	---	0
F 61 Converse, Stan	7	3	11	1	18	4	0.818	7	5	5	7	12	12	0.500	30	16	0.652	0	0	19.5	46	0.424	12
F 62 Peers, Martin	5	4	0	2	5	6	0.455	0	2	3	6	3	8	0.273	8	14	0.364	0	0	2.0	22	0.091	9
F 63 Ellis, Tim	8	2	9	2	17	4	0.810	7	4	5	5	12	9	0.571	29	13	0.690	0	0	15.0	42	0.357	11
F 64 Perkins, Chris	1	9	1	8	2	17	0.105	2	8	1	8	3	16	0.158	5	33	0.132	0	0	4.0	38	0.105	12
F 65 Schoch, Adam	4	7	8	4	12	11	0.522	5	7	7	4	12	11	0.522	24	22	0.522	0	0	6.5	46	0.141	12
F 66 Carawon, Harris	3	4	3	6	6	10	0.375	3	5	3	2	6	7	0.462	12	17	0.414	0	0	6.0	29	0.207	9
F 67 Converse, Laurence	5	2	2	7	7	9	0.438	3	6	4	4	7	10	0.412	14	19	0.424	0	0	9.5	33	0.288	10
F 68 Lalino, Steve	4	4	5	3	9	7	0.563	5	3	4	4	9	7	0.563	18	14	0.563	0	0	7.5	32	0.234	8
F 69 Schoch, Dennis	0	0	0	0	0	0	---	0	0	0	0	0	0	---	0	0	---	0	0	0.0	0	---	0
F7/ Don't Hit The Scorekeeper	42	30	33	39	75	69	0.521	18	18	17	19	35	37	0.486	145	142	0.505	0	0	117.5	288	0.408	
F 70 Knight, Romuald	4	3	3	7	7	10	0.412	2	7	4	4	6	11	0.353	13	21	0.382	0	0	12.5	34	0.368	11
F 71 Bohn, Andy	7	4	4	7	11	11	0.500	2	6	4	4	6	10	0.375	17	21	0.447	0	0	8.0	38	0.211	11
F 72 Johnson, Sean	0	0	0	0	0	0	---	0	0	1	1	1	1	0.500	1	1	0.500	0	0	0.0	2	0.000	2
F 73 Smith, "Captain" Ron	7	4	3	8	10	12	0.455	3	5	4	6	7	11	0.389	17	23	0.425	0	0	11.0	40	0.275	11
F 74 Vick, Justin	8	4	7	5	15	9	0.625	9	3	6	6	15	9	0.625	30	18	0.625	0	0	30.0	48	0.625	12
F 75 Shearin, Phillip	4	5	5	5	9	10	0.474	7	6	5	7	12	13	0.480	21	23	0.477	0	0	15.5	44	0.352	12
F 76 Nettesheim, Doug	5	4	3	3	8	7	0.533	6	4	4	4	10	8	0.556	18	15	0.545	0	0	18.0	33	0.545	10
F 77 Seltzer, Josh	7	6	8	4</																			

	Singles 301	Singles Crocket	Singles Record	Singles Win %-age	Doubles Crocket	Doubles 501	Doubles Record	Doubles Win %-age	Sngls + Dbles Record	Sngls + Dbles Win %-age	Tiebreaker Ws	Tiebreaker Ls	All-Star Points	Games Played	All-Star Point Average	Matches Played
G1/ Wayne Gretzky	34 32	34 32	68 64	0.515	20 13	23 10	43 23	0.652	154 110	0.583	7 0	101.0	264	0.383		
G 10 Wilson, Misty	3 8	0 4	3 12	0.200	0 3	6 4	6 7	0.462	9 19	0.321	1 0	0.0	28	0.000	11	
G 11 Wilson, Jonathan	2 2	5 5	7 7	0.500	9 2	10 1	19 3	0.864	26 10	0.722	1 0	8.5	36	0.236	11	
G 12 Gaines, Lauren	4 8	2 9	6 17	0.261	4 7	7 4	11 11	0.500	17 28	0.378	1 0	12.0	45	0.267	11	
G 13 Gaines, Bryan	5 4	6 5	11 9	0.550	7 4	6 5	13 9	0.591	24 18	0.571	1 0	12.5	42	0.298	11	
G 14 Rigert, Joe, Sr.	7 3	8 2	15 5	0.750	8 2	10 0	18 2	0.900	33 7	0.825	1 0	31.5	40	0.788	10	
G 15 Rigert, Joe, Jr.	6 4	7 3	13 7	0.650	6 4	3 2	9 6	0.600	22 13	0.629	1 0	17.5	35	0.500	10	
G 16 Therrien, Dan	7 3	6 4	13 7	0.650	6 4	4 4	10 8	0.556	23 15	0.605	1 0	19.0	38	0.500	10	
G2/ All About That Bull	17 43	17 43	34 86	0.283	4 26	12 18	16 44	0.267	66 174	0.275	0 0	67.5	240	0.281		
G 20 Voorhees, Cindy	4 6	4 6	8 12	0.400	2 8	2 5	4 13	0.235	12 25	0.324	0 0	13.5	37	0.365	10	
G 21 Smith, Scott	2 5	4 3	6 8	0.429	1 7	4 4	5 11	0.313	11 19	0.367	0 0	8.0	30	0.267	7	
G 22 Day, Dillon	2 8	1 7	3 15	0.167	2 7	5 5	7 12	0.368	10 27	0.270	0 0	9.5	37	0.257	9	
G 23 Tingler, Todd	5 6	4 6	9 12	0.429	1 9	4 7	5 16	0.238	14 28	0.333	0 0	9.0	42	0.214	10	
G 24 Miller, Lloyd	2 8	3 7	5 15	0.250	0 9	4 6	4 15	0.211	9 30	0.231	0 0	7.0	39	0.179	10	
G 25 Peterson, Eric	2 8	1 10	3 18	0.143	2 8	4 6	6 14	0.300	9 32	0.220	0 0	16.0	41	0.390	10	
G 26 Tyler, Robert	0 2	0 4	0 6	0.000	0 4	1 3	1 7	0.125	1 13	0.071	0 0	4.5	14	0.321	4	
G3/ Walking the Wire	39 27	35 31	74 58	0.561	18 15	12 21	30 36	0.455	134 130	0.508	7 7	92.0	264	0.348		
G 30 Bowen, Andy	7 1	8 1	15 2	0.882	8 0	5 4	13 4	0.765	28 6	0.824	1 1	28.5	34	0.838	9	
G 31 Prosser, Brad	8 4	3 7	11 11	0.500	4 4	5 7	9 11	0.450	20 22	0.476	1 1	10.5	42	0.250	11	
G 32 White, John	7 4	9 2	16 6	0.727	7 4	4 6	11 10	0.524	27 16	0.628	1 1	20.0	43	0.465	11	
G 33 Stark, Parker	5 3	4 2	9 5	0.643	4 4	1 4	5 8	0.385	14 13	0.519	1 0	12.0	27	0.444	8	
G 34 Miller, Wright	1 3	0 2	1 5	0.167	2 1	0 3	2 4	0.333	3 9	0.250	0 1	3.0	12	0.250	4	
G 35 Williams, Kelsey	3 3	2 5	5 8	0.385	4 5	2 6	6 11	0.353	11 19	0.367	1 1	1.0	30	0.033	10	
G 36 Rollins, Calvin	0 1	1 0	1 1	0.500	0 1	1 0	1 1	0.500	2 2	0.500	0 0	1.5	4	0.375	1	
G 37 Dubose, Chris	3 4	2 6	5 10	0.333	2 6	2 6	4 12	0.250	9 22	0.290	1 1	2.5	31	0.081	8	
G 38 Bohanan, Heather	0 2	0 5	0 7	0.000	1 2	1 2	2 4	0.333	2 11	0.154	0 0	3.0	13	0.231	5	
G 39 Gillett, Galen	5 2	6 1	11 3	0.786	4 3	3 4	7 7	0.500	18 10	0.643	1 1	10.0	28	0.357	7	
G4/ Is It In?	28 38	39 27	67 65	0.508	9 24	14 19	23 43	0.348	113 151	0.428	7 9	77.0	264	0.292		
G 40 Cornell, Blaine	1 1	5 3	6 4	0.600	1 8	1 6	2 14	0.125	8 18	0.308	1 1	5.0	26	0.192	11	
G 41 Murphy, Tom	3 7	6 2	9 9	0.500	3 7	2 5	5 12	0.294	14 21	0.400	1 1	17.0	35	0.486	10	
G 42 Barbour, Bryan	1 4	2 4	3 8	0.273	2 6	6 3	8 9	0.471	11 17	0.393	1 1	3.0	28	0.107	10	
G 43 Metivier, Sam	3 4	2 3	5 7	0.417	2 1	3 4	5 5	0.500	10 12	0.455	0 1	3.0	22	0.136	11	
G 44 Millius, Mike	3 5	6 4	9 9	0.500	4 5	4 7	8 12	0.400	17 21	0.447	1 1	16.5	38	0.434	11	
G 45 Johnson, Steve	3 5	2 2	5 7	0.417	1 4	1 3	2 7	0.222	7 14	0.333	1 1	2.5	21	0.119	9	
G 46 Barlow, Brian	6 4	5 4	11 8	0.579	4 5	4 5	8 10	0.444	19 18	0.514	1 1	9.5	37	0.257	10	
G 47 Smith, Jon	4 5	6 4	10 9	0.526	0 8	5 3	5 11	0.313	15 20	0.429	1 1	12.5	35	0.357	10	
G 48 Musil, Dylan	4 3	5 1	9 4	0.692	1 4	2 2	3 6	0.333	12 10	0.545	0 1	8.0	22	0.364	7	
G5/ Train Station Shooters	3 9	2 10	5 19	0.208	2 4	2 4	4 8	0.333	13 35	0.271	0 0	11.5	48	0.240		
G 50 Speight, Brett	1 1	0 2	1 3	0.250	1 1	0 3	1 4	0.200	2 7	0.222	0 0	2.0	9	0.222	2	
G 51 Speight, Patrick	0 2	0 3	0 5	0.000	0 2	1 1	1 3	0.250	1 8	0.111	0 0	0.0	9	0.000	2	
G 52 Patel, Sheilish	0 0	0 0	0 0	---	0 0	0 0	0 0	---	0 0	---	0 0	0.0	0	---	0	
G 53 Summers, Claude	1 1	0 2	1 3	0.250	0 2	0 2	0 4	0.000	1 7	0.125	0 0	3.5	8	0.438	2	
G 54 Oakley, Richard	0 3	1 1	1 4	0.200	1 1	2 0	3 1	0.750	4 5	0.444	0 0	5.0	9	0.556	2	
G 55 Bennit, Tom	0 2	1 1	1 3	0.250	1 2	1 1	2 3	0.400	3 6	0.333	0 0	1.0	9	0.111	2	
G 56 Sibincic, Rich	1 0	0 1	1 1	0.500	1 0	0 1	1 1	0.500	2 2	0.500	0 0	0.0	4	0.000	1	
G6/ Bull Hunters	33 27	34 26	67 53	0.558	22 8	18 12	40 20	0.667	147 93	0.613	0 14	116.0	240	0.483		
G 60 Bumpass, Mike	7 3	7 3	14 6	0.700	7 3	3 6	10 9	0.526	24 15	0.615	0 2	21.5	39	0.551	10	
G 61 Jefferys, Lee	7 3	7 3	14 6	0.700	7 3	6 4	13 7	0.650	27 13	0.675	0 2	31.0	40	0.775	10	
G 62 Havens, Lincoln	0 4	0 9	0 13	0.000	0 1	2 3	2 4	0.333	2 17	0.105	0 2	3.5	19	0.184	10	
G 63 Cannizzaro, Anthony	2 5	7 2	9 7	0.563	6 3	5 2	11 5	0.688	20 12	0.625	0 2	11.5	32	0.359	10	
G 64 Sosebee, Keith	0 5	2 4	2 9	0.182	8 1	4 1	12 2	0.857	14 11	0.560	0 2	6.0	25	0.240	10	
G 65 Blanchard, Jeff	3 3	0 2	3 5	0.375	2 1	6 1	8 2	0.800	11 7	0.611	0 1	2.0	18	0.111	8	
G 66 Leonard, Bill	6 2	1 2	7 4	0.636	5 3	6 3	11 6	0.647	18 10	0.643	0 1	4.0	28	0.143	9	
G 67 Jefferys, Jacob	0 0	0 1	0 1	0.000	0 0	0 0	0 0	---	0 1	0.000	0 0	1.5	1	1.500	1	
G 68 White, Vic	8 2	10 0	18 2	0.900	9 1	4 4	13 5	0.722	31 7	0.816	0 2	35.0	38	0.921	10	
G 69 Groves, Tyler	0 0	0 0	0 0	---	0 0	0 0	0 0	---	0 0	---	0 0	0.0	0	---	0	
G7/ Show Me Your Tips	42 24	40 26	82 50	0.621	23 10	20 13	43 23	0.652	168 96	0.636	6 0	112.0	264	0.424		
G 70 Powell, Lee	7 4	5 5	12 9	0.571	7 1	7 4	14 5	0.737	26 14	0.650	1 0	15.0	40	0.375	11	
G 71 Bushman, Brad	9 1	8 2	17 3	0.850	8 2	8 2	16 4	0.800	33 7	0.825	1 0	35.0	40	0.875	10	
G 72 Cantwell, Daniel	1 3	5 3	6 6	0.500	6 3	4 4	10 7	0.588	16 13	0.552	1 0	8.0	29	0.276	9	
G 73 Harris, Layne	2 5	0 3	2 8	0.200	2 0	2 2	4 2	0.667	6 10	0.375	0 0	0.0	16	0.000	7	
G 74 Lane, Bob	8 2	8 2	16 4	0.800	8 2	5 4	13 6	0.684	29 10	0.744	1 0	21.0	39	0.538	10	
G 75 Freimark, Thomas	6 5	7 2	13 7	0.650	6 3	6 5	12 8	0.600	25 15	0.625	0 0	16.0	40	0.400	10	
G 76 Bialaszewski, Rich	8 3	6 4	14 7	0.667	7 4	7 4	14 8	0.636	28 15	0.651	1 0	16.0	43	0.372	11	
G 77 Goode, Mike	0 1	1 3	1 4	0.200	0 3	1 1	1 4	0.200	2 8	0.200	1 0	0.0	10	0.000	5	
G 78 Hall, Mike	1 0	0 2	1 2	0.333	2 2	0 0	2 2	0.500	3 4	0.429	0 0	1.0	7	0.143	4	

	Singles		Singles		Singles		Singles Win		Doubles		Doubles		Doubles Win		Sngls + Dbls		Sngls + Dbls		Tiebreaker Ws		Tiebreaker Ls		All-Star		Games Played		All-Star Point		Matches	
	301		Cricket		Record	%-age	Cricket		501		Record	%-age	Record		Win %-age	Record	Win %-age	Record	Record	Record	Points	Points	Average	Average	Played	Played	Played	Played		
H1/ Chalker's Nightmare	43	41	46	38	89	79	0.530	23	19	18	24	41	43	0.488	171	165	0.509	7	0	93.0	336	0.277								
H 10 Kincaid, Lisa	5	7	8	4	13	11	0.542	4	7	4	6	8	13	0.381	21	24	0.467	1	0	14.0	45	0.311	12							
H 11 Brown, Anthony	10	4	13	1	23	5	0.821	11	3	6	8	17	11	0.607	40	16	0.714	1	0	28.5	56	0.509	14							
H 12 Berman, Brian	5	6	3	10	8	16	0.333	7	6	5	7	12	13	0.480	20	29	0.408	1	0	5.5	49	0.112	13							
H 13 Ball, Pat	10	2	8	5	18	7	0.720	7	6	8	5	15	11	0.577	33	18	0.647	1	0	14.0	51	0.275	13							
H 14 Boutieller, Tina	3	8	6	4	9	12	0.429	4	6	5	6	9	12	0.429	18	24	0.429	1	0	13.0	42	0.310	11							
H 15 Harper, C.E.	1	0	0	0	1	0	1.000	1	0	0	1	1	1	0.500	2	1	0.667	1	0	1.0	3	0.333	1							
H 16 Moulden, Jeremy	6	7	5	8	11	15	0.423	7	6	5	8	12	14	0.462	23	29	0.442	1	0	13.0	52	0.250	13							
H 17 Berman, Mark	3	7	3	6	6	13	0.316	5	4	3	7	8	11	0.421	14	24	0.368	0	0	4.0	38	0.105	10							
H2/ Irish Ton	51	33	46	38	97	71	0.577	23	19	24	18	47	37	0.560	191	145	0.568	0	19	121.0	336	0.360								
H 20 Cominole, Jeremy	10	4	10	5	20	9	0.690	11	3	7	6	18	9	0.667	38	18	0.679	0	3	32.0	56	0.571	14							
H 21 Bowser, Brian	8	3	7	4	15	7	0.682	7	5	8	4	15	9	0.625	30	16	0.652	0	3	14.0	46	0.304	11							
H 22 Fox, Chris	10	4	10	3	20	7	0.741	10	3	6	7	16	10	0.615	36	17	0.679	0	2	16.0	53	0.302	13							
H 23 Logan, Pete	2	2	1	3	3	5	0.375	2	1	3	1	5	2	0.714	8	7	0.533	0	1	4.0	15	0.267	5							
H 24 Hiltbrunner, Sherry	8	5	1	8	9	13	0.409	4	7	6	5	10	12	0.455	19	25	0.432	0	3	8.5	44	0.193	13							
H 25 Yarsawich, Brian	2	4	2	5	4	9	0.308	1	6	5	1	6	7	0.462	10	16	0.385	0	1	6.5	26	0.250	8							
H 26 Rossbach, Mark	7	7	11	4	18	11	0.621	6	9	8	8	14	17	0.452	32	28	0.533	0	3	26.0	60	0.433	14							
H 27 Perkins, Heath	4	4	4	6	8	10	0.444	5	4	5	4	10	8	0.556	18	18	0.500	0	3	14.0	36	0.389	9							
H3/ Ballistic Behavior	43	41	36	48	79	89	0.470	24	18	26	16	50	34	0.595	179	157	0.533	13	0	92.0	336	0.274								
H 30 Phillips, Britt	5	9	0	6	5	15	0.250	4	3	5	3	9	6	0.600	14	21	0.400	2	0	5.5	35	0.157	14							
H 31 Phillips, Josh	8	6	10	4	18	10	0.643	8	6	9	5	17	11	0.607	35	21	0.625	2	0	22.0	56	0.393	14							
H 32 Hayward, Simon	8	5	5	8	13	13	0.500	7	6	8	4	15	10	0.600	28	23	0.549	2	0	10.0	51	0.196	13							
H 33 Hayward, Georgia	9	3	7	5	16	8	0.667	6	6	8	4	14	10	0.583	30	18	0.625	1	0	10.5	48	0.219	12							
H 34 Shirey, Anthony	9	2	7	6	16	8	0.667	8	4	8	5	16	9	0.640	32	17	0.653	2	0	23.0	49	0.469	13							
H 35 Letsch, Dempsey	1	7	2	11	3	18	0.143	6	6	6	5	12	11	0.522	15	29	0.341	2	0	10.0	44	0.227	14							
H 36 Howell, John	3	9	5	8	8	17	0.320	9	5	8	6	17	11	0.607	25	28	0.472	2	0	11.0	53	0.208	13							
H4/ Chalk it Up	48	36	43	41	91	77	0.542	21	21	20	22	41	43	0.488	173	163	0.515	13	0	102.5	336	0.305								
H 40 McNamara, Ken	3	5	8	5	11	10	0.524	5	9	8	5	13	14	0.481	24	24	0.500	2	0	21.5	48	0.448	14							
H 41 Lawrence, Jonathan	9	2	9	3	18	5	0.783	9	3	7	4	16	7	0.696	34	12	0.739	1	0	24.0	46	0.522	12							
H 42 Coggins, Leigh	5	5	0	3	5	8	0.385	1	3	5	4	6	7	0.462	11	15	0.423	0	0	2.0	26	0.077	11							
H 43 Pfeiffer, Anna	4	6	6	6	10	12	0.455	8	6	7	7	15	13	0.536	25	25	0.500	2	0	10.5	50	0.210	14							
H 44 Morlando, Jim	4	4	3	7	7	11	0.389	5	3	1	7	6	10	0.375	13	21	0.382	2	0	6.0	34	0.176	10							
H 45 Crawford, Neal	4	1	4	3	8	4	0.667	2	5	2	1	4	6	0.400	12	10	0.545	0	0	7.5	22	0.341	7							
H 46 Rosen, Stacy	4	7	1	7	5	14	0.263	2	4	1	7	3	11	0.214	8	25	0.242	2	0	5.0	33	0.152	12							
H 47 Coggins, B.J.	4	1	0	2	4	3	0.571	1	1	2	1	3	2	0.600	7	5	0.583	0	0	2.5	12	0.208	5							
H 48 Owen, Hal	7	3	6	4	13	7	0.650	4	6	5	4	9	10	0.474	22	17	0.564	2	0	10.5	39	0.269	11							
H 49 Johnson, Michael	4	2	6	1	10	3	0.769	5	2	2	4	7	6	0.538	17	9	0.654	2	0	13.0	26	0.500	7							
H5/ Brown's Bombers	41	43	39	45	80	88	0.476	20	22	20	21	40	43	0.482	160	174	0.479	0	0	78.0	334	0.234								
H 50 Jones, Jessica	0	8	0	9	0	17	0.000	3	7	3	8	6	15	0.286	6	32	0.158	0	0	2.0	38	0.053	14							
H 51 Huffman, Inky	3	5	0	3	3	8	0.273	1	4	2	2	3	6	0.333	6	14	0.300	0	0	1.0	20	0.050	11							
H 52 Davis, Luke	9	3	10	2	19	5	0.792	6	6	5	5	11	11	0.500	30	16	0.652	0	0	13.5	46	0.293	12							
H 53 Casey, Kevin	13	1	9	5	22	6	0.786	8	6	5	9	13	15	0.464	35	21	0.625	0	0	15.0	56	0.268	14							
H 54 Suan, John	6	8	8	6	14	14	0.500	8	6	7	6	15	12	0.556	29	26	0.527	0	0	23.5	55	0.427	14							
H 55 Murphy, James	7	4	7	4	14	8	0.636	7	4	5	4	12	8	0.600	26	16	0.619	0	0	13.0	42	0.310	11							
H 56 Garner, Annette	2	7	1	7	3	14	0.176	4	4	6	5	10	9	0.526	13	23	0.361	0	0	1.0	36	0.028	14							
H 57 Lawrence, Kevin	1	3	2	5	3	8	0.273	0	3	5	2	5	5	0.500	8	13	0.381	0	0	3.5	21	0.167	11							
H 58 Okrepky, Peter	0	4	2	4	2	8	0.200	3	4	2	1	5	5	0.500	7	13	0.350	0	0	5.5	20	0.275	9							
H6/ Tips & Shafts	41	43	44	40	85	83	0.506	14	28	19	22	33	50	0.398	151	183	0.452	13	12	96.0	334	0.287								
H 60 Borgna, Denise	3	6	4	7	7	13	0.350	3	9	5	3	8	12	0.400	15	25	0.375	2	1	8.0	40	0.200	12							
H 61 Borgna, Andrew	10	4	8	6	18	10	0.643	4	10	7	5	11	15	0.423	29	25	0.537	2	2	24.5	54	0.454	14							
H 62 Spencer, Kenny	5	9	11	3	16	12	0.571	4	10	3	11	7	21	0.250	23	33	0.411	2	2	18.0	56	0.321	14							
H 63 Prusisz, Mike	0	0	0	0	0	0	---	0	0	0	0	0	0	---	0	0	---	0	0	0.0	0	---	0							
H 64 Thaxter, Norm	5	7	6	9	11	16	0.407	3	10	5	9	8	19	0.296	19	35	0.352	2	2	8.5	54	0.157	14							
H 65 Lisk, Jon	11	4	10	4	21	8	0.724	7	7	8	6	15	13	0.536	36	21	0.632	2	2	21.0	57	0.368	14							
H 66 Riss, Melissa	4	7	1	6	5	13	0.278	4	5	6	5	10	10	0.500	15	23	0.395	2	2	5.5	38	0.145	11							
H 67 Close, Eddie	3	6	4	5	7	11	0.389	3	5	4	5	7	10	0.412	14	21	0.400	1	1	10.5	35	0.300	9							
H 68 White, Ed	0	0	0	0	0	0	---	0	0	0	0	0	0	---	0	0	---	0	0	0.0	0	---	0							
H7/ Just A Bit Outside	27	57	30	54	57	111	0.339	16	26	10	32	26	58	0.310	109	227	0.324	0	0	65.0	336	0.193								
H 70 Budd, Shawn	6	5	9	3	15	8	0.652	5	7	0	6	5	13	0.278	20	21	0.488	0	0	10.0	41	0.244	13							
H 71 Budd, Jen	1	6	1	2	2	8	0.200	3	6	1	4	4	10	0.286	6	18	0.250	0	0	1.0	24	0.042	10							
H 72 Ceven, Alex	2	8	2	6																										