

# Tons of Newsletter

Home to the Spring Session of the Raleigh Dart League for week #3, Wednesday, February 8, 2017 Issue #JK675  
The "Immediate Removal And Replacement Of Everything... With Pretty Much Nothing" Edition

## NEW HOST ESTABLISHMENT - "A" DIVISION TAKE NOTE!!!

Effective immediately (well, actually effective as of their last home match), **Nine Lives** (team A-6) will be playing their home matches out of **Oak and Dagger Public House**. Oak and Dagger is located at 18 Seaboard Avenue, #150, Raleigh 27604, and is located in the Seaboard Station shopping center. The phone number for Oak and Dagger is 919-945-9382, and you can find them on the web at: <http://www.oakanddagger.beer/> No, seriously, their web address ends in ".beer". I didn't even know that was possible. :o) Anyway, if you are in A division, update your schedules accordingly if you haven't already played a match at Nine Lives' bar. And if you're in any other division, just make a mental note that Oak and Dagger could end up as the location of a neutral-site tournament match for you.

### ROSTERS ARE NOT STATIC YET

Captains, please remember that the rosters you have in this issue of the newsletter (and in any previous lists this season) are NOT yet finalized. Teams are still adding, dropping, and replacing players each week. What does this mean to you? It means "don't go print up your scoresheets for the whole season thinking that the rosters you have are going to be the rosters when you play each team." Wait until after the week 7 issue comes out (because that will include all changes/additions right up through the last day to make those changes (which is the Monday before the 6th week of play). Just fill in your sheet using the current set in the newsletter each week until then. [And yes, when you make big old question mark notes next to players that you hadn't typed into your sheet, after those players have been on a team's roster for a couple weeks, I know that you are one of my teams that either doesn't read the Tons, or just ignores what I write here. So... awesome if you do that. Thanks for your attention. Not.]

### HOW VALUABLE ARE YOU TO YOUR TEAM?

At the preseason captains' meeting (yes, AFTER the divisions had been set, and the schedules had been handed out), I saw something I had never seen in all my time in darts. Two teams actually "traded" a player from one team to the other. They, of course, had to get the Membership Director's approval for the player to join his new team (so that it didn't upset the just-aligned competitive balance), but since he hadn't thrown a dart yet, he was still eligible to play for somebody else. Thus, captain Chris Fournier of Them Handsome Devils traded Rich Sibinic to Richie Oakley and the Train Station Shooters! The pricetag for Sibinic? A shot! Yes, one shot! And I don't even think it was a double.

### A COUPLE QUICK FAVORS TO ASK OF YOU

#1 - If possible, try to list the players on the back of your sheet in the same order as the team rosters (which is the order used for all teams on page 10). Makes data entry easier. Thanks in advance.  
#2 - Please pay attention when listing your opponents each set. It's common to voice to your opponent who you have in each game, but then to mistakenly write your own guys again on their side.

### RDL HEADLINES

"Leaguewide": still no penalties yet... keep it up! How amazing would a season with no penalties be? Just let the darts do all the talking? I think it would be great...; only one division has reported a fast SCKt game so far, and only two for DCkT  
"A" Division: Fringe needs a late push to escape the Monkeys; Dead Beats thump Alliance to serve their first notice to the rest of A; Element and Appetite roll onward with big scores  
"B" Division: Rif Raf busts open a close one with McGavin by taking 5 doubles; Kiss My and Handsome also sweep 501 to turn tight matches into solid wins; Shaunt rolls past Corkers  
"C" Division: Dartist turns an 8-8 tie with Big Bulls into a big win with the last four doubles; Bunkers put out Fire to lock themselves into C's top pair; Garage gets 1st win in a big way  
"D" Division: Brewers fall behind early, but come back strong on Dynamic to move to 2-0; Machine takes a back-and-forth affair from Ted's in 1001; battle of the Armed goes to Bandits  
"E" Division: Sofa Kings rip through two of the sets to get big victory over Sharks; Hump Day opens their season as it really should be... meeting up with Something Inappropriate  
"F" Division: Ducks squeeze past Death Throw in doubles for what could prove to be a critical early win; Scorekeeper gets their sixth player just in time to avoid heading to a tiebreaker  
"G" Division: Gretzky overcomes small early deficit to barely hand Show Me their first loss; Is It In? uses the '01 route to get to the tiebreaker (another '01 game!) in win over Hunters  
"H" Division: Nightmare and a shorthanded Irish Ton (is that maybe something like an Irish 85 then?) barely eke out wins to keep pace with Ballistic, who rang up a really big number

### DO YOU HEAR WHAT YOU'RE SAYING?

In the ESPN pregame buildup to this past Sunday's Super Bowl, during a commentary on referees in major sports "letting them play" by calling fewer penalties as the playoffs progress, Suzy Kolber told us that the average number of holding calls per game "decreased by 250% from the regular season to the Super Bowl." And if you don't know see why that's funny, then don't you worry your pretty little head about it...

Name the band/singer? the song? Last week's answers: Song 1 = "Immigrant Song" by Led Zeppelin; Song 2 = "Another Brick In The Wall (Part II)" by Pink Floyd; Song 3 = "American Idiot" by Green Day. And the theme? If you need me to explain this one to you, then you need to get your head out of the ground, ya ostrich. Also, If you don't see the theme in this one, there's a wall some of our group would like you to go stand behind for a bit. [And I had to break my own rule for this one, as I had actually used American Idiot once a few years ago, and I only bring songs back for a re-visit under special circumstances. Congrats to Tom Brown, Pete Rutten, Matt Heimbach, Mikey

Hindle, and Paul Jacobi, who all hit the ground running this season with fully accurate song/band/theme answers this past week. - JK]

Week 3, song #1 lyric: "She says that I'm her all-time favorite, When I make my move to her room, it's the right time, She's never hard to please"

Song #2 lyric: "The clothes she wears, the sexy ways, make an old man wish for younger days, She knows she's built and knows how to please"

Week 3, song #3 lyric: "You don't need no papers, That man is not your mate, And that's why I'm gon' take you, Good girl! I know you want it"

**DIVISIONAL TEAM STANDINGS AND MATCH RESULTS FROM WEEK 2 (2/1/17)**

(Home team listed second in each match.)

	<u>W</u>	<u>L</u>	<u>Pts.</u>	<u>Teams</u>	<u>Score</u>	<u>301</u>	<u>SCKt</u>	<u>DCkt</u>	<u>501</u>	<u>1001</u>	<u>ASPs</u>	<u>Short-handed?</u>	<u>Penalties</u>		
<b>"A" Division</b>	1	This Is Element	2	0	43	Nine Lives	1	1	0	0	0	-	6.0	-	-
	2	Appetite for Destruction	2	0	36	Element	23	5	6	6	6	-	32.0	-	-
	3	Lunatic Fringe	2	0	32	Monkeys	10	1	3	4	2	-	15.5	-	-
	4	Dead Beats	1	1	28	Fringe	14	5	3	2	4	-	16.5	-	-
	5	North Raleigh Alliance	1	1	20	Appetite	21	6	5	4	6	-	24.5	-	-
	6	Brass Monkeys	0	2	14	Beer View	3	0	1	2	0	-	11.5	-	-
	7	Beer View Mirrors	0	2	12	Alliance	5	2	1	2	0	-	23.0	-	-
	8	Nine Lives	0	2	7	Dead Beats	19	4	5	4	6	-	27.0	-	-
<b>"B" Division</b>	1	Shaunt Be Shutout	2	0	36	Cork	4	0	1	2	1	-	8.0	Yes	-
	2	Rif Raf	2	0	31	Shaunt	19	6	5	4	4	-	15.5	-	-
	3	Kiss My WHAT?!	1	1	25	Handsome	17	4	5	2	6	-	18.0	-	-
	4	Them Handsome Devils	1	1	24	Menace	7	2	1	4	0	-	9.5	-	-
	5	Menace 2 Sobriety	1	1	22	Rif Raf	17	4	3	4	6	-	14.5	-	-
	6	Shooter McGavin	1	1	21	McGavin	7	2	3	2	0	-	7.5	-	-
	7	Methodical Madness	0	2	18	Methodical	9	3	2	4	0	-	10.5	-	-
	8	Who Gives A Cork?	0	2	13	Kiss My	15	3	4	2	6	-	20.0	-	-
<b>"C" Division</b>	1	Dartistic License	2	0	33	Dartistic	16	3	3	4	6	-	13.5	-	-
	2	The Bunkers	2	0	31	Big Bulls	8	3	3	2	0	-	8.0	-	-
	3	Mike's Garage	1	1	28	Fire	9	2	3	2	2	-	10.0	-	-
	4	Fire For Effect	1	1	22	Bunkers	15	4	3	4	4	-	12.5	-	-
		Big Bulls	1	1	22	Garage	20	6	4	4	6	-	8.5	-	-
	6	Cheap Shots	1	1	21	Dysfunctional	4	0	2	2	0	-	8.5	-	-
	7	Never Trust a Dart	0	2	17	Cheap Shots	14	3	3	4	4	-	7.0	-	-
	8	Dysfunctional Outlaws	0	2	15	Never Trust	10	3	3	2	2	-	11.5	-	-
<b>"D" Division</b>	1	Bullseye Brewers	2	0	30	Ted's	12	4	2	4	2	L	10.5	-	-
	2	Ted's DeploraBull Emporium	1	1	28	Machine	12	2	4	2	4	W	7.5	-	-
	3	Armed and Hammered	1	1	24	Armed	10	3	3	2	2	-	6.5	-	-
	4	One Armed Bandits	1	1	22	Bandits	14	3	3	4	4	-	7.5	-	-
		Sharky's Machine	1	1	22	Dynamic	8	4	2	2	0	-	11.5	-	-
	6	We've Got Big Bulls	0	1	10	Brewers	16	2	4	4	6	-	10.0	-	-
	7	Dynamic Darts	0	1	8	We've Got	-		(BYE)			-	-	-	-
<b>"E" Division</b>	1	Sofa Kings	2	0	35	Sofa Kings	18	5	3	6	4	-	11.5	-	-
	2	Red-eye Rangers	1	0	17	Shark Shooters	6	1	3	0	2	-	5.0	-	-
	3	Hump Day!	1	0	14	Inappropriate	10	4	2	2	2	-	8.5	-	-
	4	Shark Shooters	1	1	24	Hump Day!	14	2	4	4	4	-	14.5	-	-
	5	Game of Throws	1	1	20	Game	14	3	3	6	2	-	8.5	-	-
	6	Coach's Last Stand	0	2	17	Coach	10	3	3	0	4	-	11.5	-	-
		Something Inappropriate	0	2	17	Rangers	-		(BYE)			-	-	-	-
<b>"F" Division</b>	1	Ducks of War	2	0	29	Death Throw	10	3	3	2	2	-	8.0	-	-
	2	Don't Hit The Scorekeeper	2	0	26	Ducks	14	3	3	4	4	-	6.0	-	-
	3	Death Throw	1	1	27	Scorekeeper	12	3	3	2	4	-	6.5	in first 3 sets	-
	4	Chatham Street Elite	1	1	25	All Flights	11	2	3	4	2	-	11.0	-	-
	5	All Flights Matter	0	1	11	Chatham	16	4	4	4	4	-	13.5	in singles	-
	6	Coral Reefers	0	1	10	Buddies	8	2	2	2	2	-	5.0	-	-
	7	Dart Buddies	0	2	15	Reefers	-		(BYE)			-	-	-	-
<b>"G" Division</b>	1	Wayne Gretzky	2	0	30	Gretzky	13	2	3	4	4	-	9.0	-	-
	2	Is It In?	2	0	28	Show Me	11	4	3	2	2	-	10.5	-	-
	3	Show Me Your Tips	1	1	28	Hunters	12	2	4	4	2	L	13.5	-	-
	4	Walking the Wire	1	1	25	Is It In?	12	4	2	2	4	W	5.5	-	-
	5	Bull Hunters	0	1	12	Train Station	6	0	2	2	2	-	8.0	Yes	-
	6	All About That Bull	0	1	8	Walking	18	6	4	4	4	-	6.5	-	-
	7	Train Station Shooters	0	2	13	All About	-		(BYE)			-	-	-	-
<b>"H" Division</b>	1	Ballistic Behavior	2	0	31	Nightmare	13	4	3	4	2	-	7.5	-	-
	2	Chalker's Nightmare	2	0	28	Tips & Shafts	11	2	3	2	4	-	2.5	-	-
	3	Irish Ton	2	0	24	Irish Ton	11	3	3	2	3	-	7.0	Yes	-
	4	Brown's Bombers	1	1	24	Bombers	10	2	2	4	2	-	0.0	-	-
	5	Chalk it Up	1	1	22	Ballistic	20	4	4	6	6	-	5.0	-	-
	6	Tips & Shafts	0	2	22	Just A Bit	4	2	2	0	0	-	3.0	-	-
	7	Bulls Up!	0	2	21	Chalk it Up	12	3	3	4	2	W	5.0	-	-
	8	Just A Bit Outside	0	2	12	Bulls Up!	12	3	3	2	4	L	6.5	-	-

**"HOT DARTS"**

Player Name	Team Name	Hot Darts
<b>"A" Division</b>		
Fischlein, Kris	Dead Beats	9m
Wall, Keith	Brass Monkeys	9m
Massengill, Chad	This Is Element	117-In
Massengill, Chad	This Is Element	8-dart 301
Tan, Wil	This Is Element	12-dart 301
Phillips, Robbie	This Is Element	13-dart 301
Seward, Mike	Appetite for Destr.	14-dart 301
Smith, Butch	Nine Lives	14-dart 301
Kramer, John & Phillips, Robbie	This Is Element	17-dart DCKT
Massengill, Chad & Tan, Wil	This Is Element	14-dart 501
Parker, Charles & Reygers, Jeff	Dead Beats	17-dart 501
Mitchell, Sid & Stankevich, Scott	Appetite for Destruction	22-dart 501
Brown, Tom & Kramer, John	This Is Element	23-dart 501
Massengill, Chad	This Is Element	7.5 ASPs
Work, Joe	North Raleigh Allia	7.5 ASPs
Phillips, Robbie	This Is Element	7.0 ASPs
Gaulthier, Kyle	Dead Beats	6.0 ASPs
Tan, Wil	This Is Element	6.0 ASPs
Huffman, David	North Raleigh Allia	5.5 ASPs
Murdaugh, John	Beer View Mirrors	5.5 ASPs
Stankevich, Scott	Appetite for Destruc	5.5 ASPs
Cusher, Dean	Appetite for Destruc	5.0 ASPs
Keller, Tony	Dead Beats	5.0 ASPs
Eason, Joel	Lunatic Fringe	4.5 ASPs
Kilts, Jason	This Is Element	4.5 ASPs
Kramer, John	This Is Element	4.5 ASPs
Mitchell, Sid	Appetite for Destruc	4.5 ASPs

Reygers, Jeff	Dead Beats	4.5 ASPs
Seward, Mike	Appetite for Destruc	4.5 ASPs
Wall, Keith	Brass Monkeys	4.5 ASPs
<b>"B" Division</b>		
Reitano, Sal	Shaunt Be Shutout	9m
Watson, Jeff, Jr.	Kiss My WHAT?!	9m
Naylor, Dan	Kiss My WHAT?!	120-In
Jur, Jess	Rif Raf	112-In
Zawrotniak, Joe	Rif Raf	14-dart 301
Watson, Jeff, Jr.	Kiss My WHAT?!	7.0 ASPs
Naylor, Dan	Kiss My WHAT?!	6.5 ASPs
Reitano, Sal	Shaunt Be Shutout	6.5 ASPs
Jur, Jess	Rif Raf	5.5 ASPs
Foushee, Kevin	Shaunt Be Shutout	4.5 ASPs
Krasnow, Dave	Them Handsome D	4.5 ASPs
Zawrotniak, Joe	Rif Raf	4.5 ASPs
Bathurst, Ryan	Kiss My WHAT?!	4.0 ASPs
Cusman, Ryan	Them Handsome D	4.0 ASPs

Can't remember what to call in for the 'Hot Darts' list here? Check out page 4 - the list of minimums is there EVERY week.

<b>"C" Division</b>		
Goss, Matt	Fire For Effect	6.0 ASPs
Cashin, Jeff	Never Trust a Dart	5.0 ASPs
Krestalude, Andy	The Bunkers	4.5 ASPs
Peterson, Chris	Dysfunctional Outle	4.5 ASPs
Bennett, Will	Dartistic License	4.0 ASPs
Adams, Brad	Never Trust a Dart	3.5 ASPs
<b>"D" Division</b>		
Trefzger, Ken	One Armed Bandits	4.5 ASPs
Winters, Tom	Dynamic Darts	4.5 ASPs
Long, Steve	Ted's DeploraBull E	3.5 ASPs
Thompson, Barry	Armed and Hamme	3.5 ASPs

<b>"E" Division</b>		
Gallagher, Jim	Coach's Last Stand	4.5 ASPs
McNamara, Tim	Something Inappropri	4.5 ASPs
Bozza, Doug	Sofa Kings	4.0 ASPs
Warshawsky, Larry	Hump Day!	4.0 ASPs
Ferguson, Travis	Hump Day!	3.5 ASPs
Maley, Dave	Sofa Kings	3.5 ASPs
Montesi, Chris	Game of Throws	3.5 ASPs
Smelik, Pat	Game of Throws	3.0 ASPs
Woodard, Dave	Coach's Last Stand	3.0 ASPs

<b>"F" Division</b>		
Limerick, Jeremy	All Flights Matter	8m
Ryan, Sean	Chatham Street Elite	8m
Surber, Dave	All Flights Matter	8m
Limerick, Jeremy	All Flights Matter	5.0 ASPs
Bosier, Sean	Death Throw	4.0 ASPs
Surber, Dave	All Flights Matter	4.0 ASPs
Dehnel, Sebastian	Chatham Street Elit	3.5 ASPs
Ryan, Sean	Chatham Street Elit	3.5 ASPs
Seltzer, Josh	Don't Hit the Score!	3.5 ASPs
Lefebvre, C.J.	Chatham Street Elit	3.0 ASPs

<b>"G" Division</b>		
White, Vic	Bull Hunters	8m
Lane, Bob	Show Me Your Tips	106-In
Bumpass, Mike	Bull Hunters	4.5 ASPs
Jeffreys, Lee	Bull Hunters	4.0 ASPs
Oakley, Richard	Train Station Shoot	4.0 ASPs
Lane, Bob	Show Me Your Tip	3.5 ASPs
Bialaszewski, Rich	Show Me Your Tip	3.0 ASPs

<b>"H" Division</b>		
Brownd, Anthony	Chalker's Nightmar	4.0 ASPs
Fox, Chris	Irish Ton	2.5 ASPs
Frederick, Karl	Bulls Up!	2.5 ASPs
Hiltbrunner, Sherry	Irish Ton	2.5 ASPs
Lawrence, Jonathan	Chalk it Up	2.5 ASPs

**DIVISIONAL TROPHY DART CATEGORIES**

	A division	B division	C division	D division	E division	F division	G division	H division
<b>High In (301 first turn only!!)</b>	Ton-20 (1/25/17) <b>Robbie Phillips</b> This Is Element	Ton-20 (2/1/17) <b>Dan Naylor</b> Kiss My WHAT?!	(none reported)	Ton <b>Joe McCartney</b> ...Brewers (1/25) <b>Jimmy Bateman</b> ...Machine (2/1)	95 (2/1/17) <b>Larry Warshawsky</b> Hump Day!	37 (2/1/17) <b>Amy Elekonich</b> Chatham Street Elite	Ton-06 (2/1/17) <b>Bob Lane</b> Show Me Your Tips	Ton-40 (1/25/17) <b>Jon Lisk</b> Tips & Shafts
<b>High Out (301/501/1001)</b>	(none reported)	Ton (1/25/17) <b>David Martin</b> Rif Raf	93 (2/1/17) <b>Mike Gardner</b> Mike's Garage	Ton (2/1/17) <b>Matt Veith</b> Bullseye Brewers	80 (1/25/17) <b>Marty Reigher</b> Game of Throws	Ton-41 (1/25/17) <b>Sean Roseman</b> Coral Reefers	97 (2/1/17) <b>Richard Oakley</b> Train Station...	81 (1/25/17) <b>Anna Pfeiffer</b> Chalk it Up
<b>Fast Singles 301</b>	8 darts (2/1/17) <b>Chad Massengill</b> This Is Element	12 darts (1/25/17) <b>David Martin</b> Rif Raf	15 darts (1/25/17) <b>Stephen Flanagan</b> Big Bulls	14 darts (1/25/17) <b>Jerry Shenguletta</b> Bullseye Brewers	15 darts (1/25/17) <b>Jonathan Munsell</b> ...Inappropriate	17 darts (2/1/17) <b>Jeremy Limerick</b> All Flights Matter	18 darts (1/25/17) <b>Mike Millius</b> Is It In?	24 darts (1/25/17) <b>Anthony Brownd</b> ...Nightmare
<b>Fast Singles Cricket</b>	(none reported)	15 darts (1/25/17) <b>Dan Naylor</b> Kiss My WHAT?!	(none reported)	(none reported)	(none reported)	(none reported)	(none reported)	(none reported)
<b>Fast Doubles Cricket</b>	17 darts <b>John Kramer &amp; Chad Massengill</b> ...Element (1/25) <b>John Kramer &amp; Robbie Phillips</b> ...Element (2/1)	(none reported)	(none reported)	(none reported)	(none reported)	(none reported)	(none reported)	28 darts (1/25/17) <b>Georgia Hayward &amp; Dempsey Letsch</b> Ballistic Behavior
<b>Fast Doubles 501</b>	14 darts (2/1/17) <b>Chad Massengill &amp; Wil Tan</b> This Is Element	18 darts (1/25/17) <b>Brian Howard &amp; Ronnie Knott</b> Shooter McGavin	(none reported)	22 darts (1/25/17) <b>David Simpson &amp; Barry Thompson</b> Armed/Hammered	22 darts (1/25/17) <b>Scott Caudill &amp; Tim McNamara</b> ...Inappropriate	(none reported)	(none reported)	24 darts (1/25/17) <b>Neal Crawford &amp; Jonathan Lawrence</b> Chalk it Up

<b>Perfect Throws</b>	Sal Reitano (Shaunt Be Shutout, 2/1)		
<b>9-Marks</b>	Keith Wall (Brass Monkeys, 2/1)	<b>Ton-80s</b>	<b>6-Bulls</b>
Kris Fischlein (Dead Beats, 2/1)	Jeff Watson, Jr. (Kiss My WHAT?!, 2/1)	(none reported)	(none reported)
Dan Naylor (Kiss My WHAT?!, 1/25)	Joe Work (North Raleigh Alliance, 1/25)		

**HOW TO REACH US**

**RDL VoiceMail** 919-990-1218  
**Mail Scoresheets to:** Jason Kilts - RDL Statistician  
 5005 Raintree Road, Durham, NC 27712  
**Scoresheet FAX available at:**  
**919-324-3545** - email JK for confirmation of receipt!  
**New Member Fees and Newsletter Fees:**  
 (for now, these also go to the Membership Director)  
 Heather Bohanan, 206 Shoals Lane, Garner, NC 27529  
**Nomination and Election Ballots:**  
 Heather Bohanan, 206 Shoals Lane, Garner, NC 27529  
**Grievances/Complaints/Rules Suggestions:**  
 Kevin Coyne, 204 Clifton Ridge Court, Louisburg, NC 27549  
**All Other RDL Correspondence to:**  
 (Just send whatever to Jason and he'll pass it along...)  
**2017 Board of Directors**

<i>President</i>	Tim Mozzetti	919-649-1816
	email: tjmozz@gmail.com	
<i>Vice President</i>	Maridy Knight	919-417-7828
	email: maridy16@gmail.com	
<i>(interim) Secretary</i>	<i>Memb. Director Heather Bohanan is presently also doing these duties...</i>	
<i>Treasurer</i>	Barron Hartley	919-749-2061
	email: bkh345@hotmail.com	
<i>Membership</i>	Heather Bohanan	919-326-1956
	email: membership@raleighdartleague.org	
<i>Rules/Grievances</i>	Kevin Coyne	919-961-8303
	email: krcoyne@gmail.com	

**League Statistician/Editor:** Jason Kilts 919-990-1218  
 email: jdkilts@yahoo.com or jdkilts@gmail.com

**"HOT DARTS" CALL-IN GUIDELINES**

Here are the guidelines you should use for the minimum number of all-star points to report when calling in your scores.  
 "A" Div. = 4.5 or more ASPs; "B" Div. = 4.0 or more ASPs  
 "C, D" Divisions = 3.5 or more ASPs  
 "E, F, G" Divs. = 3.0 or more ASPs; "H" = 2.5 or more ASPs  
 Also, call in any fast games, high ins, high outs, or other amazing feats that you think warrant a little recognition (e.g., Ins & Outs higher than a Ton, 24-dart cricket games, 15-dart 301s, 24-dart 501s, Ton-70s and up, 5-Bulls+, etc.).  
*Extra note: it's also ok to call in "fast games" in each set, even if they don't necessarily meet the maximum dart counts above.*

**SEASON-LONG TROPHY DART MINIMUM GAMES PLAYED REQUIREMENTS**

To be eligible for all-star point ave. & singles win %-age awards, you must play at least 66% of this season's projected games:  
**for Divisions "A", "B", "C" & "H" (8 teams / division):**  
**Singles win %-age: min. of 19 Singles Games Played**  
**All-star pt. Average: min. of 37 Total Games Played**  
**for Divisions "D", "E", "F" & "G" (7 teams / division):**  
**Singles win %-age: min. of 16 Singles Games Played**  
**All-star pt. Average: min. of 32 Total Games Played**

**PENALTY LOG**

Here are all the penalties assessed this season. Check here to see who lost what when.  
**(none so far this season)**

**RDL WEBSITE - www.raleighdartleague.org**

[including a full RDL map, with a 15-mile radius function]

**CALENDAR OF EVENTS**

**Feb. 10-12 Sweetheart Shootout**, Players Sports Bar, 5211-A West Market St, Greensboro, NC 27409  
 info: Nancy Coley, 336-299-8068  
**Feb. 10-12 29th Tricoda Open**, (ADO?), \$7,500, Solomons, MD; still no flyer? oh, awesome...  
**Mon., Feb. 13 ADO 501 Local Qualifier**, Upper Deck, 7 p.m.  
**Sat., Feb. 18 NC City Dart League & NC Ladies' Cup**  
 NCCDL: PCity@Ral, CapArea@Wilm, Dur@LakeN, Jack@ChHill, Pied@Pine, Ashe@Boone, (Bye-Char)  
 NCLC: CapArea@Wilm, FuqVar@LakeN, Jack@ChHill, Pied@Pine, (Byes-Apex, Char, Ashe)  
**Mon., Feb. 27 Spring 2017 - Fifth week captains' meeting**  
 7:00-8:00 p.m. site TBA; end of roster additions and replacements (Also date of RDL Board Mtg.)  
**Mar. 3-5 Aim for Eastern NC Tournament**, (ADO?), \$2,600; flyer not yet available...  
**Mar. 3-5 Garden City Classic**, (ADO?), \$8160, Augusta  
**Sat., Mar. 11 NCCDL/NCLC match weekend**  
**Mar. 17-19 34th Ann. St. Patrick's Tournament**, (ADO) \$2500, Players Sports Bar, 5211-A W. Market St, Greensboro; Nancy Coley, 336-299-8068  
**Tue., Mar. 21 Bull City Dart Lg.-end of spring registration**  
 6-7 pm The House, 4310 S. Miami Blvd., Durham  
**Mar. 23-26 31st Virginia Beach Classic**, (ADO), \$37,850  
 Wyndham Virginia Beach Oceanfront, info: www.tidewaterdarts.com  
**Sat., Apr. 8 NCCDL/NCLC match weekend**  
**Apr. 21-23 Charlotte Open Tournament**, (ADO?), \$15,000; Sheraton Airport Hotel  
**Apr. 28-30 Fire on the Mountain Classic**, (ADO?), \$5500, Clarion Airport Inn, Fletcher, NC, 828-684-1213  
 info: www.ashevilledarts.com  
**Wed., May 3 / 10 / 17 - RDL Divisional Tournaments**  
**Sat., May 20 Spring 2017 - Season Banquet**, site TBD  
**June 2-4 12th Annual Wreck at the Deck**, (ADO), \$5200+; info: bjcotton69@hotmail.com

**Other Local Weekly Leagues**

**Tuesdays Bull City Dart League**, Durham  
**Thursdays Triangle Dart League**, Chapel Hill

**Weekly Blind Draws** - Over the years, many blind draws have come and gone. If any of these folds or if any others start up, please let me know and I'll update this list. Thanks.  
*(these 2 are double elim., \$5 entry, bar matches the pot... & now they add an extra \$50 if there are 32+ players!)*

**Fri., 8 pm Upper Deck**, 919-460-1786, 329 N. Harrison  
**Sun., 8 pm Upper Deck**, 919-460-1786, 329 N. Harrison  
*(this one is double elim., \$5 entry, bar matches a minimum of \$50 and a maximum of \$150, based on participation)*  
**Sat., 4 pm Local Bar**, 919-303-7014, 2901 US-64, Apex  
*(this one is \$5 entry, bar matches 150% if 16+ players!)*  
**Sat., 8 pm Sharky's Place**, 919-783-5448, 5800 Duraleigh  
**Mon., 8 pm Sharky's Place**, 919-783-5448, 5800 Duraleigh  
*(this one is double elim., \$5 entry, bar matches the pot!)*  
**Mon., 8 pm Hot Shots**, 919-460-6307, 107 Edinburgh Dr S

THIS WEEK'S MATCHES (Week 3)			NEXT WEEK'S MATCHES (Week 4)		
This Is Element @ North Ral. Alliance (Brown's Billiards 5&6)			Dead Beats @ This Is Element (Upper Deck 12&14)		
Lunatic Fringe @ Appetite for Destruction (Upper Deck 12&14)	"A"		Appetite for Destruction @ Brass Monkeys (Brass Tap)		
Brass Monkeys @ Beer View Mirrors (Amer. Legion F-V 3&4)	Div.		Beer View Mirrors @ Lunatic Fringe (Upper Deck 8&10)		
Dead Beats @ Nine Lives (Oak and Dagger)			Nine Lives @ North Ral. Alliance (Brown's Billiards 5&6)		
Kiss My WHAT?! @ Shaunt Be Shutout (Cleveland - Garner 3&4)			Rif Raf @ Shaunt Be Shutout (Cleveland - Garner 3&4)		
Who Gives A Cork? @ Rif Raf (Rally Point)	"B"		Menace 2 Sobriety @ Methodical Madness (Cleveland - Garner 1&2)		
Menace 2 Sobriety @ Shooter McGavin (Mac's Tavern 1&2)	Div.		Shooter McGavin @ Who Gives A Cork? (Upper Deck 16&17)		
Methodical Madness @ Them Handsome Devils (The Big Easy)			Them Handsome Devils @ Kiss My WHAT?! (Upper Deck 1&2)		
Fire For Effect @ Cheap Shots (Scooters)			Cheap Shots @ Dartistic License (Luxury Box 1&2)		
Dysfunctional Outlaws @ Never Trust a Dart (Luxury Box 1&2)	"C"		Dysfunctional Outlaws @ The Bunkers (Pat Murnane's 3&4)		
Dartistic License @ Mike's Garage (Locked & Loaded)	Div.		Never Trust a Dart @ Fire For Effect (Amer. Legion F-V 3&4)		
The Bunkers @ Big Bulls (High Park)			Big Bulls @ Mike's Garage (Locked & Loaded)		
Ted's ...l Emporium @ Armed & Hammered (Triple Barrel)			One Armed Bandits @ We've Got Big Bulls (Hot Shots 3&4)		
Sharky's Machine @ One Armed Bandits (Proof Five Points)	"D"		Ted's ...l Emporium @ Bullseye Brewers (Compass Rose)		
Dynamic Darts @ We've Got Big Bulls (Hot Shots 3&4)	Div.		Sharky's Machine @ Dynamic Darts (Bull & Bear)		
BYE - Bullseye Brewers			BYE - Armed & Hammered		
Shark Shooters @ Coach's Last Stand (Mac's Tavern 3&4)			Something Inappropri. @ Shark Shooters (Sharky's Place 3&4)		
Sofa Kings @ Game of Throws (Upper Deck 5&6)	"E"		Coach's Last Stand @ Hump Day! (Scooters)		
Hump Day! @ Red-eye Rangers (Bull & Bear)	Div.		Red-eye Rangers @ Sofa Kings (Mac's Tavern 1&2)		
BYE - Something Inappropriate			BYE - Game of Throws		
Don't Hit/Scorekeeper @ Death Throw (Hot Shots 1&2)			Ducks of War @ Coral Reefers (Train Station)		
Coral Reefers @ Dart Buddies (Upper Deck 16&17)	"F"		Dart Buddies @ All Flights Matter (Break Time Billiards)		
All Flights Matter @ Ducks of War (Snookers-RW)	Div.		Don't Hit/Scorekeeper @ Chatham Street Elite (Mac's Tavern 3&4)		
BYE - Chatham Street Elite			BYE - Death Throw		
Is It In? @ Wayne Gretzky (Upper Deck 1&2)			All About That Bull @ Show Me Your Tips (The Big Easy)		
Walking the Wire @ All About That Bull (Cleveland-Clayton)	"G"		Bull Hunters @ Walking the Wire (Pantana's Pool Hall)		
Show Me Your Tips @ Bull Hunters (Pat Murnane's 1&2)	Div.		Train Station Shooters @ Is It In? (Brewster's Pub)		
BYE - Train Station Shooters			BYE - Wayne Gretzky		
Just A Bit Outside @ Chalker's Nightmare (Pat Murnane's 3&4)			Chalker's Nightmare @ Ballistic Behavior (Saints & Scholars)		
Bulls Up! @ Irish Ton (Pantana's Pool Hall)	"H"		Irish Ton @ Chalk it Up (Amer. Legion F-V 1&2)		
Ballistic Behavior @ Chalk it Up (Amer. Legion F-V 1&2)	Div.		Bulls Up! @ Brown's Bombers (Brown's Billiards 3&4)		
Tips & Shafts @ Brown's Bombers (Brown's Billiards 3&4)			Tips & Shafts @ Just A Bit Outside (Hot Shots 1&2)		

### PREDICTIONS FOR THE WEEK

A very minor climb this past week to 19-9 brings me to 37-19 so far, so my start is a little bit slow to this point. I'm sort of owning at the top and bottom ends of the league, but the jury is very much still out in all divisions from B through G, as I'm anywhere from 2-4 to 5-3 in those six divisions. After two weeks, there are still 10 teams with whom I have yet to get a match pick correct (four at 0-1 and six at 0-2), so I've clearly got either too much or too little faith in some of you. I'll work it out...

**Match of the week:** (A Div.) Lunatic Fringe @ Appetite for Destruction. Alright, the Dead Beats look tough, but they already lost to one of these two teams, so A is looking like it could end up a three-team race. Or... maybe a two-team race? Going to take a while to parse out that part of it, but in the meantime, here are two of the three heaviest of the A heavyweights, in a huge early-season matchup. Appetite is too deep, 14-10.

**Match #2:** (G Div.) Is It In? @ Wayne Gretzky. Divisional parity + early schedule awesomeness and luck = a week 3 matchup of the only two remaining unbeaten in G division! The winner here is somehow already all alone on the top of the heap. I'll take the Great One, 13-11.

**Match #3:** (E Div.) Hump Day! @ Red-eye Rangers. Well, at least these two winners are well-rested, since they've both already had their bye in the first three weeks after the holiday break. This rekindling of last season's top F rivalry ends the same way, with Hump on top, 14-10.

**Match #4:** (B Div.) Kiss My WHAT?! @ Shaunt Be Shutout. Kiss has to have the highest-end high gear in this division, but Shaunt is just one of those uber-balanced teams where every guy can win in any slot in any set. I love me some balance, so I'll take Shaunt in this one, 14-10.

**Match #5:** (C Div.) Dartistic License @ Mike's Garage. The Garage has already lost to the other undefeated C team, but still sits up in third place. Sadly (for them, at least), they lose to the other undefeated here, 15-9.

**Match #6:** (F Div.) Don't Hit the Scorekeeper @ Death Throw. Man, it

looks like F could be quite a brawl in the top half this season. This already seems like a really important pairing. DT, I guess, 13-11.

**Matches #7 & #8:** (D Div.) Ted's DeploraBull Emporium @ Armed and Hammered; Sharky's Machine @ One Armed Bandits. After only two weeks, only one D is still undefeated. Crazy, right? Well, just as crazy is the four 1-1 teams matching up here tonight, in what might almost be week 3 elimination matchups?!? Maybe not, but these are still huge. Armed gets theirs, 13-11; as do the Bandits.

**Match #9:** (H Div.) Ballistic Behavior @ Chalk it Up. Three 2-0 H teams, and tonight two of them face 0-2 opponents. It's Ballistic in the lead trio that has the toughest test tonight. They pass it, 15-9.

**Match #10:** (A Div.) Brass Monkeys @ Beer View Mirrors. Make no mistake that getting... and then KEEPING... an A division slot is a huge accomplishment. This could be big in that. Monkeys, 14-10.

**Match #11:** (C Div.) Dysfunctional Outlaws @ Never Trust a Dart. I'm guessing that neither of these teams expected to be in the last C battle of winless teams for the season. Dysfunctional gets it, 13-11.


**Match #12:** (D Div.) Dynamic Darts @ We've Got Big Bulls. They have only had one match each so far, but the fact of the matter is that the loser here is the only winless D team. Ouch. Bulls, 13-11.

**And the remaining 16 matches, sorted by division:**

A Division: Element 16, Alliance 8; Dead Beats 17, Nine Lives 7.  
 B Division: Rif Raf 15, Who Gives A Cork? 9; Shooter McGavin 13, Menace 2 Sobriety 11; Handsome Devils 13, Methodical 11.  
 C Division: Cheap Shots 13, Fire 11; The Bunkers 14, Big Bulls 10.  
 E Division: Coach 12+ Shark Shooters 12; Sofa Kings 14, Game 10.  
 F Division: Reefers 14, Dart Buddies 10; Ducks 13, All Flights 11.  
 G Division: Walking 15, All About 9; Hunters 13, Show Me 11.  
 H Division: Chalker's Nightmare 16, Just A Bit Outside 8; Irish Ton 14, Bulls Up! 10; Tips & Shafts 13, Brown's Bombers 11.

### Fall 2016 RDL Banquet Blind Draw Results

58 Entrants @ \$5 per player,  
 plus \$300 added to the pot from RDL,  
 and \$150 added from The Upper Deck  
 so the Total Purse = \$740  
 Single elimination, best-2-of-3  
 501, cricket, diddler's choice



This draw was once again roughly seeded,  
 with one player in each pair from the "top" half  
 and one player from the "bottom" half.  
 There were no perfect throws reported, but what I do  
 know is that this is the second straight win for Phillips.  
 And once again enough money was added to the pot that  
 every player that won even one set (and even some  
 that didn't even win a set) doubled his/her entry fee!

# 2017 NC City Dart League (NCCDL) and NC Ladies' Cup (NCLC) schedules

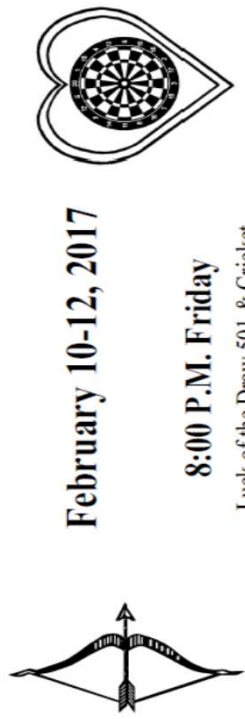
<b>NCCDL Mountain/ Beach Division</b>	<b>Feb. 18</b>	Asheville	Boone	Pineville	Lake Norman	Jacksonville	Wilmington	Port City
	<b>Mar. 11</b>	@ Boone	Asheville	Piedmont	Durham	@ Chapel Hill	Capital Area	@ Raleigh
	<b>April 8</b>	Chapel Hill	@ Durham	@ Charlotte	@ Piedmont	(Bye)	Raleigh	@ Capital Area
	<b>June 24</b>	@ Piedmont	@ Port City	Jacksonville	Capital Area	@ Pineville	@ Charlotte	Boone
	<b>July 22</b>	Durham	Charlotte	@ Wilmington	@ Jacksonville	Lake Norman	Pineville	Piedmont
	<b>Aug. 12</b>	Wilmington	@ Chapel Hill	@ Capital Area	Port City	Raleigh	@ Asheville	@ Lake Norman
	<b>Aug. 12</b>	@ Raleigh	Piedmont	Durham	@ Chapel Hill	Capital Area	(Bye)	Charlotte
	<b>Sep. 9</b>	@ Charlotte	@ Capital Area	(Bye)	Raleigh	@ Piedmont	Chapel Hill	Durham
	<b>Sep. 23</b>	(Bye)	(Bye)	@ Raleigh	(Bye)	Charlotte	@ Durham	@ Chapel Hill
	<b>Oct. 21</b>	Capital Area	Raleigh	Chapel Hill	@ Charlotte	@ Durham	@ Piedmont	(Bye)

<b>NCCDL Central Division</b>	<b>Feb. 18</b>	Charlotte	Piedmont	Chapel Hill	Durham	Raleigh	Capital Area	
	<b>Mar. 11</b>	(Bye)	@ Pineville	Jacksonville	@ Lake Norman	Port City	@ Wilmington	
	<b>Mar. 11</b>	Pineville	Lake Norman	@ Asheville	Boone	@ Wilmington	Port City	
	<b>April 8</b>	Wilmington	Asheville	(Bye)	(Bye)	(Bye)	@ Lake Norman	
	<b>June 24</b>	@ Boone	@ Port City	@ Raleigh	@ Asheville	Chapel Hill	(Bye)	
	<b>July 22</b>	@ Durham	(Bye)	Boone	Charlotte	@ Jacksonville	Pineville	
	<b>Aug. 12</b>	@ Port City	@ Boone	Lake Norman	@ Pineville	Asheville	@ Jacksonville	
	<b>Sep. 9</b>	Asheville	Jacksonville	@ Wilmington	@ Port City	@ Lake Norman	Boone	
	<b>Sep. 23</b>	@ Jacksonville	@ Capital Area	Port City	Wilmington	Pineville	Piedmont	
	<b>Oct. 21</b>	Lake Norman	Wilmington	@ Pineville	Jacksonville	@ Boone	@ Asheville	
<b>Dec 2 &amp; 3</b>	Postseason tournament (top 4 teams in each div.) hosted by Wilmington. Saturday, 12:00 & 5:00 - Sunday, 1:00							

<b>NCLC Mountain/ Beach Division</b>	<b>Feb. 18</b>	Asheville	Charlotte	Pineville	Lake Norman	Jacksonville	Wilmington
	<b>Mar. 11</b>	(Bye)	(Bye)	Piedmont	Fuquay-Varina	@ Chapel Hill	Capital Area
	<b>Mar. 11</b>	Chapel Hill	@ Fuquay-Varina	(Bye)	@ Piedmont	(Bye)	@ Apex
	<b>April 8</b>	@ Piedmont	Jacksonville	@ Wilmington	@ Capital Area	@ Charlotte	Pineville
	<b>June 24</b>	Fuquay-Varina	(Bye)	@ Apex	(Bye)	(Bye)	(Bye)
	<b>July 22</b>	@ Lake Norman	@ Chapel Hill	@ Capital Area	Asheville	Apex	@ Fuquay-Varina
	<b>Aug. 12</b>	@ Apex	Piedmont	Fuquay-Varina	@ Chapel Hill	Capital Area	(Bye)
	<b>Sep. 9</b>	(Bye)	@ Capital Area	(Bye)	Apex	Piedmont	Chapel Hill
	<b>Sep. 23</b>	-	-	-	-	-	-
	<b>Oct. 21</b>	Capital Area	Apex	Chapel Hill	(Bye)	@ Fuquay-Varina	@ Piedmont

<b>NCLC Central Division</b>	<b>Feb. 18</b>		Piedmont	Chapel Hill	Fuquay-Varina	Apex	Capital Area
	<b>Mar. 11</b>		@ Pineville	Jacksonville	@ Lake Norman	(Bye)	@ Wilmington
	<b>Mar. 11</b>		Lake Norman	@ Asheville	Charlotte	Wilmington	(Bye)
	<b>April 8</b>		Asheville	(Bye)	(Bye)	(Bye)	Lake Norman
	<b>June 24</b>		(Bye)	(Bye)	@ Asheville	Pineville	(Bye)
	<b>July 22</b>		(Bye)	Charlotte	Wilmington	@ Jacksonville	Pineville
	<b>Aug. 12</b>		@ Charlotte	Lake Norman	@ Pineville	Asheville	@ Jacksonville
	<b>Sep. 9</b>		@ Jacksonville	@ Wilmington	(Bye)	@ Lake Norman	Charlotte
	<b>Sep. 23</b>		-	-	-	-	-
	<b>Oct. 21</b>		Wilmington	@ Pineville	Jacksonville	@ Charlotte	@ Asheville
<b>Dec 2 &amp; 3</b>	Postseason tournament (top 4 teams in each div.) hosted by Wilmington. Saturday, 12:00 & 5:00 - Sunday, 1:00						

# SWEETHEART SHOOTOUT



**February 10-12, 2017**

**8:00 P.M. Friday**

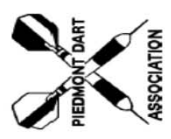
Lack of the Draw 501 & Cricket

**10:00 A.M. Saturday**

Mixed Doubles Cricket	Men's Doubles Cricket	Ladies' Singles Cricket	Men's Singles Cricket	Ladies' Doubles Cricket	Mixed 4 Person 701
-----------------------	-----------------------	-------------------------	-----------------------	-------------------------	--------------------

**11:00 A.M. Sunday**

Mixed Triples 601	Men's Doubles 501	Ladies' Singles 501	Men's Singles 501	Ladies' Doubles 501	Mixed Doubles 501
-------------------	-------------------	---------------------	-------------------	---------------------	-------------------



Entry Fee: \$8.00 per person per event  
All Matches are best 2 of 3 -- Single elimination  
All 01 games are FIDO  
Registration closes when semi-finals of previous event begin

Tournament Location:  
Players Sports Bar 336-294-7667  
5211-A W. Market St.  
Greensboro, NC 27409

Tournament Directors:  
Brooke Miller 336-817-0909  
Nancy Coley 336-299-8068

## Spring 2017 RDL Top Singles+Doubles Records (by division) (through week 2)

(All statistics are current, as all scoresheets have been received so far.) (Game mins. required for these listings: 4 for divs. A/B/C/H, 3 for divs. D/E/F/G)

<u>"A" Division</u>					<u>"E" Division</u>						
		W	L	%-age			W	L	%-age		
1	Gelberg, Dave	A3/ Lunatic Fringe	8	0	1.000	1	Keim, Roger	E3/ Sofa Kings	8	0	1.000
	Massengill, Chad	A1/ This Is Element	8	0	1.000		Hall, Steve	E6/ Red-eye Rangers	4	0	1.000
	Phillips, Robbie	A1/ This Is Element	8	0	1.000		Barletta, Phil	E2/ Coach's Last Stand	3	0	1.000
	Johnson, Michael	A2/ Appetite for Destruction	4	0	1.000	4	Borza, Doug	E3/ Sofa Kings	7	1	0.875
	Mozzetti, Tim	A2/ Appetite for Destruction	4	0	1.000	5	Harrell, Walter	E3/ Sofa Kings	6	1	0.857
	Tan, Wil	A1/ This Is Element	4	0	1.000		Mitchell, Liz	E1/ Shark Shooters	6	1	0.857
7	Brown, Tom	A1/ This Is Element	7	1	0.875	7	Alcon, Tony	E3/ Sofa Kings	6	2	0.750
	Kramer, John	A1/ This Is Element	7	1	0.875		Smelik, Pat	E4/ Game of Throws	6	2	0.750
	Mitchell, Sid	A2/ Appetite for Destruction	7	1	0.875		Deemer, Randy	E5/ Hump Day!	3	1	0.750
	Reygers, Jeff	A7/ Dead Beats	7	1	0.875		Ferguson, Travis	E5/ Hump Day!	3	1	0.750
11	Stankevich, Scott	A2/ Appetite for Destruction	5	1	0.833		Jones, Grey	E6/ Red-eye Rangers	3	1	0.750
	Thompson, Victor	A2/ Appetite for Destruction	5	1	0.833		Montesi, Chris	E4/ Game of Throws	3	1	0.750
13	(two tied)		6	2	0.750		Raper, Jeromie	E6/ Red-eye Rangers	3	1	0.750
	(three tied)		3	1	0.750	14	McNamara, Tim	E7/ Something Inappropriate	5	2	0.714
<u>"B" Division</u>					<u>"F" Division</u>						
		W	L	%-age			W	L	%-age		
1	Naylor, Dan	B7/ Kiss My WHAT?!	8	0	1.000	1	Dehnel, Sebastian	F4/ Chatham Street Elite	4	0	1.000
	Reitano, Sal	B1/ Shaunt Be Shutout	7	0	1.000		Limerick, Jeremy	F3/ All Flights Matter	4	0	1.000
	Zawrotniak, Joe	B2/ Rif Raf	7	0	1.000	3	Seltzer, Josh	F7/ Don't Hit The Scorekeep	8	1	0.889
4	Jur, Jess	B2/ Rif Raf	7	1	0.875	4	Converse, Stan	F6/ Ducks of War	7	1	0.875
	Krasnow, Dave	B8/ Them Handsome Devils	7	1	0.875	5	Ryan, Sean	F4/ Chatham Street Elite	7	2	0.778
6	Bathurst, Ryan	B7/ Kiss My WHAT?!	6	1	0.857	6	Ellis, Tim	F6/ Ducks of War	6	2	0.750
	Martin, David	B2/ Rif Raf	6	1	0.857		Lefebvre, C.J.	F4/ Chatham Street Elite	6	2	0.750
8	Foushee, Eugene	B1/ Shaunt Be Shutout	5	1	0.833		Vick, Justin	F7/ Don't Hit The Scorekeep	6	2	0.750
9	Carroll, John	B1/ Shaunt Be Shutout	6	2	0.750		Willis, Tolson	F1/ Death Throw	6	2	0.750
	Foushee, Kevin	B1/ Shaunt Be Shutout	6	2	0.750		Bohn, Andy	F7/ Don't Hit The Scorekeep	3	1	0.750
	Howard, Brian	B5/ Shooter McGavin	6	2	0.750	11	Carroll, Josh	F2/ Coral Reefers	2	1	0.667
	Johnson, Dave	B3/ Menace 2 Sobriety	6	2	0.750		Patskoski, Jason	F2/ Coral Reefers	2	1	0.667
	White, J.J.	B3/ Menace 2 Sobriety	6	2	0.750	13	(three tied)		5	3	0.625
	Wilson, Chris	B4/ Methodical Madness	6	2	0.750						
<u>"C" Division</u>					<u>"G" Division</u>						
		W	L	%-age			W	L	%-age		
1	Bennett, Will	C3/ Dartistic License	8	0	1.000	1	White, Vic	G6/ Bull Hunters	4	0	1.000
	Buckman, Dave	C1/ Cheap Shots	4	0	1.000	2	Bushman, Brad	G7/ Show Me Your Tips	7	1	0.875
3	Preciado, Amanda	C5/ Fire For Effect	6	1	0.857	3	Bowen, Andy	G3/ Walking the Wire	6	1	0.857
4	Reece, Robert	C7/ Mike's Garage	4	1	0.800	4	Barlow, Brian	G4/ Is It In?	6	2	0.750
5	Hall, Josh	C1/ Cheap Shots	7	2	0.778		Lane, Bob	G7/ Show Me Your Tips	6	2	0.750
6	Adams, Brad	C8/ Never Trust a Dart	6	2	0.750		Millius, Mike	G4/ Is It In?	6	2	0.750
	Dean, Jay	C3/ Dartistic License	6	2	0.750		Rigert, Joe, Sr.	G1/ Wayne Gretzky	6	2	0.750
	Denton, Fon	C3/ Dartistic License	6	2	0.750		Therrien, Dan	G1/ Wayne Gretzky	6	2	0.750
	Krestalude, Andy	C4/ The Bunkers	6	2	0.750		Cannizzaro, Anthony	G6/ Bull Hunters	3	1	0.750
	Martinez, Vince	C4/ The Bunkers	6	2	0.750		Jefferys, Lee	G6/ Bull Hunters	3	1	0.750
	Blackwelder, Deborah	C5/ Fire For Effect	3	1	0.750		Smith, Scott	G2/ All About That Bull	3	1	0.750
12	Gardner, Mike	C7/ Mike's Garage	5	2	0.714	12	Powell, Lee	G7/ Show Me Your Tips	4	2	0.667
13	McWhorter, Mike	C6/ Big Bulls	4	2	0.667		Rigert, Joe, Jr.	G1/ Wayne Gretzky	4	2	0.667
14	(eight tied)		5	3	0.625		Metivier, Sam	G4/ Is It In?	2	1	0.667
<u>"D" Division</u>					<u>"H" Division</u>						
		W	L	%-age			W	L	%-age		
1	Macias, Anthony	D1/ Armed and Hammered	4	0	1.000	1	Murphy, James	H5/ Brown's Bombers	7	1	0.875
	Madey, Ryan	D7/ We've Got Big Bulls	4	0	1.000	2	Butterworth, Jim	H8/ Bulls Up!	6	1	0.857
	Howley, John	D3/ Ted's DeploraBull Empc	3	0	1.000	3	Budd, Shawn	H7/ Just A Bit Outside	5	1	0.833
4	Long, Steve	D3/ Ted's DeploraBull Empc	7	1	0.875		Letsch, Dempsey	H3/ Ballistic Behavior	5	1	0.833
5	Kruger, Lonny	D4/ Sharky's Machine	6	2	0.750	5	Fox, Chris	H2/ Irish Ton	8	2	0.800
	McEwen, William	D3/ Ted's DeploraBull Empc	6	2	0.750	6	Cominole, Jeremy	H2/ Irish Ton	7	2	0.778
	Trefzger, Ken	D2/ One Armed Bandits	6	2	0.750		Lisk, Jon	H6/ Tips & Shafts	7	2	0.778
	Iager, John	D6/ Bullseye Brewers	3	1	0.750	8	Ball, Pat	H1/ Chalker's Nightmare	6	2	0.750
	Merkle, Patrick	D7/ We've Got Big Bulls	3	1	0.750		Borgna, Andrew	H6/ Tips & Shafts	6	2	0.750
	Shengulette, Jerry	D6/ Bullseye Brewers	3	1	0.750		Hayward, Georgia	H3/ Ballistic Behavior	6	2	0.750
	Winters, Tom	D5/ Dynamic Darts	3	1	0.750		Kincaid, Lisa	H1/ Chalker's Nightmare	6	2	0.750
12	Litzsinger, Mike	D6/ Bullseye Brewers	5	2	0.714		Phillips, Josh	H3/ Ballistic Behavior	6	2	0.750
	Simpson, Aden	D1/ Armed and Hammered	5	2	0.714	13	Frederick, Karl	H8/ Bulls Up!	4	2	0.667
14	(two tied)				0.667	14	Rossbach, Mark	H2/ Irish Ton	7	4	0.636

<u>Women's Records</u>					
		W	L	%-age	
<i>B</i>	Bathurst, Alyssa	B7/ Kiss My WHAT?!	2	2	0.500
	Scheppele, Julie	B7/ Kiss My WHAT?!	2	3	0.400
<i>C</i>	Preciado, Amanda	C5/ Fire For Effect	6	1	0.857
	Blackwelder, Deborah	C5/ Fire For Effect	3	1	0.750
<i>D</i>	Hulse, Lura	D1/ Armed and Hammered	3	3	0.500
	Jackson, Kelly	D5/ Dynamic Darts	1	2	0.333
<i>E</i>	Mitchell, Liz	E1/ Shark Shooters	6	1	0.857
	Chesson, Jessica	E7/ Something Inappropriate	1	4	0.200

(# of women by division: A-0, B-7, C-5, D-5, E-4, F-6, G-5, H-17)					
		W	L	%-age	
<i>F</i>	Massengill, Devin	F5/ Dart Buddies	4	3	0.571
	Andersen, Nancy	F5/ Dart Buddies	2	3	0.400
<i>G</i>	Wilson, Misty	G1/ Wayne Gretzky	3	2	0.600
	(two tied)		2	2	0.500
<i>H</i>	Hayward, Georgia	H3/ Ballistic Behavior	6	2	0.750
	Kincaid, Lisa	H1/ Chalker's Nightmare	6	2	0.750
	Boutieller, Tina	H1/ Chalker's Nightmare	5	3	0.625
	Pfeiffer, Anna	H4/ Chalk it Up	5	3	0.625



## Spring 2017 RDL Top All-Star Point Averages (by division) (through week 2)

(All statistics are current, as all scoresheets have been received so far.) (Game mins. required for these listings: 4 for divs. A/B/C/H, 3 for divs. D/E/F/G)

<u>"A" Division</u>				ASP	TGP	Ave.	<u>"E" Division</u>				ASP	TGP	Ave.
1	Phillips, Robbie	A1/ This Is Element	19.0	8	2.375	1	McNamara, Tim	E7/ Something Inappropriate	8.0	7	1.143		
2	Gaulthier, Kyle	A7/ Dead Beats	12.0	7	1.714	2	Gallagher, Jim	E2/ Coach's Last Stand	9.0	8	1.125		
3	Work, Joe	A4/ North Raleigh Alliance	12.5	8	1.563		Jones, Grey	E6/ Red-eye Rangers	4.5	4	1.125		
4	Brown, Tom	A1/ This Is Element	12.0	8	1.500	4	Bozza, Doug	E3/ Sofa Kings	8.5	8	1.063		
	Cusher, Dean	A2/ Appetite for Destruction	10.5	7	1.500	5	Warshawsky, Larry	E5/ Hump Day!	4.0	4	1.000		
	Tan, Wil	A1/ This Is Element	6.0	4	1.500	6	Ferguson, Travis	E5/ Hump Day!	3.5	4	0.875		
7	Massengill, Chad	A1/ This Is Element	11.5	8	1.438		Montesi, Chris	E4/ Game of Throws	3.5	4	0.875		
8	Reygers, Jeff	A7/ Dead Beats	11.0	8	1.375	8	Alcon, Tony	E3/ Sofa Kings	6.5	8	0.813		
9	Mitchell, Sid	A2/ Appetite for Destruction	10.5	8	1.313		Smelik, Pat	E4/ Game of Throws	6.5	8	0.813		
10	Parker, Charles	A7/ Dead Beats	6.0	5	1.200	10	Woodard, Dave	E2/ Coach's Last Stand	5.5	7	0.786		
11	Huffman, David	A4/ North Raleigh Alliance	9.5	8	1.188	11	Maley, Dave	E3/ Sofa Kings	6.0	8	0.750		
12	Eason, Joel	A3/ Lunatic Fringe	7.0	6	1.167		Raper, Jeromie	E6/ Red-eye Rangers	3.0	4	0.750		
13	Zelinack, Jason	A4/ North Raleigh Alliance	8.0	7	1.143	13	Deemer, Randy	E5/ Hump Day!	2.5	4	0.625		
14	(two tied)		4.5	4	1.125		Rutten, Pete	E5/ Hump Day!	2.5	4	0.625		
<u>"B" Division</u>				ASP	TGP	Ave.	<u>"F" Division</u>				ASP	TGP	Ave.
1	Naylor, Dan	B7/ Kiss My WHAT?!	14.0	8	1.750	1	Limerick, Jeremy	F3/ All Flights Matter	5.0	4	1.250		
2	Jur, Jess	B2/ Rif Raf	13.5	8	1.688	2	Roseman, Sean	F2/ Coral Reefers	4.0	4	1.000		
3	Watson, Jeff, Jr.	B7/ Kiss My WHAT?!	8.5	6	1.417		Surber, Dave	F3/ All Flights Matter	4.0	4	1.000		
4	Zawrotniak, Joe	B2/ Rif Raf	9.0	7	1.286	4	Dehnel, Sebastian	F4/ Chatham Street Elite	3.5	4	0.875		
5	Reitano, Sal	B1/ Shaunt Be Shutout	8.5	7	1.214	5	Britt, Jake	F2/ Coral Reefers	2.5	3	0.833		
6	Krasnow, Dave	B8/ Them Handsome Devils	9.0	8	1.125	6	Seltzer, Josh	F7/ Don't Hit The Scorekeep	6.0	9	0.667		
7	Foushee, Kevin	B1/ Shaunt Be Shutout	8.0	8	1.000		Patskoski, Jason	F2/ Coral Reefers	2.0	3	0.667		
	White, J.J.	B3/ Menace 2 Sobriety	8.0	8	1.000	8	Lefebvre, C.J.	F4/ Chatham Street Elite	5.0	8	0.625		
	O'Bryan, Peter	B2/ Rif Raf	7.0	7	1.000		Vick, Justin	F7/ Don't Hit The Scorekeep	5.0	8	0.625		
	Cusman, Ryan	B8/ Them Handsome Devils	4.0	4	1.000	10	Ryan, Sean	F4/ Chatham Street Elite	4.5	9	0.500		
11	Carroll, John	B1/ Shaunt Be Shutout	7.5	8	0.938		Bosier, Sean	F1/ Death Throw	4.0	8	0.500		
	Raquet, Mike	B8/ Them Handsome Devils	7.5	8	0.938		Lalino, Steve	F6/ Ducks of War	2.0	4	0.500		
13	Bathurst, Ryan	B7/ Kiss My WHAT?!	6.0	7	0.857	13	Ives, Danny	F4/ Chatham Street Elite	3.5	8	0.438		
	Martin, David	B2/ Rif Raf	6.0	7	0.857	14	Watson, Jeff, Sr.	F5/ Dart Buddies	3.0	7	0.429		
<u>"C" Division</u>				ASP	TGP	Ave.	<u>"G" Division</u>				ASP	TGP	Ave.
1	Goss, Matt	C5/ Fire For Effect	10.5	7	1.500	1	Bumpass, Mike	G6/ Bull Hunters	4.5	4	1.125		
2	Krestalude, Andy	C4/ The Bunkers	10.0	8	1.250	2	Jefferys, Lee	G6/ Bull Hunters	4.0	4	1.000		
3	Cashin, Jeff	C8/ Never Trust a Dart	9.0	8	1.125	3	Therrien, Dan	G1/ Wayne Gretzky	7.5	8	0.938		
4	Adams, Brad	C8/ Never Trust a Dart	7.5	8	0.938	4	Lane, Bob	G7/ Show Me Your Tips	7.0	8	0.875		
5	Clark, Dan	C2/ Dysfunctional Outlaws	5.5	6	0.917	5	Bialaszewski, Rich	G7/ Show Me Your Tips	5.5	8	0.688		
6	Michaud, Jason	C3/ Dartistic License	7.0	8	0.875	6	Stark, Parker	G3/ Walking the Wire	4.0	6	0.667		
7	Long, Gary	C7/ Mike's Garage	6.0	8	0.750		Miller, Wright	G3/ Walking the Wire	2.0	3	0.667		
	Vance, Hugh	C3/ Dartistic License	6.0	8	0.750	8	Voorhees, Cindy	G2/ All About That Bull	2.5	4	0.625		
9	Steppe, Mike	C2/ Dysfunctional Outlaws	5.0	7	0.714	9	Bowen, Andy	G3/ Walking the Wire	4.0	7	0.571		
10	Peterson, Chris	C2/ Dysfunctional Outlaws	5.5	8	0.688	10	Smith, Jon	G4/ Is It In?	4.5	8	0.563		
11	Bennett, Will	C3/ Dartistic License	5.0	8	0.625	11	Oakley, Richard	G5/ Train Station Shooters	5.0	9	0.556		
	Dean, Jay	C3/ Dartistic License	5.0	8	0.625	12	(four tied)				0.500		
	Hartmann, Pete	C4/ The Bunkers	5.0	8	0.625								
	Martinez, Vince	C4/ The Bunkers	5.0	8	0.625								
<u>"D" Division</u>				ASP	TGP	Ave.	<u>"H" Division</u>				ASP	TGP	Ave.
1	Macias, Anthony	D1/ Armed and Hammered	4.5	4	1.125	1	Brownd, Anthony	H1/ Chalker's Nightmare	5.0	8	0.625		
	Merkle, Patrick	D7/ We've Got Big Bulls	4.5	4	1.125	2	Shirey, Anthony	H3/ Ballistic Behavior	4.0	7	0.571		
	Winters, Tom	D5/ Dynamic Darts	4.5	4	1.125	3	Cominole, Jeremy	H2/ Irish Ton	5.0	9	0.556		
4	Thompson, Barry	D1/ Armed and Hammered	5.5	6	0.917	4	Lisk, Jon	H6/ Tips & Shafts	4.5	9	0.500		
5	Shengulette, Jerry	D6/ Bullseye Brewers	3.5	4	0.875	5	Hiltbrunner, Sherry	H2/ Irish Ton	3.5	8	0.438		
6	Jenkins, John	D1/ Armed and Hammered	2.5	3	0.833		Phillips, Josh	H3/ Ballistic Behavior	3.5	8	0.438		
7	Trefzger, Ken	D2/ One Armed Bandits	6.5	8	0.813	7	Frederick, Karl	H8/ Bulls Up!	2.5	6	0.417		
8	Simpson, Aden	D1/ Armed and Hammered	5.5	7	0.786	8	Hayward, Georgia	H3/ Ballistic Behavior	3.0	8	0.375		
9	Long, Steve	D3/ Ted's DeploraBull Empc	6.0	8	0.750	9	Collins, Richard	H7/ Just A Bit Outside	2.5	7	0.357		
	Snyder, Mike	D6/ Bullseye Brewers	6.0	8	0.750	10	Letsch, Dempsey	H3/ Ballistic Behavior	2.0	6	0.333		
11	Bither, Dana	D7/ We've Got Big Bulls	2.0	3	0.667	11	Thaxter, Norm	H6/ Tips & Shafts	3.5	11	0.318		
12	Kiser, Lyman	D2/ One Armed Bandits	3.5	6	0.583	12	Kincaid, Lisa	H1/ Chalker's Nightmare	2.5	8	0.313		
13	Thomas, Joe	D3/ Ted's DeploraBull Empc	4.5	8	0.563		Lawrence, Jonathan	H4/ Chalk it Up	2.5	8	0.313		
14	(four tied)				0.500	14	(four tied)		2.0	7	0.286		

<u>Women's Records</u>				ASP	TGP	Ave.
B	Cotton, Barbara	B6/ Who Gives A Cork?	3.0	4	0.750	
	Taylor, Tisha	B7/ Kiss My WHAT?!	3.0	6	0.500	
C	Hartmann, Erin	C4/ The Bunkers	4.0	8	0.500	
	Blackwelder, Deborah	C5/ Fire For Effect	2.0	4	0.500	
D	Jackson, Kelly	D5/ Dynamic Darts	1.0	3	0.333	
	(two tied)				0.000	
E	Mitchell, Liz	E1/ Shark Shooters	2.0	7	0.286	
(two tied)					0.000	

(# of women by division: A-0, B-7, C-5, D-5, E-4, F-6, G-5, H-17)						
F	Andersen, Nancy	F5/ Dart Buddies	2.0	5	0.400	
	Massengill, Devin	F5/ Dart Buddies	2.5	7	0.357	
G	Voorhees, Cindy	G2/ All About That Bull	2.5	4	0.625	
	Gaines, Lauren	G1/ Wayne Gretzky	2.5	8	0.313	
H	Hiltbrunner, Sherry	H2/ Irish Ton	3.5	8	0.438	
	Hayward, Georgia	H3/ Ballistic Behavior	3.0	8	0.375	
	Kincaid, Lisa	H1/ Chalker's Nightmare	2.5	8	0.313	
	Massey, Amy	H8/ Bulls Up!	2.0	7	0.286	

	Singles 301	Singles Cricke	Singles Record	Singles Win %-age	Doubles Cricke	Doubles 501	Doubles Record	Doubles Win %-age	Sngls + Dbls Record	Sngls + Dbls Win %-age	Tiebreaker Ws	Tiebreaker Ls	All-Star Points	Games Played	All-Star Point Average	Matches Played
A1/ This Is Element	10 2	11 1	21 3	0.875	6 0	5 1	11 1	0.917	43 5	0.896	0 0	67.5	48	1.406		
A 10 Kilts, Jason	1 1	1 1	2 2	0.500	2 0	2 0	4 0	1.000	6 2	0.750	0 0	8.0	8	1.000	2	
A 11 Brown, Tom	1 1	2 0	3 1	0.750	2 0	2 0	4 0	1.000	7 1	0.875	0 0	12.0	8	1.500	2	
A 12 Jacobi, Paul	1 0	1 0	2 0	1.000	1 0	0 1	1 1	0.500	3 1	0.750	0 0	3.0	4	0.750	1	
A 13 Knight, Mark	0 0	0 0	0 0	---	0 0	0 0	0 0	---	0 0	---	0 0	0.0	0	---	0	
A 14 Kramer, John	2 0	2 0	4 0	1.000	2 0	1 1	3 1	0.750	7 1	0.875	0 0	8.0	8	1.000	2	
A 15 Massengill, Chad	2 0	2 0	4 0	1.000	2 0	2 0	4 0	1.000	8 0	1.000	0 0	11.5	8	1.438	2	
A 16 Phillips, Robbie	2 0	2 0	4 0	1.000	2 0	2 0	4 0	1.000	8 0	1.000	0 0	19.0	8	2.375	2	
A 17 Smith, Allen	0 0	0 0	0 0	---	0 0	0 0	0 0	---	0 0	---	0 0	0.0	0	---	0	
A 18 Tan, Wil	1 0	1 0	2 0	1.000	1 0	1 0	2 0	1.000	4 0	1.000	0 0	6.0	4	1.500	1	
A2/ Appetite for Destruction	9 3	9 3	18 6	0.750	4 2	5 1	9 3	0.750	36 12	0.750	0 0	50.0	48	1.042		
A 20 Mitchell, Sid	1 1	2 0	3 1	0.750	2 0	2 0	4 0	1.000	7 1	0.875	0 0	10.5	8	1.313	2	
A 21 Mozzetti, Tim "Tex"	1 0	1 0	2 0	1.000	1 0	1 0	2 0	1.000	4 0	1.000	0 0	4.0	4	1.000	1	
A 22 Johnson, Michael	1 0	1 0	2 0	1.000	1 0	1 0	2 0	1.000	4 0	1.000	0 0	4.0	4	1.000	1	
A 23 Andersen, Dylan	0 1	0 1	0 2	0.000	0 0	0 0	0 0	---	0 2	0.000	0 0	0.0	2	0.000	1	
A 24 Gaglione, Joey	2 0	1 0	3 0	1.000	0 1	1 1	1 2	0.333	4 2	0.667	0 0	4.5	6	0.750	2	
A 25 Cusher, Dean	1 0	1 1	2 1	0.667	2 0	1 1	3 1	0.750	5 2	0.714	0 0	10.5	7	1.500	2	
A 26 Stankevich, Scott	0 1	1 0	1 1	0.500	2 0	2 0	4 0	1.000	5 1	0.833	0 0	5.5	6	0.917	2	
A 27 Thompson, Victor	2 0	1 0	3 0	1.000	0 1	2 0	2 1	0.667	5 1	0.833	0 0	2.5	6	0.417	2	
A 28 Persson, Kenny	0 0	1 0	1 0	1.000	0 1	0 0	0 1	0.000	1 1	0.500	0 0	4.0	2	2.000	1	
A 29 Seward, Mike	1 0	0 1	1 1	0.500	0 1	0 0	0 1	0.000	1 2	0.333	0 0	4.5	3	1.500	1	
A3/ Lunatic Fringe	10 2	8 4	18 6	0.750	3 3	4 2	7 5	0.583	32 16	0.667	0 0	32.5	48	0.677		
A 30 Eason, Joel	0 0	1 1	1 1	0.500	1 1	1 1	2 2	0.500	3 3	0.500	0 0	7.0	6	1.167	2	
A 31 Terry, Bob	2 0	2 0	4 0	1.000	0 2	1 0	1 2	0.333	5 2	0.714	0 0	5.5	7	0.786	2	
A 32 Hamilton, Billy	1 0	1 0	2 0	1.000	0 0	0 0	0 0	---	2 0	1.000	0 0	1.0	2	0.500	1	
A 33 Bakowski, Adam	1 0	1 1	2 1	0.667	1 0	1 1	2 1	0.667	4 2	0.667	0 0	4.5	6	0.750	2	
A 34 Lane, Tim	1 1	1 0	2 1	0.667	0 2	2 0	2 2	0.500	4 3	0.571	0 0	1.0	7	0.143	2	
A 35 Gelberg, Dave	2 0	2 0	4 0	1.000	2 0	2 0	4 0	1.000	8 0	1.000	0 0	7.0	8	0.875	2	
A 36 Hall, Mike	2 0	0 2	2 2	0.500	1 1	0 2	1 3	0.250	3 5	0.375	0 0	5.5	8	0.688	2	
A 37 Jeffcoat, Doug	1 1	0 0	1 1	0.500	1 0	1 0	2 0	1.000	3 1	0.750	0 0	1.0	4	0.250	2	
A4/ North Raleigh Alliance	7 5	5 7	12 12	0.500	2 4	2 4	4 8	0.333	20 28	0.417	0 0	44.5	48	0.927		
A 40 Zelinack, Jason	1 1	0 1	1 2	0.333	1 1	1 1	2 2	0.500	3 4	0.429	0 0	8.0	7	1.143	2	
A 41 Work, Joe	2 0	2 0	4 0	1.000	1 1	1 1	2 2	0.500	6 2	0.750	0 0	12.5	8	1.563	2	
A 42 Tanner, Dave	0 1	0 2	0 3	0.000	1 1	0 2	1 3	0.250	1 6	0.143	0 0	3.5	7	0.500	2	
A 43 Huffman, David	1 1	1 1	2 2	0.500	1 1	1 1	2 2	0.500	4 4	0.500	0 0	9.5	8	1.188	2	
A 44 Spaulding, Paul	0 1	0 0	0 1	0.000	0 0	1 0	1 0	1.000	1 1	0.500	0 0	0.0	2	0.000	1	
A 45 Kerr, Jim	2 0	1 1	3 1	0.750	0 2	0 1	0 3	0.000	3 4	0.429	0 0	4.5	7	0.643	2	
A 46 Bir, Tom	0 0	1 0	1 0	1.000	0 0	0 1	0 1	0.000	1 1	0.500	0 0	0.0	2	0.000	1	
A 47 Peele, Jim	1 1	0 2	1 3	0.250	0 2	0 1	0 3	0.000	1 6	0.143	0 0	6.5	7	0.929	2	
A5/ Beer View Mirrors	1 11	3 9	4 20	0.167	3 3	1 5	4 8	0.333	12 36	0.250	0 0	26.0	48	0.542		
A 50 Fournier, Jeff	0 1	1 1	1 2	0.333	1 1	0 2	1 3	0.250	2 5	0.286	0 0	6.0	7	0.857	2	
A 51 Holland, Steve	0 0	0 0	0 0	---	0 0	0 0	0 0	---	0 0	---	0 0	0.0	0	---	0	
A 52 Rodgers, Trey	0 1	1 0	1 1	0.500	1 0	1 0	2 0	1.000	3 1	0.750	0 0	4.5	4	1.125	1	
A 53 Murdaugh, John	0 2	1 1	1 3	0.250	0 2	0 1	0 3	0.000	1 6	0.143	0 0	6.5	7	0.929	2	
A 54 Wells, John "Boy"	0 2	0 2	0 4	0.000	0 2	0 2	0 4	0.000	0 8	0.000	0 0	1.0	8	0.125	2	
A 55 Beaudoin, Paul	1 1	0 2	1 3	0.250	2 0	1 1	3 1	0.750	4 4	0.500	0 0	4.0	8	0.500	2	
A 56 Jones, Jeff	0 2	0 2	0 4	0.000	0 1	0 2	0 3	0.000	0 7	0.000	0 0	1.5	7	0.214	2	
A 57 Sellers, Mark	0 2	0 1	0 3	0.000	2 0	0 2	2 2	0.500	2 5	0.286	0 0	2.5	7	0.357	2	
A6/ Nine Lives	2 10	1 11	3 21	0.125	1 5	1 5	2 10	0.167	7 41	0.146	0 0	16.0	48	0.333		
A 60 Romanchek, David	1 1	0 2	1 3	0.250	1 1	1 0	2 1	0.667	3 4	0.429	0 0	4.0	7	0.571	2	
A 61 Smith, Butch	1 1	0 2	1 3	0.250	0 2	0 2	0 4	0.000	1 7	0.125	0 0	4.0	8	0.500	2	
A 62 Copple, Matthew	0 2	1 1	1 3	0.250	1 1	0 2	1 3	0.250	2 6	0.250	0 0	1.5	8	0.188	2	
A 63 Mays, John	0 2	0 0	0 2	0.000	0 2	0 2	0 4	0.000	0 6	0.000	0 0	0.0	6	0.000	2	
A 64 Marsden, James	0 0	0 2	0 2	0.000	0 2	0 2	0 4	0.000	0 6	0.000	0 0	0.0	6	0.000	2	
A 65 Gibson, Jack	0 0	0 0	0 0	---	0 0	0 0	0 0	---	0 0	---	0 0	0.0	0	---	0	
A 66 Keever, David	0 2	0 2	0 4	0.000	0 0	1 1	1 1	0.500	1 5	0.167	0 0	1.0	6	0.167	2	
A 67 Porcelli, Robb	0 2	0 2	0 4	0.000	0 2	0 1	0 3	0.000	0 7	0.000	0 0	5.5	7	0.786	2	
A7/ Dead Beats	7 5	7 5	14 10	0.583	3 3	4 2	7 5	0.583	28 20	0.583	0 0	50.5	48	1.052		
A 70 Parker, Charles	1 1	0 0	1 1	0.500	1 1	1 0	2 1	0.667	3 2	0.600	0 0	6.0	5	1.200	2	
A 71 Lloyd, Billy	0 1	0 1	0 2	0.000	0 1	1 0	1 1	0.500	1 3	0.250	0 0	4.5	4	1.125	1	
A 72 Reygers, Jeff	2 0	1 1	3 1	0.750	2 0	2 0	4 0	1.000	7 1	0.875	0 0	11.0	8	1.375	2	
A 73 Gauthier, Kyle	0 1	2 0	2 1	0.667	1 1	1 1	2 2	0.500	4 3	0.571	0 0	12.0	7	1.714	2	
A 74 Fischlein, Kris	0 1	1 1	1 2	0.333	0 1	1 1	1 2	0.333	2 4	0.333	0 0	3.0	6	0.500	2	
A 75 Anderson, Ryan	1 0	1 1	2 1	0.667	1 1	1 0	2 1	0.667	4 2	0.667	0 0	2.0	6	0.333	2	
A 76 Groce, Nate	1 1	0 1	1 2	0.333	0 0	1 1	1 1	0.500	2 3	0.400	0 0	4.5	5	0.900	2	
A 77 Varnadoe, Matt	0 0	0 0	0 0	---	0 0	0 0	0 0	---	0 0	---	0 0	0.0	0	---	0	
A 78 Keller, Tony	2 0	2 0	4 0	1.000	1 1	0 1	1 2	0.333	5 2	0.714	0 0	7.5	7	1.071	2	
A8/ Brass Monkeys	2 10	4 8	6 18	0.250	2 4	2 4	4 8	0.333	14 34	0.292	0 0	21.5	48	0.448		
A 80 Bunn, Tim	0 1	1 1	1 2	0.333	1 1	0 1	1 2	0.333	2 4	0.333	0 0	2.0	6	0.333	2	
A 81 Oakley, Jerry	0 2	0 2	0 4	0.000	1 1	2 0	3 1	0.750	3 5	0.375	0 0	4.0	8	0.500	2	
A 82 Massengill, Randy	1 0	0 1	1 1	0.500	0 0	0 1	0 1	0.000	1 2	0.333	0 0	1.0	3	0.333	1	
A 83 Crites, Randy	0 1	1 0	1 1	0.500	0 1	1 0	1 1	0.500	2 2	0.500	0 0	2.0	4	0.500	1	
A 84 Kuhns, John	0 2	0 1	0 3	0.000	0 1	0 2	0 3	0.000	0 6	0.000	0 0	1.0	6	0.167	2	
A 85 Wall, Keith	0 2	1 1	1 3	0.250	1 1	0 2	1 3	0.250	2 6	0.250	0 0	4.5	8	0.563	2	
A 86 Salemo, Joe	0 1	0 1	0 2	0.000	1 1	1 0	2 1	0.667	2 3	0.400	0 0	3.5	5	0.700	2	
A 87 Gibbs, Keith	1 1	1 1	2 2	0.500	0 2	0 2	0 4	0.000	2 6	0.250	0 0	3.5	8	0.438	2	

	Singles 301	Singles Cricket	Singles Record	Singles Win %-age	Doubles Cricket	Doubles 501	Doubles Record	Doubles Win %-age	Sngls + Dbls Record	Sngls + Dbls Win %-age	Tiebreaker Ws	Tiebreaker Ls	All-Star Points	Games Played	All-Star Point Average	Matches Played
<b>B1/ Shaunt Be Shutout</b>	9 3	9 3	18 6	0.750	4 2	5 1	9 3	0.750	36 12	0.750	0 0	36.5	48	0.760		
B 10 Maccini, Billy	0 1	1 0	1 1	0.500	0 0	1 0	1 0	1.000	2 1	0.667	0 0	2.0	3	0.667	1	
B 11 Reitano, Sal	1 0	2 0	3 0	1.000	2 0	2 0	4 0	1.000	7 0	1.000	0 0	8.5	7	1.214	2	
B 12 Bradshaw, Rick	0 0	1 0	1 0	1.000	0 1	0 0	0 1	0.000	1 1	0.500	0 0	2.0	2	1.000	1	
B 13 Jobe, C.J.	2 0	1 0	3 0	1.000	0 2	2 0	2 2	0.500	5 2	0.714	0 0	4.0	7	0.571	2	
B 14 Wright, Tyler	1 1	1 1	2 2	0.500	1 0	1 1	2 1	0.667	4 3	0.571	0 0	2.0	7	0.286	2	
B 15 Foushee, Eugene	2 0	1 0	3 0	1.000	1 1	1 0	2 1	0.667	5 1	0.833	0 0	2.5	6	0.417	2	
B 16 Foushee, Kevin	2 0	1 1	3 1	0.750	2 0	1 1	3 1	0.750	6 2	0.750	0 0	8.0	8	1.000	2	
B 17 Carroll, John "JC"	1 1	1 1	2 2	0.500	2 0	2 0	4 0	1.000	6 2	0.750	0 0	7.5	8	0.938	2	
<b>B2/ Rif Raf</b>	8 4	7 5	15 9	0.625	4 2	4 2	8 4	0.667	31 17	0.646	0 0	38.5	48	0.802		
B 20 Gaertner, Brian	0 2	0 0	0 2	0.000	0 1	2 0	2 1	0.667	2 3	0.400	0 0	0.0	5	0.000	2	
B 21 St. Clair, Matt	0 1	0 2	0 3	0.000	2 0	1 1	3 1	0.750	3 4	0.429	0 0	3.0	7	0.429	2	
B 22 Jur, Jess	2 0	2 0	4 0	1.000	2 0	1 1	3 1	0.750	7 1	0.875	0 0	13.5	8	1.688	2	
B 23 Horger, Dennis	0 0	0 1	0 1	0.000	1 0	0 1	1 1	0.500	1 2	0.333	0 0	0.0	3	0.000	1	
B 24 Martin, David	2 0	2 0	4 0	1.000	1 0	1 1	2 1	0.667	6 1	0.857	0 0	6.0	7	0.857	2	
B 25 Zawrotniak, Joe	2 0	2 0	4 0	1.000	2 0	1 0	3 0	1.000	7 0	1.000	0 0	9.0	7	1.286	2	
B 26 O'Bryan, Peter	2 0	1 1	3 1	0.750	0 2	1 0	1 2	0.333	4 3	0.571	0 0	7.0	7	1.000	2	
B 27 Vincent, Daniel	0 1	0 0	0 1	0.000	0 1	1 0	1 1	0.500	1 2	0.333	0 0	0.0	3	0.000	1	
B 28 Crowe, Jason	0 0	0 1	0 1	0.000	0 0	0 0	0 0	---	0 1	0.000	0 0	0.0	1	0.000	1	
<b>B3/ Menace 2 Sobriety</b>	6 6	4 8	10 14	0.417	4 2	2 4	6 6	0.500	22 26	0.458	0 0	17.0	48	0.354		
B 30 Johnson, Dave	2 0	1 1	3 1	0.750	2 0	1 1	3 1	0.750	6 2	0.750	0 0	2.0	8	0.250	2	
B 31 Bouchard, Keith	0 2	0 2	0 4	0.000	2 0	1 1	3 1	0.750	3 5	0.375	0 0	1.0	8	0.125	2	
B 32 White, J.J.	1 1	2 0	3 1	0.750	2 0	1 1	3 1	0.750	6 2	0.750	0 0	8.0	8	1.000	2	
B 33 Staley, Shawn	2 0	0 0	2 0	1.000	0 0	0 2	0 2	0.000	2 2	0.500	0 0	1.0	4	0.250	2	
B 34 Polenz, Steve	0 1	0 0	0 1	0.000	0 1	0 1	0 2	0.000	0 3	0.000	0 0	1.0	3	0.333	1	
B 35 Price, Brady	1 1	1 1	2 2	0.500	2 0	1 1	3 1	0.750	5 3	0.625	0 0	3.0	8	0.375	2	
B 36 McCartney, Eric	0 1	0 2	0 3	0.000	0 2	0 1	0 3	0.000	0 6	0.000	0 0	1.0	6	0.167	2	
B 37 Patel, Sam	0 0	0 2	0 2	0.000	0 1	0 0	0 1	0.000	0 3	0.000	0 0	0.0	3	0.000	2	
B 38 Kareiva, Keith	0 0	0 0	0 0	---	0 0	0 0	0 0	---	0 0	---	0 0	0.0	0	---	0	
B 39 (paid - but unfilled)	0 0	0 0	0 0	---	0 0	0 0	0 0	---	0 0	---	0 0	0.0	0	---	0	
<b>B4/ Methodical Madness</b>	6 6	5 7	11 13	0.458	3 3	1 5	4 8	0.333	19 29	0.396	0 0	19.0	48	0.396		
B 40 Venable, Mike	0 2	0 2	0 4	0.000	0 2	0 2	0 4	0.000	0 8	0.000	0 0	2.5	8	0.313	2	
B 41 Neill, Greg	1 1	0 2	1 3	0.250	1 1	1 1	2 2	0.500	3 5	0.375	0 0	3.0	8	0.375	2	
B 42 Stephenson, Scott	0 1	1 0	1 1	0.500	0 1	0 1	0 2	0.000	1 3	0.250	0 0	1.5	4	0.375	1	
B 43 Wilson, John	0 0	0 0	0 0	---	0 0	0 0	0 0	---	0 0	---	0 0	0.0	0	---	0	
B 44 Collins, Craig	1 0	1 0	2 0	1.000	1 1	0 2	1 3	0.250	3 3	0.500	0 0	0.0	6	0.000	1	
B 45 O'Neal, Chris	2 1	1 2	3 3	0.500	2 0	0 2	2 2	0.500	5 5	0.500	0 0	3.5	10	0.350	2	
B 46 Stewart, Pete	0 1	0 1	0 2	0.000	1 0	0 1	1 1	0.500	1 3	0.250	0 0	3.0	4	0.750	1	
B 47 Citrak, Sheldon	0 0	0 0	0 0	---	0 0	0 0	0 0	---	0 0	---	0 0	0.0	0	---	0	
B 48 Wilson, Chris	2 0	2 0	4 0	1.000	1 1	1 1	2 2	0.500	6 2	0.750	0 0	5.5	8	0.688	2	
<b>B5/ Shooter McGavin</b>	5 7	6 6	11 13	0.458	3 3	2 4	5 7	0.417	21 27	0.438	0 0	23.0	48	0.479		
B 50 Sautter, Don	1 1	2 0	3 1	0.750	1 1	1 1	2 2	0.500	5 3	0.625	0 0	5.0	8	0.625	2	
B 51 Knott, Ronnie	1 1	1 1	2 2	0.500	2 0	1 1	3 1	0.750	5 3	0.625	0 0	3.0	8	0.375	2	
B 52 Knott, Ryan	0 2	1 1	1 3	0.250	1 1	1 1	2 2	0.500	3 5	0.375	0 0	2.0	8	0.250	2	
B 53 Schon, Chris	1 1	1 1	2 2	0.500	0 2	0 2	0 4	0.000	2 6	0.250	0 0	4.5	8	0.563	2	
B 54 Howard, Brian	2 0	1 1	3 1	0.750	2 0	1 1	3 1	0.750	6 2	0.750	0 0	6.0	8	0.750	2	
B 55 Demler, John	0 2	0 2	0 4	0.000	0 2	0 2	0 4	0.000	0 8	0.000	0 0	2.5	8	0.313	2	
<b>B6/ Who Gives A Cork?</b>	2 10	4 8	6 18	0.250	2 4	2 4	4 8	0.333	14 34	0.292	0 0	19.5	48	0.406		
B 60 Knight, Maridy	0 0	0 0	0 0	---	0 0	0 0	0 0	---	0 0	---	0 0	0.0	0	---	0	
B 61 Ackerman, Travis	0 0	0 0	0 0	---	0 0	0 0	0 0	---	0 0	---	0 0	0.0	0	---	0	
B 62 Cotton, Barbara	0 1	0 1	0 2	0.000	0 1	0 1	0 2	0.000	0 4	0.000	0 0	3.0	4	0.750	1	
B 63 Grubb, Ed	0 1	1 0	1 1	0.500	1 0	0 1	1 1	0.500	2 2	0.500	0 0	1.5	4	0.375	1	
B 64 Hamilton, Dawn	0 1	0 2	0 3	0.000	0 1	0 1	0 2	0.000	0 5	0.000	0 0	0.0	5	0.000	1	
B 65 Jeffcoat, Angela	0 3	0 2	0 5	0.000	1 1	0 2	1 3	0.250	1 8	0.111	0 0	2.5	9	0.278	2	
B 66 Mayhew, Zak	1 1	1 1	2 2	0.500	1 1	2 1	3 2	0.600	5 4	0.556	0 0	5.5	9	0.611	2	
B 67 Schmaus, Darren	1 1	1 1	2 2	0.500	0 2	2 0	2 2	0.500	4 4	0.500	0 0	4.5	8	0.563	2	
B 68 Yang, Rob	0 2	1 1	1 3	0.250	1 2	0 2	1 4	0.200	2 7	0.222	0 0	2.5	9	0.278	2	
<b>B7/ Kiss My WHAT?!</b>	5 7	6 6	11 13	0.458	2 4	5 1	7 5	0.583	25 23	0.521	0 0	35.5	48	0.740		
B 70 Schepppe, Julie	0 2	1 0	1 2	0.333	0 1	1 0	1 1	0.500	2 3	0.400	0 0	0.0	5	0.000	2	
B 71 Naylor, Dan	2 0	2 0	4 0	1.000	2 0	2 0	4 0	1.000	8 0	1.000	0 0	14.0	8	1.750	2	
B 72 Bohannon, Zack	0 1	0 1	0 2	0.000	1 0	0 1	1 1	0.500	1 3	0.250	0 0	1.0	4	0.250	2	
B 73 Ellis, E.J.	0 0	0 2	0 2	0.000	0 1	0 0	0 1	0.000	0 3	0.000	0 0	1.0	3	0.333	2	
B 74 Bathurst, Alyssa	0 0	0 2	0 2	0.000	0 0	2 0	2 0	1.000	2 2	0.500	0 0	1.0	4	0.250	2	
B 75 Bathurst, Ryan	2 0	1 0	3 0	1.000	1 1	2 0	3 1	0.750	6 1	0.857	0 0	6.0	7	0.857	2	
B 76 Watson, Jeff, Jr.	0 1	2 0	2 1	0.667	0 2	1 0	1 2	0.333	3 3	0.500	0 0	8.5	6	1.417	2	
B 77 Whitehead, Lee	1 1	0 0	1 1	0.500	0 1	1 1	1 2	0.333	2 3	0.400	0 0	1.0	5	0.200	2	
B 78 Tuck, Mike	0 0	0 0	0 0	---	0 0	0 0	0 0	---	0 0	---	0 0	0.0	0	---	0	
B 79 Taylor, Tisha	0 2	0 1	0 3	0.000	0 2	1 0	1 2	0.333	1 5	0.167	0 0	3.0	6	0.500	2	
<b>B8/ Them Handsome Devils</b>	7 5	7 5	14 10	0.583	2 4	3 3	5 7	0.417	24 24	0.500	0 0	36.0	48	0.750		
B 80 Fournier, Chris	0 1	0 1	0 2	0.000	0 1	0 1	0 2	0.000	0 4	0.000	0 0	1.0	4	0.250	1	
B 81 Krasnow, Dave	2 0	2 0	4 0	1.000	2 0	1 1	3 1	0.750	7 1	0.875	0 0	9.0	8	1.125	2	
B 82 Garland, Bryan	1 1	1 1	2 2	0.500	0 2	1 1	1 3	0.250	3 5	0.375	0 0	5.0	8	0.625	2	
B 83 Brown, Jay	1 1	1 1	2 2	0.500	1 1	1 1	2 2	0.500	4 4	0.500	0 0	6.5	8	0.813	2	
B 84 Cusman, Ryan	0 1	1 0	1 1	0.500	0 1	1 0	1 1	0.500	2 2	0.500	0 0	4.0	4	1.000	1	
B 85 Sarantos, Alex	1 1	1 1	2 2	0.500	1 1	1 1	2 2	0.500	4 4	0.500	0 0	3.0	8	0.375	2	
B 86 Raquet, Mike	2 0	1 1	3 1	0.750	0 2	1 1	1 3	0.250	4 4	0.500	0 0	7.5	8	0.938	2	

	Singles 301	Singles Cricket	Singles Record	Singles Win %-age	Doubles Cricket	Doubles 501	Doubles Record	Doubles Win %-age	Sngls + Dbls Record	Sngls + Dbls Win %-age	Tiebreaker Ws	Tiebreaker Ls	All-Star Points	Games Played	All-Star Point Average	Matches Played
C1/ Cheap Shots	7 5	5 7	12 12	0.500	2 4	4 2	6 6	0.500	24 24	0.500	0 0	10.0	48	0.208		
C 10 Buckman, Dave	1 0	1 0	2 0	1.000	1 0	1 0	2 0	1.000	4 0	1.000	0 0	0.0	4	0.000	1	
C 11 Burney, Gary	2 1	0 3	2 4	0.333	1 2	1 1	2 3	0.400	4 7	0.364	0 0	2.5	11	0.227	2	
C 12 Hindle, Mikey	0 2	0 3	0 5	0.000	1 2	1 1	2 3	0.400	2 8	0.200	0 0	3.0	10	0.300	2	
C 13 Hall, Josh	2 0	2 0	4 0	1.000	1 1	2 1	3 2	0.600	7 2	0.778	0 0	3.5	9	0.389	2	
C 14 James, Bob	1 2	2 0	3 2	0.600	0 2	2 1	2 3	0.400	5 5	0.500	0 0	1.0	10	0.100	2	
C 15 Witz, Steve	0 0	0 0	0 0	---	0 0	0 0	0 0	---	0 0	---	0 0	0.0	0	---	0	
C 16 Hoyt, Chris	1 0	0 1	1 1	0.500	0 1	1 0	1 1	0.500	2 2	0.500	0 0	0.0	4	0.000	1	
C 17 Bemis, Matt	0 0	0 0	0 0	---	0 0	0 0	0 0	---	0 0	---	0 0	0.0	0	---	0	
C2/ Dysfunctional Outlaws	1 11	6 6	7 17	0.292	2 4	2 4	4 8	0.333	15 33	0.313	0 0	22.5	48	0.469		
C 20 Smith, Brian	0 1	0 1	0 2	0.000	0 1	0 0	0 1	0.000	0 3	0.000	0 0	0.0	3	0.000	1	
C 21 Steppe, Mike	0 1	1 1	1 2	0.333	0 2	1 1	1 3	0.250	2 5	0.286	0 0	5.0	7	0.714	2	
C 22 Tant, J.J.	1 1	1 1	2 2	0.500	2 0	1 1	3 1	0.750	5 3	0.625	0 0	3.5	8	0.438	2	
C 23 Talley, Gray	0 1	0 0	0 1	0.000	0 0	0 1	0 1	0.000	0 2	0.000	0 0	0.0	2	0.000	1	
C 24 Raymond, Ryan	0 2	1 1	1 3	0.250	0 2	1 1	1 3	0.250	2 6	0.250	0 0	2.0	8	0.250	2	
C 25 Clark, Dan	0 1	1 1	1 2	0.333	2 0	0 1	2 1	0.667	3 3	0.500	0 0	5.5	6	0.917	2	
C 26 Peterson, Chris	0 2	1 1	1 3	0.250	0 2	1 1	1 3	0.250	2 6	0.250	0 0	5.5	8	0.688	2	
C 27 Fraleigh, Brent	0 2	1 0	1 2	0.333	0 1	0 2	0 3	0.000	1 5	0.167	0 0	1.0	6	0.167	2	
C3/ Dartistic License	5 7	8 4	13 11	0.542	4 2	6 0	10 2	0.833	33 15	0.688	0 0	28.0	48	0.583		
C 30 Denton, Fon	1 1	1 1	2 2	0.500	2 0	2 0	4 0	1.000	6 2	0.750	0 0	3.0	8	0.375	2	
C 31 Bennett, Will	2 0	2 0	4 0	1.000	2 0	2 0	4 0	1.000	8 0	1.000	0 0	5.0	8	0.625	2	
C 32 Vance, Hugh	2 0	1 1	3 1	0.750	0 2	2 0	2 2	0.500	5 3	0.625	0 0	6.0	8	0.750	2	
C 33 McCreddie, Bob	0 0	0 0	0 0	---	0 0	0 0	0 0	---	0 0	---	0 0	0.0	0	---	0	
C 34 Jimenez, Eduardo	0 0	1 1	1 1	0.500	0 2	2 0	2 2	0.500	3 3	0.500	0 0	2.0	6	0.333	2	
C 35 Dean, Jay	0 2	2 0	2 2	0.500	2 0	2 0	4 0	1.000	6 2	0.750	0 0	5.0	8	0.625	2	
C 36 Michaud, Jason	0 2	1 1	1 3	0.250	2 0	2 0	4 0	1.000	5 3	0.625	0 0	7.0	8	0.875	2	
C 37 Greninger, Frank	0 2	0 0	0 2	0.000	0 0	0 0	0 0	---	0 2	0.000	0 0	0.0	2	0.000	2	
C4/ The Bunkers	7 5	8 4	15 9	0.625	5 1	3 3	8 4	0.667	31 17	0.646	0 0	30.5	48	0.635		
C 40 Hartmann, Erin	2 0	0 2	2 2	0.500	2 0	1 1	3 1	0.750	5 3	0.625	0 0	4.0	8	0.500	2	
C 41 Hartmann, Pete	1 1	2 0	3 1	0.750	2 0	0 2	2 2	0.500	5 3	0.625	0 0	5.0	8	0.625	2	
C 42 Krestalude, Andy	1 1	1 1	2 2	0.500	2 0	2 0	4 0	1.000	6 2	0.750	0 0	10.0	8	1.250	2	
C 43 Cuevas, Louie	1 1	1 1	2 2	0.500	1 1	2 0	3 1	0.750	5 3	0.625	0 0	2.0	8	0.250	2	
C 44 Martinez, Vince	1 1	2 0	3 1	0.750	2 0	1 1	3 1	0.750	6 2	0.750	0 0	5.0	8	0.625	2	
C 45 Holly, Mike	1 1	2 0	3 1	0.750	1 1	0 2	1 3	0.250	4 4	0.500	0 0	4.5	8	0.563	2	
C 46 Merriam, Tim	0 0	0 0	0 0	---	0 0	0 0	0 0	---	0 0	---	0 0	0.0	0	---	0	
C 47 (paid - but unfilled)	0 0	0 0	0 0	---	0 0	0 0	0 0	---	0 0	---	0 0	0.0	0	---	0	
C5/ Fire For Effect	7 5	5 7	12 12	0.500	3 3	2 4	5 7	0.417	22 26	0.458	0 0	24.0	48	0.500		
C 50 Guenther, George	1 1	0 2	1 3	0.250	0 1	1 1	1 2	0.333	2 5	0.286	0 0	2.0	7	0.286	2	
C 51 Gabry, Greg	1 1	0 1	1 2	0.333	0 1	0 2	0 3	0.000	1 5	0.167	0 0	0.0	6	0.000	2	
C 52 Kilsdonk, Kris	2 0	1 1	3 1	0.750	1 1	1 1	2 2	0.500	5 3	0.625	0 0	2.0	8	0.250	2	
C 53 Brody, Kevin	0 0	0 0	0 0	---	0 0	0 0	0 0	---	0 0	---	0 0	0.0	0	---	0	
C 54 Blackwelder, Deborah	0 1	1 0	1 1	0.500	1 0	1 0	2 0	1.000	3 1	0.750	0 0	2.0	4	0.500	1	
C 55 Goss, Matt	0 1	2 0	2 1	0.667	1 1	0 2	1 3	0.250	3 4	0.429	0 0	10.5	7	1.500	2	
C 56 Blackwelder, Allyson	0 1	0 2	0 3	0.000	0 2	0 1	0 3	0.000	0 6	0.000	0 0	2.5	6	0.417	2	
C 57 Hunsberger, Jim	1 0	0 1	1 1	0.500	1 0	0 0	1 0	1.000	2 1	0.667	0 0	2.0	3	0.667	1	
C 58 Preciado, Amanda	2 0	1 0	3 0	1.000	2 0	1 1	3 1	0.750	6 1	0.857	0 0	3.0	7	0.429	2	
C6/ Big Bulls	5 7	7 5	12 12	0.500	4 2	1 5	5 7	0.417	22 26	0.458	0 0	13.5	48	0.281		
C 60 Toolan, Chris	1 1	2 0	3 1	0.750	2 0	0 2	2 2	0.500	5 3	0.625	0 0	3.0	8	0.375	2	
C 61 Reinert, Kevin	0 1	1 0	1 1	0.500	1 1	0 2	1 3	0.250	2 4	0.333	0 0	2.5	6	0.417	2	
C 62 Fitzgerald, Dennis	1 1	1 1	2 2	0.500	1 1	0 2	1 3	0.250	3 5	0.375	0 0	2.5	8	0.313	2	
C 63 Talton, Chris	0 2	1 0	1 2	0.333	1 1	0 2	1 3	0.250	2 5	0.286	0 0	1.0	7	0.143	2	
C 64 Flanagan, Stephen	1 1	1 1	2 2	0.500	1 1	1 0	2 1	0.667	4 3	0.571	0 0	2.5	7	0.357	2	
C 65 McWhorter, Mike	1 0	1 1	2 1	0.667	2 0	0 1	2 1	0.667	4 2	0.667	0 0	1.0	6	0.167	2	
C 66 Womble, Kenny	0 0	0 0	0 0	---	0 0	0 0	0 0	---	0 0	---	0 0	0.0	0	---	0	
C 67 Golub, Greg	1 1	0 2	1 3	0.250	0 0	1 1	1 1	0.500	2 4	0.333	0 0	1.0	6	0.167	2	
C7/ Mike's Garage	9 3	5 7	14 10	0.583	2 4	5 1	7 5	0.583	28 20	0.583	0 0	14.5	48	0.302		
C 70 Gardner, Mike	1 1	1 0	2 1	0.667	1 1	2 0	3 1	0.750	5 2	0.714	0 0	1.0	7	0.143	2	
C 71 Reece, Robert	1 0	1 0	2 0	1.000	0 1	2 0	2 1	0.667	4 1	0.800	0 0	1.0	5	0.200	2	
C 72 Long, Gary	2 0	1 1	3 1	0.750	1 1	1 1	2 2	0.500	5 3	0.625	0 0	6.0	8	0.750	2	
C 73 Gilyardi, Ernie	0 0	0 0	0 0	---	0 0	0 0	0 0	---	0 0	---	0 0	0.0	0	---	0	
C 74 Knight, Tim	1 0	0 1	1 1	0.500	0 0	1 0	1 0	1.000	2 1	0.667	0 0	1.0	3	0.333	1	
C 75 Ellington, Dave	0 0	1 1	1 1	0.500	0 2	1 1	1 3	0.250	2 4	0.333	0 0	0.0	6	0.000	2	
C 76 Morin, Deane "Dino"	1 1	0 1	1 2	0.333	1 0	1 0	2 0	1.000	3 2	0.600	0 0	1.0	5	0.200	2	
C 77 Williams, Denny	2 0	0 2	2 2	0.500	1 1	0 0	1 1	0.500	3 3	0.500	0 0	3.5	6	0.583	2	
C 78 Strickland, Cale	1 1	1 1	2 2	0.500	0 2	2 0	2 2	0.500	4 4	0.500	0 0	1.0	8	0.125	2	
C8/ Never Trust a Dart	7 5	4 8	11 13	0.458	2 4	1 5	3 9	0.250	17 31	0.354	0 0	29.0	48	0.604		
C 80 Stoakes, Eric	0 0	0 0	0 0	---	0 1	0 2	0 3	0.000	0 3	0.000	0 0	1.0	3	0.333	2	
C 81 Stuckey, Rob	2 0	0 2	2 2	0.500	1 1	0 1	1 2	0.333	3 4	0.429	0 0	2.0	7	0.286	2	
C 82 Adams, Brad	2 0	1 1	3 1	0.750	2 0	1 1	3 1	0.750	6 2	0.750	0 0	7.5	8	0.938	2	
C 83 Cashin, Jeff	1 1	1 1	2 2	0.500	0 2	0 2	0 4	0.000	2 6	0.250	0 0	9.0	8	1.125	2	
C 84 Champion, Steve	0 0	0 2	0 2	0.000	0 0	1 0	1 0	1.000	1 2	0.333	0 0	5.5	3	1.833	2	
C 85 Palmisano, Andrew	1 1	2 0	3 1	0.750	1 1	0 2	1 3	0.250	4 4	0.500	0 0	0.0	8	0.000	2	
C 86 Nourse, Andy	0 1	0 0	0 1	0.000	0 1	0 1	0 2	0.000	0 3	0.000	0 0	0.0	3	0.000	2	
C 87 Landrum, Jon	0 2	0 2	0 4	0.000	0 2	0 0	0 2	0.000	0 6	0.000	0 0	2.0	6	0.333	2	
C 88 Bartell, B.J.	1 0	0 0	1 0	1.000	0 0	0 1	0 1	0.000	1 1	0.500	0 0	2.0	2	1.000	1	

	Singles 301	Singles Cricket	Singles Record	Singles Win %-age	Doubles Cricket	Doubles 501	Doubles Record	Doubles Win %-age	Sngls + Dbls Record	Sngls + Dbls Win %-age	Tiebreaker Ws	Tiebreaker Ls	All-Star Points	Games Played	All-Star Point Average	Matches Played
D1/ Armed and Hammered	5 7	7 5	12 12	0.500	3 3	3 3	6 6	0.500	24 24	0.500	0 0	23.5	48	0.490		
D 10 Simpson, David	0 2	1 0	1 2	0.333	0 2	1 1	1 3	0.250	2 5	0.286	0 0	2.0	7	0.286	2	
D 11 Simpson, Aden	2 0	1 1	3 1	0.750	1 1	1 0	2 1	0.667	5 2	0.714	0 0	5.5	7	0.786	2	
D 12 Simpson, Tyler	1 1	1 1	2 2	0.500	1 1	1 1	2 2	0.500	4 4	0.500	0 0	2.5	8	0.313	2	
D 13 Jenkins, John	0 1	1 0	1 1	0.500	1 0	0 0	1 0	1.000	2 1	0.667	0 0	2.5	3	0.833	1	
D 14 Hulse, Lura	0 2	1 0	1 2	0.333	1 0	1 1	2 1	0.667	3 3	0.500	0 0	0.0	6	0.000	2	
D 15 diLorenzo, Ethan	1 0	1 1	2 1	0.667	1 1	0 2	1 3	0.250	3 4	0.429	0 0	1.0	7	0.143	2	
D 16 Thompson, Barry	0 1	0 2	0 3	0.000	0 1	1 1	1 2	0.333	1 5	0.167	0 0	5.5	6	0.917	2	
D 17 Macias, Anthony	1 0	1 0	2 0	1.000	1 0	1 0	2 0	1.000	4 0	1.000	0 0	4.5	4	1.125	1	
D2/ One Armed Bandits	5 7	7 5	12 12	0.500	3 3	2 4	5 7	0.417	22 26	0.458	0 0	17.5	48	0.365		
D 20 Kiser, Lyman	1 1	1 0	2 1	0.667	1 0	1 1	2 1	0.667	4 2	0.667	0 0	3.5	6	0.583	2	
D 21 Richardson, Shane	0 1	1 0	1 1	0.500	1 0	0 1	1 1	0.500	2 2	0.500	0 0	1.0	4	0.250	1	
D 22 White, Jim	0 1	1 1	1 2	0.333	0 2	1 1	1 3	0.250	2 5	0.286	0 0	1.0	7	0.143	2	
D 23 Caldwell, Greg	0 1	0 1	0 2	0.000	1 0	1 0	2 0	1.000	2 2	0.500	0 0	0.0	4	0.000	1	
D 24 Moore, Chris	0 1	0 2	0 3	0.000	1 0	0 1	1 1	0.500	1 4	0.200	0 0	2.5	5	0.500	2	
D 25 Lewis, Dave	1 1	0 1	1 2	0.333	0 2	0 1	0 3	0.000	1 5	0.167	0 0	1.0	6	0.167	2	
D 26 Murphy, Phil	1 1	2 0	3 1	0.750	1 1	0 2	1 3	0.250	4 4	0.500	0 0	2.0	8	0.250	2	
D 27 Trefzger, Ken	2 0	2 0	4 0	1.000	1 1	1 1	2 2	0.500	6 2	0.750	0 0	6.5	8	0.813	2	
D3/ Ted's DeploraBull Emporium	8 4	4 8	12 12	0.500	4 2	4 2	8 4	0.667	28 20	0.583	0 7	19.5	48	0.406		
D 30 Thomas, Jason	0 0	0 0	0 0	---	1 0	0 1	1 1	0.500	1 1	0.500	0 1	1.5	2	0.750	1	
D 31 Thomas, Joe "Antique"	1 1	1 1	2 2	0.500	1 1	1 1	2 2	0.500	4 4	0.500	0 1	4.5	8	0.563	2	
D 32 Long, Steve	2 0	1 1	3 1	0.750	2 0	2 0	4 0	1.000	7 1	0.875	0 1	6.0	8	0.750	2	
D 33 Stanley, Raymond	1 1	0 1	1 2	0.333	0 2	2 0	2 2	0.500	3 4	0.429	0 1	1.0	7	0.143	2	
D 34 Fisher, Nate	1 1	0 2	1 3	0.250	1 1	0 0	1 1	0.500	2 4	0.333	0 1	2.5	6	0.417	2	
D 35 Howley, John	0 0	1 0	1 0	1.000	1 0	1 0	2 0	1.000	3 0	1.000	0 0	1.0	3	0.333	1	
D 36 Nivers, Jim	1 1	0 2	1 3	0.250	0 0	1 1	1 1	0.500	2 4	0.333	0 1	1.0	6	0.167	2	
D 37 McEwen, William	2 0	1 1	3 1	0.750	2 0	1 1	3 1	0.750	6 2	0.750	0 1	2.0	8	0.250	2	
D 38 Side, Eric	0 0	0 0	0 0	---	0 0	0 0	0 0	---	0 0	---	0 0	0.0	0	---	0	
D4/ Sharky's Machine	6 6	6 6	12 12	0.500	2 4	3 3	5 7	0.417	22 26	0.458	6 0	12.5	48	0.260		
D 40 Allison, Frank	1 1	1 1	2 2	0.500	0 2	0 2	0 4	0.000	2 6	0.250	1 0	1.0	8	0.125	2	
D 41 Fink, Scott	1 1	1 1	2 2	0.500	0 2	2 0	2 2	0.500	4 4	0.500	1 0	1.5	8	0.188	2	
D 42 Bateman, Jimmy	0 2	1 1	1 3	0.250	2 0	1 1	3 1	0.750	4 4	0.500	1 0	3.0	8	0.375	2	
D 43 Schaefer, Dan	0 0	0 0	0 0	---	0 0	0 0	0 0	---	0 0	---	0 0	0.0	0	---	0	
D 44 Borgia, Pete	2 0	2 0	4 0	1.000	0 2	0 2	0 4	0.000	4 4	0.500	1 0	1.0	8	0.125	2	
D 45 Kruger, Lonny	2 0	1 1	3 1	0.750	2 0	1 1	3 1	0.750	6 2	0.750	1 0	3.0	8	0.375	2	
D 46 Barrett, Darren	0 2	0 2	0 4	0.000	0 2	2 0	2 2	0.500	2 6	0.250	1 0	3.0	8	0.375	2	
D5/ Dynamic Darts	4 2	2 4	6 6	0.500	1 2	0 3	1 5	0.167	8 16	0.333	0 0	11.5	24	0.479		
D 50 Jackson, Kelly	1 0	0 0	1 0	1.000	0 1	0 1	0 2	0.000	1 2	0.333	0 0	1.0	3	0.333	1	
D 51 Jackson, Barry	0 0	0 0	0 0	---	0 0	0 0	0 0	---	0 0	---	0 0	0.0	0	---	0	
D 52 Dzengeleski, Jimmy	1 0	1 0	2 0	1.000	0 1	0 1	0 2	0.000	2 2	0.500	0 0	1.0	4	0.250	1	
D 53 Dzengeleski, Julie	0 0	0 1	0 1	0.000	0 0	0 0	0 0	---	0 1	0.000	0 0	1.0	1	1.000	1	
D 54 Murdock, Jim "Doc"	0 0	0 1	0 1	0.000	0 0	0 0	0 0	---	0 1	0.000	0 0	1.0	1	1.000	1	
D 55 Winters, Tom "Tiny"	1 0	1 0	2 0	1.000	1 0	0 1	1 1	0.500	3 1	0.750	0 0	4.5	4	1.125	1	
D 56 Welborn, Tim	1 0	0 1	1 1	0.500	0 1	0 1	0 2	0.000	1 3	0.250	0 0	1.0	4	0.250	1	
D 57 McFadden, Kevin	0 1	0 1	0 2	0.000	1 0	0 1	1 1	0.500	1 3	0.250	0 0	1.0	4	0.250	1	
D 58 Martin, George	0 1	0 0	0 1	0.000	0 1	0 1	0 2	0.000	0 3	0.000	0 0	1.0	3	0.333	1	
D6/ Bullseye Brewers	6 6	6 6	12 12	0.500	4 2	5 1	9 3	0.750	30 18	0.625	0 0	20.5	48	0.427		
D 60 McCartney, Joe	2 0	1 1	3 1	0.750	0 2	2 0	2 2	0.500	5 3	0.625	0 0	4.0	8	0.500	2	
D 61 Litzsinger, Mike	0 1	2 0	2 1	0.667	2 0	1 1	3 1	0.750	5 2	0.714	0 0	3.5	7	0.500	2	
D 62 Kemp, Louis	0 1	0 1	0 2	0.000	0 0	2 0	2 0	1.000	2 2	0.500	0 0	0.0	4	0.000	2	
D 63 Veith, Matt	1 1	0 2	1 3	0.250	2 0	2 0	4 0	1.000	5 3	0.625	0 0	2.0	8	0.250	2	
D 64 Iager, John	0 1	1 0	1 1	0.500	1 0	1 0	2 0	1.000	3 1	0.750	0 0	1.5	4	0.375	1	
D 65 Snyder, Mike	1 1	1 1	2 2	0.500	2 0	1 1	3 1	0.750	5 3	0.625	0 0	6.0	8	0.750	2	
D 66 Snyder, Gary	1 1	0 1	1 2	0.333	1 1	0 0	1 1	0.500	2 3	0.400	0 0	0.0	5	0.000	2	
D 67 Shengulette, Jerry	1 0	1 0	2 0	1.000	0 1	1 0	1 1	0.500	3 1	0.750	0 0	3.5	4	0.875	1	
D 68 Snyder, Jen	0 0	0 0	0 0	---	0 0	0 0	0 0	---	0 0	---	0 0	0.0	0	---	0	
D7/ We've Got Big Bulls	2 4	4 2	6 6	0.500	1 2	1 2	2 4	0.333	10 14	0.417	0 0	8.5	24	0.354		
D 70 Robertson, Phil	1 0	1 0	2 0	1.000	0 1	0 1	0 2	0.000	2 2	0.500	0 0	0.0	4	0.000	1	
D 71 Carter, Kevin	0 1	1 0	1 1	0.500	0 1	0 1	0 2	0.000	1 3	0.250	0 0	2.0	4	0.500	1	
D 72 Larson, Ray	0 1	0 0	0 1	0.000	0 1	0 0	0 1	0.000	0 2	0.000	0 0	0.0	2	0.000	1	
D 73 Bither, Dana	0 0	0 1	0 1	0.000	0 1	0 1	0 2	0.000	0 3	0.000	0 0	2.0	3	0.667	1	
D 74 Merkle, Patrick	0 1	1 0	1 1	0.500	1 0	1 0	2 0	1.000	3 1	0.750	0 0	4.5	4	1.125	1	
D 75 Madey, Ryan	1 0	1 0	2 0	1.000	1 0	1 0	2 0	1.000	4 0	1.000	0 0	0.0	4	0.000	1	
D 76 Griffin, Lorin	0 1	0 1	0 2	0.000	0 0	0 1	0 1	0.000	0 3	0.000	0 0	0.0	3	0.000	1	

	Singles 301	Singles Cricket	Singles Record	Singles Win %-age	Doubles Cricket	Doubles 501	Doubles Record	Doubles Win %-age	Sngls + Dbls Record	Sngls + Dbls Win %-age	Tiebreaker Ws	Tiebreaker Ls	All-Star Points	Games Played	All-Star Point Average	Matches Played
E1/ Shark Shooters	6 6	6 6	12 12	0.500	3 3	3 3	6 6	0.500	24 24	0.500	0 0	10.0	48	0.208		
E 10 Stacy, Michelle	1 0	0 0	1 0	1.000	0 0	1 0	1 0	1.000	2 0	1.000	0 0	0.0	2	0.000	1	
E 11 Stacy, Rod	1 0	0 1	1 1	0.500	1 0	0 0	1 0	1.000	2 1	0.667	0 0	1.5	3	0.500	1	
E 12 Mitchell, Liz	2 0	1 0	3 0	1.000	1 1	2 0	3 1	0.750	6 1	0.857	0 0	2.0	7	0.286	2	
E 13 Munroe, Joe	1 1	2 0	3 1	0.750	1 1	0 1	1 2	0.333	4 3	0.571	0 0	3.0	7	0.429	2	
E 14 Mercer, Dave	1 1	0 2	1 3	0.250	0 1	1 1	1 2	0.333	2 5	0.286	0 0	0.0	7	0.000	2	
E 15 Schmitt, Jacquie	0 1	0 1	0 2	0.000	0 0	0 2	0 2	0.000	0 4	0.000	0 0	0.0	4	0.000	2	
E 16 Hunneyman, Gary	0 0	0 0	0 0	---	0 0	0 0	0 0	---	0 0	---	0 0	0.0	0	---	0	
E 17 Taylor, Eric	0 2	1 0	1 2	0.333	1 1	0 2	1 3	0.250	2 5	0.286	0 0	1.0	7	0.143	2	
E 18 Weimers, Drew	0 0	1 1	1 1	0.500	1 1	1 0	2 1	0.667	3 2	0.600	0 0	1.5	5	0.300	2	
E 19 Neff, Josh	0 1	1 1	1 2	0.333	1 1	1 0	2 1	0.667	3 3	0.500	0 0	1.0	6	0.167	2	
E2/ Coach's Last Stand	3 9	6 6	9 15	0.375	1 5	3 3	4 8	0.333	17 31	0.354	0 0	21.0	48	0.438		
E 20 Emerton, Eric	0 1	0 1	0 2	0.000	0 1	1 1	1 2	0.333	1 4	0.200	0 0	1.0	5	0.200	2	
E 21 Barletta, Phil	0 0	1 0	1 0	1.000	1 0	1 0	2 0	1.000	3 0	1.000	0 0	0.0	3	0.000	1	
E 22 Woodard, Dave	1 0	1 1	2 1	0.667	0 2	0 2	0 4	0.000	2 5	0.286	0 0	5.5	7	0.786	2	
E 23 Ejlali, Shervin	0 1	0 0	0 1	0.000	0 2	0 1	0 3	0.000	0 4	0.000	0 0	1.0	4	0.250	2	
E 24 Martin, Claude	1 1	0 2	1 3	0.250	0 0	1 1	1 1	0.500	2 4	0.333	0 0	1.0	6	0.167	2	
E 25 McMillan, Bill	0 2	2 0	2 2	0.500	0 1	0 0	0 1	0.000	2 3	0.400	0 0	2.0	5	0.400	2	
E 26 Hamer, Andrew	0 0	0 0	0 0	---	0 0	0 0	0 0	---	0 0	---	0 0	0.0	0	---	0	
E 27 Scott, Kevin	0 1	0 1	0 2	0.000	1 0	0 0	1 0	1.000	1 2	0.333	0 0	1.5	3	0.500	1	
E 28 Gallagher, Jim	1 1	1 1	2 2	0.500	0 2	2 0	2 2	0.500	4 4	0.500	0 0	9.0	8	1.125	2	
E 29 Turner, Kevin	0 2	1 0	1 2	0.333	0 2	1 1	1 3	0.250	2 5	0.286	0 0	0.0	7	0.000	2	
E3/ Sofa Kings	11 1	6 6	17 7	0.708	5 1	4 2	9 3	0.750	35 13	0.729	0 0	26.0	48	0.542		
E 30 Alcon, Tony	2 0	0 2	2 2	0.500	2 0	2 0	4 0	1.000	6 2	0.750	0 0	6.5	8	0.813	2	
E 31 Groves, Phil	0 0	1 1	1 1	0.500	1 1	0 2	1 3	0.250	2 4	0.333	0 0	1.0	6	0.167	2	
E 32 Bozza, Doug	2 0	1 1	3 1	0.750	2 0	2 0	4 0	1.000	7 1	0.875	0 0	8.5	8	1.063	2	
E 33 Moore, Ken	1 1	0 0	1 1	0.500	0 0	0 1	0 1	0.000	1 2	0.333	0 0	0.0	3	0.000	2	
E 34 Maley, Dave	2 0	1 1	3 1	0.750	1 1	1 1	2 2	0.500	5 3	0.625	0 0	6.0	8	0.750	2	
E 35 Keim, Roger	2 0	2 0	4 0	1.000	2 0	2 0	4 0	1.000	8 0	1.000	0 0	2.0	8	0.250	2	
E 36 Harrell, Walter	2 0	1 1	3 1	0.750	2 0	1 0	3 0	1.000	6 1	0.857	0 0	2.0	7	0.286	2	
E 37 Hudelson, Hans	0 0	0 0	0 0	---	0 0	0 0	0 0	---	0 0	---	0 0	0.0	0	---	0	
E4/ Game of Throws	4 8	6 6	10 14	0.417	3 3	2 4	5 7	0.417	20 28	0.417	0 0	14.0	48	0.292		
E 40 Bordeau, Eric	1 1	1 0	2 1	0.667	1 1	0 2	1 3	0.250	3 4	0.429	0 0	0.0	7	0.000	2	
E 41 Montesi, Chris	1 0	0 1	1 1	0.500	1 0	1 0	2 0	1.000	3 1	0.750	0 0	3.5	4	0.875	1	
E 42 Rudy, Jeff	0 2	2 0	2 2	0.500	1 1	0 2	1 3	0.250	3 5	0.375	0 0	2.0	8	0.250	2	
E 43 Smelik, Gene	0 2	0 1	0 3	0.000	1 1	0 1	1 2	0.333	1 5	0.167	0 0	0.0	6	0.000	2	
E 44 Smelik, Pat	1 1	2 0	3 1	0.750	1 1	2 0	3 1	0.750	6 2	0.750	0 0	6.5	8	0.813	2	
E 45 Jessup, Pete	0 1	0 1	0 2	0.000	0 1	0 2	0 3	0.000	0 5	0.000	0 0	0.0	5	0.000	2	
E 46 Reigher, Marty	1 1	1 1	2 2	0.500	0 0	1 0	1 0	1.000	3 2	0.600	0 0	0.0	5	0.000	2	
E 47 Crespo, Steve	0 0	0 2	0 2	0.000	1 1	0 1	1 2	0.333	1 4	0.200	0 0	2.0	5	0.400	2	
E5/ Hump Day!	2 4	4 2	6 6	0.500	2 1	2 1	4 2	0.667	14 10	0.583	0 0	14.5	24	0.604		
E 50 Ruten, Pete	1 0	0 1	1 1	0.500	0 1	1 0	1 1	0.500	2 2	0.500	0 0	2.5	4	0.625	1	
E 51 Deemer, Randy	1 0	1 0	2 0	1.000	1 0	0 1	1 1	0.500	3 1	0.750	0 0	2.5	4	0.625	1	
E 52 Baldwin, Randy	0 1	1 0	1 1	0.500	0 1	1 0	1 1	0.500	2 2	0.500	0 0	2.0	4	0.500	1	
E 53 Todd, Patrick	0 1	0 1	0 2	0.000	1 0	1 0	2 0	1.000	2 2	0.500	0 0	0.0	4	0.000	1	
E 54 Bush, Jim	0 0	0 0	0 0	---	0 0	0 0	0 0	---	0 0	---	0 0	0.0	0	---	0	
E 55 Warshawsky, Larry	0 1	1 0	1 1	0.500	1 0	0 1	1 1	0.500	2 2	0.500	0 0	4.0	4	1.000	1	
E 56 Garzon, Marc	0 0	0 0	0 0	---	0 0	0 0	0 0	---	0 0	---	0 0	0.0	0	---	0	
E 57 Ferguson, Travis	0 1	1 0	1 1	0.500	1 0	1 0	2 0	1.000	3 1	0.750	0 0	3.5	4	0.875	1	
E 58 Moore, Mark	0 0	0 0	0 0	---	0 0	0 0	0 0	---	0 0	---	0 0	0.0	0	---	0	
E6/ Red-eye Rangers	3 3	4 2	7 5	0.583	3 0	2 1	5 1	0.833	17 7	0.708	0 0	9.5	24	0.396		
E 60 Kunesh, Joe	0 1	0 1	0 2	0.000	1 0	0 0	1 0	1.000	1 2	0.333	0 0	1.0	3	0.333	1	
E 61 Rouse, Chuck	0 1	0 0	0 1	0.000	0 0	0 1	0 1	0.000	0 2	0.000	0 0	0.0	2	0.000	1	
E 62 Wilkinson, Charlie	1 0	0 0	1 0	1.000	0 0	1 0	1 0	1.000	2 0	1.000	0 0	0.0	2	0.000	1	
E 63 Mitchell, Bill	0 0	0 1	0 1	0.000	1 0	1 0	2 0	1.000	2 1	0.667	0 0	0.0	3	0.000	1	
E 64 Kirkpatrick, Scott	0 0	1 0	1 0	1.000	1 0	0 0	1 0	1.000	2 0	1.000	0 0	0.0	2	0.000	1	
E 65 Raper, Jeromie	1 0	1 0	2 0	1.000	1 0	0 1	1 1	0.500	3 1	0.750	0 0	3.0	4	0.750	1	
E 66 Hall, Steve	1 0	1 0	2 0	1.000	1 0	1 0	2 0	1.000	4 0	1.000	0 0	1.0	4	0.250	1	
E 67 Millican, Craig	0 0	0 0	0 0	---	0 0	0 0	0 0	---	0 0	---	0 0	0.0	0	---	0	
E 68 Jones, Grey	0 1	1 0	1 1	0.500	1 0	1 0	2 0	1.000	3 1	0.750	0 0	4.5	4	1.125	1	
E7/ Something Inappropriate	7 5	4 8	11 13	0.458	1 5	2 4	3 9	0.250	17 31	0.354	0 0	17.5	48	0.365		
E 70 Markham, Jared	0 1	0 1	0 2	0.000	0 2	0 1	0 3	0.000	0 5	0.000	0 0	1.0	5	0.200	2	
E 71 Haynes, Chris	0 1	1 0	1 1	0.500	0 1	0 1	0 2	0.000	1 3	0.250	0 0	1.0	4	0.250	1	
E 72 Oxendine, Brandon	0 0	0 1	0 1	0.000	1 0	1 0	2 0	1.000	2 1	0.667	0 0	2.0	3	0.667	1	
E 73 Chesson, Jessica	1 1	0 1	1 2	0.333	0 0	0 2	0 2	0.000	1 4	0.200	0 0	0.0	5	0.000	2	
E 74 Chesson, LeRoy	1 1	1 1	2 2	0.500	0 2	0 0	0 2	0.000	2 4	0.333	0 0	2.0	6	0.333	2	
E 75 Munsell, Jonathan	1 0	0 1	1 1	0.500	0 1	0 1	0 2	0.000	1 3	0.250	0 0	1.0	4	0.250	1	
E 76 Martin, Chris	1 1	0 2	1 3	0.250	0 0	1 1	1 1	0.500	2 4	0.333	0 0	1.0	6	0.167	2	
E 77 McNamara, Tim	1 0	2 0	3 0	1.000	1 1	1 1	2 2	0.500	5 2	0.714	0 0	8.0	7	1.143	2	
E 78 Caudill, Scott	0 0	0 1	0 1	0.000	0 1	1 0	1 1	0.500	1 2	0.333	0 0	0.0	3	0.000	1	
E 79 Ridgway, Matt	2 0	0 0	2 0	1.000	0 2	0 1	0 3	0.000	2 3	0.400	0 0	1.5	5	0.300	2	

	Singles 301	Singles Cricket	Singles Record	Singles Win %-age	Doubles Cricket	Doubles 501	Doubles Record	Doubles Win %-age	Sngls + Dbls Record	Sngls + Dbls Win %-age	Tiebreaker Ws	Tiebreaker Ls	All-Star Points	Games Played	All-Star Point Average	Matches Played
<b>F1/ Death Throw</b>	8 4	7 5	15 9	0.625	3 3	3 3	6 6	0.500	27 21	0.563	0 0	15.0	48	0.313		
F 10 Willis, Tolson	2 0	2 0	4 0	1.000	1 1	1 1	2 2	0.500	6 2	0.750	0 0	3.0	8	0.375	2	
F 11 Hogan, Neal	1 1	1 1	2 2	0.500	1 1	1 1	2 2	0.500	4 4	0.500	0 0	2.0	8	0.250	2	
F 12 Zimmerman, Mike	1 1	0 0	1 1	0.500	0 0	1 1	1 1	0.500	2 2	0.500	0 0	0.0	4	0.000	2	
F 13 Bosier, Sean	1 1	2 0	3 1	0.750	1 1	1 1	2 2	0.500	5 3	0.625	0 0	4.0	8	0.500	2	
F 14 Thompson, Ben	0 0	0 0	0 0	---	0 0	0 0	0 0	---	0 0	---	0 0	0.0	0	---	0	
F 15 Mathews, Alex	2 0	1 1	3 1	0.750	1 1	1 1	2 2	0.500	5 3	0.625	0 0	2.5	8	0.313	2	
F 16 Mathews, Dave	1 0	0 2	1 2	0.333	1 1	0 1	1 2	0.333	2 4	0.333	0 0	2.5	6	0.417	2	
F 17 Willis, Zack	0 1	1 1	1 2	0.333	1 1	1 0	2 1	0.667	3 3	0.500	0 0	1.0	6	0.167	2	
<b>F2/ Coral Reefers</b>	2 4	2 4	4 8	0.333	1 2	2 1	3 3	0.500	10 14	0.417	0 0	13.5	24	0.563		
F 20 Jarvah, Sean	0 0	0 1	0 1	0.000	0 1	1 0	1 1	0.500	1 2	0.333	0 0	1.0	3	0.333	1	
F 21 Roseman, Sean	0 1	1 0	1 1	0.500	0 1	1 0	1 1	0.500	2 2	0.500	0 0	4.0	4	1.000	1	
F 22 Colton, Mitch	0 1	0 0	0 1	0.000	0 1	1 0	1 1	0.500	1 2	0.333	0 0	1.0	3	0.333	1	
F 23 Patskoski, Jason	1 0	0 1	1 1	0.500	0 0	1 0	1 0	1.000	2 1	0.667	0 0	2.0	3	0.667	1	
F 24 Gardner, Kyle	1 0	0 1	1 1	0.500	0 1	0 0	0 1	0.000	1 2	0.333	0 0	1.0	3	0.333	1	
F 25 Smith, Van	0 0	0 1	0 1	0.000	0 0	0 1	0 1	0.000	0 2	0.000	0 0	2.0	2	1.000	1	
F 26 Cullen, Pat	0 0	0 0	0 0	---	0 0	0 0	0 0	---	0 0	---	0 0	0.0	0	---	0	
F 27 Britt, Jake	0 1	0 0	0 1	0.000	1 0	0 1	1 1	0.500	1 2	0.333	0 0	2.5	3	0.833	1	
F 28 Sedgwick, Jim	0 0	0 0	0 0	---	0 0	0 0	0 0	---	0 0	---	0 0	0.0	0	---	0	
F 29 Carroll, Josh	0 1	1 0	1 1	0.500	1 0	0 0	1 0	1.000	2 1	0.667	0 0	0.0	3	0.000	1	
<b>F3/ All Flights Matter</b>	2 4	3 3	5 7	0.417	2 1	1 2	3 3	0.500	11 13	0.458	0 0	11.0	24	0.458		
F 30 Limerick, Jeremy	1 0	1 0	2 0	1.000	1 0	1 0	2 0	1.000	4 0	1.000	0 0	5.0	4	1.250	1	
F 31 Wilkie, Felipe	0 1	0 1	0 2	0.000	1 0	1 0	2 0	1.000	2 2	0.500	0 0	1.0	4	0.250	1	
F 32 Mullen, Jeff	0 0	0 0	0 0	---	1 0	0 0	1 0	1.000	1 0	1.000	0 0	0.0	1	0.000	1	
F 33 Gardner, Kenn	0 0	0 1	0 1	0.000	0 0	0 1	0 1	0.000	0 2	0.000	0 0	0.0	2	0.000	1	
F 34 Robertson, Chris	0 1	1 0	1 1	0.500	0 1	0 0	0 1	0.000	1 2	0.333	0 0	0.0	3	0.000	1	
F 35 Surber, Dave	0 1	1 0	1 1	0.500	1 0	0 1	1 1	0.500	2 2	0.500	0 0	4.0	4	1.000	1	
F 36 Balint, Joey	1 0	0 0	1 0	1.000	0 1	0 0	0 1	0.000	1 1	0.500	0 0	0.0	2	0.000	1	
F 37 Cosentino, Phil	0 0	0 1	0 1	0.000	0 0	0 1	0 1	0.000	0 2	0.000	0 0	1.0	2	0.500	1	
F 38 Cefola, Anthony	0 1	0 0	0 1	0.000	0 0	0 1	0 1	0.000	0 2	0.000	0 0	0.0	2	0.000	1	
<b>F4/ Chatham Street Elite</b>	6 6	5 7	11 13	0.458	3 3	4 2	7 5	0.583	25 23	0.521	0 0	21.0	48	0.438		
F 40 Ryan, Sean	1 2	2 0	3 2	0.600	2 0	2 0	4 0	1.000	7 2	0.778	0 0	4.5	9	0.500	2	
F 41 Ives, Danny	1 1	1 1	2 2	0.500	0 2	2 0	2 2	0.500	4 4	0.500	0 0	3.5	8	0.438	2	
F 42 Church, Art	0 1	0 1	0 2	0.000	0 2	1 1	1 3	0.250	1 5	0.167	0 0	2.5	6	0.417	1	
F 43 Lefebvre, C.J.	2 0	1 1	3 1	0.750	2 0	1 1	3 1	0.750	6 2	0.750	0 0	5.0	8	0.625	2	
F 44 Elekonich, Amy	1 2	0 4	1 6	0.143	0 2	1 1	1 3	0.250	2 9	0.182	0 0	2.0	11	0.182	2	
F 45 Daniels, Chris	0 0	0 0	0 0	---	1 0	0 1	1 1	0.500	1 1	0.500	0 0	0.0	2	0.000	1	
F 46 Dehnel, Sebastian	1 0	1 0	2 0	1.000	1 0	1 0	2 0	1.000	4 0	1.000	0 0	3.5	4	0.875	1	
<b>F5/ Dart Buddies</b>	3 9	4 8	7 17	0.292	2 4	2 4	4 8	0.333	15 33	0.313	0 0	10.0	48	0.208		
F 50 Watson, Jeff, Sr.	1 1	1 1	2 2	0.500	1 1	0 1	1 2	0.333	3 4	0.429	0 0	3.0	7	0.429	2	
F 51 Watson, Ruth	0 2	0 1	0 3	0.000	1 1	0 2	1 3	0.250	1 6	0.143	0 0	0.0	7	0.000	2	
F 52 Watson, Emily	0 1	0 1	0 2	0.000	0 0	0 1	0 1	0.000	0 3	0.000	0 0	0.0	3	0.000	1	
F 53 Massengill, Devin	1 1	1 1	2 2	0.500	1 1	1 0	2 1	0.667	4 3	0.571	0 0	2.5	7	0.357	2	
F 54 Andersen, Nancy	0 0	0 1	0 1	0.000	0 2	2 0	2 2	0.500	2 3	0.400	0 0	2.0	5	0.400	2	
F 55 Andersen, Dave	0 2	1 1	1 3	0.250	0 0	1 0	1 0	1.000	2 3	0.400	0 0	1.0	5	0.200	2	
F 56 Blake, Terry	1 0	0 2	1 2	0.333	0 2	0 2	0 4	0.000	1 6	0.143	0 0	0.0	7	0.000	2	
F 57 Graves, Julie	0 2	1 0	1 2	0.333	1 1	0 2	1 3	0.250	2 5	0.286	0 0	1.5	7	0.214	2	
<b>F6/ Ducks of War</b>	7 5	8 4	15 9	0.625	4 2	3 3	7 5	0.583	29 19	0.604	0 0	10.5	48	0.219		
F 60 Carawon, Bob	0 0	0 0	0 0	---	0 0	0 0	0 0	---	0 0	---	0 0	0.0	0	---	0	
F 61 Converse, Stan	2 0	2 0	4 0	1.000	2 0	1 1	3 1	0.750	7 1	0.875	0 0	2.0	8	0.250	2	
F 62 Peers, Martin	1 0	0 0	1 0	1.000	0 0	1 0	1 0	1.000	2 0	1.000	0 0	0.0	2	0.000	1	
F 63 Ellis, Tim	1 1	2 0	3 1	0.750	2 0	1 1	3 1	0.750	6 2	0.750	0 0	1.0	8	0.125	2	
F 64 Perkins, Chris	1 1	1 1	2 2	0.500	1 1	0 1	1 2	0.333	3 4	0.429	0 0	1.0	7	0.143	2	
F 65 Schoch, Adam	1 1	2 0	3 1	0.750	1 1	1 1	2 2	0.500	5 3	0.625	0 0	2.0	8	0.250	2	
F 66 Carawon, Harris	0 1	0 1	0 2	0.000	0 1	1 0	1 1	0.500	1 3	0.250	0 0	0.0	4	0.000	1	
F 67 Converse, Laurence	1 0	1 1	2 1	0.667	1 1	1 1	2 2	0.500	4 3	0.571	0 0	2.5	7	0.357	2	
F 68 Lalino, Steve	0 1	0 1	0 2	0.000	1 0	0 1	1 1	0.500	1 3	0.250	0 0	2.0	4	0.500	1	
F 69 Schoch, Dennis	0 0	0 0	0 0	---	0 0	0 0	0 0	---	0 0	---	0 0	0.0	0	---	0	
<b>F7/ Don't Hit The Scorekeeper</b>	8 4	7 5	15 9	0.625	3 3	3 3	6 6	0.500	27 21	0.563	0 0	14.0	48	0.292		
F 70 Knight, Romuald	2 0	1 1	3 1	0.750	1 1	0 2	1 3	0.250	4 4	0.500	0 0	2.0	8	0.250	2	
F 71 Bohn, Andy	1 0	1 0	2 0	1.000	0 1	1 0	1 1	0.500	3 1	0.750	0 0	0.0	4	0.000	1	
F 72 Johnson, Sean	0 0	0 0	0 0	---	0 0	1 0	1 0	1.000	1 0	1.000	0 0	0.0	1	0.000	1	
F 73 Smith, "Captain" Ron	0 2	2 1	2 3	0.400	1 1	1 1	2 2	0.500	4 5	0.444	0 0	0.0	9	0.000	2	
F 74 Vick, Justin	2 0	1 1	3 1	0.750	2 0	1 1	3 1	0.750	6 2	0.750	0 0	5.0	8	0.625	2	
F 75 Shearin, Phillip	1 1	0 2	1 3	0.250	0 3	0 2	0 5	0.000	1 8	0.111	0 0	1.0	9	0.111	2	
F 76 Nettesheim, Doug	0 0	0 0	0 0	---	0 0	0 0	0 0	---	0 0	---	0 0	0.0	0	---	0	
F 77 Seltzer, Josh	2 1	2 0	4 1	0.800	2 0	2 0	4 0	1.000	8 1	0.889	0 0	6.0	9	0.667	2	

	Singles 301		Singles Cricket		Singles Record		Singles Win %-age	Doubles Cricket		Doubles 501		Doubles Record		Doubles Win %-age	Sngls + Dbls Record		Sngls + Dbls Win %-age	Tiebreaker Ws	Tiebreaker Ls	All-Star Points	Games Played	All-Star Point Average	Matches Played
G1/ Wayne Gretzky	6	6	6	6	12	12	0.500	4	2	5	1	9	3	0.750	30	18	0.625	0	0	18.5	48	0.385	
G 10 Wilson, Misty	1	1	0	1	1	2	0.333	0	0	2	0	2	0	1.000	3	2	0.600	0	0	0.0	5	0.000	2
G 11 Wilson, Jonathan	0	0	0	1	0	1	0.000	1	1	2	0	3	1	0.750	3	2	0.600	0	0	2.0	5	0.400	2
G 12 Gaines, Lauren	0	2	0	2	0	4	0.000	1	1	2	0	3	1	0.750	3	5	0.375	0	0	2.5	8	0.313	2
G 13 Gaines, Bryan	1	1	1	1	2	2	0.500	2	0	1	1	3	1	0.750	5	3	0.625	0	0	1.0	8	0.125	2
G 14 Rigert, Joe, Sr.	1	1	2	0	3	1	0.750	1	1	2	0	3	1	0.750	6	2	0.750	0	0	3.5	8	0.438	2
G 15 Rigert, Joe, Jr.	1	1	1	1	2	2	0.500	2	0	0	0	2	0	1.000	4	2	0.667	0	0	2.0	6	0.333	2
G 16 Therrien, Dan	2	0	2	0	4	0	1.000	1	1	1	1	2	2	0.500	6	2	0.750	0	0	7.5	8	0.938	2
G2/ All About That Bull	1	5	1	5	2	10	0.167	1	2	2	1	3	3	0.500	8	16	0.333	0	0	7.0	24	0.292	
G 20 Voorhees, Cindy	1	0	0	1	1	1	0.500	1	0	0	1	1	1	0.500	2	2	0.500	0	0	2.5	4	0.625	1
G 21 Smith, Scott	0	1	1	0	1	1	0.500	1	0	1	0	2	0	1.000	3	1	0.750	0	0	0.0	4	0.000	1
G 22 Day, Dillon	0	1	0	1	0	2	0.000	0	1	1	0	1	1	0.500	1	3	0.250	0	0	1.5	4	0.375	1
G 23 Tingler, Todd	0	1	0	1	0	2	0.000	0	1	1	0	1	1	0.500	1	3	0.250	0	0	1.0	4	0.250	1
G 24 Miller, Lloyd	0	1	0	1	0	2	0.000	0	1	0	1	0	2	0.000	0	4	0.000	0	0	1.0	4	0.250	1
G 25 Peterson, Eric	0	1	0	1	0	2	0.000	0	1	1	0	1	1	0.500	1	3	0.250	0	0	1.0	4	0.250	1
G3/ Walking the Wire	8	4	7	5	15	9	0.625	3	3	2	4	5	7	0.417	25	23	0.521	0	0	15.5	48	0.323	
G 30 Bowen, Andy	2	0	2	0	4	0	1.000	1	0	1	1	2	1	0.667	6	1	0.857	0	0	4.0	7	0.571	2
G 31 Prosser, Brad	1	1	0	1	1	2	0.333	1	0	1	1	2	1	0.667	3	3	0.500	0	0	3.0	6	0.500	2
G 32 White, John	1	1	2	0	3	1	0.750	2	0	0	2	2	2	0.500	5	3	0.625	0	0	1.5	8	0.188	2
G 33 Stark, Parker	1	1	0	1	1	2	0.333	1	1	0	1	1	2	0.333	2	4	0.333	0	0	4.0	6	0.667	2
G 34 Miller, Wright	0	1	0	0	0	1	0.000	0	1	0	1	0	2	0.000	0	3	0.000	0	0	2.0	3	0.667	1
G 35 Williams, Kelsey	0	0	1	1	1	1	0.500	0	1	1	0	1	1	0.500	2	2	0.500	0	0	0.0	4	0.000	2
G 36 Rollins, Calvin	0	0	0	0	0	0	---	0	0	0	0	0	0	---	0	0	---	0	0	0.0	0	---	0
G 37 Dubose, Chris	1	0	1	0	2	0	1.000	0	1	0	1	0	2	0.000	2	2	0.500	0	0	0.0	4	0.000	1
G 38 Bohanan, Heather	0	0	0	1	0	1	0.000	0	1	0	0	0	1	0.000	0	2	0.000	0	0	0.0	2	0.000	1
G 39 Gillett, Galen	2	0	1	1	3	1	0.750	1	1	1	1	2	2	0.500	5	3	0.625	0	0	1.0	8	0.125	2
G4/ Is It In?	9	3	7	5	16	8	0.667	3	3	3	3	6	6	0.500	28	20	0.583	7	0	18.0	48	0.375	
G 40 Cornell, Blaine	0	0	0	1	0	1	0.000	1	0	0	2	1	2	0.333	1	3	0.250	1	0	0.0	4	0.000	2
G 41 Murphy, Tom	2	0	2	0	4	0	1.000	0	2	0	2	0	4	0.000	4	4	0.500	1	0	3.0	8	0.375	2
G 42 Barbour, Bryan	0	1	0	0	0	1	0.000	0	1	1	0	1	1	0.500	1	2	0.333	1	0	0.0	3	0.000	1
G 43 Metivier, Sam	1	0	0	1	1	1	0.500	1	0	0	0	1	0	1.000	2	1	0.667	0	0	1.0	3	0.333	2
G 44 Millius, Mike	1	1	2	0	3	1	0.750	1	1	2	0	3	1	0.750	6	2	0.750	1	0	4.0	8	0.500	2
G 45 Johnson, Steve	1	1	1	1	2	2	0.500	1	0	0	1	1	1	0.500	3	3	0.500	1	0	2.5	6	0.417	2
G 46 Barlow, Brian	2	0	1	1	3	1	0.750	2	0	1	1	3	1	0.750	6	2	0.750	1	0	3.0	8	0.375	2
G 47 Smith, Jon	2	0	1	1	3	1	0.750	0	2	2	0	2	2	0.500	5	3	0.625	1	0	4.5	8	0.563	2
G5/ Train Station Shooters	3	9	2	10	5	19	0.208	2	4	2	4	4	8	0.333	13	35	0.271	0	0	11.5	48	0.240	
G 50 Speight, Brett	1	1	0	2	1	3	0.250	1	1	0	3	1	4	0.200	2	7	0.222	0	0	2.0	9	0.222	2
G 51 Speight, Patrick	0	2	0	3	0	5	0.000	0	2	1	1	1	3	0.250	1	8	0.111	0	0	0.0	9	0.000	2
G 52 Patel, Sheilish	0	0	0	0	0	0	---	0	0	0	0	0	0	---	0	0	---	0	0	0.0	0	---	0
G 53 Summers, Claude	1	1	0	2	1	3	0.250	0	2	0	2	0	4	0.000	1	7	0.125	0	0	3.5	8	0.438	2
G 54 Oakley, Richard	0	3	1	1	1	4	0.200	1	1	2	0	3	1	0.750	4	5	0.444	0	0	5.0	9	0.556	2
G 55 Bennis, Tom	0	2	1	1	1	3	0.250	1	2	1	1	2	3	0.400	3	6	0.333	0	0	1.0	9	0.111	2
G 56 Sibinic, Rich	1	0	0	1	1	1	0.500	1	0	0	1	1	1	0.500	2	2	0.500	0	0	0.0	4	0.000	1
G6/ Bull Hunters	2	4	4	2	6	6	0.500	2	1	1	2	3	3	0.500	12	12	0.500	0	8	13.5	24	0.563	
G 60 Bumpass, Mike	0	1	1	0	1	1	0.500	1	0	0	1	1	1	0.500	2	2	0.500	0	1	4.5	4	1.125	1
G 61 Jefferys, Lee	1	0	1	0	2	0	1.000	1	0	0	1	1	1	0.500	3	1	0.750	0	1	4.0	4	1.000	1
G 62 Havens, Lincoln	0	0	0	1	0	1	0.000	0	0	0	0	0	0	---	0	1	0.000	0	1	0.0	1	0.000	1
G 63 Cannizzaro, Anthony	0	1	1	0	1	1	0.500	1	0	1	0	2	0	1.000	3	1	0.750	0	1	1.0	4	0.250	1
G 64 Sosebee, Keith	0	1	0	0	0	1	0.000	0	1	0	1	0	2	0.000	0	3	0.000	0	1	0.0	3	0.000	1
G 65 Blanchard, Jeff	0	0	0	1	0	1	0.000	0	0	0	0	0	0	---	0	1	0.000	0	1	2.0	1	2.000	1
G 66 Leonard, Bill	0	1	0	0	0	1	0.000	0	1	0	1	0	2	0.000	0	3	0.000	0	1	0.0	3	0.000	1
G 67 Jefferys, Jacob	0	0	0	0	0	0	---	0	0	0	0	0	0	---	0	0	---	0	0	0.0	0	---	0
G 68 White, Vic	1	0	1	0	2	0	1.000	1	0	1	0	2	0	1.000	4	0	1.000	0	1	2.0	4	0.500	1
G 69 Groves, Tyler	0	0	0	0	0	0	---	0	0	0	0	0	0	---	0	0	---	0	0	0.0	0	---	0
G7/ Show Me Your Tips	7	5	9	3	16	8	0.667	3	3	3	3	6	6	0.500	28	20	0.583	0	0	22.5	48	0.469	
G 70 Powell, Lee	1	1	0	0	1	1	0.500	2	0	1	1	3	1	0.750	4	2	0.667	0	0	2.0	6	0.333	2
G 71 Bushman, Brad	2	0	2	0	4	0	1.000	2	0	1	1	3	1	0.750	7	1	0.875	0	0	4.0	8	0.500	2
G 72 Cantwell, Daniel	0	1	1	1	1	2	0.333	0	1	1	0	1	1	0.500	2	3	0.400	0	0	1.5	5	0.300	2
G 73 Harris, Layne	0	1	0	1	0	2	0.000	0	0	0	1	0	1	0.000	0	3	0.000	0	0	0.0	3	0.000	2
G 74 Lane, Bob	2	0	2	0	4	0	1.000	1	1	1	1	2	2	0.500	6	2	0.750	0	0	7.0	8	0.875	2
G 75 Freimark, Thomas	2	0	1	1	3	1	0.750	1	1	1	1	2	2	0.500	5	3	0.625	0	0	2.5	8	0.313	2
G 76 Bialaszewski, Rich	0	2	2	0	2	2	0.500	0	2	1	1	1	3	0.250	3	5	0.375	0	0	5.5	8	0.688	2
G 77 Goode, Mike	0	0	1	0	1	0	1.000	0	1	0	0	0	1	0.000	1	1	0.500	0	0	0.0	2	0.000	1



	Singles	301	Singles	Cricket	Singles	Record	Singles Win %-age	Doubles	Cricket	Doubles	501	Doubles	Record	Doubles Win %-age	Sngls + Dbls	Record	Sngls + Dbls Win %-age	Tiebreaker Ws	Tiebreaker Ls	All-Star Points	Games Played	All-Star Point Average	Matches Played
<b>H1/ Chalker's Nightmare</b>	8	4	6	6	14	10	0.583	4	2	3	3	7	5	0.583	28	20	0.583	0	0	12.5	48	0.260	
H 10 Kincaid, Lisa	2	0	2	0	4	0	1.000	0	2	2	0	2	2	0.500	6	2	0.750	0	0	2.5	8	0.313	2
H 11 Brown, Anthony	2	0	1	1	3	1	0.750	2	0	0	2	2	2	0.500	5	3	0.625	0	0	5.0	8	0.625	2
H 12 Berman, Brian	0	2	0	2	0	4	0.000	2	0	1	1	3	1	0.750	3	5	0.375	0	0	0.0	8	0.000	2
H 13 Ball, Pat	2	0	1	1	3	1	0.750	1	1	2	0	3	1	0.750	6	2	0.750	0	0	1.0	8	0.125	2
H 14 Boutieller, Tina	1	1	2	0	3	1	0.750	1	1	1	1	2	2	0.500	5	3	0.625	0	0	2.0	8	0.250	2
H 15 Harper, C.E.	0	0	0	0	0	0	---	0	0	0	0	0	0	---	0	0	---	0	0	0.0	0	---	0
H 16 Moulden, Jeremy	1	1	0	2	1	3	0.250	2	0	0	2	2	2	0.500	3	5	0.375	0	0	2.0	8	0.250	2
H 17 Berman, Mark	0	0	0	0	0	0	---	0	0	0	0	0	0	---	0	0	---	0	0	0.0	0	---	0
<b>H2/ Irish Ton</b>	8	4	8	4	16	8	0.667	2	4	5	1	7	5	0.583	30	18	0.625	0	0	14.0	48	0.292	
H 20 Cominole, Jeremy	2	0	2	1	4	1	0.800	2	0	1	1	3	1	0.750	7	2	0.778	0	0	5.0	9	0.556	2
H 21 Bowser, Brian	0	1	1	0	1	1	0.500	0	2	2	0	2	2	0.500	3	3	0.500	0	0	0.0	6	0.000	1
H 22 Fox, Chris	3	1	2	0	5	1	0.833	2	0	1	1	3	1	0.750	8	2	0.800	0	0	2.5	10	0.250	2
H 23 Logan, Pete	0	0	0	0	0	0	---	0	0	0	0	0	0	---	0	0	---	0	0	0.0	0	---	0
H 24 Hiltbrunner, Sherry	1	1	1	1	2	2	0.500	0	2	2	0	2	2	0.500	4	4	0.500	0	0	3.5	8	0.438	2
H 25 Lants, Ben	0	0	0	0	0	0	---	0	0	0	0	0	0	---	0	0	---	0	0	0.0	0	---	0
H 26 Rossbach, Mark	2	0	2	1	4	1	0.800	0	3	3	0	3	3	0.500	7	4	0.636	0	0	3.0	11	0.273	2
H 27 Plain, Jimmy	0	0	0	0	0	0	---	0	0	0	0	0	0	---	0	0	---	0	0	0.0	0	---	0
H 28 Perkins, Heath	0	1	0	1	0	2	0.000	0	1	1	0	1	1	0.500	1	3	0.250	0	0	0.0	4	0.000	1
H 29 (paid - but unfilled)	0	0	0	0	0	0	---	0	0	0	0	0	0	---	0	0	---	0	0	0.0	0	---	0
<b>H3/ Ballistic Behavior</b>	5	7	6	6	11	13	0.458	4	2	6	0	10	2	0.833	31	17	0.646	7	0	16.0	48	0.333	
H 30 Phillips, Britt	0	2	0	0	0	2	0.000	0	1	0	0	0	1	0.000	0	3	0.000	1	0	0.0	3	0.000	2
H 31 Phillips, Josh	2	0	1	1	3	1	0.750	1	1	2	0	3	1	0.750	6	2	0.750	1	0	3.5	8	0.438	2
H 32 Hayward, Simon	0	2	2	0	2	2	0.500	1	1	2	0	3	1	0.750	5	3	0.625	1	0	1.5	8	0.188	2
H 33 Hayward, Georgia	1	1	1	1	2	2	0.500	2	0	2	0	4	0	1.000	6	2	0.750	1	0	3.0	8	0.375	2
H 34 Shirey, Anthony	1	1	0	2	1	3	0.250	1	0	2	0	3	0	1.000	4	3	0.571	1	0	4.0	7	0.571	2
H 35 Letsch, Dempsey	0	0	1	1	1	1	0.500	2	0	2	0	4	0	1.000	5	1	0.833	1	0	2.0	6	0.333	2
H 36 Howell, John	1	1	1	1	2	2	0.500	1	1	2	0	3	1	0.750	5	3	0.625	1	0	2.0	8	0.250	2
<b>H4/ Chalk it Up</b>	5	7	5	7	10	14	0.417	2	4	4	2	6	6	0.500	22	26	0.458	7	0	8.0	48	0.167	
H 40 McNamara, Ken	0	2	1	0	1	2	0.333	1	1	2	0	3	1	0.750	4	3	0.571	1	0	2.0	7	0.286	2
H 41 Lawrence, Jonathan	2	0	1	1	3	1	0.750	1	1	1	1	2	2	0.500	5	3	0.625	1	0	2.5	8	0.313	2
H 42 Coggins, Leigh	0	1	0	1	0	2	0.000	0	1	1	0	1	1	0.500	1	3	0.250	0	0	0.0	4	0.000	1
H 43 Pfeiffer, Anna	2	0	1	1	3	1	0.750	1	1	1	1	2	2	0.500	5	3	0.625	1	0	0.0	8	0.000	2
H 44 Morlando, Jim	0	1	0	1	0	2	0.000	0	0	0	0	0	0	---	0	2	0.000	1	0	0.0	2	0.000	1
H 45 Crawford, Neal	1	1	1	1	2	2	0.500	0	2	1	0	1	2	0.333	3	4	0.429	0	0	2.0	7	0.286	2
H 46 Rosen, Stacy	0	2	0	1	0	3	0.000	0	1	1	1	1	2	0.333	1	5	0.167	1	0	0.0	6	0.000	2
H 47 Coggins, B.J.	0	0	0	0	0	0	---	0	0	0	0	0	0	---	0	0	---	0	0	0.0	0	---	0
H 48 Owen, Hal	0	0	1	0	1	0	1.000	0	1	1	0	1	1	0.500	2	1	0.667	1	0	0.0	3	0.000	1
H 49 Johnson, Michael	0	0	0	1	0	1	0.000	1	0	0	1	1	1	0.500	1	2	0.333	1	0	1.5	3	0.500	1
<b>H5/ Brown's Bombers</b>	6	6	6	6	12	12	0.500	5	1	1	5	6	6	0.500	24	24	0.500	0	0	2.0	48	0.042	
H 50 Jones, Jessica	0	2	0	1	0	3	0.000	1	1	0	2	1	3	0.250	1	6	0.143	0	0	0.0	7	0.000	2
H 51 Huffman, Inky	0	0	0	1	0	1	0.000	0	0	0	0	0	0	---	0	1	0.000	0	0	0.0	1	0.000	1
H 52 Davis, Luke	1	1	2	0	3	1	0.750	2	0	0	2	2	2	0.500	5	3	0.625	0	0	0.0	8	0.000	2
H 53 Casey, Kevin	2	0	1	1	3	1	0.750	1	1	0	2	1	3	0.250	4	4	0.500	0	0	1.0	8	0.125	2
H 54 Suan, John	1	1	1	1	2	2	0.500	2	0	0	2	2	2	0.500	4	4	0.500	0	0	1.0	8	0.125	2
H 55 Murphy, James	2	0	2	0	4	0	1.000	2	0	1	1	3	1	0.750	7	1	0.875	0	0	0.0	8	0.000	2
H 56 Garner, Annette	0	2	0	2	0	4	0.000	2	0	1	1	3	1	0.750	3	5	0.375	0	0	0.0	8	0.000	2
H 57 (paid - but unfilled)	0	0	0	0	0	0	---	0	0	0	0	0	0	---	0	0	---	0	0	0.0	0	---	0
H 58 (paid - but unfilled)	0	0	0	0	0	0	---	0	0	0	0	0	0	---	0	0	---	0	0	0.0	0	---	0
<b>H6/ Tips &amp; Shafts</b>	7	5	7	5	14	10	0.583	3	3	2	4	5	7	0.417	24	24	0.500	0	5	8.0	48	0.167	
H 60 Borgna, Denise	0	1	0	1	0	2	0.000	1	0	1	0	2	0	1.000	2	2	0.500	0	0	0.0	4	0.000	1
H 61 Borgna, Andrew	2	0	2	0	4	0	1.000	1	1	1	1	2	2	0.500	6	2	0.750	0	1	0.0	8	0.000	2
H 62 Spencer, Kenny	1	1	1	1	2	2	0.500	1	1	0	2	1	3	0.250	3	5	0.375	0	1	0.0	8	0.000	2
H 63 Prusisz, Mike	0	0	0	0	0	0	---	0	0	0	0	0	0	---	0	0	---	0	0	0.0	0	---	0
H 64 Thaxter, Norm	0	2	2	1	2	3	0.400	1	2	1	2	2	4	0.333	4	7	0.364	0	1	3.5	11	0.318	2
H 65 Lisk, Jon	2	1	2	0	4	1	0.800	2	0	1	1	3	1	0.750	7	2	0.778	0	1	4.5	9	0.500	2
H 66 Riss, Melissa	2	0	0	2	2	2	0.500	0	2	0	2	0	4	0.000	2	6	0.250	0	1	0.0	8	0.000	2
<b>H7/ Just A Bit Outside</b>	4	8	4	8	8	16	0.333	2	4	0	6	2	10	0.167	12	36	0.250	0	0	6.5	48	0.135	
H 70 Budd, Shawn	2	0	2	0	4	0	1.000	1	1	0	0	1	1	0.500	5	1	0.833	0	0	1.0	6	0.167	2
H 71 Budd, Jen	0	2	0	0	0	2	0.000	1	1	0	2	1	3	0.250	1	5	0.167	0	0	0.0	6	0.000	2
H 72 Ceven, Alex	0	0	0	2	0	2	0.000	0	2	0	1	0	3	0.000	0	5	0.000	0	0	1.0	5	0.200	2
H 73 Pepin, Andrew	1	0	0	0	1	0	1.000	0	1	0	1	0	2	0.000	1	2	0.333	0	0	2.0	3	0.667	1
H 74 Weinel, Kyle	1	1	1	1	2	2	0.500	1	1	0	1	1	2	0.333	3	4	0.429	0	0	0.0	7	0.000	2
H 75 Coogan, Beth	0	1	0	1	0	2	0.000	0	0	0	1	0	1	0.000	0	3	0.000	0	0	0.0	3	0.000	1
H 76 Osier, Emmalee	0	0	0	2	0	2	0.000	0	0	0	2	0	2	0.000	0	4	0.000	0	0	0.0	4	0.000	2
H 77 Dinsmore, Matt	0	2	0	0	0	2	0.000	0	1	0	1	0	2	0.000	0	4	0.000	0	0	0.0	4	0.000	2
H 78 Collins, Richard	0	1	1	1	1	2	0.333	1	1	0	2	1	3	0.250	2	5	0.286	0	0	2.5	7	0.357	2
H 79 Cummings, Jeremy	0	1	0	1	0	2	0.000	0	0	0	1	0	1	0.000	0	3	0.000	0	0	0.0	3	0.000	1
<b>H8/ Bulls Up!</b>	5	7	6	6	11	13	0.458	2	4	3	3	5	7	0.417	21	27	0.438	0	7	10.0	48	0.208	
H 80 Massey, Amy	1	1	0	2	1	3	0.250	1	1	0	1	1	2	0.333	2	5	0.286	0	1	2.0	7	0.286	2
H 81 Butterworth, Jim	1	0	2	0	3	0	1.000	2	0	1	1	3	1	0.750									