

Tons of Newsletter

Home to the Spring Session of the Raleigh Dart League for week #13, Wednesday, April 19, 2017 Issue #JK685
The "What The Hell Is That Giant Upside-Down BattleShip/Lite Brite Contraption?" Edition

SCORESHEET RETURNS IN WEEKS 13 AND 14

[Note: I run this item every season... You've seen it before, and you'll see it next season. It still applies, so please read on. - JK]

I am begging each of you captains: please send your week 13 and week 14 scoresheets as quickly as possible. Preferably, all of you would send your scoresheets no later than Friday. I need the week 13 scoresheets quickly to assemble the singles and all-star leaders lists for the final week of play. **Any division for which I don't have all of the scoresheets will NOT receive the leader standings or divisional statistics, unless no top throwers are included in that match.** It is not fair for some players to know how the others did in week 13, and not vice versa. So, please send me your week 13 scoresheets quickly. ##### I also need your week 14 scoresheets sent quickly, so that there aren't any playoff positions changed by a mail-in penalty. If I have to call people on Tuesday and change the match in which they are involved, I will be VERY unhappy. I have had to do that twice before, and I DON'T want to do it again.

There are more stories and newsworthy items on pages 5 & 8. Some are regular items, some are not. And some might turn out to be important... Or not... Check 'em out and find out.

ANOTHER INTERESTING ONE FOR THE LIST...

I'm collecting a list of changes and clarifications to send to the RDL Board and/or the Rules Committee for consideration for the Fall season, and I added another to the list this past week. What is the proper way to handle the situation of players playing the wrong opponents? The answer is not clearly included in our rules, and it will always be trumped by "the captains agreeing to a nice resolution", but the outcome is likely based in part on whether the games just started, or whether they were completed, etc.

RDL TRIVIA

Last week's question: *Ok, let's run with this singles win stuff a bit... In the past 42 seasons, what percentage of the divisional singles win percentage champs (all divisions included) started their seasons with a loss in their first singles game?*

The answer: Holy cow, this answer surprised even me. In the past 42 seasons, we've had a total of 309 divisions. And those divisions, due to tied records in the top spot, have produced 328 divisional singles win percentage champions. And of those 328, 17.5% of them started their personal singles seasons with a loss! No, that is not a typo... 17.5%!!!! 54 of the 328 titlists started their seasons as a game loser. I was stunned when I saw that number come out. Just for kicks, let's go a little further... 2.6% of the titlists (8 of the 328) started out 0-2. And then there's John Iager of the Grateful Darts in the Fall 1999 D league... Iager started out a ridiculous 0-3 before running off 13 straight wins (barely making the 16-game minimum) and taking home the D crown! So if you drop a game or two to start out next season, fear not... maybe you're just setting yourself up to join a pretty large club.

This week's question(s): **Last ones on the singles champions train of thought for now... Of those 328 divisional singles champs, how many of them were female, and what is the highest division title ever claimed by a female? Who was it?**

Don't forget! The **Spring 2017 banquet** will be held at **The Upper Deck** on Harrison Ave., **Sat., May 20th!!!**

The party starts at 11:30 a.m., and will progress through food, awards, our standard "top-bottom" blind draw, etc. Your dues paid for the party - you might as well show up and enjoy, right?

RDL HEADLINES

- "A" Division: Element and Appetite avoid the key upset week; Dead Beats put hammer lock on 3rd; Monkeys sweep doubles
"B" Division: Shaunt in a tight race with Dartistic in C for 2nd best (or maybe 1st best in the end?) season this spring; Rif Raf holds off Handsome to leapfrog over them into second
"C" Division: Bunkers barely avoid losing to the last place team, end up clinching 2nd and a likely climb to B; Big Bulls take a second mail penalty... taking a third would be bad...
"D" Division: We've Got extends the win streak to 7, pushing Armed probably too far back to have a chance of re-catching them; Bandits take 2nd, but will have to wait out a wk14 bye
"E" Division: The Sharks circle, and down goes Hump Day!; Rangers dig out of a 5-1 hole with a doubles sweep and find themselves in title fight; look out... Inappropriate win streak!
"F" Division: All Flights rides critical DCkt sweep to narrow win, while captain Limerick dubs himself One-Eyed Willie... no really, he admitted to it; Death Throw wins again, lurking
"G" Division: Show Me and the Hunters lower the booms, and now Show Me is counting on wk14 help from the Hunters
"H" Division: Bulls Up! takes care of business, keeping H lead; Irish Ton gets a huge win, putting down Ballistic and holding on to #2 spot; Chalk and Nightmare each win, reach 8-4 too

SHE DID IT YET AGAIN

If you skim the brackets on page 6, you'll find that Membership Director Heather Bohanan has again scheduled every division's semifinals right next to each other. I love that every semifinal team can see any drama unfold on the other board pair as well. (And she even got one whole division in the same bar in the quarters as well. H div. is the lucky recipient this time around.)

Name the band/singer? the song? Last week's answers: Song 1 = "Hurts So Good" by John Mellencamp; Song 2 = "King of Pain" by The Police; Song 3 = "Misery Business" by Paramore. And the them? Misery, pain, agony... anything you might feel right after you miss that one shot for the whole season title, right? Though admittedly, that specific example probably doesn't hurt 'so good'. [Nobody got the whole set of info, mostly because it appears that not that many of you seem to know Paramore... silly people... Weekly lyric game leaders Paul Jacobi and Pete Rutten were among those that got all but the third song/singer, so they maintain their game-leader positions. Jacobi's reply even came with a whole set of his own game lyrics that he sent back to me (I got 3 out of 5... shoulda had 4... dangit). - JK]
Week 13, song #1 lyric: "It's getting late have you seen my mates, Ma tell me when the boys get here, It's seven o'clock and I want to rock"
Week 13, song #2 lyric: "Out past the cornfields where the woods got heavy, Out in the back seat of my '60 Chevy, Workin' on mysteries..."
Week 13, song #3 lyric: "What does it matter to ya, When you got a job to do, You gotta do it well, You gotta give the other fellow hell"

DIVISIONAL TEAM STANDINGS AND RESULTS FROM WEEK 12 (4/12/17)

(Home team listed second in each match.)

	W	L	Pts.	Teams	Score	301	SCkt	DCkt	501	1001	ASP's	Short-handed?	Penalties	
"A" Division	🏆 This Is Element	12	0	225	Fringe	9	2	1	2	4	-	22.0	-	-
	🏆 Appetite for Destruction	11	1	207	Element	15	4	5	4	2	-	35.5	-	-
	3 Dead Beats	7	5	160	Appetite	18	4	4	4	6	-	20.5	-	-
	4 Lunatic Fringe	6	6	141	Alliance	6	2	2	2	0	-	17.0	-	-
	5 North Raleigh Alliance	6	6	120	Dead Beats	14	3	5	4	2	-	20.5	-	-
	6 Brass Monkeys	4	8	113	Beer View	8	3	1	1	3	-	9.5	Yes, & 2 in 501	-
	7 Beer View Mirrors	2	10	110	Nine Lives	2	1	1	0	0	-	16.5	2 short	-
	🏆 Nine Lives	0	12	60	Monkeys	21	5	4	6	6	-	19.5	-	-
"B" Division	🏆 Shaunt Be Shutout	🏆 12	0	193	McGavin	10	1	3	4	2	-	12.0	-	-
	2 Rif Raf	7	5	160	Shaunt	14	5	3	2	4	-	18.5	-	-
	3 Them Handsome Devils	7	5	143	Handsome	11	2	1	4	4	-	14.0	-	-
	4 Methodical Madness	6	6	135	Rif Raf	13	4	5	2	2	-	8.5	-	-
	5 Menace 2 Sobriety	5	7	139	Menace	16	3	5	4	4	-	13.5	-	-
	6 Kiss My WHAT?!	5	7	131	Kiss My	8	3	1	2	2	-	11.5	-	-
	7 Shooter McGavin	5	7	127	Methodical	14	3	5	2	4	-	6.0	-	-
	🏆 Who Gives A Cork?	1	11	105	Cork	10	3	1	4	2	-	9.0	-	-
"C" Division	🏆 Dartistic License	🏆 12	0	193	Fire	6	1	1	2	2	-	7.0	-	-
	2 The Bunkers	8	4	155	Dartistic	18	5	5	4	4	-	22.0	-	-
	3 Big Bulls	6	6	99	Never Trust	11	2	3	2	4	-	10.0	-	-
	4 Cheap Shots	5	7	143	Bunkers	13	4	3	4	2	-	13.5	-	-
	5 Fire For Effect	5	7	130	Dysfunctional	11	4	1	2	4	-	9.5	-	-
	6 Mike's Garage	4	8	138	Big Bulls	13	2	5	4	2	-	11.5	-	mail
	7 Dysfunctional Outlaws	4	8	129	Cheap Shots	13	4	3	2	4	-	15.0	-	-
	8 Never Trust a Dart	4	8	99	Garage	11	2	3	4	2	-	10.0	-	-
"D" Division	1 We've Got Big Bulls	8	2	144	Armed	8	4	2	0	2	-	10.0	-	-
	2 One Armed Bandits	7	4	137	We've Got	16	2	4	6	4	-	14.0	-	-
	3 Armed and Hammered	6	4	127	Dynamic	9	2	1	4	2	-	6.0	-	-
	4 Sharky's Machine	6	4	113 *	Bandits	15	4	5	2	4	-	14.0	-	-
	5 Bullseye Brewers	5	4	120 *	Machine	(match postponed to Thursday, 4/27)		-	-	-	-	-	-	-
	6 Ted's DeploraBull Emporium	3	7	99	Brewers	(match postponed to Thursday, 4/27)		-	-	-	-	-	-	-
	🏆 Dynamic Darts	0	10	82	Ted's	-	(BYE)		-	-	-	-	-	-
"E" Division	1 Hump Day!	8	2	136	Shark Shooters	14	4	2	4	4	-	6.0	-	-
	2 Red-eye Rangers	7	3	135	Hump Day!	10	2	4	2	2	-	8.0	-	-
	3 Sofa Kings	7	3	131	Coach	8	5	3	0	0	-	7.5	-	-
	4 Coach's Last Stand	5	6	140	Rangers	16	1	3	6	6	-	10.5	-	-
	5 Game of Throws	4	6	96	Game	6	2	3	0	1	-	15.0	Yes	-
	6 Shark Shooters	3	8	113	Inappropriate	15	3	2	6	4	-	6.5	-	-
	7 Something Inappropriate	2	8	96	Sofa Kings	-	(BYE)		-	-	-	-	-	-
"F" Division	1 All Flights Matter	8	2	137	Reefers	11	4	3	0	4	-	9.5	-	-
	2 Death Throw	7	3	137	All Flights	13	2	3	6	2	-	9.5	-	-
	3 Coral Reefers	6	4	125	Death Throw	16	2	4	4	6	-	5.5	-	-
	4 Chatham Street Elite	5	5	115	Chatham	7	3	2	2	0	-	6.0	Yes	-
	5 Don't Hit The Scorekeeper	5	6	131	Scorekeeper	16	5	3	4	4	-	9.0	-	-
	6 Ducks of War	4	7	124	Ducks	8	1	3	2	2	-	5.5	-	-
	🏆 Dart Buddies	1	9	85	Buddies	-	(BYE)		-	-	-	-	-	-
"G" Division	🏆 Wayne Gretzky	9	1	144	Gretzky	16	(automatic forfeit)		-	-	-	-	-	
	🏆 Show Me Your Tips	9	2	157	Train Station	0	(automatic forfeit)		-	-	-	-	suspended for the season	
	3 Bull Hunters	7	4	161	Walking	3	1	0	2	0	-	6.0	Yes, & 2 in 301	-
	4 Walking the Wire	6	5	137	Show Me	20	4	6	4	6	-	9.5	-	phone
	5 Is It In?	5	5	110	Hunters	18	4	4	6	4	-	13.0	-	-
	🏆 All About That Bull	2	9	92	All About	6	2	2	0	2	-	8.5	-	-
	🏆 xx - Train Station Shooters	0	12	13	Is It In?	-	(BYE)		-	-	-	-	-	-
"H" Division	1 Bulls Up!	9	3	172	Bulls Up!	16	3	5	2	6	-	7.0	-	-
	2 Irish Ton	8	4	153	Just A Bit	8	3	1	4	0	-	3.0	-	-
	3 Chalk it Up	8	4	147	Ballistic	9	1	2	4	2	-	4.0	-	-
	4 Chalker's Nightmare	8	4	145	Irish Ton	15	5	4	2	4	-	7.0	-	-
	5 Ballistic Behavior	7	5	159	Nightmare	13	4	5	4	0	-	10.5	-	-
	6 Tips & Shafts	4	8	138	Bombers	11	2	1	2	6	-	2.0	-	-
	7 Brown's Bombers	3	9	132	Tips & Shafts	8	1	3	0	4	-	8.0	-	-
🏆 Just A Bit Outside	1	11	94	Chalk it Up	16	5	3	6	2	-	9.5	-	-	

🏆 = regular season division champion 🏆 = clinched "top-two" finish in division 🏆 = clinched "bottom-two" finish in division

"HOT DARTS"		
Player Name	Team Name	Hot Darts
	"A" Division	
Hamilton, Billy	Lunatic Fringe	9m
Phillips, Robbie	This Is Element	9m
Salemo, Joe	Brass Monkeys	T80
Work, Joe	North Raleigh Alliance	130-In
Gauthier, Kyle	Dead Beats	120-In
Wall, Keith	Brass Monkeys	103-In
Tanner, Dave	North Ral. Alliance	10-dart 301
Massengill, Chad	This Is Element	12-dart 301
Johnson, Michael	Appetite for Destr.	14-dart 301
Keller, Tony	Dead Beats	14-dart 301
Mitchell, Sid & Stankevich, Scott	Appetite for Destruction	18-dart 501
Phillips, Robbie	This Is Element	12.0 ASPs
Kramer, John	This Is Element	8.0 ASPs
Massengill, Chad	This Is Element	8.0 ASPs
Eason, Joel	Lunatic Fringe	7.0 ASPs
Wall, Keith	Brass Monkeys	7.0 ASPs
Massengill, Randy	Brass Monkeys	6.0 ASPs
Mitchell, Sid	Appetite for Destruc	6.0 ASPs
Smith, Butch	Nine Lives	6.0 ASPs
Work, Joe	North Raleigh Allia	6.0 ASPs
Hamilton, Billy	Lunatic Fringe	5.5 ASPs
Salemo, Joe	Brass Monkeys	5.5 ASPs
Tanner, Dave	North Raleigh Allia	5.5 ASPs
Copple, Matthew	Nine Lives	5.0 ASPs
Mozzetti, Tim	Appetite for Destruc	5.0 ASPs
Rodgers, Trey	Beer View Mirrors	5.0 ASPs
Gauthier, Kyle	Dead Beats	4.5 ASPs
Oakley, Jerry	Brass Monkeys	4.5 ASPs
Romancheck, David	Nine Lives	4.5 ASPs
Terry, Bob	Lunatic Fringe	4.5 ASPs

"B" Division		
Bradshaw, Rick	Shaunt Be Shutout	116-In
Reitano, Sal	Shaunt Be Shutout	14-dart SCKt
O'Bryan, Peter	Rif Raf	19-dart SCKt
Garland, Bryan & Krasnow, Dave	Them Handsome Devils	23-dart 501
Reitano, Sal	Shaunt Be Shutout	6.0 ASPs
Krasnow, Dave	Them Handsome De	5.0 ASPs
Maccini, Billy	Shaunt Be Shutout	4.5 ASPs
Mayhew, Zak	Who Gives A Cork?	4.5 ASPs
Neiswonger, Mark	Menace 2 Sobriety	4.5 ASPs
Foushee, Kevin	Shaunt Be Shutout	4.0 ASPs

Can't remember what to call in for the 'Hot Darts' list here? Check out page 4 - the list of minimums is there EVERY week.

"C" Division		
Cashin, Jeff	Never Trust A Dart	15-dart 301
Bennett, Will	Dartistic License	6.0 ASPs
Martinez, Vince	The Bunkers	5.0 ASPs
Flanagan, Stephen	Big Bulls	4.5 ASPs
Healy, Simon	Dartistic License	4.5 ASPs
Krestalude, Andy	The Bunkers	4.5 ASPs
Hindle, Mikey	Cheap Shots	4.0 ASPs
Michaud, Jason	Dartistic License	4.0 ASPs
Cashin, Jeff	Never Trust A Dart	3.5 ASPs
Jimenez, Eduardo	Dartistic License	3.5 ASPs
Strickland, Cale	Mike's Garage	3.5 ASPs
Tant, J.J.	Dysfunctional Outla	3.5 ASPs

(... with one match postponed ...)

"D" Division		
Robertson, Phil	We've Got Big Bulls	9m
Simpson, Aden	Armed and Hammered	5-Bulls

"E" Division		
Murphy, Phil	One Armed Bandits	5.5 ASPs
Simpson, Aden	Armed and Hammer	5.5 ASPs
Robertson, Phil	We've Got Big Bull	4.5 ASPs
Trefzger, Ken	One Armed Bandits	4.5 ASPs

"F" Division		
Rudy, Jeff	Game of Throws	21-dart SCKt
Montesi, Chris	Game of Throws	5.5 ASPs
Rudy, Jeff	Game of Throws	5.5 ASPs
Hall, Steve	Red-eye Rangers	4.0 ASPs
Smelik, Pat	Game of Throws	4.0 ASPs
Deemer, Randy	Hump Day!	3.5 ASPs
Haynes, Chris	Something Inappropri	3.5 ASPs
Stacy, Rod	Shark Shooters	3.5 ASPs

"G" Division		
Gardner, Kenn	All Flights Matter	4.0 ASPs
Vick, Justin	Don't Hit the Scorek	4.0 ASPs
Church, Art	Chatham Street Elite	3.0 ASPs
Jarvah, Sean	Coral Reefers	3.0 ASPs
Patskoski, Jason	Coral Reefers	3.0 ASPs
Surber, Dave	All Flights Matter	3.0 ASPs

"H" Division		
Bumpass, Mike	Bull Hunters	9m
White, Vic	Bull Hunters	5.0 ASPs
Bumpass, Mike	Bull Hunters	3.0 ASPs
Bushman, Brad	Show Me Your Tips	3.0 ASPs
Lane, Bob	Show Me Your Tips	3.0 ASPs
Peterson, Eric	All About That Bull	3.0 ASPs

"I" Division		
Cochran, Matt	Bulls Up!	8m
Close, Eddie	Tips & Shafts	3.5 ASPs
Berman, Brian	Chalker's Nightmare	3.0 ASPs
Phillips, Josh	Ballistic Behavior	3.0 ASPs
Ball, Pat	Chalker's Nightmare	2.5 ASPs
Kincaid, Lisa	Chalker's Nightmar	2.5 ASPs

DIVISIONAL TROPHY DART CATEGORIES

	A division	B division	C division	D division	E division	F division	G division	H division
High In (301 first turn only!!)	Ton-60 (3/22/17) Robbie Phillips This Is Element	Ton-40 (2/8/17) John Wilson Methodical...	Ton-56 (3/22/17) Mike Holly The Bunkers	Ton-11 (3/1/17) Mike Litzinger Bullseye Brewers	Ton-20 (2/22/17) Steve Hall Red-eye Rangers	Ton-52 (3/22/17) Ron Smith ...Scorekeeper	Ton-14 (3/15/17) Wright Miller Walking the Wire	Ton-40 (1/25/17) Jon Lisk Tips & Shafts
High Out (301/501/1001)	Ton-52 (2/22/17) Scott Stankevich Appetite for Destruction	Ton-24 (3/22/17) Chris Wilson Methodical Madness	Ton-20 (2/8/17) Chris Toolan Big Bulls	Ton Matt Veith ...Brewers (2/1) Ken Trefzger ...Bandits (2/15)	Ton-04 (2/15/17) Jim Gallagher Coach's Last Stand	Ton-41 (1/25/17) Sean Roseman Coral Reefers	94 (4/12/17) Brad Prosser Walking the Wire	Ton-16 (3/8/17) Jeremy Cominole Irish Ton
Fast Singles 301	8 darts Chad Massengill ...Element (2/1) Robbie Phillips ...Element (2/15)	10 darts (4/5/17) Bryan Garland Them Handsome Devils	13 darts Hugh Vance Dartistic... (3/8) Jeff Cashin Never Trust... (4/5)	10 darts (4/5/17) Tom Winters Dynamic Darts	11 darts (3/22/17) Joe Munroe Shark Shooters	13 darts (3/22/17) Dave Surber All Flights Matter	13 darts (3/15/17) Wright Miller Walking the Wire	14 darts Jim Butterworth Bulls Up! (2/22) Kevin Casey Brown's... (3/8)
Fast Singles Cricket	15 darts (3/22) Chad Massengill This Is Element	14 darts (4/12/17) Sal Reitano Shaunt Be Shutout	20 darts (3/8/17) Ernie Gilyardi Mike's Garage	30 darts (3/29/17) Patrick Merkle We've Got Big... Tom Winters Dynamic Darts	20 darts (3/1/17) Randy Deemer Hump Day!	24 darts (3/8/17) Jeremy Limerick All Flights Matter	26 darts (3/22/17) Joe Rigert, Sr. Wayne Gretzky	37 darts (3/29/17) Andrew Borgna Tips & Shafts
Fast Doubles Cricket	15 darts (3/22) Tom Brown & Chad Massengill This Is Element	25 darts (3/29/17) Eugene Foushee & C.J. Jobe Shaunt Be Shutout	24 darts Matt Goss & Kris Kilsdonk Fire... (3/29) Mike Steppe & J.J. Tant Dysfunc. ... (4/5)	25 darts (2/22/17) Ryan Madey & Patrick Merkle We've Got Big Bulls	22 darts (3/29/17) Joe Munroe & Eric Taylor Shark Shooters	24 darts (4/5/17) Chris Daniels & C.J. Lefebvre Chatham Street Elite	21 darts (3/29/17) Joe Rigert, Sr. & Jonathan Wilson Wayne Gretzky	28 darts (1/25/17) Georgia Hayward & Dempsey Letsch Ballistic Behavior
Fast Doubles 501	14 darts (2/1/17) Chad Massengill & Wil Tan This Is Element	18 darts (1/25/17) Brian Howard & Ronnie Knott Shooter McGavin	19 darts (3/29/17) Jim Hunsberger & Amanda Preciado Fire For Effect	22 darts David Simpson & Barry Thompson ...Hammered (1/25) Frank Allison & Darren Barrett ...Machine (2/8) Phil Murphy & Shane Richardson ...Bandits (3/1)	20 darts (3/15/17) Jim Gallagher & Andrew Hamer Coach's Last Stand	21 darts (2/15/17) Danny Ives & Sean Ryan Chatham Street Elite	21 darts (3/29/17) Rich Bialaszewski & Brad Bushman Show Me Your Tips	24 darts (1/25/17) Neal Crawford & Jonathan Lawrence Chalk it Up

Perfect Throws	9-Marks	Ton-80s	6-Bulls
Jeff Watson, Jr. (3) (Kiss My WHAT?! 2/1, 3/29, 4/5)	Greg Caldwell (One Armed Bandits, 3/22)	Dan Naylor (Kiss My WHAT?! 1/25)	John Kramer (This Is Element, 3/22)
Robbie Phillips (2) (This Is Element, 3/8, 4/12)	John Carroll (Shaunt Be Shutout, 3/22)	Jim Peele (North Raleigh Alliance, 3/22)	Ryan Madey (We've Got Big..., 3/1)
Sal Reitano (2) (Shaunt Be Shutout, 2/1, 2/8)	Matthew Copple (Nine Lives, 3/29)	Joe Rigert, Sr. (Wayne Gretzky, 2/8)	Jeff Reygers (Dead Beats, 3/15)
Mike Seward (2) (Appetite..., 2/8, 2/15)	Neal Crawford (Chalk it Up, 3/1)	Phil Robertson (We've Got Big..., 4/12)	Joe Salemo (Brass Monkeys, 4/12)
Frank Allison (Sharky's Machine, 3/8)	Kris Fischlein (Dead Beats, 2/1)	Julie Scheppele (Kiss My WHAT?! 2/8)	Don Sautter (Shooter McGavin, 3/29)
Paul Beaudoin (Beer View Mirrors, 3/29)	Kyle Gauthier (Dead Beats, 3/22)	Chris Schon (Shooter McGavin, 2/15)	Anthony Shirey (Ballistic..., 2/15)
Keith Bouchard (Menace 2 Sobriety, 3/8)	Billy Hamilton (Lunatic Fringe, 4/12)	Bob Terry (Lunatic Fringe, 3/8)	David Simpson (Armed..., 3/29)
Andy Bowen (Walking the Wire, 3/8)	Angela Jeffcoat (Who Gives A Cork?, 3/15)	Keith Wall (Brass Monkeys, 2/1)	Victor Thompson (Appetite..., 4/5)
Mike Bumpass (Bull Hunters, 4/12)	C.J. Lefebvre (Chatham Street Elite, 4/5)	Joe Work (North Ral. Alliance, 1/25)	Vic White (Bull Hunters, 4/5)
Jim Butterworth (Bulls Up!, 2/22)	Chris Martin (Something Inappropriate, 4/5)	Ton-80s	Tom Winters (Dynamic Darts, 4/5)
	Chad Massengill (This Is Element, 3/15)	Brad Adams (Never Trust A Dart, 3/22)	Joe Work (North Ral. Alliance, 2/15)
	Tim McNamara (Something Inappropriate, 3/1)	John Carroll (Shaunt Be Shutout, 3/8)	
	Sid Mitchell (Appetite for Destruction, 3/22)	E.J. Ellis (Kiss My WHAT?! 2/15)	Michael Johnson (Appetite..., 3/29)

HOW TO REACH US

RDL VoiceMail 919-990-1218
Mail Scoresheets to: Jason Kilts - RDL Statistician
 5005 Raintree Road, Durham, NC 27712
Scoresheet FAX available at:
919-324-3545 - email JK for confirmation of receipt!
New Member Fees and Newsletter Fees:
 (for now, these also go to the Membership Director)
 Heather Bohanan, 206 Shoals Lane, Garner, NC 27529
Nomination and Election Ballots:
 Heather Bohanan, 206 Shoals Lane, Garner, NC 27529
Grievances/Complaints/Rules Suggestions:
 Kevin Coyne, 204 Clifton Ridge Court, Louisburg, NC 27549
All Other RDL Correspondence to:
 (Just send whatever to Jason and he'll pass it along...)
2017 Board of Directors

<i>President</i>	Tim Mozzetti	919-649-1816
	email: tjmozz@gmail.com	
<i>Vice President</i>	Maridy Knight	919-417-7828
	email: maridy16@gmail.com	
<i>(interim) Secretary</i>	<i>Memb. Director Heather Bohanan is presently also doing these duties...</i>	
<i>Treasurer</i>	Barron Hartley	919-749-2061
	email: bkh345@hotmail.com	
<i>Membership</i>	Heather Bohanan	919-326-1956
	email: membership@raleighdartleague.org	
<i>Rules/Grievances</i>	Kevin Coyne	919-961-8303
	email: krcoyne@gmail.com	

League Statistician/Editor: Jason Kilts 919-990-1218
 email: jdkilts@yahoo.com or jdkilts@gmail.com

"HOT DARTS" CALL-IN GUIDELINES

Here are the guidelines you should use for the minimum number of all-star points to report when calling in your scores.
 "A" Div. = 4.5 or more ASPs; "B" Div. = 4.0 or more ASPs
 "C, D" Divisions = 3.5 or more ASPs
 "E, F, G" Divs. = 3.0 or more ASPs; "H" = 2.5 or more ASPs
 Also, call in any fast games, high ins, high outs, or other amazing feats that you think warrant a little recognition (e.g., Ins & Outs higher than a Ton, 24-dart cricket games, 15-dart 301s, 24-dart 501s, Ton-70s and up, 5-Bulls+, etc.).
Extra note: it's also ok to call in "fast games" in each set, even if they don't necessarily meet the maximum dart counts above.

SEASON-LONG TROPHY DART MINIMUM GAMES PLAYED REQUIREMENTS

To be eligible for all-star point ave. & singles win %-age awards, you must play at least 66% of this season's projected games:
for Divisions "A" (except team A3), "B", "C" (except teams C2 and C4) and "H" (8 teams / division):
Singles win %-age: min. of 19 Singles Games Played
All-star pt. Average: min. of 37 Total Games Played
for Divs. "D", "E" & "F", and also team G5 (7 teams / div.):
min. of 16 Singles Games Played, 32 Total Games Played
for teams A3, C2 and C4 (due to 1 forfeit received):
min. of 18 Singles Games Played, 35 Total Games Played
for teams G1, G3, G4 and G7 (due to 1 forfeit received):
min. of 15 Singles Games Played, 30 Total Games Played
for teams G2 and G6 (due to 2 forfeits received):
min. of 14 Singles Games Played, 27 Total Games Played

RDL WEBSITE - www.raleighdartleague.org

[including a full RDL map, with a 15-mile radius function]
New webmaster: Phil Robertson (of We've Got Big Bulls)
 contact him, if needed, at: philmrob@gmail.com

CALENDAR OF EVENTS

Apr. 21-23 **Charlotte Open Tournament**, (ADO), \$15,000; Sheraton Airport Hotel
Apr. 28-30 **Fire on the Mountain Classic**, (ADO?), \$5500, Clarion Airport Inn, Fletcher, NC, 828-684-1213 info: www.ashevilledarts.com
Mon., May 1 **ADO 501 Local Qualifier**, Upper Deck, Cary; 7:00 p.m. winners advance to May 13th Natl. Qualifier
Wed., May 3 / 10 / 17 - RDL Divisional Tournaments
Sat., May 6 **ADO 501 Local Qualifier**, Upper Deck, Cary; 1:00 p.m. winners advance to May 13th Natl. Qualifier
Sat., May 13 **ADO 501 All-Stars National Qualifier**, Upper Deck, Cary; winners advance to August 4th Nationals in Stamford, CT
May 19-21 **39th Central VA Dart Classic**, (ADO), \$11,460, flyer not yet available (at least in a form/program that most people possess)
Sat., May 20 **Spring 2017 - Season Banquet**, Upper Deck 11:30 a.m. Lunch, awards, blind draw... and friends...
was... **Savannah Open**, (ADO?), \$10,000, EVENT (May 26-28) POSTPONED - flyer not yet available
June 2-4 **12th Annual Wreck at the Deck**, (ADO), \$5200+; The Upper Deck, 329 N. Harrison Ave. info: bjccotton69@hotmail.com, 919-210-0020
Sat., June 24 **NC City Dart League & NC Ladies' Cup**
 NCCDL: ChHill@Ral, Dur@Ashe, Pied@PCity, Char@Boone, Pine@Wilm, LakeN@Jack, (Bye-CapArea)
 NCLC: Pine@Apex, FuqVar@Ashe, (Byes-CapArea, ChHill, Pied, Char, Wilm, Jack, LakeN)

Other Local Weekly Leagues

Tuesdays **Bull City Dart League**, Durham
Thursdays **Triangle Dart League**, Chapel Hill

Weekly Blind Draws - Over the years, many blind draws have come and gone. If any of these folds or if any others start up, please let me know and I'll update this list. Thanks.
(these 2 are double elim., \$5 entry, bar matches the pot... & now they add an extra \$50 if there are 32+ players!)

Fri., 8 pm **Upper Deck**, 919-460-1786, 329 N. Harrison
Sun., 8 pm **Upper Deck**, 919-460-1786, 329 N. Harrison
(these two are double elim., \$5 entry, bar matches the pot!)
Sat., 8 pm **Hot Shots**, 919-460-6307, 107 Edinburgh Dr S
Mon., 8 pm **Hot Shots**, 919-460-6307, 107 Edinburgh Dr S
(these two are \$5 entry, bar matches 150% if 16+ players!)
Sat., 8 pm **Sharky's Place**, 919-783-5448, 5800 Duraleigh
Mon., 8 pm **Sharky's Place**, 919-783-5448, 5800 Duraleigh

PENALTY LOG

Here are all the penalties assessed this season.
Phone (5 pts.): Something Inappropriate (E, wk.11), Show Me Your Tips (G, wk.12).
Mail (16 pts.): Big Bulls (C, wk.8, wk.12).
Ineligible Player (any match win, all points, all statistics): Train Station Shooters (G, wk.4, 11 pts., wk.5, 8 pts.).

THIS WEEK'S MATCHES (Week 13)			NEXT WEEK'S MATCHES (Week 14) - end of regular season		
Beer View Mirrors @ This Is Element (Upper Deck 12&14)			This Is Element @ Appetite for Destruction (Upper Deck 12&14)		
Appetite for Destruction @ Nine Lives (Oak and Dagger)	"A"		Lunatic Fringe @ North Ral. Alliance (Brown's Billiards 5&6)		
Dead Beats @ Lunatic Fringe (Upper Deck 8&10)	Div.		Nine Lives @ Beer View Mirrors (Amer. Legion F-V 3&4)		
North Ral. Alliance @ Brass Monkeys (Brass Tap)			Brass Monkeys @ Dead Beats (Luxury Box 3&4)		
Shaunt Be Shutout @ Menace 2 Sobriety (Locked & Loaded)			Methodical Madness @ Shaunt Be Shutout (Cleveland - Garner 3&4)		
Rif Raf @ Methodical Madness (Cleveland - Garner 1&2)	"B"		Menace 2 Sobriety @ Rif Raf (Rally Point)		
Shooter McGavin @ Kiss My WHAT?! (Upper Deck 1&2)	Div.		Them Handsome Devils @ Shooter McGavin (Mac's Tavern 1&2)		
Who Gives A Cork? @ Them Handsome Devils (The Big Easy)			Kiss My WHAT?! @ Who Gives A Cork? (Upper Deck 16&17)		
The Bunkers @ Cheap Shots (Scooters)			Dysfunctional Outlaws @ Cheap Shots (Scooters)		
Dartistic License @ Dysfunctional Outlaws (Overtime Sports Pub)	"C"		The Bunkers @ Dartistic License (Luxury Box 1&2)		
Mike's Garage @ Fire For Effect (Amer. Legion F-V 3&4)	Div.		Fire For Effect @ Big Bulls (High Park)		
Big Bulls @ Never Trust a Dart (Luxury Box 1&2)			Never Trust a Dart @ Mike's Garage (Locked & Loaded)		
Armed & Hammered @ Dynamic Darts (Bull & Bear)			Bullseye Brewers @ Armed & Hammered (Triple Barrel)		
One Armed Bandits @ Bullseye Brewers (Compass Rose)	"D"		Ted's ... Emporium @ Dynamic Darts (Bull & Bear)		
We've Got Big Bulls @ Ted's ... Emporium (Cleveland - Garner 3&4)	Div.		We've Got Big Bulls @ Sharky's Machine (Sharky's Place 5&6)		
BYE - Ted's DeploraBull Emporium			BYE - One Armed Bandits		
Something Inappropri. @ Coach's Last Stand (Mac's Tavern 3&4)			Red-eye Rangers @ Shark Shooters (Sharky's Place 3&4)		
Hump Day! @ Sofa Kings (Mac's Tavern 1&2)	"E"		Sofa Kings @ Something Inappropriate (Upper Deck 8&10)		
Red-eye Rangers @ Game of Throws (Upper Deck 5&6)	Div.		Hump Day! @ Game of Throws (Upper Deck 5&6)		
BYE - Sofa Kings			BYE - Coach's Last Stand		
Death Throw @ Coral Reefers (Train Station)			All Flights Matter @ Death Throw (Hot Shots 1&2)		
Chatham Street Elite @ All Flights Matter (Break Time Billiards)	"F"		Coral Reefers @ Chatham Street Elite (Mac's Tavern 3&4)		
Ducks of War @ Dart Buddies (Upper Deck 16&17)	Div.		Dart Buddies @ Don't Hit/Scorekeeper (Brown's Billiards 3&4)		
BYE - Dart Buddies			BYE - Ducks of War		
Wayne Gretzky @ All About That Bull (Cleveland-Clayton)			Bull Hunters @ Wayne Gretzky (Upper Deck 1&2)		
Show Me Your Tips @ Is It In? (Brewster's Pub 1&2)	"G"		All About That Bull @ Train Station Shooters - automatic forfeit		
Train Station Shooters @ Bull Hunters - automatic forfeit	Div.		Is It In? @ Walking the Wire (Pantana's Pool Hall)		
BYE - Is It In?			BYE - Show Me Your Tips		
Chalk it Up @ Chalker's Nightmare (Pat Murnane's 3&4)			Irish Ton @ Chalker's Nightmare (Pat Murnane's 3&4)		
Irish Ton @ Tips & Shafts (Brown's Billiards 5&6)	"H"		Brown's Bombers @ Ballistic Behavior (Saints & Scholars)		
Ballistic Behavior @ Bulls Up! (Hot Shots 3&4)	Div.		Just A Bit Outside @ Chalk it Up (Amer. Legion F-V 1&2)		
Brown's Bombers @ Just A Bit Outside (Brewster's Pub 3&4)			Tips & Shafts @ Bulls Up! (Hot Shots 3&4)		

PREDICTIONS FOR THE WEEK

We had one match postponed for a bit, so were short one more pick this past week (at least for now). A pretty decent 21-5 for the week so far has brought me to 244-82 (74.9% correct) for the season. I'm above 65% in every division now, so that's pretty cool, and I'm down to 3 teams with whom I sit 0.500 and just 2 that have fooled me more often than not (the Big Bulls and the Bandits... stupid confusing teams...).

Match of the week: (E Div.) Hump Day! @ Sofa Kings. Oh, Hump Day had this race all sewn up... but then they lost to the next-to-last place team last week! And poof, the Rangers and Kings are both right back in the title fight. Sadly, this is a big match... which almost certainly means the Kings will be shorthanded, right? Eek. Hump it is, 14-10.

Match #2: (H Div.) Chalk it Up @ Chalker's Nightmare. Bulls Up! has maybe inched a little too far ahead to be caught, but there is still a giant pile of messy tangle in the chase for second. The Nightmare controls their own fate with a week 14 matchup with Irish Ton looming, but I'm thinking it might be Chalk's time here. I'll take Chalk it Up, 13-11.

Match #3: (B Div.) Rif Raf @ Methodical Madness. Rif Raf is now really close to a return to A division, but they still have two hurdles left to clear (and the Devils, with whom they are racing, have maybe an easier finish to the season). I think Rif Raf escapes with a win, 14-10.

Match #4: (D Div.) One Armed Bandits @ Bullseye Brewers. Given that the Brewers still have 3 matches remaining, both of these teams are still very much alive in the chase for a top-two finish and a likely climb to C in the fall. Let's go with the Brewers getting payback, 13-11.

Match #5: (C Div.) Mike's Garage @ Fire For Effect. What an odd race C is... 1st is clear, 2nd is clear, and then... nothing is clear. Who will be third? Who will be last? Some teams are candidates for either of those questions. Wow. Like most, this match is a tossup. Garage, 13-11.

Match #6: (H Div.) Ballistic Behavior @ Bulls Up! Barring a pretty

big collapse, Bulls Up! will close out the H race. But Ballistic's still dangerous, and has a lot to play for in this one. Bulls Up it is, 14-10.

Match #7: (F Div.) Death Throw @ Coral Reefers. All Flights has the lead right now, but their final road is tough, and their captain is playing with one eye. If DTs win out, they likely win F. DTs, 14-10.

Match #8: (B Div.) Shooter McGavin @ Kiss My WHAT?! At the halfway point, Kiss My sat alone in 2nd. But that was 5 losses ago, and now this one might determine who drops to C. McGavin, 13-11.

Match #9: (A Div.) Dead Beats @ Lunatic Fringe. Dead Beats is likely to close out the season as one of the RDL's top three teams. But there's still a chance Fringe could overtake them. Beats, 14-10.

Match #10: (C Div.) Big Bulls @ Never Trust A Dart. Never Trust is in last. But if things fall just right, in two weeks they could finish in the top half of the division! But Big Bulls won't allow that, 12-10.

Match #11: (F Div.) Chatham Street Elite @ All Flights Matter. All Flights could be facing a winner-take-all week 14 showdown with Death Throw... but first things first. They get by Chatham, 14-10.

Match #12: (C Div.) The Bunkers @ Cheap Shots. The Bunkers have pretty much nothing for which to play in the last two weeks. Not so for the Cheapies in that C 3rd-8th dogpile! Bunkers, 14-10.

And the remaining 15 matches, sorted by division:

A Division: This Is Element 16, Beer View Mirrors 8; Appetite 17, Nine Lives 7; North Raleigh Alliance 15, Brass Monkeys 9.

B Division: Shaunt Be 15, Menace 9; Handsome Devils 15, Cork 9.

C Division: Dartistic License 16, Dysfunctional Outlaws 8.

D Division: Armed 14, Dynamic Darts 10; We've Got 15, Ted's 9.

E Division: Coach 13, Inappropriate 11; Rangers 16, Game 8.

F Division: Ducks of War 13, Dart Buddies 11.

G Division: Gretzky 17, All About 7; Show Me 16, Is It In? 8.

H Division: Irish Ton 15, Tips & Shafts 9; Bombers 15, Just A Bit 9.

Printed below are the tournament brackets (with match locations) that we will be using this season. Teams which are already locked into a finishing position have already been placed in the bracket. Others will be filled in during the final two weeks. Please notify your team of possible match locations for your team's matches in the tournament. Host establishment phone numbers and addresses will be re-printed in the next Tons. **REMEMBER: Tournament matches start at 7:00 p.m.**

I will update the bracket as much as possible for next week's newsletter, and then send out a full bracket page before the first round matches.

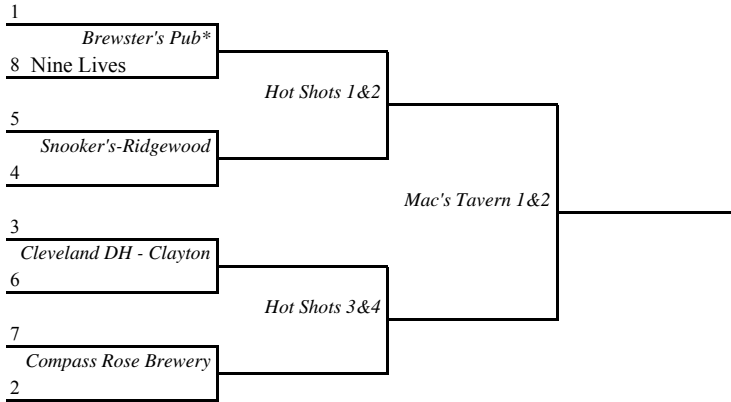
[Note: Whenever an asterisk is included, that means a third board MIGHT be available and the captains may agree to use it in order to shorten the match time.]

SPRING 2017 RDL DIVISIONAL TOURNAMENT SCHEDULE

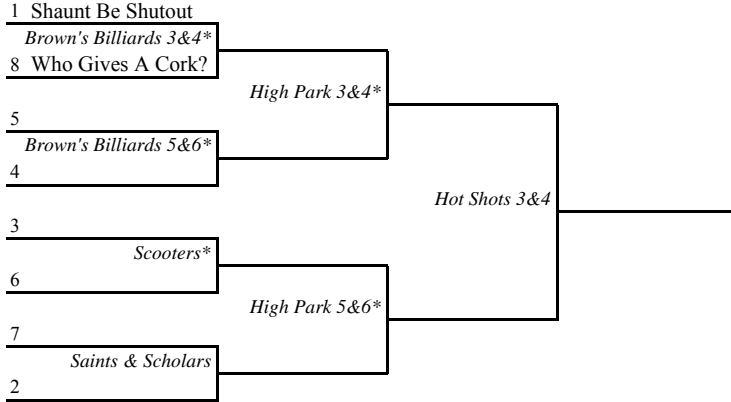
Quarterfinals (5/3)	Semifinals (5/10)	Finals (5/17)	WINNER
---------------------	-------------------	---------------	---------------

Quarterfinals (5/3)	Semifinals (5/10)	Finals (5/17)	WINNER
---------------------	-------------------	---------------	---------------

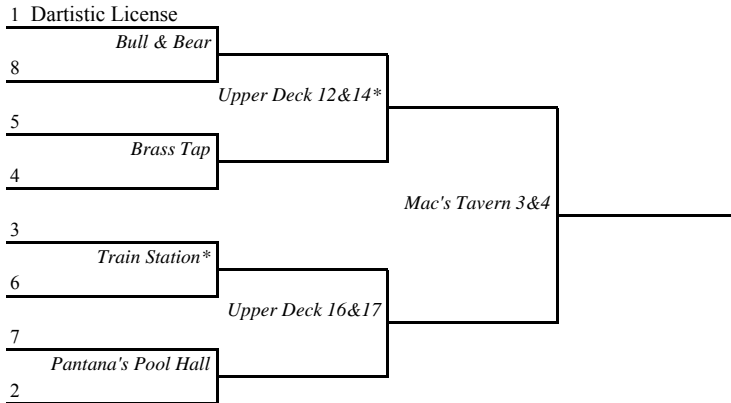
"A" Division



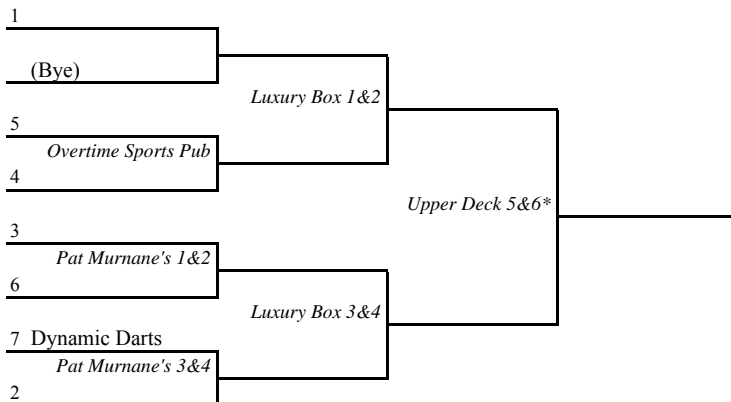
"B" Division



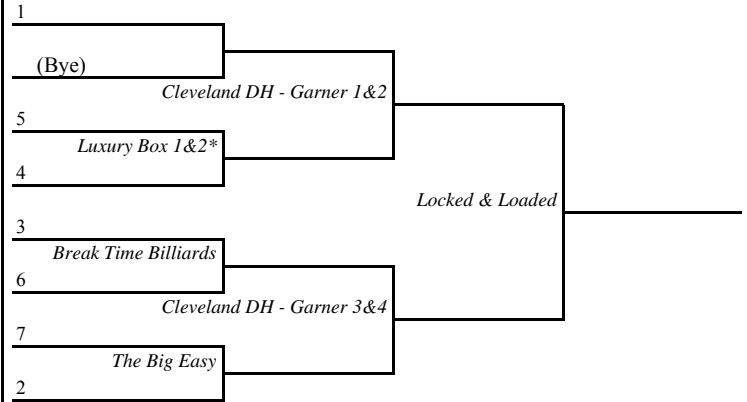
"C" Division



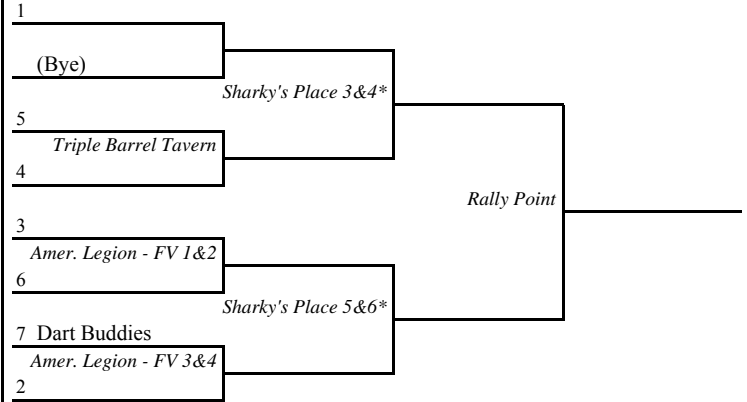
"D" Division



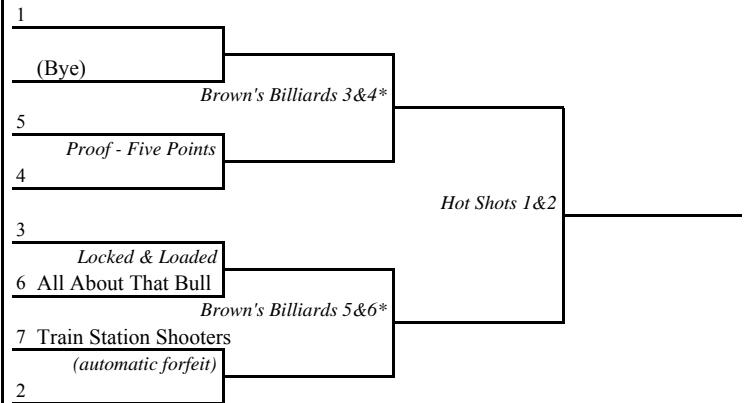
"E" Division



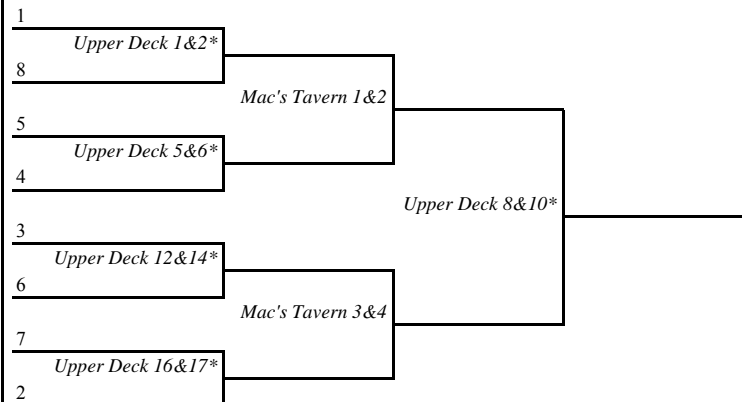
"F" Division



"G" Division



"H" Division



Spring 2017 RDL Top Singles Records (by division) (through week 12)

(Missing statistics: week 12, postponed match of D4 @ D6) (Game mins. required for these listings: 13 for divs. A/B/C/H, 10 for divs. D/E/F, 8 for div. G)

<u>"A" Division</u>				<u>W</u>	<u>L</u>	<u>%-age</u>	<u>"E" Division</u>				<u>W</u>	<u>L</u>	<u>%-age</u>
1	Massengill, Chad	A1/ This Is Element	23	1	0.958	1	Munroe, Joe	E1/ Shark Shooters	17	3	0.850		
2	Stankevich, Scott	A2/ Appetite for Destruction	17	3	0.850	2	Deemer, Randy	E5/ Hump Day!	16	4	0.800		
3	Brown, Tom	A1/ This Is Element	20	4	0.833		Scott, Kevin	E2/ Coach's Last Stand	12	3	0.800		
	Phillips, Robbie	A1/ This Is Element	20	4	0.833	4	Jones, Grey	E6/ Red-eye Rangers	14	4	0.778		
	Work, Joe	A4/ North Raleigh Alliance	20	4	0.833	5	Rudy, Jeff	E4/ Game of Throws	15	5	0.750		
6	Kramer, John	A1/ This Is Element	18	4	0.818		Keim, Roger	E3/ Sofa Kings	9	3	0.750		
7	Johnson, Michael	A2/ Appetite for Destruction	16	4	0.800	7	Montesi, Chris	E4/ Game of Throws	11	4	0.733		
	Tan, Wil	A1/ This Is Element	16	4	0.800	8	Gallagher, Jim	E2/ Coach's Last Stand	16	6	0.727		
9	Mozzetti, Tim	A2/ Appetite for Destruction	11	3	0.786	9	Kirkpatrick, Scott	E6/ Red-eye Rangers	12	5	0.706		
10	Mitchell, Sid	A2/ Appetite for Destruction	18	6	0.750	10	Alcon, Tony	E3/ Sofa Kings	14	6	0.700		
11	Gelberg, Dave	A3/ Lunatic Fringe	13	5	0.722		Maley, Dave	E3/ Sofa Kings	14	6	0.700		
12	Gaglione, Joey	A2/ Appetite for Destruction	12	5	0.706	12	McNamara, Tim	E7/ Something Inappropriate	11	5	0.688		
13	Gauthier, Kyle	A7/ Dead Beats	14	7	0.667	13	Haynes, Chris	E7/ Something Inappropriate	8	4	0.667		
14	Tanner, Dave	A4/ North Raleigh Alliance	14	8	0.636	14	Baldwin, Randy	E5/ Hump Day!	13	7	0.650		
<u>"B" Division</u>				<u>W</u>	<u>L</u>	<u>%-age</u>	<u>"F" Division</u>				<u>W</u>	<u>L</u>	<u>%-age</u>
1	Jur, Jess	B2/ Rif Raf	13	1	0.929	1	Dehnel, Sebastian	F4/ Chatham Street Elite	13	1	0.929		
2	Reitano, Sal	B1/ Shaunt Be Shutout	14	3	0.824	2	Converse, Stan	F6/ Ducks of War	16	4	0.800		
3	Bradshaw, Rick	B1/ Shaunt Be Shutout	13	4	0.765	3	Ellis, Tim	F6/ Ducks of War	15	4	0.789		
4	Carroll, John	B1/ Shaunt Be Shutout	18	6	0.750	4	Limerick, Jeremy	F3/ All Flights Matter	10	3	0.769		
	Knott, Ronnie	B5/ Shooter McGavin	18	6	0.750	5	Surber, Dave	F3/ All Flights Matter	14	5	0.737		
	Zawrotniak, Joe	B2/ Rif Raf	18	6	0.750	6	Ives, Danny	F4/ Chatham Street Elite	13	5	0.722		
	Wright, Tyler	B1/ Shaunt Be Shutout	15	5	0.750	7	Bosier, Sean	F1/ Death Throw	14	6	0.700		
8	Martin, David	B2/ Rif Raf	16	6	0.727	8	Roseman, Sean	F2/ Coral Reefers	10	5	0.667		
9	Cusman, Ryan	B8/ Them Handsome Devils	15	6	0.714		Blake, Terry	F5/ Dart Buddies	8	4	0.667		
10	Krasnow, Dave	B8/ Them Handsome Devils	17	7	0.708		Robertson, Chris	F3/ All Flights Matter	8	4	0.667		
11	Foushee, Kevin	B1/ Shaunt Be Shutout	14	6	0.700	11	Smith, Van	F2/ Coral Reefers	11	6	0.647		
	Stewart, Pete	B4/ Methodical Madness	14	6	0.700	12	Patskoski, Jason	F2/ Coral Reefers	7	4	0.636		
13	Whitehead, Lee	B7/ Kiss My WHAT?!	13	6	0.684	13	Jarvah, Sean	F2/ Coral Reefers	10	6	0.625		
14	(three tied)				0.667	14	(two tied)	F1/ Death Throw	11	7	0.611		
<u>"C" Division</u>				<u>W</u>	<u>L</u>	<u>%-age</u>	<u>"G" Division</u>				<u>W</u>	<u>L</u>	<u>%-age</u>
1	Healy, Simon	C3/ Dartistic License	18	0	1.000	1	White, Vic	G6/ Bull Hunters	16	2	0.889		
2	Bennett, Will	C3/ Dartistic License	20	4	0.833	2	Bowen, Andy	G3/ Walking the Wire	13	2	0.867		
3	Krestalude, Andy	C4/ The Bunkers	15	5	0.750	3	Bushman, Brad	G7/ Show Me Your Tips	15	3	0.833		
4	Cashin, Jeff	C8/ Never Trust a Dart	13	5	0.722		Gillett, Galen	G3/ Walking the Wire	10	2	0.833		
5	Vance, Hugh	C3/ Dartistic License	17	7	0.708	5	Lane, Bob	G7/ Show Me Your Tips	14	4	0.778		
6	McWhorter, Mike	C6/ Big Bulls	9	4	0.692	6	White, John	G3/ Walking the Wire	15	5	0.750		
7	Hall, Josh	C1/ Cheap Shots	15	7	0.682	7	Bumpass, Mike	G6/ Bull Hunters	13	5	0.722		
8	Long, Gary	C7/ Mike's Garage	16	8	0.667		Freimark, Thomas	G7/ Show Me Your Tips	13	5	0.722		
	Fitzgerald, Dennis	C6/ Big Bulls	12	6	0.667		Rigert, Joe, Sr.	G1/ Wayne Gretzky	13	5	0.722		
	Adams, Brad	C8/ Never Trust a Dart	10	5	0.667	10	Rigert, Joe, Jr.	G1/ Wayne Gretzky	11	5	0.688		
11	Holly, Mike	C4/ The Bunkers	14	8	0.636	11	Bialaszewski, Rich	G7/ Show Me Your Tips	13	6	0.684		
12	Buckman, Dave	C1/ Cheap Shots	12	7	0.632	12	Jefferys, Lee	G6/ Bull Hunters	12	6	0.667		
	Clark, Dan	C2/ Dysfunctional Outlaws	12	7	0.632		Musil, Dylan	G4/ Is It In?	6	3	0.667		
	James, Bob	C1/ Cheap Shots	12	7	0.632	14	Leonard, Bill	G6/ Bull Hunters	7	4	0.636		
<u>"D" Division</u>				<u>W</u>	<u>L</u>	<u>%-age</u>	<u>"H" Division</u>				<u>W</u>	<u>L</u>	<u>%-age</u>
1	Winters, Tom	D5/ Dynamic Darts	15	2	0.882	1	Butterworth, Jim	H8/ Bulls Up!	20	3	0.870		
2	Merkle, Patrick	D7/ We've Got Big Bulls	17	3	0.850	2	Frederick, Karl	H8/ Bulls Up!	13	2	0.867		
3	Shengulette, Jerry	*D6/ Bullseye Brewers	10	2	0.833	3	Brownd, Anthony	H1/ Chalker's Nightmare	20	4	0.833		
4	Madey, Ryan	D7/ We've Got Big Bulls	16	4	0.800	4	Davis, Luke	H5/ Brown's Bombers	18	4	0.818		
5	Simpson, Aden	D1/ Armed and Hammered	17	5	0.773	5	Lawrence, Jonathan	H4/ Chalk it Up	15	4	0.789		
	Trefzger, Ken	D2/ One Armed Bandits	17	5	0.773	6	Johnson, Michael	H4/ Chalk it Up	10	3	0.769		
7	Murphy, Phil	D2/ One Armed Bandits	16	6	0.727	7	Fox, Chris	H2/ Irish Ton	19	6	0.760		
8	Snyder, Mike	*D6/ Bullseye Brewers	13	5	0.722		Lisk, Jon	H6/ Tips & Shafts	19	6	0.760		
	Tuffillaro, Lou	D7/ We've Got Big Bulls	13	5	0.722	9	Casey, Kevin	H5/ Brown's Bombers	18	6	0.750		
10	Litzinger, Mike	*D6/ Bullseye Brewers	12	5	0.706		Hayward, Georgia	H3/ Ballistic Behavior	15	5	0.750		
11	Jenkins, John	D1/ Armed and Hammered	10	5	0.667	11	Ball, Pat	H1/ Chalker's Nightmare	15	6	0.714		
12	Long, Steve	D3/ Ted's DeploraBull Empc	9	5	0.643	12	Butterworth, Dan	H8/ Bulls Up!	17	7	0.708		
13	Bateman, Jimmy	*D4/ Sharky's Machine	12	7	0.632		Phillips, Josh	H3/ Ballistic Behavior	17	7	0.708		
	Borgia, Pete	*D4/ Sharky's Machine	12	7	0.632	14	Owen, Hal	H4/ Chalk it Up	11	5	0.688		

<u>Women's Records</u>				<u>W</u>	<u>L</u>	<u>%-age</u>
B	Taylor, Tisha	B7/ Kiss My WHAT?!	7	10	0.412	
B	Scheppele, Julie	B7/ Kiss My WHAT?!	8	14	0.364	
C	Kilsdonk, Kris	C5/ Fire For Effect	13	11	0.542	
C	Hartmann, Erin	C4/ The Bunkers	10	10	0.500	
D	Hulse, Lura	D1/ Armed and Hammered	5	7	0.417	
D	Jackson, Kelly	D5/ Dynamic Darts	6	11	0.353	
E	Mitchell, Liz	E1/ Shark Shooters	8	9	0.471	
E	Chesson, Jessica	E7/ Something Inappropriate	4	7	0.364	

(# of women by division: A-0, B-7, C-5, D-5, E-4, F-6, G-5, H-17)					
F	Massengill, Devin	F5/ Dart Buddies	10	10	0.500
F	Graves, Julie	F5/ Dart Buddies	3	8	0.273
G	Voorhees, Cindy	G2/ All About That Bull	7	11	0.389
G	Williams, Kelsey	G3/ Walking the Wire	4	8	0.333
H	Hayward, Georgia	H3/ Ballistic Behavior	15	5	0.750
H	Kincaid, Lisa	H1/ Chalker's Nightmare	11	9	0.550
H	Boutieller, Tina	H1/ Chalker's Nightmare	8	10	0.444
H	Borgna, Denise	H6/ Tips & Shafts	6	10	0.375

MINIMUM GAME REQUIREMENTS

Please do not forget that there are minimum numbers of games required in order to win awards for singles win percentage and all-star point average. These minimums are printed on page 4 of every issue of the Tons, so not being aware of them is your own fault. Make sure that any members of your team that are in the running for either of these awards play enough games if they are interested in trying to win either of those categories. [And please note that minimums for players on teams that have received a forfeit win are lowered accordingly for both singles and all-star point average. See page 4.]

ALSO DON'T FORGET...

...that there is now a minimum number of matches played for participation in postseason tournaments. That number is 4 matches for all teams in all divs., regardless of forfeits, byes, or whatever. You simply must throw in 4 matches. Four. No more... just 4. Make sure you don't get left behind and miss your chance at a coveted black tournament Mug! (Note: there are presently 41 members who have yet to play a 4th match - 4 in A, 4 in B, 4 in C, 4 in D, 5 in E, 5 in F, 4 in G (plus Train Station Shooters), & 4 in H. And some of those have yet to even play 2 matches, so clearly those people won't be tournament-ing with us...)

Spring 2017 RDL Top Singles+Doubles Records (by division) (through week 12)

(Missing statistics: week 12, postponed match of D4 @ D6) (Game mins. required for these listings: 24 for divs. A/B/C/H, 20 for divs. D/E/F, 15 for div. G)

"A" Division					"E" Division						
		<u>W</u>	<u>L</u>	<u>%-age</u>			<u>W</u>	<u>L</u>	<u>%-age</u>		
1	Phillips, Robbie	A1/ This Is Element	41	7	0.854	1	Jones, Grey	E6/ Red-eye Rangers	28	7	0.800
2	Mozzetti, Tim	A2/ Appetite for Destruction	26	5	0.839	2	Deemer, Randy	E5/ Hump Day!	29	10	0.744
3	Massengill, Chad	A1/ This Is Element	40	8	0.833	3	Gallagher, Jim	E2/ Coach's Last Stand	29	13	0.690
4	Brown, Tom	A1/ This Is Element	39	8	0.830	4	Montesi, Chris	E4/ Game of Throws	20	9	0.690
5	Stankevich, Scott	A2/ Appetite for Destruction	33	7	0.825	5	Raper, Jeromie	E6/ Red-eye Rangers	24	11	0.686
6	Tan, Wil	A1/ This Is Element	32	8	0.800	6	Alcon, Tony	E3/ Sofa Kings	27	13	0.675
7	Mitchell, Sid	A2/ Appetite for Destruction	35	10	0.778	7	Baldwin, Randy	E5/ Hump Day!	26	13	0.667
8	Gaglione, Joey	A2/ Appetite for Destruction	28	9	0.757		McNamara, Tim	E7/ Something Inappropriate	22	11	0.667
9	Kramer, John	A1/ This Is Element	30	10	0.750		Keim, Roger	E3/ Sofa Kings	16	8	0.667
10	Work, Joe	A4/ North Raleigh Alliance	35	13	0.729	10	Scott, Kevin	E2/ Coach's Last Stand	19	10	0.655
11	Johnson, Michael	A2/ Appetite for Destruction	26	11	0.703	11	Kirkpatrick, Scott	E6/ Red-eye Rangers	23	13	0.639
12	Gauthier, Kyle	A7/ Dead Beats	29	14	0.674	12	Maley, Dave	E3/ Sofa Kings	25	15	0.625
13	Kilts, Jason	A1/ This Is Element	16	8	0.667	13	Weimers, Drew	E1/ Shark Shooters	18	11	0.621
14	Cusher, Dean	A2/ Appetite for Destruction	18	10	0.643	14	Bozza, Doug	E3/ Sofa Kings	21	13	0.618
"B" Division					"F" Division						
		<u>W</u>	<u>L</u>	<u>%-age</u>			<u>W</u>	<u>L</u>	<u>%-age</u>		
1	Jur, Jess	B2/ Rif Raf	25	5	0.833	1	Dehnel, Sebastian	F4/ Chatham Street Elite	23	5	0.821
2	Reitano, Sal	B1/ Shaunt Be Shutout	30	8	0.789	2	Surber, Dave	F3/ All Flights Matter	30	9	0.769
3	Foushee, Kevin	B1/ Shaunt Be Shutout	33	11	0.750	3	Willis, Zack	F1/ Death Throw	26	10	0.722
4	Carroll, John	B1/ Shaunt Be Shutout	34	12	0.739	4	Smith, Van	F2/ Coral Reefers	22	9	0.710
5	Knott, Ronnie	B5/ Shooter McGavin	35	13	0.729	5	Limerick, Jeremy	F3/ All Flights Matter	21	9	0.700
6	Wright, Tyler	B1/ Shaunt Be Shutout	27	11	0.711	6	Ellis, Tim	F6/ Ducks of War	25	13	0.658
7	Zawrotniak, Joe	B2/ Rif Raf	32	14	0.696	7	Patskoski, Jason	F2/ Coral Reefers	15	8	0.652
8	Howard, Brian	B5/ Shooter McGavin	34	15	0.694	8	Bosier, Sean	F1/ Death Throw	26	14	0.650
9	Martin, David	B2/ Rif Raf	30	15	0.667	9	Gardner, Kenn	F3/ All Flights Matter	20	11	0.645
10	Bradshaw, Rick	B1/ Shaunt Be Shutout	18	10	0.643	10	Converse, Stan	F6/ Ducks of War	26	16	0.619
11	Foushee, Eugene	B1/ Shaunt Be Shutout	23	13	0.639	11	Vick, Justin	F7/ Don't Hit The Scorekeep	27	17	0.614
12	Krasnow, Dave	B8/ Them Handsome Devils	31	18	0.633	12	Hogan, Neal	F1/ Death Throw	22	14	0.611
13	Cusman, Ryan	B8/ Them Handsome Devils	26	16	0.619	13	Robertson, Chris	F3/ All Flights Matter	14	9	0.609
14	Johnson, Dave	B3/ Menace 2 Sobriety	28	18	0.609	14	Balint, Joey	F3/ All Flights Matter	13	9	0.591
"C" Division					"G" Division						
		<u>W</u>	<u>L</u>	<u>%-age</u>			<u>W</u>	<u>L</u>	<u>%-age</u>		
1	Healy, Simon	C3/ Dartistic License	32	3	0.914	1	Bushman, Brad	G7/ Show Me Your Tips	29	7	0.806
2	Bennett, Will	C3/ Dartistic License	41	7	0.854		Rigert, Joe, Sr.	G1/ Wayne Gretzky	29	7	0.806
3	Krestalude, Andy	C4/ The Bunkers	29	11	0.725	3	Bowen, Andy	G3/ Walking the Wire	24	6	0.800
4	Denton, Fon	C3/ Dartistic License	34	14	0.708	4	White, Vic	G6/ Bull Hunters	27	7	0.794
5	Hall, Josh	C1/ Cheap Shots	32	14	0.696	5	Wilson, Jonathan	G1/ Wayne Gretzky	22	7	0.759
6	Vance, Hugh	C3/ Dartistic License	33	15	0.688	6	Lane, Bob	G7/ Show Me Your Tips	25	10	0.714
7	McWhorter, Mike	C6/ Big Bulls	17	8	0.680	7	Rigert, Joe, Jr.	G1/ Wayne Gretzky	19	9	0.679
8	Flanagan, Stephen	C6/ Big Bulls	24	15	0.615	8	Freimark, Thomas	G7/ Show Me Your Tips	24	12	0.667
9	Buckman, Dave	C1/ Cheap Shots	25	16	0.610		Powell, Lee	G7/ Show Me Your Tips	24	12	0.667
10	Tant, J.J.	C2/ Dysfunctional Outlaws	24	16	0.600	10	Leonard, Bill	G6/ Bull Hunters	17	9	0.654
	Cashin, Jeff	C8/ Never Trust a Dart	21	14	0.600	11	White, John	G3/ Walking the Wire	26	14	0.650
12	Fitzgerald, Dennis	C6/ Big Bulls	22	15	0.595	12	Bialaszewski, Rich	G7/ Show Me Your Tips	25	14	0.641
	Goss, Matt	C5/ Fire For Effect	22	15	0.595	13	Jefferys, Lee	G6/ Bull Hunters	23	13	0.639
	James, Bob	C1/ Cheap Shots	22	15	0.595	14	Gillett, Galen	G3/ Walking the Wire	15	9	0.625
"D" Division					"H" Division						
		<u>W</u>	<u>L</u>	<u>%-age</u>			<u>W</u>	<u>L</u>	<u>%-age</u>		
1	Merkle, Patrick	D7/ We've Got Big Bulls	35	5	0.875	1	Butterworth, Jim	H8/ Bulls Up!	40	7	0.851
2	Madey, Ryan	D7/ We've Got Big Bulls	34	6	0.850	2	Frederick, Karl	H8/ Bulls Up!	25	8	0.758
3	Trefzger, Ken	D2/ One Armed Bandits	33	11	0.750	3	Hayward, Georgia	H3/ Ballistic Behavior	29	11	0.725
4	Shengulette, Jerry	*D6/ Bullseye Brewers	16	6	0.727	4	Butterworth, Dan	H8/ Bulls Up!	33	13	0.717
5	Simpson, Aden	D1/ Armed and Hammered	29	12	0.707	5	Bowser, Brian	H2/ Irish Ton	27	11	0.711
6	Winters, Tom	D5/ Dynamic Darts	24	10	0.706		Lawrence, Jonathan	H4/ Chalk it Up	27	11	0.711
7	Jenkins, John	D1/ Armed and Hammered	19	8	0.704	7	Brownd, Anthony	H1/ Chalker's Nightmare	34	14	0.708
8	Snyder, Mike	*D6/ Bullseye Brewers	23	12	0.657	8	Fox, Chris	H2/ Irish Ton	33	16	0.673
	Tufillaro, Lou	D7/ We've Got Big Bulls	23	12	0.657	9	Phillips, Josh	H3/ Ballistic Behavior	32	16	0.667
10	Bateman, Jimmy	*D4/ Sharky's Machine	23	14	0.622		Davis, Luke	H5/ Brown's Bombers	28	14	0.667
11	Litzsinger, Mike	*D6/ Bullseye Brewers	21	13	0.618	11	Johnson, Michael	H4/ Chalk it Up	17	9	0.654
12	McCartney, Joe	*D6/ Bullseye Brewers	20	13	0.606	12	Lisk, Jon	H6/ Tips & Shafts	32	17	0.653
13	Murphy, Phil	D2/ One Armed Bandits	26	18	0.591	13	Ball, Pat	H1/ Chalker's Nightmare	27	16	0.628
14	Caldwell, Greg	D2/ One Armed Bandits	18	14	0.563	14	Cominole, Jeremy	H2/ Irish Ton	30	18	0.625

Spring 2017 RDL Top All-Star Point Averages (by division) (through week 12)

(Missing statistics: week 12, postponed match of D4 @ D6) (Game mins. required for these listings: 24 for divs. A/B/C/H, 20 for divs. D/E/F, 15 for div. G)

"A" Division				ASP	TGP	Ave.	"E" Division				ASP	TGP	Ave.
1	Phillips, Robbie	A1/ This Is Element	106.5	48	2.219	1	Gallagher, Jim	E2/ Coach's Last Stand	40.5	42	0.964		
2	Massengill, Chad	A1/ This Is Element	84.5	48	1.760	2	McNamara, Tim	E7/ Something Inappropriate	31.5	33	0.955		
3	Gauthier, Kyle	A7/ Dead Beats	71.0	43	1.651	3	Jones, Grey	E6/ Red-eye Rangers	27.5	35	0.786		
4	Kramer, John	A1/ This Is Element	57.5	40	1.438	4	Deemer, Randy	E5/ Hump Day!	30.0	39	0.769		
5	Johnson, Michael	A2/ Appetite for Destruction	52.0	37	1.405	5	Montesi, Chris	E4/ Game of Throws	20.0	29	0.690		
6	Tan, Wil	A1/ This Is Element	54.0	40	1.350	6	Maley, Dave	E3/ Sofa Kings	26.0	40	0.650		
7	Mozzetti, Tim	A2/ Appetite for Destruction	40.5	31	1.306	7	Baldwin, Randy	E5/ Hump Day!	24.0	39	0.615		
8	Eason, Joel	A3/ Lunatic Fringe	54.5	42	1.298	8	Alcon, Tony	E3/ Sofa Kings	24.5	40	0.613		
9	Work, Joe	A4/ North Raleigh Alliance	60.0	48	1.250	9	Smelik, Pat	E4/ Game of Throws	22.0	36	0.611		
10	Mitchell, Sid	A2/ Appetite for Destruction	53.5	45	1.189	10	Stacy, Rod	E1/ Shark Shooters	20.0	35	0.571		
	Wall, Keith	A8/ Brass Monkeys	53.5	45	1.189	11	Haynes, Chris	E7/ Something Inappropriate	13.5	24	0.563		
12	Stankevich, Scott	A2/ Appetite for Destruction	47.5	40	1.188	12	Hall, Steve	E6/ Red-eye Rangers	12.0	23	0.522		
13	Terry, Bob	A3/ Lunatic Fringe	45.0	39	1.154	13	Munroe, Joe	E1/ Shark Shooters	18.5	39	0.474		
14	Keller, Tony	A7/ Dead Beats	50.5	44	1.148	14	Martin, Chris	E7/ Something Inappropriate	12.0	26	0.462		
"B" Division				ASP	TGP	Ave.	"F" Division				ASP	TGP	Ave.
1	Carroll, John	B1/ Shaunt Be Shutout	59.5	46	1.293	1	Limerick, Jeremy	F3/ All Flights Matter	24.5	30	0.817		
2	Reitano, Sal	B1/ Shaunt Be Shutout	41.0	38	1.079	2	Surber, Dave	F3/ All Flights Matter	31.0	39	0.795		
3	Jur, Jess	B2/ Rif Raf	28.0	30	0.933	3	Roseman, Sean	F2/ Coral Reefers	20.5	30	0.683		
4	Zawrotniak, Joe	B2/ Rif Raf	42.5	46	0.924	4	Graves, Julie	F5/ Dart Buddies	17.0	26	0.654		
5	Foushee, Kevin	B1/ Shaunt Be Shutout	40.5	44	0.920	5	Vick, Justin	F7/ Don't Hit The Scorekeep	27.5	44	0.625		
6	Wilson, Chris	B4/ Methodical Madness	35.0	44	0.795	6	Smith, Van	F2/ Coral Reefers	19.0	31	0.613		
7	Maccini, Billy	B1/ Shaunt Be Shutout	21.0	27	0.778	7	Nettesheim, Doug	F7/ Don't Hit The Scorekeep	16.0	30	0.533		
8	Watson, Jeff, Jr.	B7/ Kiss My WHAT?!	27.5	36	0.764	8	Gardner, Kenn	F3/ All Flights Matter	15.0	31	0.484		
9	Krasnow, Dave	B8/ Them Handsome Devils	35.5	49	0.724		Watson, Jeff, Sr.	F5/ Dart Buddies	15.0	31	0.484		
10	Martin, David	B2/ Rif Raf	32.5	45	0.722	10	Dehnel, Sebastian	F4/ Chatham Street Elite	13.5	28	0.482		
11	Mayhew, Zak	B6/ Who Gives A Cork?	33.0	48	0.688	11	Robertson, Chris	F3/ All Flights Matter	11.0	23	0.478		
12	Howard, Brian	B5/ Shooter McGavin	32.5	49	0.663	12	Seltzer, Josh	F7/ Don't Hit The Scorekeep	21.0	44	0.477		
13	Scheppele, Julie	B7/ Kiss My WHAT?!	25.0	38	0.658	13	Converse, Stan	F6/ Ducks of War	19.5	42	0.464		
14	Cusman, Ryan	B8/ Them Handsome Devils	26.0	42	0.619	14	Ryan, Sean	F4/ Chatham Street Elite	17.5	39	0.449		
"C" Division				ASP	TGP	Ave.	"G" Division				ASP	TGP	Ave.
1	Healy, Simon	C3/ Dartistic License	49.5	35	1.414	1	Bushman, Brad	G7/ Show Me Your Tips	32.5	36	0.903		
2	Goss, Matt	C5/ Fire For Effect	42.5	37	1.149	2	White, Vic	G6/ Bull Hunters	29.0	34	0.853		
3	Cashin, Jeff	C8/ Never Trust a Dart	31.5	35	0.900	3	Bowen, Andy	G3/ Walking the Wire	24.5	30	0.817		
4	Krestalude, Andy	C4/ The Bunkers	35.5	40	0.888	4	Jefferys, Lee	G6/ Bull Hunters	28.0	36	0.778		
5	Tant, J.J.	C2/ Dysfunctional Outlaws	33.5	40	0.838	5	Rigert, Joe, Sr.	G1/ Wayne Gretzky	26.0	36	0.722		
6	Bennett, Will	C3/ Dartistic License	37.5	48	0.781	6	Rigert, Joe, Jr.	G1/ Wayne Gretzky	17.5	28	0.625		
7	Vance, Hugh	C3/ Dartistic License	34.0	48	0.708	7	Bumpass, Mike	G6/ Bull Hunters	18.5	35	0.529		
8	Long, Gary	C7/ Mike's Garage	29.5	47	0.628		Lane, Bob	G7/ Show Me Your Tips	18.5	35	0.529		
9	Michaud, Jason	C3/ Dartistic License	23.5	38	0.618	9	Stark, Parker	G3/ Walking the Wire	12.0	24	0.500		
10	Adams, Brad	C8/ Never Trust a Dart	18.5	32	0.578	10	Millius, Mike	G4/ Is It In?	16.5	34	0.485		
11	Knight, Tim	C7/ Mike's Garage	17.0	30	0.567	11	Therrien, Dan	G1/ Wayne Gretzky	14.5	30	0.483		
12	Clark, Dan	C2/ Dysfunctional Outlaws	22.0	39	0.564	12	White, John	G3/ Walking the Wire	17.0	40	0.425		
13	Toolan, Chris	C6/ Big Bulls	26.5	48	0.552	13	Peterson, Eric	G2/ All About That Bull	16.0	38	0.421		
14	(two tied)		23.5	44	0.534	14	Powell, Lee	G7/ Show Me Your Tips	15.0	36	0.417		
"D" Division				ASP	TGP	Ave.	"H" Division				ASP	TGP	Ave.
1	Bither, Dana	D7/ We've Got Big Bulls	29.5	25	1.180	1	Butterworth, Jim	H8/ Bulls Up!	32.5	47	0.691		
2	Winters, Tom	D5/ Dynamic Darts	38.5	34	1.132	2	Frederick, Karl	H8/ Bulls Up!	18.0	33	0.545		
3	Trefzger, Ken	D2/ One Armed Bandits	39.0	44	0.886	3	Lawrence, Jonathan	H4/ Chalk it Up	20.5	38	0.539		
4	Simpson, Aden	D1/ Armed and Hammered	33.0	41	0.805	4	Cominole, Jeremy	H2/ Irish Ton	24.0	48	0.500		
5	Shengulette, Jerry	*D6/ Bullseye Brewers	16.0	22	0.727		Johnson, Michael	H4/ Chalk it Up	13.0	26	0.500		
6	Richardson, Shane	D2/ One Armed Bandits	22.0	35	0.629	6	Brownd, Anthony	H1/ Chalker's Nightmare	23.5	48	0.490		
7	Madey, Ryan	D7/ We've Got Big Bulls	25.0	40	0.625	7	Rossbach, Mark	H2/ Irish Ton	23.5	52	0.452		
8	Merkle, Patrick	D7/ We've Got Big Bulls	24.0	40	0.600	8	McNamara, Ken	H4/ Chalk it Up	17.5	41	0.427		
	Snyder, Mike	*D6/ Bullseye Brewers	21.0	35	0.600	9	Borgna, Andrew	H6/ Tips & Shafts	19.5	46	0.424		
10	Carter, Kevin	D7/ We've Got Big Bulls	13.0	22	0.591	10	Phillips, Josh	H3/ Ballistic Behavior	20.0	48	0.417		
11	Litzinger, Mike	*D6/ Bullseye Brewers	19.0	34	0.559	11	Shirey, Anthony	H3/ Ballistic Behavior	17.0	41	0.415		
12	Jenkins, John	D1/ Armed and Hammered	14.5	27	0.537	12	Murphy, James	H5/ Brown's Bombers	13.0	34	0.382		
13	Iager, John	*D6/ Bullseye Brewers	15.5	29	0.534	13	Bowser, Brian	H2/ Irish Ton	14.0	38	0.368		
14	Tuffillaro, Lou	D7/ We've Got Big Bulls	17.0	35	0.486	14	Lisk, Jon	H6/ Tips & Shafts	18.0	49	0.367		
Women's Records				ASP	TGP	Ave.	(# of women by division: A-0, B-7, C-5, D-5, E-4, F-6, G-5, H-17)				ASP	TGP	Ave.
B	Scheppele, Julie	B7/ Kiss My WHAT?!	25.0	38	0.658	F	Graves, Julie	F5/ Dart Buddies	17.0	26	0.654		
	Taylor, Tisha	B7/ Kiss My WHAT?!	19.0	37	0.514		Massengill, Devin	F5/ Dart Buddies	9.0	33	0.273		
C	Hartmann, Erin	C4/ The Bunkers	19.0	40	0.475	G	Voorhees, Cindy	G2/ All About That Bull	12.5	34	0.368		
	Blackwelder, Deborah	C5/ Fire For Effect	16.5	39	0.423		Gaines, Lauren	G1/ Wayne Gretzky	12.0	37	0.324		
D	Hulse, Lura	D1/ Armed and Hammered	6.0	22	0.273	H	Kincaid, Lisa	H1/ Chalker's Nightmare	13.0	40	0.325		
	Jackson, Kelly	D5/ Dynamic Darts	7.5	34	0.221		Coogan, Beth	H7/ Just A Bit Outside	8.5	30	0.283		
E	Stacy, Michelle	E1/ Shark Shooters	7.0	20	0.350		Boutieller, Tina	H1/ Chalker's Nightmare	8.0	35	0.229		
	Mitchell, Liz	E1/ Shark Shooters	9.0	32	0.281		Hayward, Georgia	H3/ Ballistic Behavior	9.0	40	0.225		

	Singles		Singles		Singles		Singles Win		Doubles		Doubles		Doubles Win		Sngls + Dbls		Sngls + Dbls		Tiebreaker Ws		Tiebreaker Ls		All-Star Points		Games Played		All-Star Point Average		Matches Played						
	301		Cricke	Record	%-age	Cricke			501		Record	%-age	Record		Record	Win %-age						Points		Average		Played		Played							
A1/ This Is Element	55	17	58	14	113	31	0.785	30	6	26	10	56	16	0.778	225	63	0.781	0	0	403.5	288	1.401													
A 10 Kilts, Jason	4	2	2	4	6	6	0.500	6	1	4	1	10	2	0.833	16	8	0.667	0	0	20.0	24	0.833	9												
A 11 Brown, Tom	10	2	10	2	20	4	0.833	11	1	8	3	19	4	0.826	39	8	0.830	0	0	45.5	47	0.968	12												
A 12 Jacobi, Paul	2	4	5	1	7	5	0.583	5	2	5	4	10	6	0.625	17	11	0.607	0	0	19.5	28	0.696	9												
A 13 Knight, Mark	0	0	0	0	0	0	---	0	0	1	0	1	0	1.000	1	0	1.000	0	0	0.0	1	0.000	1												
A 14 Kramer, John	8	3	10	1	18	4	0.818	7	2	5	4	12	6	0.667	30	10	0.750	0	0	57.5	40	1.438	11												
A 15 Massengill, Chad	12	0	11	1	23	1	0.958	9	3	8	4	17	7	0.708	40	8	0.833	0	0	84.5	48	1.760	12												
A 16 Phillips, Robbie	9	3	11	1	20	4	0.833	10	2	11	1	21	3	0.875	41	7	0.854	0	0	106.5	48	2.219	12												
A 17 Smith, Allen	2	1	1	2	3	3	0.500	3	0	3	0	6	0	1.000	9	3	0.750	0	0	16.0	12	1.333	3												
A 18 Tan, Wil	8	2	8	2	16	4	0.800	9	1	7	3	16	4	0.800	32	8	0.800	0	0	54.0	40	1.350	10												
A2/ Appetite for Destruction	52	20	49	23	101	43	0.701	25	11	28	8	53	19	0.736	207	81	0.719	0	0	316.5	288	1.099													
A 20 Mitchell, Sid	8	4	10	2	18	6	0.750	9	3	8	1	17	4	0.810	35	10	0.778	0	0	53.5	45	1.189	12												
A 21 Mozzetti, Tim "Tex"	4	2	7	1	11	3	0.786	7	2	8	0	15	2	0.882	26	5	0.839	0	0	40.5	31	1.306	10												
A 22 Johnson, Michael	8	2	8	2	16	4	0.800	5	2	5	5	10	7	0.588	26	11	0.703	0	0	52.0	37	1.405	10												
A 23 Andersen, Dylan	0	2	3	2	3	4	0.429	1	1	4	0	5	1	0.833	8	5	0.615	0	0	15.0	13	1.154	5												
A 24 Gaglione, Joey	9	3	3	2	12	5	0.706	6	3	10	1	16	4	0.800	28	9	0.757	0	0	24.0	37	0.649	12												
A 25 Cusher, Dean	6	1	2	3	8	4	0.667	5	3	5	3	10	6	0.625	18	10	0.643	0	0	25.0	28	0.893	10												
A 26 Stankevich, Scott	8	1	9	2	17	3	0.850	9	2	7	2	16	4	0.800	33	7	0.825	0	0	47.5	40	1.188	12												
A 27 Thompson, Victor	4	3	2	3	6	6	0.500	3	3	5	0	8	3	0.727	14	9	0.609	0	0	17.5	23	0.761	8												
A 28 Persson, Kenny	1	0	2	2	3	2	0.600	2	1	1	1	3	2	0.600	6	4	0.600	0	0	16.0	10	1.600	4												
A 29 Seward, Mike	4	2	3	4	7	6	0.538	3	2	3	3	6	5	0.545	13	11	0.542	0	0	25.5	24	1.063	7												
A3/ Lunatic Fringe	33	33	31	35	64	68	0.485	17	16	14	19	31	35	0.470	126	138	0.477	6	0	217.5	264	0.824													
A 30 Eason, Joel	2	7	4	7	6	14	0.300	5	6	6	5	11	11	0.500	17	25	0.405	1	0	54.5	42	1.298	11												
A 31 Terry, Bob	5	5	6	4	11	9	0.550	6	4	5	4	11	8	0.579	22	17	0.564	0	0	45.0	39	1.154	10												
A 32 Hamilton, Billy	4	4	3	4	7	8	0.467	3	5	5	2	8	7	0.533	15	15	0.500	1	0	18.5	30	0.617	10												
A 33 Bakowski, Adam	3	2	4	5	7	7	0.500	5	3	3	6	8	9	0.471	15	16	0.484	1	0	22.5	31	0.726	9												
A 34 Lane, Tim	5	3	5	3	10	6	0.625	4	6	4	4	8	10	0.444	18	16	0.529	1	0	13.5	34	0.397	9												
A 35 Gelberg, Dave	7	2	6	3	13	5	0.722	5	4	3	6	8	10	0.444	21	15	0.583	1	0	39.0	36	1.083	9												
A 36 Hall, Mike	4	5	3	6	7	11	0.389	4	3	0	8	4	11	0.267	11	22	0.333	1	0	21.5	33	0.652	9												
A 37 Jeffcoat, Doug	3	5	0	3	3	8	0.273	2	1	2	3	4	4	0.500	7	12	0.368	0	0	3.0	19	0.158	9												
A4/ North Raleigh Alliance	35	37	35	37	70	74	0.486	14	22	12	24	26	46	0.361	122	166	0.424	0	0	220.0	288	0.764													
A 40 Zelinack, Jason	1	2	0	2	1	4	0.200	1	2	1	2	2	4	0.333	3	8	0.273	0	0	8.0	11	0.727	3												
A 41 Work, Joe	10	2	10	2	20	4	0.833	7	5	8	4	15	9	0.625	35	13	0.729	0	0	60.0	48	1.250	12												
A 42 Tanner, Dave	6	4	8	4	14	8	0.636	6	4	2	8	8	12	0.400	22	20	0.524	0	0	34.5	42	0.821	11												
A 43 Huffman, David	5	6	4	7	9	13	0.409	4	8	6	6	10	14	0.417	19	27	0.413	0	0	39.5	46	0.859	11												
A 44 Spaulding, Paul	1	10	4	7	5	17	0.227	3	8	4	8	7	16	0.304	12	33	0.267	0	0	26.5	45	0.589	11												
A 45 Kerr, Jim	7	4	3	8	10	12	0.455	4	7	2	8	6	15	0.286	16	27	0.372	0	0	20.5	43	0.477	11												
A 46 Bir, Tom	0	5	1	3	1	8	0.111	1	3	0	5	1	8	0.111	2	16	0.111	0	0	7.0	18	0.389	6												
A 47 Peele, Jim	5	4	5	4	10	8	0.556	2	7	1	7	3	14	0.176	13	22	0.371	0	0	24.0	35	0.686	9												
A5/ Beer View Mirrors	27	45	27	45	54	90	0.375	13	23	16	20	29	43	0.403	112	176	0.389	0	7	164.0	288	0.569													
A 50 Fournier, Jeff	3	6	4	5	7	11	0.389	3	3	3	4	6	7	0.462	13	18	0.419	0	1	12.5	31	0.403	10												
A 51 Holland, Steve	4	3	2	6	6	9	0.400	4	4	3	4	7	8	0.467	13	17	0.433	0	1	20.0	30	0.667	8												
A 52 Rodgers, Trey	5	3	5	4	10	7	0.588	2	8	5	5	7	13	0.350	17	20	0.459	0	1	27.0	37	0.730	10												
A 53 Murdaugh, John	4	8	10	3	14	11	0.560	5	7	6	5	11	12	0.478	25	23	0.521	0	1	31.0	48	0.646	12												
A 54 Wells, John "Boy"	4	7	2	7	6	14	0.300	2	8	5	7	7	15	0.318	13	29	0.310	0	1	19.0	42	0.452	11												
A 55 Beaudoin, Paul	3	4	3	7	6	11	0.353	5	5	7	3	12	8	0.600	18	19	0.486	0	1	31.0	37	0.838	10												
A 56 Jones, Jeff	1	7	0	5	1	12	0.077	1	5	1	5	2	10	0.167	3	22	0.120	0	1	6.0	25	0.240	8												
A 57 Sellers, Mark	3	7	1	8	4	15	0.211	4	6	2	7	6	13	0.316	10	28	0.263	0	0	17.5	38	0.461	10												
A6/ Nine Lives	18	48	15	51	33	99	0.250	7	26	8	25	15	51	0.227	63	201	0.239	0	0	128.0	264	0.485													
A 60 Romanchek, David	3	9	1	11	4	20	0.167	3	9	3	8	6	17	0.261	10	37	0.213	0	0	23.5	47	0.500	11												
A 61 Smith, Butch	4	5	2	8	6	13	0.316	1	9	1	7	2	16	0.111	8	29	0.216	0	0	18.5	37	0.500	9												
A 62 Copple, Matthew	4	8	5	6	9	14	0.391	3	8	3	10	6	18	0.250	15	32	0.319	0	0	30.0	47	0.638	11												
A 63 Mays, John	1	8	1	4	2	12	0.143	1	8	2	7	3	15	0.167	5	27	0.156	0	0	18.0	32	0.563	9												
A 64 Marsden, James	0	0	0	2	0	2	0.000	0	2	0	2	0	4	0.000	0	6	0.000	0	0	0.0	6	0.000	2												
A 65 Gibson, Jack	4	4	2	5	6	9	0.400	2	4	4	3	6	7	0.462	12	16	0.429	0																	

	Singles 301		Singles Crocket		Singles Record		Singles Win %+age		Doubles Crocket		Doubles 501		Doubles Record		Doubles Win %+age		Sngls + Dbls Record		Sngls + Dbls Win %+age		Tiebreaker Ws		Tiebreaker Ls		All-Star Points		Games Played		All-Star Point Average		Matches Played						
B1/ Shaunt Be Shutout	48	24	51	21	99	45	0.688	25	11	24	12	49	23	0.681	197	91	0.684	0	0	235.0	288	0.816															
B 10 Maccini, Billy	1	5	2	5	3	10	0.231	5	1	6	2	11	3	0.786	14	13	0.519	0	0	21.0	27	0.778	8														
B 11 Reitano, Sal	4	2	10	1	14	3	0.824	6	4	10	1	16	5	0.762	30	8	0.789	0	0	41.0	38	1.079	11														
B 12 Bradshaw, Rick	8	1	5	3	13	4	0.765	2	2	3	4	5	6	0.455	18	10	0.643	0	0	17.0	28	0.607	9														
B 13 Jobe, C.J.	6	4	4	1	10	5	0.667	4	5	4	3	8	8	0.500	18	13	0.581	0	0	15.0	31	0.484	10														
B 14 Wright, Tyler	6	3	9	2	15	5	0.750	7	2	5	4	12	6	0.667	27	11	0.711	0	0	21.0	38	0.553	11														
B 15 Foushee, Eugene	7	3	5	3	12	6	0.667	7	2	4	5	11	7	0.611	23	13	0.639	0	0	20.0	36	0.556	11														
B 16 Foushee, Kevin	8	2	6	4	14	6	0.700	9	4	10	1	19	5	0.792	33	11	0.750	0	0	40.5	44	0.920	12														
B 17 Carroll, John "JC"	8	4	10	2	18	6	0.750	10	2	6	4	16	6	0.727	34	12	0.739	0	0	59.5	46	1.293	12														
B2/ Rif Raf	39	33	38	34	77	67	0.535	21	15	21	15	42	30	0.583	161	127	0.559	0	0	163.5	288	0.568															
B 20 Gaertner, Brian	2	8	0	5	2	13	0.133	2	3	5	3	7	6	0.538	9	19	0.321	0	0	1.5	28	0.054	10														
B 21 St. Clair, Matt	5	5	1	6	6	11	0.353	8	2	5	5	13	7	0.650	19	18	0.514	0	0	12.5	37	0.338	11														
B 22 Jur, Jess	6	0	7	1	13	1	0.929	5	3	7	1	12	4	0.750	25	5	0.833	0	0	28.0	30	0.933	8														
B 23 Horger, Dennis	0	4	4	3	4	7	0.364	5	2	4	4	9	6	0.600	13	13	0.500	0	0	11.0	26	0.423	8														
B 24 Martin, David	8	2	8	4	16	6	0.727	7	4	7	5	14	9	0.609	30	15	0.667	0	0	32.5	45	0.722	12														
B 25 Zawrotniak, Joe	8	4	10	2	18	6	0.750	9	3	5	5	14	8	0.636	32	14	0.696	0	0	42.5	46	0.924	12														
B 26 O'Bryan, Peter	7	4	5	4	12	8	0.600	3	6	5	4	8	10	0.444	20	18	0.526	0	0	23.5	38	0.618	11														
B 27 Vincent, Daniel	2	2	0	3	2	5	0.286	0	2	1	1	1	3	0.250	3	8	0.273	0	0	0.0	11	0.000	4														
B 28 Crowe, Jason	1	4	3	6	4	10	0.286	3	5	3	2	6	7	0.462	10	17	0.370	0	0	12.0	27	0.444	9														
B3/ Menace 2 Sobriety	32	40	33	39	65	79	0.451	19	17	18	18	37	35	0.514	139	149	0.483	0	0	107.0	288	0.372															
B 30 Johnson, Dave	4	6	9	3	13	9	0.591	7	5	8	4	15	9	0.625	28	18	0.609	0	0	25.0	46	0.543	12														
B 31 Bouchard, Keith	2	6	4	6	6	12	0.333	6	4	6	3	12	7	0.632	18	19	0.486	0	0	17.5	37	0.473	10														
B 32 White, J.J.	4	7	7	5	11	12	0.478	8	4	7	4	15	8	0.652	26	20	0.565	0	0	25.5	46	0.554	12														
B 33 Staley, Shawn	6	5	0	1	6	6	0.500	1	3	3	9	4	12	0.250	10	18	0.357	0	0	3.0	28	0.107	12														
B 34 Polenz, Steve	5	2	4	5	9	7	0.563	3	5	3	4	6	9	0.400	15	16	0.484	0	0	11.0	31	0.355	10														
B 35 Price, Brady	5	3	5	5	10	8	0.556	6	3	5	4	11	7	0.611	21	15	0.583	0	0	8.0	36	0.222	10														
B 36 McCartney, Eric	1	3	1	5	2	8	0.200	4	5	1	3	5	8	0.385	7	16	0.304	0	0	8.5	23	0.370	10														
B 37 Patel, Sam	2	5	0	8	2	13	0.133	0	2	1	3	1	5	0.167	3	18	0.143	0	0	2.0	21	0.095	12														
B 38 Kareiva, Keith	0	0	0	0	0	0	---	0	0	0	0	0	0	---	0	0	---	0	0	0.0	0	---	0														
B 39 Neiswonger, Mark	3	3	3	1	6	4	0.600	3	3	2	2	5	5	0.500	11	9	0.550	0	0	6.5	20	0.325	6														
B4/ Methodical Madness	36	36	38	34	74	70	0.514	18	18	15	21	33	39	0.458	140	148	0.486	0	0	142.5	288	0.495															
B 40 Venable, Mike	3	9	2	6	5	15	0.250	6	4	5	7	11	11	0.500	16	26	0.381	0	0	17.0	42	0.405	12														
B 41 Neill, Greg	5	5	4	5	9	10	0.474	5	4	5	5	10	9	0.526	19	19	0.500	0	0	19.5	38	0.513	10														
B 42 Stephenson, Scott	2	3	3	3	5	6	0.455	1	4	2	4	3	8	0.273	8	14	0.364	0	0	10.5	22	0.477	6														
B 43 Wilson, John	4	2	5	1	9	3	0.750	3	3	4	1	7	4	0.636	16	7	0.696	0	0	15.0	23	0.652	6														
B 44 Collins, Craig	3	5	6	4	9	9	0.500	2	6	5	4	7	10	0.412	16	19	0.457	0	0	7.5	35	0.214	10														
B 45 O'Neal, Chris	5	5	2	7	7	12	0.368	5	6	2	7	7	13	0.350	14	25	0.359	0	0	10.0	39	0.256	11														
B 46 Stewart, Pete	7	2	7	4	14	6	0.700	6	4	3	6	9	10	0.474	23	16	0.590	0	0	24.0	39	0.615	11														
B 47 Citrak, Sheldon	0	1	1	0	1	1	0.500	2	0	1	1	3	1	0.750	4	2	0.667	0	0	4.0	6	0.667	2														
B 48 Wilson, Chris	7	4	8	4	15	8	0.652	6	5	3	7	9	12	0.429	24	20	0.545	0	0	35.0	44	0.795	11														
B5/ Shooter McGavin	28	43	32	39	60	82	0.423	13	23	22	14	35	37	0.486	130	156	0.455	0	0	127.5	286	0.446															
B 50 Sautter, Don	6	4	6	4	12	8	0.600	4	6	5	5	9	11	0.450	21	19	0.525	0	0	19.5	40	0.488	10														
B 51 Knott, Ronnie	8	4	10	2	18	6	0.750	7	5	10	2	17	7	0.708	35	13	0.729	0	0	25.5	48	0.531	12														
B 52 Knott, Ryan	3	9	4	8	7	17	0.292	3	11	6	6	9	17	0.346	16	34	0.320	0	0	14.5	50	0.290	12														
B 53 Schon, Chris	3	10	3	10	6	20	0.231	1	11	6	8	7	19	0.269	13	39	0.250	0	0	24.0	52	0.462	12														
B 54 Howard, Brian	8	4	8	4	16	8	0.667	9	4	9	3	18	7	0.720	34	15	0.694	0	0	32.5	49	0.663	12														
B 55 Demler, John	0	12	1	11	1	23	0.042	2	9	8	4	10	13	0.435	11	36	0.234	0	0	11.5	47	0.245	11														
B6/ Who Gives A Cork?	28	44	28	44	56	88	0.389	17	19	8	28	25	47	0.347	106	182	0.368	0	6	123.5	288	0.429															
B 60 Knight, Maridy	0	0	0	0	0	0	---	0	0	0	0	0	0	---	0	0	---	0	0	0.0	0	---	0														
B 61 Ackerman, Travis	0	1	0	1	0	2	0.000	1	0	1	0	2	0	1.000	2	2	0.500	0	0	1.0	4	0.250	1														
B 62 Cotton, Barbara	2	8	0	9	2	17	0.105	4	5	1	8	5	13	0.278	7	30	0.189	0	1	8.5	37	0.230	10														
B 63 Grubb, Ed	2	3	3	2	5	5	0.500	2	3	0	5	2	8	0.200	7	13	0.350	0	0	9.0	20	0.450	5														
B 64 Hamilton, Dawn	4	7	2	10	6	17	0.261	7	4	2	9	9	13	0.409	15	30	0.333	0	1</																		

	Singles		Singles		Singles		Singles Win		Doubles		Doubles		Doubles Win		Sngls + Dbls		Sngls + Dbls		Tiebreaker Ws		Tiebreaker Ls		All-Star		Games Played		All-Star Point		Matches
	301		Cricke		Record		%-age		Cricke		501		Record		Record		Win %-age					Points				Average		Played	
C1/ Cheap Shots	36	36	35	37	71	73	0.493	15	21	24	12	39	33	0.542	149	139	0.517	0	11	121.5	288	0.422							
C 10 Buckman, Dave	5	3	7	4	12	7	0.632	4	7	9	2	13	9	0.591	25	16	0.610	0	2	7.5	41	0.183					11		
C 11 Burney, Gary	6	5	1	8	7	13	0.350	2	8	2	4	4	12	0.250	11	25	0.306	0	2	8.5	36	0.236					10		
C 12 Hindle, Mikey	9	4	7	7	16	11	0.593	5	7	6	6	11	13	0.458	27	24	0.529	0	2	21.5	51	0.422					12		
C 13 Hall, Josh	7	4	8	3	15	7	0.682	7	4	10	3	17	7	0.708	32	14	0.696	0	1	21.5	46	0.467					11		
C 14 James, Bob	5	5	7	2	12	7	0.632	3	6	7	2	10	8	0.556	22	15	0.595	0	2	13.5	37	0.365					9		
C 15 Witz, Steve	0	3	1	3	1	6	0.143	3	2	3	2	6	4	0.600	7	10	0.412	0	0	13.0	17	0.765					5		
C 16 Hoyt, Chris	3	9	3	8	6	17	0.261	5	7	7	5	12	12	0.500	18	29	0.383	0	2	24.5	47	0.521					11		
C 17 Bemis, Matt	1	3	1	2	2	5	0.286	1	1	4	0	5	1	0.833	7	6	0.538	0	0	11.5	13	0.885					4		
C2/ Dysfunctional Outlaws	26	40	31	35	57	75	0.432	15	18	13	20	28	38	0.424	113	151	0.428	0	0	117.0	264	0.443							
C 20 Smith, Brian	7	3	3	7	10	10	0.500	4	6	3	5	7	11	0.389	17	21	0.447	0	0	14.0	38	0.368					10		
C 21 Steppe, Mike	3	5	2	6	5	11	0.313	3	7	6	4	9	11	0.450	14	22	0.389	0	0	15.5	36	0.431					10		
C 22 Tant, J.J.	3	7	7	3	10	10	0.500	8	2	6	4	14	6	0.700	24	16	0.600	0	0	33.5	40	0.838					10		
C 23 Talley, Gray	1	7	0	4	1	11	0.083	0	3	2	5	2	8	0.200	3	19	0.136	0	0	2.0	22	0.091					9		
C 24 Raymond, Ryan	3	6	3	5	6	11	0.353	3	4	2	5	5	9	0.357	11	20	0.355	0	0	11.0	31	0.355					9		
C 25 Clark, Dan	5	4	7	3	12	7	0.632	9	2	2	7	11	9	0.550	23	16	0.590	0	0	22.0	39	0.564					11		
C 26 Peterson, Chris	3	4	4	5	7	9	0.438	2	8	4	5	6	13	0.316	13	22	0.371	0	0	13.0	35	0.371					11		
C 27 Fraleigh, Brent	1	4	5	2	6	6	0.500	1	4	1	5	2	9	0.182	8	15	0.348	0	0	6.0	23	0.261					8		
C3/ Dartistic License	43	29	50	22	93	51	0.646	24	12	26	10	50	22	0.694	193	95	0.670	0	0	196.0	288	0.681							
C 30 Denton, Fon	8	4	5	7	13	11	0.542	10	2	11	1	21	3	0.875	34	14	0.708	0	0	22.0	48	0.458					12		
C 31 Bennett, Will	10	2	10	2	20	4	0.833	10	2	11	1	21	3	0.875	41	7	0.854	0	0	37.5	48	0.781					12		
C 32 Vance, Hugh	7	5	10	2	17	7	0.708	6	6	10	2	16	8	0.667	33	15	0.688	0	0	34.0	48	0.708					12		
C 33 McCredie, Bob	1	1	0	1	1	2	0.333	0	1	0	1	0	2	0.000	1	4	0.200	0	0	0.0	5	0.000					3		
C 34 Jimenez, Eduardo	3	6	4	4	7	10	0.412	3	4	6	6	9	10	0.474	16	20	0.444	0	0	13.5	36	0.375					12		
C 35 Dean, Jay	0	2	8	1	8	3	0.727	5	4	2	1	7	5	0.583	15	8	0.652	0	0	16.0	23	0.696					9		
C 36 Michaud, Jason	5	5	4	4	9	9	0.500	6	3	5	6	11	9	0.550	20	18	0.526	0	0	23.5	38	0.618					11		
C 37 Greninger, Frank	0	4	0	1	0	5	0.000	1	0	0	1	1	1	0.500	1	6	0.143	0	0	0.0	7	0.000					4		
C 38 Healy, Simon	9	0	9	0	18	0	1.000	7	2	7	1	14	3	0.824	32	3	0.914	0	0	49.5	35	1.414					9		
C4/ The Bunkers	34	32	35	31	69	63	0.523	20	13	15	18	35	31	0.530	139	125	0.527	0	0	128.0	264	0.485							
C 40 Hartmann, Erin	7	3	3	7	10	10	0.500	6	4	5	5	11	9	0.550	21	19	0.525	0	0	19.0	40	0.475					10		
C 41 Hartmann, Pete	3	7	5	5	8	12	0.400	6	4	3	7	9	11	0.450	17	23	0.425	0	0	14.5	40	0.363					10		
C 42 Krestalude, Andy	8	2	7	3	15	5	0.750	7	3	7	3	14	6	0.700	29	11	0.725	0	0	35.5	40	0.888					10		
C 43 Cuevas, Louie	5	6	3	8	8	14	0.364	6	6	8	4	14	10	0.583	22	24	0.478	0	0	16.0	46	0.348					11		
C 44 Martinez, Vince	5	6	7	4	12	10	0.545	8	3	4	7	12	10	0.545	24	20	0.545	0	0	23.5	44	0.534					11		
C 45 Holly, Mike	5	6	9	2	14	8	0.636	7	4	3	8	10	12	0.455	24	20	0.545	0	0	17.5	44	0.398					11		
C 46 Merriam, Tim	0	0	0	0	0	0	---	0	0	0	0	0	0	---	0	0	---	0	0	0.0	0	---					0		
C 47 Dudley, Robert	1	2	1	2	2	4	0.333	0	2	0	2	0	4	0.000	2	8	0.200	0	0	2.0	10	0.200					2		
C5/ Fire For Effect	32	40	31	41	63	81	0.438	18	18	18	18	36	36	0.500	135	153	0.469	13	5	134.5	288	0.467							
C 50 Guenther, George	7	3	4	5	11	8	0.579	3	4	4	5	7	9	0.438	18	17	0.514	2	0	15.0	35	0.429					10		
C 51 Gabry, Greg	3	2	2	5	5	7	0.417	3	3	2	4	5	7	0.417	10	14	0.417	0	1	6.5	24	0.271					8		
C 52 Kilsdonk, Kris	8	4	5	7	13	11	0.542	5	5	5	6	10	11	0.476	23	22	0.511	2	1	17.5	45	0.389					12		
C 53 Brody, Kevin	1	4	2	2	3	6	0.333	4	3	3	3	7	6	0.538	10	12	0.455	2	1	11.0	22	0.500					6		
C 54 Blackwelder, Deborah	4	8	4	4	8	12	0.400	5	5	4	5	9	10	0.474	17	22	0.436	2	1	16.5	39	0.423					11		
C 55 Goss, Matt	4	4	6	4	10	8	0.556	6	3	6	4	12	7	0.632	22	15	0.595	1	0	42.5	37	1.149					10		
C 56 Blackwelder, Allyson	0	3	0	7	0	10	0.000	2	6	2	2	4	8	0.333	4	18	0.182	1	0	4.5	22	0.205					8		
C 57 Hunsberger, Jim	1	4	2	3	3	7	0.300	1	3	2	2	3	5	0.375	6	12	0.333	1	0	7.0	18	0.389					6		
C 58 Preciado, Amanda	4	8	6	4	10	12	0.455	7	4	8	5	15	9	0.625	25	21	0.543	2	1	14.0	46	0.304					12		
C6/ Big Bulls	35	31	33	33	68	64	0.515	19	14	15	18	34	32	0.515	136	128	0.515	0	7	104.5	264	0.396							
C 60 Toolan, Chris	5	6	7	3	12	9	0.571	8	6	5	8	13	14	0.481	25	23	0.521	0	1	26.5	48	0.552					11		
C 61 Reinert, Kevin	2	6	4	5	6	11	0.353	6	3	2	7	8	10	0.444	14	21	0.400	0	1	15.0	35	0.429					9		
C 62 Fitzgerald, Dennis	7	2	5	4	12	6	0.667	6	3	4	6	10	9	0.526	22	15	0.595	0	1	14.5	37	0.392					9		
C 63 Talton, Chris	6	4	4	4	10	8	0.556	4	5	4	5	8	10	0.444	18	18	0.500	0	1	5.5	36	0.153					9		
C 64 Flanagan, Stephen	6	4	5	5	11	9	0.550	6	4	7	2	13	6	0.684	24	15	0.615	0	1	20.0	39	0.513					11		
C 65 McWhorter, Mike	4	2	5	2	9	4	0.692	5	1	3	3	8	4	0.667	17	8	0.680	0	1	11.0	25	0.440					7		
C 66 Womble, Kenny	1	0	0	1	1	1	0.500	0	1	0	1	0	2	0.000	1	3	0.250	0	0	0.0	4	0.000					1		
C 67 Golub, Greg	4	7	3	9	7	16	0.304	3	5	5	4	8	9	0.471	15	25	0.375	0	1	12.0	40	0.300					10		
C7/ Mike's Garage	39	33	37	35	76	68	0.528	14	22	17	19	31	41	0.431	138	150	0.479	0	0	126.0	288	0.438							
C 70 Gardner, Mike	6	5	5	4	11	9	0.550	3	7	4	3	7	10	0.412	18	19	0.486	0	0	8.5	37	0.230					12		
C 71 Reece, Robert	5	5	1	0	6	5	0.545	2	4	4	5	6	9	0.400	12	14	0.462	0	0	2.0	26	0.077					11		
C 72 Long, Gary	8	4	8	4	16	8	0.667	7	5	3	8	10	13	0.435	26	21	0.553	0	0	29.5	47	0.628					12		
C 73 Gilyardi, Ernie	3	2	4	2	7	4	0.636	3	3	3	2	6	5	0.545	13	9	0.591	0	0	15.0	22	0.682					6		
C 74 Knight, Tim	5	1	2	6	7	7	0.500	1	6	4	5	5	11																

	Singles 301		Singles Cricket		Singles Record		Singles Win %-age		Doubles Cricket		Doubles 501		Doubles Record		Doubles Win %-age		Sngls + Dbls Record		Sngls + Dbls Win %-age		Tiebreaker Ws		Tiebreaker Ls		All-Star Points		Games Played		All-Star Point Average		Matches Played		
(Missing statistics: week 12, postponed match of D4 @ D6)																																	
D1/ Armed and Hammered	33	27	36	24	69	51	0.575	17	13	17	13	34	26	0.567	137	103	0.571	0	0	118.0	240	0.492											
D 10 Simpson, David	6	4	5	4	11	8	0.579	3	6	4	4	7	10	0.412	18	18	0.500	0	0	15.5	36	0.431	10										
D 11 Simpson, Aden	9	3	8	2	17	5	0.773	5	5	7	2	12	7	0.632	29	12	0.707	0	0	33.0	41	0.805	10										
D 12 Simpson, Tyler	5	5	5	6	10	11	0.476	7	4	7	4	14	8	0.636	24	19	0.558	0	0	18.0	43	0.419	10										
D 13 Jenkins, John	3	4	7	1	10	5	0.667	6	2	3	1	9	3	0.750	19	8	0.704	0	0	14.5	27	0.537	7										
D 14 Hulse, Lura	3	4	2	3	5	7	0.417	2	0	5	3	7	3	0.700	12	10	0.545	0	0	6.0	22	0.273	7										
D 15 diLorenzo, Ethan	3	3	2	2	5	5	0.500	5	3	1	7	6	10	0.375	11	15	0.423	0	0	6.5	26	0.250	8										
D 16 Thompson, Barry	1	4	5	5	6	9	0.400	4	5	6	3	10	8	0.556	16	17	0.485	0	0	15.5	33	0.470	9										
D 17 Macias, Anthony	3	0	2	1	5	1	0.833	2	1	1	2	3	3	0.500	8	4	0.667	0	0	9.0	12	0.750	3										
D2/ One Armed Bandits	33	33	32	34	65	67	0.492	19	14	17	16	36	30	0.545	137	127	0.519	6	0	118.0	264	0.447											
D 20 Kiser, Lyman	2	6	1	3	3	9	0.250	3	2	5	5	8	7	0.533	11	16	0.407	1	0	3.5	27	0.130	10										
D 21 Richardson, Shane	4	4	4	5	8	9	0.471	6	3	4	5	10	8	0.556	18	17	0.514	1	0	22.0	35	0.629	9										
D 22 White, Jim	2	6	6	4	8	10	0.444	3	6	4	6	7	12	0.368	15	22	0.405	1	0	11.5	37	0.311	10										
D 23 Caldwell, Greg	3	5	3	5	6	10	0.375	6	2	6	2	12	4	0.750	18	14	0.563	1	0	13.0	32	0.406	8										
D 24 Moore, Chris	1	2	0	8	1	10	0.091	2	2	2	2	4	4	0.500	5	14	0.263	0	0	5.0	19	0.263	8										
D 25 Lewis, Dave	4	5	2	3	6	8	0.429	4	5	1	2	5	7	0.417	11	15	0.423	0	0	5.0	26	0.192	9										
D 26 Murphy, Phil	8	3	8	3	16	6	0.727	6	5	4	7	10	12	0.455	26	18	0.591	1	0	19.0	44	0.432	11										
D 27 Trefzger, Ken	9	2	8	3	17	5	0.773	8	3	8	3	16	6	0.727	33	11	0.750	1	0	39.0	44	0.886	11										
D3/ Ted's DeploraBull Emporium	26	34	23	37	49	71	0.408	10	20	15	15	25	35	0.417	99	141	0.413	0	7	82.0	240	0.342											
D 30 Thomas, Jason	2	1	4	0	6	1	0.857	3	2	3	2	6	4	0.600	12	5	0.706	0	1	16.5	17	0.971	5										
D 31 Thomas, Joe "Antique"	6	4	2	8	8	12	0.400	4	6	4	6	8	12	0.400	16	24	0.400	0	1	12.0	40	0.300	10										
D 32 Long, Steve	4	3	5	2	9	5	0.643	3	4	3	3	6	7	0.462	15	12	0.556	0	1	13.0	27	0.481	8										
D 33 Stanley, Raymond	2	6	2	5	4	11	0.267	1	7	5	2	6	9	0.400	10	20	0.333	0	1	5.0	30	0.167	8										
D 34 Fisher, Nate	4	6	3	7	7	13	0.350	2	7	1	6	3	13	0.188	10	26	0.278	0	1	11.5	36	0.319	10										
D 35 Howley, John	2	2	3	4	5	6	0.455	4	3	3	4	7	7	0.500	12	13	0.480	0	0	7.5	25	0.300	7										
D 36 Nivers, Jim	1	7	0	5	1	12	0.077	0	4	5	3	5	7	0.417	6	19	0.240	0	1	3.0	25	0.120	8										
D 37 McEwen, William	5	5	4	6	9	11	0.450	3	7	6	4	9	11	0.450	18	22	0.450	0	1	13.5	40	0.338	10										
D 38 Side, Eric	0	0	0	0	0	0	---	0	0	0	0	0	0	---	0	0	---	0	0	0.0	0	---	0										
* D4/ Sharky's Machine	29	31	28	32	57	63	0.475	14	16	16	14	30	30	0.500	117	123	0.488	13	0	87.0	240	0.363											
* D 40 Allison, Frank	2	8	8	2	10	10	0.500	6	4	3	7	9	11	0.450	19	21	0.475	2	0	18.5	40	0.463	10										
* D 41 Fink, Scott	4	5	2	6	6	11	0.353	3	6	6	3	9	9	0.500	15	20	0.429	2	0	6.0	35	0.171	9										
* D 42 Bateman, Jimmy	7	3	5	4	12	7	0.632	6	3	5	4	11	7	0.611	23	14	0.622	2	0	13.5	37	0.365	9										
* D 43 Schaefer, Dan	2	3	2	3	4	6	0.400	1	4	1	2	2	6	0.250	6	12	0.333	1	0	6.0	18	0.333	5										
* D 44 Borgia, Pete	7	2	5	5	12	7	0.632	3	6	4	7	7	13	0.350	19	20	0.487	2	0	15.5	39	0.397	9										
* D 45 Kruger, Lonny	5	3	3	6	8	9	0.471	6	4	6	4	12	8	0.600	20	17	0.541	2	0	11.5	37	0.311	10										
* D 46 Barrett, Darren	2	7	3	6	5	13	0.278	3	5	7	1	10	6	0.625	15	19	0.441	2	0	16.0	34	0.471	9										
D5/ Dynamic Darts	26	34	22	38	48	72	0.400	8	22	9	21	17	43	0.283	82	158	0.342	0	7	100.5	240	0.419											
D 50 Jackson, Kelly	4	6	2	5	6	11	0.353	1	8	2	6	3	14	0.176	9	25	0.265	0	1	7.5	34	0.221	10										
D 51 Jackson, Barry	1	1	1	1	2	2	0.500	0	2	1	1	1	3	0.250	3	5	0.375	0	0	5.0	8	0.625	2										
D 52 Dzengeleski, Jimmy	3	6	4	6	7	12	0.368	2	8	2	8	4	16	0.200	11	28	0.282	0	1	12.0	39	0.308	10										
D 53 Dzengeleski, Julie	1	2	0	3	1	5	0.167	0	2	0	3	0	5	0.000	1	10	0.091	0	0	4.0	11	0.364	4										
D 54 Murdock, Jim "Doc"	5	3	2	6	7	9	0.438	2	5	1	5	3	10	0.231	10	19	0.345	0	1	11.5	29	0.397	9										
D 55 Winters, Tom "Tiny"	8	1	7	1	15	2	0.882	4	5	5	3	9	8	0.529	24	10	0.706	0	1	38.5	34	1.132	9										
D 56 Welborn, Tim	4	3	3	4	7	7	0.500	3	4	2	5	5	9	0.357	12	16	0.429	0	1	9.0	28	0.321	8										
D 57 McFadden, Kevin	0	4	3	4	3	8	0.273	4	3	2	5	6	8	0.429	9	16	0.360	0	1	9.5	25	0.380	7										
D 58 Martin, George	0	5	0	5	0	10	0.000	0	4	2	3	2	7	0.222	2	17	0.105	0	1	3.5	19	0.184	8										
D 59 Smith, Eric	0	3	0	3	0	6	0.000	0	3	1	3	1	6	0.143	1	12	0.077	0	0	0.0	13	0.000	4										
* D6/ Bullseye Brewers	28	26	32	22	60	48	0.556	17	10	14	13	31	23	0.574	122	94	0.565	0	7	98.0	216	0.454											
* D 60 McCartney, Joe	5	3	5	3	10	6	0.625	5	4	5	3	10	7	0.588	20	13	0.606	0	1	13.5	33	0.409	8										
* D 61 Litzsinger, Mike	6	2	6	3	12	5	0.706	6	2	3	6	9	8	0.529	21	13	0.618	0	1	19.0	34	0.559	9										
* D 62 Kemp, Louis	1	5	0	2	1	7	0.125	0	1	4	3	4	4	0.500	5	11	0.313	0	1	0.0	16	0.000	7										
* D 63 Veith, Matt	2	2	2	2	4	4	0.500	3	2	3	2	6	4	0.600	10	8	0.556	0	0	5.0	18	0.278	5										
* D 64 Iager, John	2	5	6	2	8	7	0.533	5	2	3	4	8	6	0.571	16	13	0.552	0	1	15.5	29	0.534	8										
* D 65 Snyder, Mike	6	3	7	2	13	5	0.722	6	3	4	4	10	7	0.588	23	12	0.657	0	1	21.0	35	0.600	9										
* D 66 Snyder, Gary	1	4	1	7	2	11	0.154	5	4	3	2	8	6	0.571	10	17	0.370	0	1	8.0	27	0.296	9										
* D 67 Shengulette, Jerry	5	1	5	1	10	2	0.833	4																									

	Singles 301		Singles Cricket		Singles Record		Singles Win %-age		Doubles Cricket		Doubles 501		Doubles Record		Doubles Win %-age		Sngls + Dbls Record		Sngls + Dbls Win %-age		Tiebreaker Ws		Tiebreaker Ls		All-Star Points		Games Played		All-Star Point Average		Matches Played	
E1/ Shark Shooters	30	36	29	37	59	73	0.447	14	19	13	20	27	39	0.409	113	151	0.428	0	8	80.5	264	0.305										
E 10 Stacy, Michelle	2	1	2	3	4	4	0.500	2	4	3	3	5	7	0.417	9	11	0.450	0	1	7.0	20	0.350										
E 11 Stacy, Rod	5	4	4	5	9	9	0.500	6	4	2	5	8	9	0.471	17	18	0.486	0	1	20.0	35	0.571										
E 12 Mitchell, Liz	4	5	4	4	8	9	0.471	2	6	2	5	4	11	0.267	12	20	0.375	0	1	9.0	32	0.281										
E 13 Munroe, Joe	9	1	8	2	17	3	0.850	5	5	2	7	7	12	0.368	24	15	0.615	0	1	18.5	39	0.474										
E 14 Mercer, Dave	6	3	2	6	8	9	0.471	1	4	2	5	3	9	0.250	11	18	0.379	0	1	2.0	29	0.069										
E 15 Schmitt, Jacquie	0	9	0	4	0	13	0.000	0	0	3	7	3	7	0.300	3	20	0.130	0	0	2.5	23	0.109										
E 16 Hunneyman, Gary	0	0	0	0	0	0	---	0	0	0	0	0	0	---	0	0	---	0	0	0.0	0	---										
E 17 Taylor, Eric	2	7	3	3	5	10	0.333	4	6	3	5	7	11	0.389	12	21	0.364	0	1	9.0	33	0.273										
E 18 Weimers, Drew	2	0	5	5	7	5	0.583	5	4	6	2	11	6	0.647	18	11	0.621	0	1	7.0	29	0.241										
E 19 Neff, Josh	0	6	1	5	1	11	0.083	3	5	3	1	6	6	0.500	7	17	0.292	0	1	5.5	24	0.229										
E2/ Coach's Last Stand	35	31	43	23	78	54	0.591	15	18	16	17	31	35	0.470	140	124	0.530	0	7	100.0	264	0.379										
E 20 Emerton, Eric	1	2	0	3	1	5	0.167	0	2	2	4	2	6	0.250	3	11	0.214	0	0	2.0	14	0.143										
E 21 Barletta, Phil	0	1	7	1	7	2	0.778	3	5	2	3	5	8	0.385	12	10	0.545	0	1	5.0	22	0.227										
E 22 Woodard, Dave	5	3	4	4	9	7	0.563	4	7	6	5	10	12	0.455	19	19	0.500	0	1	14.5	38	0.382										
E 23 Ejlali, Shervin	6	3	4	3	10	6	0.625	0	5	3	5	3	10	0.231	13	16	0.448	0	1	9.5	29	0.328										
E 24 Martin, Claude	1	2	0	4	1	6	0.143	0	1	1	3	1	4	0.200	2	10	0.167	0	0	1.0	12	0.083										
E 25 McMillan, Bill	2	8	8	2	10	10	0.500	4	4	0	2	4	6	0.400	14	16	0.467	0	0	8.5	30	0.283										
E 26 Hamer, Andrew	4	2	3	2	7	4	0.636	2	1	3	3	5	4	0.556	12	8	0.600	0	1	4.5	20	0.225										
E 27 Scott, Kevin	5	2	7	1	12	3	0.800	4	4	3	3	7	7	0.500	19	10	0.655	0	1	10.5	29	0.362										
E 28 Gallagher, Jim	7	4	9	2	16	6	0.727	7	4	6	3	13	7	0.650	29	13	0.690	0	1	40.5	42	0.964										
E 29 Turner, Kevin	4	4	1	1	5	5	0.500	6	3	6	3	12	6	0.667	17	11	0.607	0	1	4.0	28	0.143										
E3/ Sofa Kings	38	22	27	33	65	55	0.542	20	10	15	15	35	25	0.583	135	105	0.563	13	0	99.0	240	0.413										
E 30 Alcon, Tony	7	3	7	3	14	6	0.700	6	4	7	3	13	7	0.650	27	13	0.675	2	0	24.5	40	0.613										
E 31 Groves, Phil	0	1	3	5	3	6	0.333	5	3	3	5	8	8	0.500	11	14	0.440	2	0	5.0	25	0.200										
E 32 Bozza, Doug	7	2	4	5	11	7	0.611	6	2	4	4	10	6	0.625	21	13	0.618	2	0	13.5	34	0.397										
E 33 Moore, Ken	4	8	0	7	4	15	0.211	5	2	4	4	9	6	0.600	13	21	0.382	2	0	6.5	34	0.191										
E 34 Maley, Dave	8	2	6	4	14	6	0.700	7	3	4	6	11	9	0.550	25	15	0.625	2	0	26.0	40	0.650										
E 35 Keim, Roger	5	1	4	2	9	3	0.750	5	1	2	4	7	5	0.583	16	8	0.667	1	0	7.5	24	0.313										
E 36 Harrell, Walter	7	4	3	7	10	11	0.476	6	5	5	4	11	9	0.550	21	20	0.512	2	0	16.0	41	0.390										
E 37 Hudelson, Hans	0	1	0	0	0	1	0.000	0	0	1	0	1	0	1.000	1	1	0.500	0	0	0.0	2	0.000										
E4/ Game of Throws	27	33	24	36	51	69	0.425	13	17	12	18	25	35	0.417	101	139	0.421	6	0	77.5	240	0.323										
E 40 Bordeau, Eric	5	5	1	6	6	11	0.353	4	5	3	6	7	11	0.389	13	22	0.371	1	0	10.0	35	0.286										
E 41 Montesi, Chris	7	0	4	4	11	4	0.733	5	2	4	3	9	5	0.643	20	9	0.690	1	0	20.0	29	0.690										
E 42 Rudy, Jeff	7	3	8	2	15	5	0.750	5	5	4	8	9	13	0.409	24	18	0.571	1	0	14.5	42	0.345										
E 43 Smelik, Gene	2	8	3	5	5	13	0.278	2	6	3	5	5	11	0.313	10	24	0.294	1	0	4.0	34	0.118										
E 44 Smelik, Pat	2	7	5	4	7	11	0.389	5	4	6	3	11	7	0.611	18	18	0.500	1	0	22.0	36	0.611										
E 45 Jessup, Pete	0	4	0	4	0	8	0.000	3	3	0	4	3	7	0.300	3	15	0.167	0	0	2.0	18	0.111										
E 46 Reigher, Marty	3	3	2	5	5	8	0.385	1	3	1	5	2	8	0.200	7	16	0.304	1	0	2.0	23	0.087										
E 47 Crespo, Steve	1	3	1	6	2	9	0.182	1	6	3	2	4	8	0.333	6	17	0.261	0	0	3.0	23	0.130										
E5/ Hump Day!	29	31	34	26	63	57	0.525	16	14	21	9	37	23	0.617	137	103	0.571	6	0	104.0	240	0.433										
E 50 Ruten, Pete	5	6	2	4	7	10	0.412	3	5	7	2	10	7	0.588	17	17	0.500	1	0	12.5	34	0.368										
E 51 Deemer, Randy	9	1	7	3	16	4	0.800	6	4	7	2	13	6	0.684	29	10	0.744	1	0	30.0	39	0.769										
E 52 Baldwin, Randy	6	4	7	3	13	7	0.650	5	5	8	1	13	6	0.684	26	13	0.667	1	0	24.0	39	0.615										
E 53 Todd, Patrick	0	5	2	8	2	13	0.133	4	5	6	4	10	9	0.526	12	22	0.353	1	0	11.0	34	0.324										
E 54 Bush, Jim	1	2	0	1	1	3	0.250	1	0	2	0	3	0	1.000	4	3	0.571	0	0	1.0	7	0.143										
E 55 Warshawsky, Larry	5	5	6	4	11	9	0.550	5	4	6	3	11	7	0.611	22	16	0.579	1	0	12.0	38	0.316										
E 56 Garzon, Marc	0	0	0	0	0	0	---	0	0	0	0	0	0	---	0	0	---	0	0	0.0	0	---										
E 57 Ferguson, Travis	1	3	3	1	4	4	0.500	3	2	3	1	6	3	0.667	10	7	0.588	0	0	6.0	17	0.353										
E 58 Moore, Mark	2	5	7	2	9	7	0.563	5	3	3	5	8	8	0.500	17	15	0.531	1	0	7.5	32	0.234										
E6/ Red-eye Rangers	28	32	33	27	61	59	0.508	18	12	19	11	37	23	0.617	135	105	0.563	0	0	96.0	240	0.400										
E 60 Kunesh, Joe	2	5	4	4	6	9	0.400	7	2	2	3	9	5	0.643	15	14	0.517	0	0	12.0	29	0.414										
E 61 Rouse, Chuck	1	5	1	4	2	9	0.182	0	5	4	5	4	10	0.286	6	19	0.240	0	0	2.0	25	0.080										
E 62 Wilkinson, Charlie	3	7	0	2	3	9	0.250	0	1	7	2	7	3	0.700	10	12	0.455	0	0	2.5	22	0.114										
E 63 Mitchell, Bill	1	1	2	5	3	6	0.333	3	4	1	2	4	6	0.400	7	12	0.368	0	0	4.5	19	0.237										
E 64 Kirkpatrick, Scott	5	2	7	3	12	5	0.706	7	3	4	5	11	8	0.579	23	13	0.639	0	0	15.5	36	0.431										
E 65 Raper, Jeromie	5	4	6	3	11	7	0.611	7	2	6	2	13	4	0.765	24	11	0.686	0	0	10.5	35	0.300										
E 66 Hall, Steve	3	3	3	3	6	6	0.500	2	4	4	1	6	5	0.545	12	11	0.522	0	0	12.0	23	0.522										
E 67 Millican, Craig	2	2	2	2	4	4	0.500	3	1	3	1	6	2	0.750	10	6	0.625	0	0	9.5	16	0.594										
E 68 Jones, Grey	6	3	8	1	14	4	0.778	7	2	7	1	14	3	0.824	28	7	0.800	0	0	27.5	35	0.78										

	Singles 301	Singles Cricket	Singles Record	Singles Win %-age	Doubles Cricket	Doubles 501	Doubles Record	Doubles Win %-age	Snrgls + Dbls Record	Snrgls + Dbls Win %-age	Tiebreaker Ws	Tiebreaker Ls	All-Star Points	Games Played	All-Star Point Average	Matches Played
F1/ Death Throw	30 30	37 23	67 53	0.558	16 14	19 11	35 25	0.583	137 103	0.571	0 0	0 0	70.5	240	0.294	
F 10 Willis, Tolson	6 3	5 4	11 7	0.611	4 5	5 4	9 9	0.500	20 16	0.556	0 0	0 0	10.5	36	0.292	9
F 11 Hogan, Neal	4 5	7 2	11 7	0.611	5 4	6 3	11 7	0.611	22 14	0.611	0 0	0 0	11.0	36	0.306	9
F 12 Zimmerman, Mike	3 5	0 0	3 5	0.375	0 0	4 3	4 3	0.571	7 8	0.467	0 0	0 0	1.0	15	0.067	8
F 13 Bosier, Sean	4 6	10 0	14 6	0.700	5 5	7 3	12 8	0.600	26 14	0.650	0 0	0 0	13.5	40	0.338	10
F 14 Thompson, Ben	2 0	4 2	6 2	0.750	3 3	0 1	3 4	0.429	9 6	0.600	0 0	0 0	5.5	15	0.367	6
F 15 Mathews, Alex	6 4	4 6	10 10	0.500	4 4	5 4	9 8	0.529	19 18	0.514	0 0	0 0	12.5	37	0.338	10
F 16 Mathews, Dave	1 3	1 6	2 9	0.182	4 4	2 4	6 8	0.429	8 17	0.320	0 0	0 0	7.0	25	0.280	9
F 17 Willis, Zack	4 4	6 3	10 7	0.588	7 3	9 0	16 3	0.842	26 10	0.722	0 0	0 0	9.5	36	0.264	10
F2/ Coral Reefers	31 29	28 32	59 61	0.492	15 15	18 12	33 27	0.550	125 115	0.521	0 0	0 0	94.5	240	0.394	
F 20 Jarvah, Sean	5 3	5 3	10 6	0.625	2 5	3 4	5 9	0.357	15 15	0.500	0 0	0 0	9.5	30	0.317	9
F 21 Roseman, Sean	6 2	4 3	10 5	0.667	3 5	4 3	7 8	0.467	17 13	0.567	0 0	0 0	20.5	30	0.683	8
F 22 Colton, Mitch	2 4	2 1	4 5	0.444	3 4	2 2	5 6	0.455	9 11	0.450	0 0	0 0	5.0	20	0.250	7
F 23 Patskoski, Jason	2 3	5 1	7 4	0.636	3 2	5 2	8 4	0.667	15 8	0.652	0 0	0 0	9.0	23	0.391	8
F 24 Gardner, Kyle	6 3	1 7	7 10	0.412	4 4	6 2	10 6	0.625	17 16	0.515	0 0	0 0	6.5	33	0.197	10
F 25 Smith, Van	5 3	6 3	11 6	0.647	5 1	6 2	11 3	0.786	22 9	0.710	0 0	0 0	19.0	31	0.613	9
F 26 Cullen, Pat	0 2	0 1	0 3	0.000	0 1	0 1	0 2	0.000	0 5	0.000	0 0	0 0	0.0	5	0.000	2
F 27 Britt, Jake	0 4	2 6	2 10	0.167	5 2	6 3	11 5	0.688	13 15	0.464	0 0	0 0	12.0	28	0.429	9
F 28 Sedgwick, Jim	0 1	0 1	0 2	0.000	0 2	1 2	1 4	0.200	1 6	0.143	0 0	0 0	1.0	7	0.143	3
F 29 Carroll, Josh	5 4	3 6	8 10	0.444	5 4	3 3	8 7	0.533	16 17	0.485	0 0	0 0	12.0	33	0.364	9
F3/ All Flights Matter	29 31	36 24	65 55	0.542	20 10	18 12	38 22	0.633	141 99	0.588	9 0	0 0	110.5	240	0.460	
F 30 Limerick, Jeremy	3 2	7 1	10 3	0.769	6 3	5 3	11 6	0.647	21 9	0.700	1 0	0 0	24.5	30	0.817	9
F 31 Wilkie, Felipe	1 4	4 6	5 10	0.333	6 2	3 3	9 5	0.643	14 15	0.483	1 0	0 0	12.0	29	0.414	10
F 32 Mullen, Jeff	2 6	0 3	2 9	0.182	1 0	0 1	1 1	0.500	3 10	0.231	1 0	0 0	0.0	13	0.000	9
F 33 Gardner, Kenn	3 1	3 6	6 7	0.462	7 1	7 3	14 4	0.778	20 11	0.645	1 0	0 0	15.0	31	0.484	9
F 34 Robertson, Chris	4 3	4 1	8 4	0.667	2 4	4 1	6 5	0.545	14 9	0.609	1 0	0 0	11.0	23	0.478	7
F 35 Surber, Dave	5 4	9 1	14 5	0.737	9 1	7 3	16 4	0.800	30 9	0.769	1 0	0 0	31.0	39	0.795	10
F 36 Balint, Joey	3 4	3 1	6 5	0.545	4 2	3 2	7 4	0.636	13 9	0.591	1 0	0 0	6.5	22	0.295	8
F 37 Cosentino, Phil	4 4	4 3	8 7	0.533	4 2	3 4	7 6	0.538	15 13	0.536	1 0	0 0	3.5	28	0.125	9
F 38 Cefola, Anthony	4 3	2 2	6 5	0.545	1 5	4 4	5 9	0.357	11 14	0.440	1 0	0 0	7.0	25	0.280	8
F4/ Chatham Street Elite	36 24	28 32	64 56	0.533	15 15	13 17	28 32	0.467	120 120	0.500	0 6	0 6	86.0	240	0.358	
F 40 Ryan, Sean	6 4	5 4	11 8	0.579	6 4	4 6	10 10	0.500	21 18	0.538	0 1	0 1	17.5	39	0.449	10
F 41 Ives, Danny	6 3	7 2	13 5	0.722	5 4	3 6	8 10	0.444	21 15	0.583	0 1	0 1	15.5	36	0.431	9
F 42 Church, Art	3 3	0 6	3 9	0.250	2 4	1 6	3 10	0.231	6 19	0.240	0 1	0 1	10.5	25	0.420	6
F 43 Lefebvre, C.J.	6 4	6 4	12 8	0.600	6 4	3 7	9 11	0.450	21 19	0.525	0 1	0 1	14.5	40	0.363	10
F 44 Elekonich, Amy	5 6	1 11	6 17	0.261	3 9	5 5	8 14	0.364	14 31	0.311	0 0	0 0	8.0	45	0.178	10
F 45 Daniels, Chris	4 3	2 5	6 8	0.429	4 2	4 3	8 5	0.615	14 13	0.519	0 1	0 1	6.5	27	0.241	6
F 46 Dehnel, Sebastian	6 1	7 0	13 1	0.929	4 3	6 1	10 4	0.714	23 5	0.821	0 1	0 1	13.5	28	0.482	7
F5/ Dart Buddies	20 40	21 39	41 79	0.342	11 19	11 19	22 38	0.367	85 155	0.354	0 0	0 0	74.5	240	0.310	
F 50 Watson, Jeff, Sr.	3 7	7 3	10 10	0.500	3 5	0 3	3 8	0.273	13 18	0.419	0 0	0 0	15.0	31	0.484	10
F 51 Watson, Ruth	1 9	0 2	1 11	0.083	3 7	4 6	7 13	0.350	8 24	0.250	0 0	0 0	4.0	32	0.125	10
F 52 Watson, Emily	1 7	0 8	1 15	0.063	0 2	4 4	4 6	0.400	5 21	0.192	0 0	0 0	2.5	26	0.096	8
F 53 Massengill, Devin	6 4	4 6	10 10	0.500	4 4	3 2	7 6	0.538	17 16	0.515	0 0	0 0	9.0	33	0.273	10
F 54 Andersen, Nancy	3 2	0 8	3 10	0.231	2 6	3 7	5 13	0.278	8 23	0.258	0 0	0 0	7.0	31	0.226	10
F 55 Andersen, Dave	4 6	1 5	5 11	0.313	2 4	1 6	3 10	0.231	8 21	0.276	0 0	0 0	7.5	29	0.259	10
F 56 Blake, Terry	2 0	6 4	8 4	0.667	3 7	4 6	7 13	0.350	15 17	0.469	0 0	0 0	12.5	32	0.391	10
F 57 Graves, Julie	0 5	3 3	3 8	0.273	5 3	3 4	8 7	0.533	11 15	0.423	0 0	0 0	17.0	26	0.654	8
F6/ Ducks of War	32 34	36 30	68 64	0.515	14 19	14 19	28 38	0.424	124 140	0.470	0 0	0 0	66.0	264	0.250	
F 60 Carawon, Bob	0 0	0 0	0 0	---	0 0	0 0	0 0	---	0 0	---	0 0	0 0	0.0	0	---	0
F 61 Converse, Stan	6 3	10 1	16 4	0.800	6 5	4 7	10 12	0.455	26 16	0.619	0 0	0 0	19.5	42	0.464	11
F 62 Peers, Martin	4 4	0 2	4 6	0.400	0 2	3 5	3 7	0.300	7 13	0.350	0 0	0 0	2.0	20	0.100	8
F 63 Ellis, Tim	7 2	8 2	15 4	0.789	6 4	4 5	10 9	0.526	25 13	0.658	0 0	0 0	11.0	38	0.289	10
F 64 Perkins, Chris	1 9	1 7	2 16	0.111	2 8	1 7	3 15	0.167	5 31	0.139	0 0	0 0	4.0	36	0.111	11
F 65 Schoch, Adam	4 6	8 3	12 9	0.571	5 6	7 4	12 10	0.545	24 19	0.558	0 0	0 0	6.5	43	0.151	11
F 66 Carawon, Harris	3 4	2 6	5 10	0.333	3 4	3 2	6 6	0.500	11 16	0.407	0 0	0 0	6.0	27	0.222	8
F 67 Converse, Laurence	4 2	2 7	6 9	0.400	2 6	3 4	5 10	0.333	11 19	0.367	0 0	0 0	9.5	30	0.317	9
F 68 Lalino, Steve	3 4	5 2	8 6	0.571	4 3	3 4	7 7	0.500	15 13	0.536	0 0	0 0	7.5	28	0.268	7
F 69 Schoch, Dennis	0 0	0 0	0 0	---	0 0	0 0	0 0	---	0 0	---	0 0	0 0	0.0	0	---	0
F7/ Don't Hit The Scorekeeper	38 28	30 36	68 64	0.515	17 16	15 18	32 34	0.485	132 131	0.502	0 0	0 0	108.5	264	0.411	
F 70 Knight, Romuald	3 3	3 6	6 9	0.400	2 6	4 3	6 9	0.400	12 18	0.400	0 0	0 0	11.5	30	0.383	10
F 71 Bohn, Andy	6 4	4 6	10 10	0.500	2 6	3 4	5 10	0.333	15 20	0.429	0 0	0 0	7.0	35	0.200	10
F 72 Johnson, Sean	0 0	0 0	0 0	---	0 0	1 1	1 1	0.500	1 1	0.500	0 0	0 0	0.0	2	0.000	2
F 73 Smith, "Captain" Ron	6 4	3 7	9 11	0.450	3 4	4 6	7 10	0.412	16 21	0.432	0 0	0 0	10.0	37	0.270	10
F 74 Vick, Justin	7 4	6 5	13 9	0.591	9 2	5 6	14 8	0.636	27 17	0.614	0 0	0 0	27.5	44	0.625	11
F 75 Shearin, Phillip	4 4	5 5	9 9	0.500	6 6	4 7	10 13	0.435	19 22	0.463	0 0	0 0	15.5	41	0.378	11
F 76 Nettesheim, Doug	5 4	2 3	7 7	0.500	6 3	4 3	10 6	0.625	17 13	0.567	0 0	0 0	16.0	30	0.533	9
F 77 Seltzer, Josh	7 5	7 4	14 9	0.609	6 5	5 5	11 10	0.524	25 19	0.568	0 0	0 0	21.0	44	0.477	11

	Singles 301	Singles Cricket	Singles Record	Singles Win %-age	Doubles Cricket	Doubles 501	Doubles Record	Doubles Win %-age	Sngls + Dbles Record	Sngls + Dbles Win %-age	Tiebreaker Ws	Tiebreaker Ls	All-Star Points	Games Played	All-Star Point Average	Matches Played
G1/ Wayne Gretzky	28 26	27 27	55 53	0.509	16 11	21 6	37 17	0.685	129 87	0.597	7 0	84.0	216	0.389		
G 10 Wilson, Misty	3 6	0 3	3 9	0.250	0 2	5 3	5 5	0.500	8 14	0.364	1 0	0.0	22	0.000	9	
G 11 Wilson, Jonathan	2 1	4 4	6 5	0.545	7 2	9 0	16 2	0.889	22 7	0.759	1 0	8.5	29	0.293	9	
G 12 Gaines, Lauren	3 7	2 7	5 14	0.263	3 6	6 3	9 9	0.500	14 23	0.378	1 0	12.0	37	0.324	9	
G 13 Gaines, Bryan	3 4	4 5	7 9	0.438	6 3	6 3	12 6	0.667	19 15	0.559	1 0	5.5	34	0.162	9	
G 14 Rigert, Joe, Sr.	6 3	7 2	13 5	0.722	7 2	9 0	16 2	0.889	29 7	0.806	1 0	26.0	36	0.722	9	
G 15 Rigert, Joe, Jr.	5 3	6 2	11 5	0.688	5 3	3 1	8 4	0.667	19 9	0.679	1 0	17.5	28	0.625	8	
G 16 Therrien, Dan	6 2	4 4	10 6	0.625	4 4	4 2	8 6	0.571	18 12	0.600	1 0	14.5	30	0.483	8	
G2/ All About That Bull	15 39	16 38	31 77	0.287	4 23	11 16	15 39	0.278	61 155	0.282	0 0	62.5	216	0.289		
G 20 Voorhees, Cindy	4 5	3 6	7 11	0.389	2 7	2 5	4 12	0.250	11 23	0.324	0 0	12.5	34	0.368	9	
G 21 Smith, Scott	2 4	4 2	6 6	0.500	1 6	4 3	5 9	0.357	11 15	0.423	0 0	7.0	26	0.269	6	
G 22 Day, Dillon	1 8	1 6	2 14	0.125	2 6	5 4	7 10	0.412	9 24	0.273	0 0	8.5	33	0.258	8	
G 23 Tingler, Todd	4 6	4 5	8 11	0.421	1 8	4 6	5 14	0.263	13 25	0.342	0 0	8.0	38	0.211	9	
G 24 Miller, Lloyd	2 7	3 7	5 14	0.263	0 8	3 6	3 14	0.176	8 28	0.222	0 0	7.0	36	0.194	9	
G 25 Peterson, Eric	2 7	1 9	3 16	0.158	2 8	3 6	5 14	0.263	8 30	0.211	0 0	16.0	38	0.421	9	
G 26 Tyler, Robert	0 2	0 3	0 5	0.000	0 3	1 2	1 5	0.167	1 10	0.091	0 0	3.5	11	0.318	3	
G3/ Walking the Wire	36 24	32 28	68 52	0.567	16 14	11 19	27 33	0.450	122 118	0.508	0 7	81.0	240	0.338		
G 30 Bowen, Andy	6 1	7 1	13 2	0.867	7 0	4 4	11 4	0.733	24 6	0.800	0 1	24.5	30	0.817	8	
G 31 Prosser, Brad	8 3	3 6	11 9	0.550	4 4	5 6	9 10	0.474	20 19	0.513	0 1	10.5	39	0.269	10	
G 32 White, John	6 4	9 1	15 5	0.750	7 3	4 6	11 9	0.550	26 14	0.650	0 1	17.0	40	0.425	10	
G 33 Stark, Parker	4 3	4 2	8 5	0.615	3 4	1 3	4 7	0.364	12 12	0.500	0 0	12.0	24	0.500	7	
G 34 Miller, Wright	1 3	0 2	1 5	0.167	2 1	0 3	2 4	0.333	3 9	0.250	0 1	3.0	12	0.250	4	
G 35 Williams, Kelsey	3 3	1 5	4 8	0.333	3 5	2 5	5 10	0.333	9 18	0.333	0 1	0.0	27	0.000	9	
G 36 Rollins, Calvin	0 1	1 0	1 1	0.500	0 1	1 0	1 1	0.500	2 2	0.500	0 0	1.5	4	0.375	1	
G 37 Dubose, Chris	3 3	2 5	5 8	0.385	2 5	2 5	4 10	0.286	9 18	0.333	0 1	2.5	27	0.093	7	
G 38 Bohanan, Heather	0 2	0 5	0 7	0.000	1 2	1 2	2 4	0.333	2 11	0.154	0 0	3.0	13	0.231	5	
G 39 Gillett, Galen	5 1	5 1	10 2	0.833	3 3	2 4	5 7	0.417	15 9	0.625	0 1	7.0	24	0.292	6	
G4/ Is It In?	24 30	32 22	56 52	0.519	8 19	11 16	19 35	0.352	94 122	0.435	7 0	62.0	216	0.287		
G 40 Cornell, Blaine	1 1	4 2	5 3	0.625	1 6	1 6	2 12	0.143	7 15	0.318	1 0	3.5	22	0.159	9	
G 41 Murphy, Tom	3 5	5 2	8 7	0.533	2 6	1 4	3 10	0.231	11 17	0.393	1 0	11.0	28	0.393	8	
G 42 Barbour, Bryan	1 3	2 3	3 6	0.333	1 5	4 3	5 8	0.385	8 14	0.364	1 0	3.0	22	0.136	8	
G 43 Metivier, Sam	3 3	2 3	5 6	0.455	2 0	2 3	4 3	0.571	9 9	0.500	0 0	2.0	18	0.111	9	
G 44 Millius, Mike	3 5	5 3	8 8	0.500	4 5	4 5	8 10	0.444	16 18	0.471	1 0	16.5	34	0.485	9	
G 45 Johnson, Steve	2 4	2 2	4 6	0.400	1 3	1 2	2 5	0.286	6 11	0.353	1 0	2.5	17	0.147	7	
G 46 Barlow, Brian	4 4	4 3	8 7	0.533	4 4	4 4	8 8	0.500	16 15	0.516	1 0	8.0	31	0.258	8	
G 47 Smith, Jon	4 3	5 3	9 6	0.600	0 7	4 3	4 10	0.286	13 16	0.448	1 0	10.5	29	0.362	8	
G 48 Musil, Dylan	3 2	3 1	6 3	0.667	1 2	1 2	2 4	0.333	8 7	0.533	0 0	5.0	15	0.333	5	
G5/ Train Station Shooters	3 9	2 10	5 19	0.208	2 4	2 4	4 8	0.333	13 35	0.271	0 0	11.5	48	0.240		
G 50 Speight, Brett	1 1	0 2	1 3	0.250	1 1	0 3	1 4	0.200	2 7	0.222	0 0	2.0	9	0.222	2	
G 51 Speight, Patrick	0 2	0 3	0 5	0.000	0 2	1 1	1 3	0.250	1 8	0.111	0 0	0.0	9	0.000	2	
G 52 Patel, Sheilish	0 0	0 0	0 0	---	0 0	0 0	0 0	---	0 0	---	0 0	0.0	0	---	0	
G 53 Summers, Claude	1 1	0 2	1 3	0.250	0 2	0 2	0 4	0.000	1 7	0.125	0 0	3.5	8	0.438	2	
G 54 Oakley, Richard	0 3	1 1	1 4	0.200	1 1	2 0	3 1	0.750	4 5	0.444	0 0	5.0	9	0.556	2	
G 55 Bennit, Tom	0 2	1 1	1 3	0.250	1 2	1 1	2 3	0.400	3 6	0.333	0 0	1.0	9	0.111	2	
G 56 Sibincic, Rich	1 0	0 1	1 1	0.500	1 0	0 1	1 1	0.500	2 2	0.500	0 0	0.0	4	0.000	1	
G6/ Bull Hunters	29 25	30 24	59 49	0.546	20 7	15 12	35 19	0.648	129 87	0.597	0 14	103.0	216	0.477		
G 60 Bumpass, Mike	7 2	6 3	13 5	0.722	6 3	2 6	8 9	0.471	21 14	0.600	0 2	18.5	35	0.529	9	
G 61 Jefferys, Lee	6 3	6 3	12 6	0.667	6 3	5 4	11 7	0.611	23 13	0.639	0 2	28.0	36	0.778	9	
G 62 Havens, Lincoln	0 3	0 8	0 11	0.000	0 1	1 3	1 4	0.200	1 15	0.063	0 2	3.5	16	0.219	9	
G 63 Cannizzaro, Anthony	1 5	6 2	7 7	0.500	6 2	5 2	11 4	0.733	18 11	0.621	0 2	11.5	29	0.397	9	
G 64 Sosebee, Keith	0 5	2 3	2 8	0.200	7 1	4 1	11 2	0.846	13 10	0.565	0 2	5.0	23	0.217	9	
G 65 Blanchard, Jeff	2 3	0 2	2 5	0.286	2 1	5 1	7 2	0.778	9 7	0.563	0 1	2.0	16	0.125	7	
G 66 Leonard, Bill	6 2	1 2	7 4	0.636	5 2	5 3	10 5	0.667	17 9	0.654	0 1	4.0	26	0.154	8	
G 67 Jefferys, Jacob	0 0	0 1	0 1	0.000	0 0	0 0	0 0	---	0 1	0.000	0 0	1.5	1	1.500	1	
G 68 White, Vic	7 2	9 0	16 2	0.889	8 1	3 4	11 5	0.688	27 7	0.794	0 2	29.0	34	0.853	9	
G 69 Groves, Tyler	0 0	0 0	0 0	---	0 0	0 0	0 0	---	0 0	---	0 0	0.0	0	---	0	
G7/ Show Me Your Tips	37 23	38 22	75 45	0.625	20 10	18 12	38 22	0.633	151 89	0.629	6 0	105.5	240	0.440		
G 70 Powell, Lee	6 4	5 4	11 8	0.579	6 1	7 3	13 4	0.765	24 12	0.667	1 0	15.0	36	0.417	10	
G 71 Bushman, Brad	8 1	7 2	15 3	0.833	7 2	7 2	14 4	0.778	29 7	0.806	1 0	32.5	36	0.903	9	
G 72 Cantwell, Daniel	1 3	5 3	6 6	0.500	6 3	4 4	10 7	0.588	16 13	0.552	1 0	8.0	29	0.276	9	
G 73 Harris, Layne	1 5	0 2	1 7	0.125	1 0	1 2	2 2	0.500	3 9	0.250	0 0	0.0	12	0.000	6	
G 74 Lane, Bob	7 2	7 2	14 4	0.778	7 2	4 4	11 6	0.647	25 10	0.714	1 0	18.5	35	0.529	9	
G 75 Freimark, Thomas	6 4	7 1	13 5	0.722	5 3	6 4	11 7	0.611	24 12	0.667	0 0	14.5	36	0.403	9	
G 76 Bialaszewski, Rich	7 3	6 3	13 6	0.684	6 4	6 4	12 8	0.600	25 14	0.641	1 0	16.0	39	0.410	10	
G 77 Goode, Mike	0 1	1 3	1 4	0.200	0 3	1 1	1 4	0.200	2 8	0.200	1 0	0.0	10	0.000	5	
G 78 Hall, Mike	1 0	0 2	1 2	0.333	2 2	0 0	2 2	0.500	3 4	0.429	0 0	1.0	7	0.143	4	

		Singles 301		Singles Cricket		Singles Record		Singles Win %-age		Doubles Cricket		Doubles 501		Doubles Record		Doubles Win %-age		Sngls + Dbls Record		Sngls + Dbls Win %-age		Tiebreaker Ws		Tiebreaker Ls		All-Star Points		Games Played		All-Star Point Average		Matches Played	
H1/ Chalker's Nightmare		36	36	39	33	75	69	0.521	19	17	16	20	35	37	0.486	145	143	0.503	0	0	78.0	288	0.271										
H 10	Kincaid, Lisa	4	6	7	3	11	9	0.550	4	6	4	6	8	12	0.400	19	21	0.475	0	0	13.0	40	0.325	10									
H 11	Brownd, Anthony	9	3	11	1	20	4	0.833	9	3	5	7	14	10	0.583	34	14	0.708	0	0	23.5	48	0.490	12									
H 12	Berman, Brian	5	6	3	8	8	14	0.364	6	5	4	6	10	11	0.476	18	25	0.419	0	0	5.5	43	0.128	11									
H 13	Ball, Pat	8	2	7	4	15	6	0.714	5	6	7	4	12	10	0.545	27	16	0.628	0	0	14.0	43	0.326	11									
H 14	Boutieller, Tina	3	6	5	4	8	10	0.444	4	4	5	4	9	8	0.529	17	18	0.486	0	0	8.0	35	0.229	9									
H 15	Harper, C.E.	0	0	0	0	0	0	---	0	0	0	0	0	0	---	0	0	---	0	0	0.0	0	---	0									
H 16	Moulden, Jeremy	5	6	3	8	8	14	0.364	5	6	4	7	9	13	0.409	17	27	0.386	0	0	11.0	44	0.250	11									
H 17	Berman, Mark	2	7	3	5	5	12	0.294	5	4	3	6	8	10	0.444	13	22	0.371	0	0	3.0	35	0.086	9									
H2/ Irish Ton		44	28	38	34	82	62	0.569	20	16	20	16	40	32	0.556	162	126	0.563	0	13	100.5	288	0.349										
H 20	Cominole, Jeremy	8	4	8	5	16	9	0.640	9	3	5	6	14	9	0.609	30	18	0.625	0	2	24.0	48	0.500	12									
H 21	Bowser, Brian	6	3	6	3	12	6	0.667	7	3	8	2	15	5	0.750	27	11	0.711	0	2	14.0	38	0.368	9									
H 22	Fox, Chris	10	3	9	3	19	6	0.760	9	3	5	7	14	10	0.583	33	16	0.673	0	2	15.0	49	0.306	12									
H 23	Logan, Pete	2	2	1	3	3	5	0.375	2	1	2	1	4	2	0.667	7	7	0.500	0	1	4.0	14	0.286	4									
H 24	Hiltbrunner, Sherry	6	5	1	7	7	12	0.368	3	6	5	5	8	11	0.421	15	23	0.395	0	2	8.5	38	0.224	11									
H 25	Yarsawich, Brian	2	3	2	3	4	6	0.400	1	5	3	1	4	6	0.400	8	12	0.400	0	0	4.0	20	0.200	6									
H 26	Rossbach, Mark	7	5	9	4	16	9	0.640	6	7	8	6	14	13	0.519	30	22	0.577	0	2	23.5	52	0.452	12									
H 27	Perkins, Heath	3	3	2	6	5	9	0.357	3	4	4	4	7	8	0.467	12	17	0.414	0	2	7.5	29	0.259	7									
H3/ Ballistic Behavior		37	35	33	39	70	74	0.486	21	15	24	12	45	27	0.625	160	128	0.556	13	0	76.0	288	0.264										
H 30	Phillips, Britt	3	9	0	5	3	14	0.176	3	2	4	2	7	4	0.636	10	18	0.357	2	0	5.5	28	0.196	12									
H 31	Phillips, Josh	8	4	9	3	17	7	0.708	7	5	8	4	15	9	0.625	32	16	0.667	2	0	20.0	48	0.417	12									
H 32	Hayward, Simon	7	4	5	6	12	10	0.545	6	5	7	3	13	8	0.619	25	18	0.581	2	0	7.5	43	0.174	11									
H 33	Hayward, Georgia	8	2	7	3	15	5	0.750	6	4	8	2	14	6	0.700	29	11	0.725	1	0	9.0	40	0.225	10									
H 34	Shirey, Anthony	7	2	5	6	12	8	0.600	6	4	7	4	13	8	0.619	25	16	0.610	2	0	17.0	41	0.415	11									
H 35	Litsch, Dempsey	1	5	2	9	3	14	0.176	6	5	6	4	12	9	0.571	15	23	0.395	2	0	8.0	38	0.211	12									
H 36	Howell, John	3	9	5	7	8	16	0.333	8	5	8	5	16	10	0.615	24	26	0.480	2	0	9.0	50	0.180	12									
H4/ Chalk it Up		41	31	36	36	77	67	0.535	19	17	16	20	35	37	0.486	147	141	0.510	13	0	84.0	288	0.292										
H 40	McNamara, Ken	3	4	6	5	9	9	0.500	5	7	7	4	12	11	0.522	21	20	0.512	2	0	17.5	41	0.427	12									
H 41	Lawrence, Jonathan	7	2	8	2	15	4	0.789	7	3	5	4	12	7	0.632	27	11	0.711	1	0	20.5	38	0.539	10									
H 42	Coggins, Leigh	4	4	0	3	4	7	0.364	1	2	4	3	5	5	0.500	9	12	0.429	0	0	2.0	21	0.095	9									
H 43	Pfeiffer, Anna	3	6	4	6	7	12	0.368	8	4	6	6	14	10	0.583	21	22	0.488	2	0	8.5	43	0.198	12									
H 44	Morlando, Jim	4	3	2	7	6	10	0.375	5	2	0	7	5	9	0.357	11	19	0.367	2	0	4.5	30	0.150	9									
H 45	Crawford, Neal	3	1	3	3	6	4	0.600	1	5	2	1	3	6	0.333	9	10	0.474	0	0	6.0	19	0.316	6									
H 46	Rosen, Stacy	4	6	1	6	5	12	0.294	2	4	1	7	3	11	0.214	8	23	0.258	2	0	5.0	31	0.161	11									
H 47	Coggins, B.J.	4	0	0	1	4	1	0.800	0	1	1	1	1	2	0.333	5	3	0.625	0	0	0.0	8	0.000	4									
H 48	Owen, Hal	5	3	6	2	11	5	0.688	4	4	4	3	8	7	0.533	19	12	0.613	2	0	7.0	31	0.226	9									
H 49	Johnson, Michael	4	2	6	1	10	3	0.769	5	2	2	4	7	6	0.538	17	9	0.654	2	0	13.0	26	0.500	7									
H5/ Brown's Bombers		34	38	32	40	66	78	0.458	16	20	17	18	33	38	0.465	132	154	0.462	0	0	64.5	286	0.226										
H 50	Jones, Jessica	0	7	0	8	0	15	0.000	2	6	3	7	5	13	0.278	5	28	0.152	0	0	2.0	33	0.061	12									
H 51	Huffman, Inky	3	4	0	3	3	7	0.300	0	4	2	1	2	5	0.286	5	12	0.294	0	0	1.0	17	0.059	9									
H 52	Davis, Luke	9	2	9	2	18	4	0.818	5	6	5	4	10	10	0.500	28	14	0.667	0	0	13.5	42	0.321	11									
H 53	Casey, Kevin	11	1	7	5	18	6	0.750	6	6	5	7	11	13	0.458	29	19	0.604	0	0	10.0	48	0.208	12									
H 54	Suan, John	5	7	6	6	11	13	0.458	7	5	5	6	12	11	0.522	23	24	0.489	0	0	17.0	47	0.362	12									
H 55	Murphy, James	5	4	7	2	12	6	0.667	6	3	3	4	9	7	0.563	21	13	0.618	0	0	13.0	34	0.382	9									
H 56	Garner, Annette	1	6	1	6	2	12	0.143	4	3	5	4	9	7	0.563	11	19	0.367	0	0	1.0	30	0.033	12									
H 57	Lawrence, Kevin	0	3	1	5	1	8	0.111	0	3	4	2	4	5	0.444	5	13	0.278	0	0	3.5	18	0.194	9									
H 58	Okrepky, Peter	0	4	1	3	1	7	0.125	2	4	2	1	4	5	0.444	5	12	0.294	0	0	3.5	17	0.206	7									
H6/ Tips & Shafts		36	36	42	30	78	66	0.542	13	23	17	18	30	41	0.423	138	148	0.483	13	12	81.0	286	0.283										
H 60	Borgna, Denise	2	5	4	5	6	10	0.375	3	7	4	2	7	9	0.438	13	19	0.406	2	1	6.5	32	0.203	10									
H 61	Borgna, Andrew	8	4	8	4	16	8	0.667	4	8	6	4	10	12	0.455	26	20	0.565	2	2	19.5	46	0.424	12									
H 62	Spencer, Kenny	5	7	10	2	15	9	0.625	4	8	3	9	7	17	0.292	22	26	0.458	2	2	13.5	48	0.281	12									
H 63	Prusisz, Mike	0	0	0	0	0	0	---	0	0	0	0	0	0	---	0	0	---	0	0	0.0	0	---	0									
H 64	Thaxter, Norm	5	5	6	7	11	12	0.478	3	8	5	7	8	15	0.348	19	27	0.413	2	2	8.5	46	0.185	12									
H 65	Lisk, Jon	9	4	10	2	19	6	0.760	6	6	7	5	13	11	0.542	32	17	0.653	2	2	18.0	49	0.367	12									
H 66	Riss, Melissa	4	7	1	6	5	13	0.278	4	5	6	5	10	10	0.500	15	23	0.395	2	2	5.5	38	0.145	11									
H 67	Close, Eddie	3	4	3	4	6	8	0.429	2	4	3	4	5	8	0.385	11	16	0.407	1	1	9.5	27	0.352	7									
H 68	White, Ed	0	0	0	0	0	0	---	0	0	0	0	0	0	---	0	0	---	0	0	0.0	0	---	0									
H7/ Just A Bit Outside		24	48	26	46	50	94	0.347	14	22	8	28	22	50	0.306	94	194	0.326	0	0	50.0	288	0.174										
H 70	Budd, Shawn	5	5	8	3	13	8	0.619	5	7	0	5	5	12	0.294	18	20	0.474	0	0	9.0	38	0.237	12									
H 71	Budd, Jen	1	6	1	1	2	7	0.222	3	5	1	4	4	9	0.308	6	16	0.273	0	0	0.0	22	0.000	9									
H 72	Ceven, Alex	2	5	1	5	3	10	0.231	3	7	4	5	7	12	0.368	10	22	0.313	0	0	4.0	32	0.125	10									
H 73	Pepin, Andrew	3	6	0	7	3	13	0.188	4	5	3	6	7	11	0.389	10	24	0.294	0	0	7.0	34	0.206	9									
H 74	Weinel, Kyle	3	6	4	4	7	10	0.412	3	3	2	5	5	8	0.385	12	18	0.400	0	0	3.5	30	0.117	10									
H 75	Coogan, Beth	0	6	2	8	2	14	0.125	2	5	1	6	3	11	0.214	5	25	0.167	0	0	8.5	30											