

# Tons of Newsletter

Home to the Spring Session of the Raleigh Dart League for week #14, Wednesday, April 26, 2017 Issue #JK686  
The "It's Just About Vacation Season... Because When You Have Kids, It Really Can Be A 'Season' " Edition

## THIS WEEK'S SCORESHEET RETURNS

PLEASE, PLEASE, PLEASE, mail me your scoresheet as quickly as possible this week. If you don't mail me your scoresheet on time, you could receive a scoresheet late mail-in penalty which may affect tournament seedings and would force me to make several phone calls in a huge hurry to re-locate teams in their tourney matches. That would not please me, and would not please the teams that are re-located. The easiest way to avoid this whole mess would be to scan or fax your scoresheet Thursday, or Friday morning at the latest. But you could also mail it Thursday and I would receive your scoresheet no later than Saturday and there would be no problem. Thanks.

### DIVISIONAL TOURNAMENT REMINDERS!!!!!!

- **Tournament matches start at 7:00 p.m.!!! Plan accordingly!**
- **In the tournament, failure to field at least 4 players by 7:15 p.m. will result in forfeit of the match. (Note: teams are not allowed until the 8:15 p.m. time used in the regular season.)**
- **NO MATCHES ARE ALLOWED TO CHANGE VENUE!!!!**  
**Relocated matches will be ruled double forfeits!!**
- All points are decided in a best-of-three format (except 1001).
- ADO rules on diddles = winner of the coin toss determines throwing order in the 1st game, loser of first game decides in 2nd game, loser of original coin toss decides in 3rd game.
- CALL IN THE WINNING SCORE TO THE VOICEMAIL!

### RDL TRIVIA

Last week's question(s): *Last ones on the singles champions train of thought for now... Of those 328 divisional singles champs, how many of them were female, and what is the highest division title ever claimed by a female? Who was it?*

The answer: In the past 42 seasons (the time that maybe soon we'll start calling "the modern era" of the RDL), we have indeed had 328 divisional singles champs. And of those 328, we have had 2 representing the ladies in the house. In the Fall of 1999, Ginger Rivenbark of Woody's Gang took the G division title with a stellar 21-1 record. But the real hero for the ladies here was Danica Kelso of Rocking "B" Jiggles (yes, that really was their team name), who took the C crown (yes, the team with "B" in their name played in C) with an 18-3 mark. Had lots of other ladies come close, but few as high as Kelso's C division run. [Note: yes, I too assumed that Deb Blackwelder and/or Kris Kilsdonk would've been on this list at least a couple times... feels like they've been knocking back wins for years and years. - JK]

This week's question: (the last of the season) **Has any team in the past 42 seasons finished 7-7 (or 6-6 in a 7-team division) and had both a win and a loss against every other team in the division (and who was it, and when)?**

### A MOST EXCELLENT EX-RDL-ER QUOTE

At dart tournaments with "Mixed" events, they will often allow male players to sign up without a female partner, then subsequently allow the first females whose pairs/trios are knocked from the event to re-sign up with the unpaired guys in the bracket (to increase the entry pool and make the event available to more players). At this weekend's Charlotte Open, my dear friend (and ex-teammate) Lisa Shpritz, who is a Senior Vice President and an *Environmental Operations Executive* at Bank of America, was a re-paired female, awesomely prompting this: "I got recycled. How Earth Day, right?"

### MINIMUM GAME REQUIREMENTS

Please do not forget that there are minimum numbers of games required in order to win awards for singles win percentage and all-star point average. These minimums are printed on page 4 of every issue of the Tons, so not being aware of them is your own fault. Make sure that any members of your team that are in the running for either of these awards play enough games if they are interested in trying to win either of those categories. [And please note that minimums for players on teams that received forfeit wins are lowered accordingly for both singles win percentages and all-star point averages. See page 4.]

### ALSO DON'T FORGET...

...that each team member must play in 4 matches during the season to participate in the tournament. That number is 4 matches for all teams in all divisions, regardless of forfeits, byes, dropped teams, or whatever. You simply must throw in 4 matches. Four. No more... just four.

### TOURNAMENT TONS NOTE

There will only be one Tournament Tons of Newsletter, so hang on to the one you get next week for all 3 matches!

**Don't forget! The Spring 2017 banquet will be held at The Upper Deck on Harrison Ave., Sat., May 20th!!!**  
The party starts at 11:30 a.m., and will progress through food, awards, our standard "top-bottom" blind draw, etc. Your dues paid for the party - you might as well show up and enjoy, right?

### RDL HEADLINES

"Leaguwide": down to only 2 winless and 2 undefeated teams  
"A" Division: Element and Appetite roll onward, Dead Beats lock up 3rd, Monkeys create chance to maybe sneak into 5th  
"B" Division: Methodical sweeps 501 to yank Rif Raf out of the top two; Handsome rolls, in position for possible climb to A  
"C" Division: Dysfunctional ends Dartistic's perfect run with 01 winners by Raymond, Clark, Smith, & Smith again in 1001!  
"D" Division: Brewers take out Bandits in 1001 to create crazy race for 2nd; A&H takes crushing loss from winless Dynamic  
"E" Division: Rangers dig out of 12-4(!) to take narrow E lead when the shorthanded Humps get dumped by the Sofa Kings  
"F" Division: All Flights roll Chatham, build point lead; Death Throw steals win with 501 sweep to keep title hopes alive  
"G" Division: Gretzky & Show Me roll, set up simple final week  
"H" Division: Bulls Up! pretty much locks up H season title; Nightmare takes out Chalk it Up in near-elimination match

Are you here looking for the lyrics quiz? Try page 6. The traditional week 14 giant-size lyrics quiz is there, along with some other important reminders and the RDL trivia item. There are also some columns on page 5, and a bunch of the usual stuff throughout the rest of the pages.

**DIVISIONAL TEAM STANDINGS AND MATCH RESULTS FROM WEEK 13 (4/19/17)**

(Home team listed second in each match.)

		<b>W</b>	<b>L</b>	<b>Pts.</b>	<b>Teams</b>	<b>Score</b>	<b>301</b>	<b>SCkt</b>	<b>DCkt</b>	<b>501</b>	<b>1001</b>	<b>ASP's</b>	<b>Short-handed?</b>	<b>Penalties</b>
<b>"A" Division</b>	🍷 This Is Element	13	0	245	Beer View	4	2	0	0	2	-	7.0	-	-
	🍷 Appetite for Destruction	12	1	228	Element	<b>20</b>	4	6	6	4	-	25.5	-	-
	3 Dead Beats	8	5	175	Appetite	<b>21</b>	5	4	6	6	-	21.0	-	-
	4 Lunatic Fringe	6	7	150	Nine Lives	2	1	1	0	0	-	14.0	Yes	-
	5 North Raleigh Alliance	6	7	130	Dead Beats	<b>15</b>	4	5	2	4	-	32.5	-	-
	6 Brass Monkeys	5	8	124	Fringe	9	2	1	4	2	-	16.5	-	-
	🍷 Beer View Mirrors	2	11	114	Alliance	10	1	1	2	6	-	24.5	-	-
	🍷 Nine Lives	0	13	62	Monkeys	<b>11</b>	4	4	3	0	-	21.0	Yes	-
<b>"B" Division</b>	🍷 Shaunt Be Shutout	🍷 13	0	207	Shaunt	<b>14</b>	4	4	4	2	-	27.5	-	-
	2 Them Handsome Devils	8	5	159	Menace	9	2	2	1	4	-	18.5	in first 3 sets	-
	3 Rif Raf	7	6	171	Rif Raf	11	4	3	4	0	-	14.0	Yes	-
	4 Methodical Madness	7	6	148	Methodical	<b>13</b>	2	3	2	6	-	13.0	-	-
	5 Kiss My WHAT?!	6	7	150	Cork	8	3	1	2	2	-	8.5	-	-
	6 Menace 2 Sobriety	5	8	148	Handsome	<b>16</b>	3	5	4	4	-	14.5	-	-
	7 Shooter McGavin	5	8	132	McGavin	5	1	0	0	4	-	9.0	-	-
	🍷 Who Gives A Cork?	1	12	113	Kiss My	<b>19</b>	5	6	6	2	-	17.5	-	-
<b>"C" Division</b>	🍷 Dartistic License	🍷 12	1	205	Dartistic	12	4	2	6	0	L	13.0	-	-
	🍷 The Bunkers	8	5	166	Dysfunctional	<b>12</b>	2	4	0	6	W	16.5	-	-
	3 Big Bulls	7	6	115	Bunkers	11	4	3	2	2	L	10.5	-	-
	4 Cheap Shots	6	7	154	Cheap Shots	<b>11</b>	2	3	3	3	W	7.5	Yes	-
	5 Fire For Effect	6	7	144	Big Bulls	<b>16</b>	4	4	4	4	-	9.0	-	-
	6 Dysfunctional Outlaws	5	8	141	Never Trust	6	1	2	1	2	-	4.0	2 short	-
	7 Mike's Garage	4	9	148	Garage	10	2	2	0	6	-	7.5	-	-
	8 Never Trust a Dart	4	9	105	Fire	<b>14</b>	4	4	6	0	-	19.0	-	-
<b>"D" Division</b>	🍷 We've Got Big Bulls	🍷 9	2	165	We've Got	<b>21</b>	4	5	6	6	-	12.5	-	-
	2 One Armed Bandits	7	5	149	Ted's	3	2	1	0	0	-	13.0	-	-
	3 Bullseye Brewers	6	4	132 *	Bandits	12	2	4	2	4	L	14.0	-	-
	4 Sharky's Machine	6	4	113 *	Brewers	<b>12</b>	4	2	4	2	W	15.0	-	-
	5 Armed and Hammered	6	5	138	Armed	11	3	2	4	2	-	14.0	-	-
	🍷 Ted's DeploraBull Emporium	3	8	102	Dynamic	<b>13</b>	3	4	2	4	-	6.0	-	-
	🍷 Dynamic Darts	1	10	95	Machine	-		(BYE)			-	-	-	-
	<b>"E" Division</b>	1 Red-eye Rangers	8	3	147	Hump Day!	9	1	3	1	4	-	13.0	Yes
2 Hump Day!		8	3	145	Sofa Kings	<b>13</b>	5	2	4	2	-	14.5	-	-
3 Sofa Kings		8	3	144	Rangers	<b>12</b>	1	3	2	6	W	10.0	-	-
4 Coach's Last Stand		5	7	151	Game	12	5	3	4	0	L	11.0	in 501(&1001)	-
5 Game of Throws		4	7	108	Inappropriate	<b>13</b>	3	4	2	4	-	6.0	-	-
6 Shark Shooters		3	8	113	Coach	11	3	2	4	2	-	6.0	-	-
7 Something Inappropriate		3	8	109	Shark Shooters	-		(BYE)			-	-	-	-
<b>"F" Division</b>	🍷 All Flights Matter	9	2	156	Chatham	5	2	1	0	2	-	6.5	-	-
	🍷 Death Throw	8	3	150	All Flights	<b>19</b>	4	5	6	4	-	13.5	-	-
	3 Coral Reefers	6	5	136	Death Throw	<b>13</b>	2	3	2	6	-	11.0	-	-
	4 Don't Hit The Scorekeeper	5	6	131	Reefers	11	4	3	4	0	-	14.5	-	-
	5 Chatham Street Elite	5	6	120	Ducks	<b>16</b>	5	3	4	4	-	4.0	-	-
	6 Ducks of War	5	7	140	Buddies	8	1	3	2	2	-	6.5	-	-
	🍷 Dart Buddies	1	10	93	Scorekeeper	-		(BYE)			-	-	-	-
<b>"G" Division</b>	🍷 Wayne Gretzky	10	1	163	Gretzky	<b>19</b>	4	5	6	4	-	9.5	-	-
	🍷 Show Me Your Tips	10	2	174	All About	5	2	1	0	2	-	5.0	-	-
	3 Bull Hunters	7	4	161	Show Me	<b>17</b>	5	2	6	4	-	6.5	-	-
	4 Walking the Wire	6	5	137	Is It In?	7	1	4	0	2	-	4.0	-	-
	5 Is It In?	5	6	117	Train Station	0		(automatic					suspended for the season	
	🍷 All About That Bull	2	10	97	Hunters	<b>16</b>		forfeit)					-	-
	🍷 xx - Train Station Shooters	0	12	13	Walking	-		(BYE)			-	-	-	-
<b>"H" Division</b>	🍷 Bulls Up!	10	3	190	Ballistic	6	3	1	2	0	-	12.5	-	-
	2 Irish Ton	9	4	170	Bulls Up!	<b>18</b>	3	5	4	6	-	7.5	-	-
	3 Chalker's Nightmare	9	4	159	Irish Ton	<b>17</b>	4	5	4	4	-	9.0	-	-
	4 Chalk it Up	8	5	157	Tips & Shafts	7	2	1	2	2	-	8.0	-	-
	5 Ballistic Behavior	7	6	165	Chalk it Up	10	2	2	2	4	-	7.0	-	-
	6 Brown's Bombers	4	9	148	Nightmare	<b>14</b>	4	4	4	2	-	7.5	-	-
	7 Tips & Shafts	4	9	145	Bombers	<b>16</b>	3	3	6	4	-	7.0	in 301, sort of	-
	🍷 Just A Bit Outside	1	12	101	Just A Bit	7	2	3	0	2	-	6.0	-	-

🍷 = regular season division champion    🍷 = clinched "top-two" finish in division    🍷 = clinched "bottom-two" finish in division

**"HOT DARTS"**

Player Name	Team Name	Hot Darts
<b>"A" Division</b>		
Gauthier, Kyle	Dead Beats	9m
Bakowski, Adam	Lunatic Fringe	5-Bulls
Romanchek, David	Nine Lives	5-Bulls
Gibson, Jack	Nine Lives	105-In
Phillips, Robbie	This Is Element	148-Out
Phillips, Robbie	This Is Element	9-dart 301
Kilts, Jason	This Is Element	10-dart 301
Mitchell, Sid	Appetite for Destr.	11-dart 301
Massengill, Chad	This Is Element	12-dart 301
Wall, Keith	Brass Monkeys	12-dart 301
Cusher, Dean	Appetite for Destr.	13-dart 301
Anderson, Ryan	Dead Beats	10.5 ASPs
Gauthier, Kyle	Dead Beats	10.0 ASPs
Phillips, Robbie	This Is Element	8.0 ASPs
Oakley, Jerry	Brass Monkeys	6.5 ASPs
Work, Joe	North Raleigh Allia	6.0 ASPs
Kramer, John	This Is Element	5.5 ASPs
Peele, Jim	North Raleigh Allia	5.5 ASPs
Gibbs, Keith	Brass Monkeys	5.0 ASPs
Parker, Charles	Dead Beats	5.0 ASPs
Romanchek, David	Nine Lives	5.0 ASPs
Bunn, Tim	Brass Monkeys	4.5 ASPs
Gelberg, Dave	Lunatic Fringe	4.5 ASPs
Tan, Wil	This Is Element	4.5 ASPs
<b>"B" Division</b>		
Wright, Tyler	Shaunt Be Shutout	9m
Carroll, John	Shaunt Be Shutout	6.5 ASPs
White, J.J.	Menace 2 Sobriety	6.5 ASPs
Johnson, Dave	Menace 2 Sobriety	5.5 ASPs
Watson, Jeff, Jr.	Kiss My WHAT?!	5.5 ASPs
Knott, Ryan	Shooter McGavin	5.0 ASPs

Reitano, Sal	Shaunt Be Shutout	5.0 ASPs
Wright, Tyler	Shaunt Be Shutout	5.0 ASPs
Foushee, Eugene	Shaunt Be Shutout	4.5 ASPs
Krasnow, Dave	Them Handsome De	4.5 ASPs
Raquet, Mike	Them Handsome De	4.5 ASPs
Zawrotniak, Joe	Rif Raf	4.5 ASPs
Foushee, Kevin	Shaunt Be Shutout	4.0 ASPs
O'Bryan, Peter	Rif Raf	4.0 ASPs
<b>"C" Division</b>		
Clark, Dan	Dysfunctional Outlaws	120-In
Goss, Matt	Fire For Effect	14-dart 301
Healy, Simon	Dartistic License	7.0 ASPs
Tant, J.J.	Dysfunctional Outla	7.0 ASPs
Brody, Kevin	Fire For Effect	5.5 ASPs
Bennett, Will	Dartistic License	4.5 ASPs
Hoyt, Chris	Cheap Shots	4.5 ASPs
Clark, Dan	Dysfunctional Outla	4.0 ASPs
Holly, Mike	The Bunkers	4.0 ASPs
Hunsberger, Jim	Fire For Effect	4.0 ASPs
<b>"D" Division</b>		
Simpson, Aden	Armed and Hammer	6.5 ASPs
Tufflaro, Lou	We've Got Big Bull:	5.0 ASPs
Merkle, Patrick	We've Got Big Bull:	4.5 ASPs
Simpson, David	Armed and Hammer	4.5 ASPs
Snyder, Mike	Bullseye Brewers	4.5 ASPs
Long, Steve	Ted's DeploraBull E	4.0 ASPs
Thomas, Joe	Ted's DeploraBull E	4.0 ASPs
Trefzger, Ken	One Armed Bandits	4.0 ASPs
White, Jim	One Armed Bandits	3.5 ASPs
Winters, Tom	Dynamic Darts	3.5 ASPs
<b>"E" Division</b>		
Smelik, Pat	Game of Throws	118-In
Warszawsky, Larry &		
Deemer, Randy	Hump Day!	22-dart 501

Can't remember what to call in for the 'Hot Darts' list here? Check out page 4 - the list of minimums is there EVERY week.		
Jones, Grey	Red-eye Rangers	5.5 ASPs
Alcon, Tony	Sofa Kings	4.0 ASPs
Gallagher, Jim	Coach's Last Stand	4.0 ASPs
Maley, Dave	Sofa Kings	4.0 ASPs
Rutten, Pete	Hump Day!	4.0 ASPs
Rudy, Jeff	Game of Throws	3.0 ASPs
<b>"F" Division</b>		
Ellis, Tim	Ducks of War	9m
Roseman, Sean	Coral Reefers	5.5 ASPs
Gardner, Kenn	All Flights Matter	4.5 ASPs
Ellis, Tim	Ducks of War	4.0 ASPs
Carroll, Josh	Coral Reefers	3.5 ASPs
Willis, Tolson	Death Throw	3.5 ASPs
Willis, Zack	Death Throw	3.5 ASPs
Hogan, Neal	Death Throw	3.0 ASPs
<b>"G" Division</b>		
Rigert, Joe, Sr.	Wayne Gretzky	5.5 ASPs
<b>"H" Division</b>		
Shirey, Anthony	Ballistic Behavior	4.0 ASPs
Butterworth, Jim	Bulls Up!	3.5 ASPs
Perkins, Heath	Irish Ton	3.5 ASPs
Brown, Anthony	Chalker's Nightmare	3.0 ASPs
Cominole, Jeremy	Irish Ton	3.0 ASPs
Lisk, Jon	Tips & Shafts	3.0 ASPs
McNamara, Ken	Chalk it Up	3.0 ASPs
Borgna, Andrew	Tips & Shafts	2.5 ASPs
Boutieller, Tina	Chalker's Nightmar	2.5 ASPs
Casey, Kevin	Brown's Bombers	2.5 ASPs
Coggins, B.J.	Chalk it Up	2.5 ASPs
Suan, John	Brown's Bombers	2.5 ASPs

**DIVISIONAL TROPHY DART CATEGORIES**

	A division	B division	C division	D division	E division	F division	G division	H division
<b>High In (301 first turn only!!)</b>	Ton-60 (3/22/17) <b>Robbie Phillips</b> This Is Element	Ton-40 (2/8/17) <b>John Wilson</b> Methodical...	Ton-56 (3/22/17) <b>Mike Holly</b> The Bunkers	Ton-11 (3/1/17) <b>Mike Litzinger</b> Bullseye Brewers	Ton-20 (2/22/17) <b>Steve Hall</b> Red-eye Rangers	Ton-52 (3/22/17) <b>Ron Smith</b> ...Scorekeeper	Ton-14 (3/15/17) <b>Wright Miller</b> Walking the Wire	Ton-40 (1/25/17) <b>Jon Lisk</b> Tips & Shafts
<b>High Out (301/501/1001)</b>	Ton-52 (2/22/17) <b>Scott Stankevich</b> Appetite for Destruction	Ton-24 (3/22/17) <b>Chris Wilson</b> Methodical Madness	Ton-20 (2/8/17) <b>Chris Toolan</b> Big Bulls	Ton <b>Matt Veith</b> ...Brewers (2/1) <b>Ken Trefzger</b> ...Bandits (2/15)	Ton-04 (2/15/17) <b>Jim Gallagher</b> Coach's Last Stand	Ton-41 (1/25/17) <b>Sean Roseman</b> Coral Reefers	94 (4/12/17) <b>Brad Prosser</b> Walking the Wire	Ton-16 (3/8/17) <b>Jeremy Cominole</b> Irish Ton
<b>Fast Singles 301</b>	8 darts <b>Chad Massengill</b> ...Element (2/1) <b>Robbie Phillips</b> ...Element (2/15)	10 darts (4/5/17) <b>Bryan Garland</b> Them Handsome Devils	13 darts <b>Hugh Vance</b> Dartistic... (3/8) <b>Jeff Cashin</b> Never Trust... (4/5)	10 darts (4/5/17) <b>Tom Winters</b> Dynamic Darts	11 darts (3/22/17) <b>Joe Munroe</b> Shark Shooters	13 darts (3/22/17) <b>Dave Surber</b> All Flights Matter	13 darts (3/15/17) <b>Wright Miller</b> Walking the Wire	14 darts <b>Jim Butterworth</b> Bulls Up! (2/22) <b>Kevin Casey</b> Brown's... (3/8)
<b>Fast Singles Cricket</b>	15 darts (3/22) <b>Chad Massengill</b> This Is Element	15 darts <b>Dan Naylor</b> Kiss My... (1/25) <b>Sal Reitano</b> Shaunt Be... (4/12)	20 darts (3/8/17) <b>Ernie Gilyardi</b> Mike's Garage	30 darts (3/29/17) <b>Patrick Merkle</b> We've Got Big...	20 darts (3/1/17) <b>Randy Deemer</b> Hump Day!	24 darts (3/8/17) <b>Jeremy Limerick</b> All Flights Matter	26 darts (3/22/17) <b>Joe Rigert, Sr.</b> Wayne Gretzky	37 darts (3/29/17) <b>Andrew Borgna</b> Tips & Shafts
<b>Fast Doubles Cricket</b>	15 darts (3/22) <b>Tom Brown &amp; Chad Massengill</b> This Is Element	25 darts (3/29/17) <b>Eugene Foushee &amp; C.J. Jobe</b> Shaunt Be Shutout	24 darts <b>Matt Goss &amp; Kris Kilsdonk</b> Fire... (3/29) <b>Mike Steppe &amp; J.J. Tant</b> Dysfunc... (4/5)	25 darts (2/22/17) <b>Ryan Madye &amp; Patrick Merkle</b> We've Got Big Bulls	22 darts (3/29/17) <b>Joe Munroe &amp; Eric Taylor</b> Shark Shooters	24 darts (4/5/17) <b>Chris Daniels &amp; C.J. Lefebvre</b> Chatham Street Elite	21 darts (3/29/17) <b>Joe Rigert, Sr. &amp; Jonathan Wilson</b> Wayne Gretzky	28 darts (1/25/17) <b>Georgia Hayward &amp; Dempsey Letsch</b> Ballistic Behavior
<b>Fast Doubles 501</b>	14 darts (2/1/17) <b>Chad Massengill &amp; Wil Tan</b> This Is Element	18 darts (1/25/17) <b>Brian Howard &amp; Ronnie Knott</b> Shooter McGavin	19 darts (3/29/17) <b>Jim Hunsberger &amp; Amanda Preciado</b> Fire For Effect	22 darts <b>David Simpson &amp; Barry Thompson</b> ...Hammered (1/25) <b>Frank Allison &amp; Darren Barrett</b> ...Machine (2/8) <b>Phil Murphy &amp; Shane Richardson</b> ...Bandits (3/1)	20 darts (3/15/17) <b>Jim Gallagher &amp; Andrew Hamer</b> Coach's Last Stand	21 darts (2/15/17) <b>Danny Ives &amp; Sean Ryan</b> Chatham Street Elite	21 darts (3/29/17) <b>Rich Bialaszewski &amp; Brad Bushman</b> Show Me Your Tips	24 darts (1/25/17) <b>Neal Crawford &amp; Jonathan Lawrence</b> Chalk it Up

**Perfect Throws**

<b>9-Marks</b>	Greg Caldwell (One Armed Bandits, 3/22)	Dan Naylor (Kiss My WHAT?!, 1/25)	E.J. Ellis (Kiss My WHAT?!, 2/15)
Jeff Watson, Jr. (3) (Kiss My WHAT?!, 2/1, 3/29, 4/5)	John Carroll (Shaunt Be Shutout, 3/22)	Jim Peele (North Raleigh Alliance, 3/22)	John Kramer (This Is Element, 3/22)
Kyle Gauthier (2) (Dead Beats, 3/22, 4/19)	Matthew Copple (Nine Lives, 3/29)	Joe Rigert, Sr. (Wayne Gretzky, 2/8)	Ryan Madye (We've Got Big..., 3/1)
Robbie Phillips (2) (This Is Element, 3/8, 4/12)	Neal Crawford (Chalk it Up, 3/1)	Phil Robertson (We've Got Big..., 4/12)	Jeff Reydgers (Dead Beats, 3/15)
Sal Reitano (2) (Shaunt Be Shutout, 2/1, 2/8)	Tim Ellis (Ducks of War, 4/19)	Julie Scheppele (Kiss My WHAT?!, 2/8)	Joe Salemo (Brass Monkeys, 4/12)
Mike Seward (2) (Appetite..., 2/8, 2/15)	Kris Fischlein (Dead Beats, 2/1)	Chris Schon (Shooter McGavin, 2/15)	Don Sautter (Shooter McGavin, 3/29)
Frank Allison (Sharky's Machine, 3/8)	Billy Hamilton (Lunatic Fringe, 4/12)	Bob Terry (Lunatic Fringe, 3/8)	Anthony Shirey (Ballistic..., 2/15)
Paul Beaudoin (Beer View Mirrors, 3/29)	Angela Jeffcoat (Who Gives A Cork?, 3/15)	Keith Wall (Brass Monkeys, 2/1)	David Simpson (Armed..., 3/29)
Keith Bouchard (Menace 2 Sobriety, 3/8)	C.J. Lefebvre (Chatham Street Elite, 4/5)	Joe Work (North Ral. Alliance, 1/25)	Victor Thompson (Appetite..., 4/5)
Andy Bowen (Walking the Wire, 3/8)	Chris Martin (Something Inappropriate, 4/5)	Tyler Wright (Shaunt Be Shutout, 4/19)	Vic White (Bull Hunters, 4/5)
Mike Bumpass (Bull Hunters, 4/12)	Chad Massengill (This Is Element, 3/15)	<b>Ton-80s</b>	
Jim Butterworth (Bulls Up!, 2/22)	Tim McNamara (Something Inappropriate, 3/1)	Brad Adams (Never Trust A Dart, 3/22)	<b>6-Bulls</b>
	Sid Mitchell (Appetite for Destruction, 3/22)	John Carroll (Shaunt Be Shutout, 3/8)	Michael Johnson (Appetite..., 3/29)

## HOW TO REACH US

**RDL VoiceMail** 919-990-1218  
**Mail Scoresheets to:** Jason Kilts - RDL Statistician  
 5005 Raintree Road, Durham, NC 27712  
**Scoresheet FAX available at:**  
**919-324-3545** - email JK for confirmation of receipt!  
**New Member Fees and Newsletter Fees:**  
 (for now, these also go to the Membership Director)  
 Heather Bohanan, 206 Shoals Lane, Garner, NC 27529  
**Nomination and Election Ballots:**  
 Heather Bohanan, 206 Shoals Lane, Garner, NC 27529  
**Grievances/Complaints/Rules Suggestions:**  
 Kevin Coyne, 204 Clifton Ridge Court, Louisburg, NC 27549  
**All Other RDL Correspondence to:**  
 (Just send whatever to Jason and he'll pass it along...)  
**2017 Board of Directors**

<i>President</i>	Tim Mozzetti	919-649-1816
	email: tjmozz@gmail.com	
<i>Vice President</i>	Maridy Knight	919-417-7828
	email: maridy16@gmail.com	
<i>(interim) Secretary</i>	<i>Memb. Director Heather Bohanan is presently also doing these duties...</i>	
<i>Treasurer</i>	Barron Hartley	919-749-2061
	email: bkh345@hotmail.com	
<i>Membership</i>	Heather Bohanan	919-326-1956
	email: membership@raleighdartleague.org	
<i>Rules/Grievances</i>	Kevin Coyne	919-961-8303
	email: krcoyne@gmail.com	

**League Statistician/Editor:** Jason Kilts 919-990-1218  
 email: jdkilts@yahoo.com or jdkilts@gmail.com

## "HOT DARTS" CALL-IN GUIDELINES

Here are the guidelines you should use for the minimum number of all-star points to report when calling in your scores.  
 "A" Div. = 4.5 or more ASPs; "B" Div. = 4.0 or more ASPs  
 "C, D" Divisions = 3.5 or more ASPs  
 "E, F, G" Divs. = 3.0 or more ASPs; "H" = 2.5 or more ASPs  
 Also, call in any fast games, high ins, high outs, or other amazing feats that you think warrant a little recognition (e.g., Ins & Outs higher than a Ton, 24-dart cricket games, 15-dart 301s, 24-dart 501s, Ton-70s and up, 5-Bulls+, etc.).  
*Extra note: it's also ok to call in "fast games" in each set, even if they don't necessarily meet the maximum dart counts above.*

## SEASON-LONG TROPHY DART MINIMUM GAMES PLAYED REQUIREMENTS

To be eligible for all-star point ave. & singles win %-age awards, you must play at least 66% of this season's projected games:  
*for Divisions "A" (except team A3), "B", "C" (except teams C2 and C4) and "H" (8 teams / division):*  
**Singles win %-age: min. of 19 Singles Games Played**  
**All-star pt. Average: min. of 37 Total Games Played**  
*for Divs. "D", "E" & "F", and also team G5 (7 teams / div.):*  
**min. of 16 Singles Games Played, 32 Total Games Played**  
*for teams A3, C2 and C4 (due to 1 forfeit received):*  
**min. of 18 Singles Games Played, 35 Total Games Played**  
*for teams G1, G3, G4 and G7 (due to 1 forfeit received):*  
**min. of 15 Singles Games Played, 30 Total Games Played**  
*for teams G2 and G6 (due to 2 forfeits received):*  
**min. of 14 Singles Games Played, 27 Total Games Played**

## RDL WEBSITE - www.raleighdartleague.org

[including a full RDL map, with a 15-mile radius function]  
**New webmaster: Phil Robertson** (of We've Got Big Bulls)  
 contact him, if needed, at: philmrob@gmail.com

## CALENDAR OF EVENTS

**Apr. 28-30 Fire on the Mountain Classic**, (ADO), \$5500, Clarion Airport Inn, Fletcher, NC, 828-684-1213 info: www.ashevilledarts.com  
**Mon., May 1 ADO 501 Local Qualifier**, Upper Deck, Cary; 7:00 p.m. winners advance to May 13th Natl. Qualifier  
**Wed., May 3 / 10 / 17 - RDL Divisional Tournaments**  
**Sat., May 6 ADO 501 Local Qualifier**, Upper Deck, Cary; 1:00 p.m. winners advance to May 13th Natl. Qualifier  
**Sat., May 13 ADO 501 All-Stars National Qualifier**, Upper Deck, Cary; winners advance to August 4th Nationals in Stamford, CT  
**May 19-21 39th Central VA Dart Classic**, (ADO), \$11,460, flyer not yet available (at least in a form/program that most people possess)  
**Sat., May 20 Spring 2017 - Season Banquet**, Upper Deck 11:30 a.m. Lunch, awards, blind draw... and friends...  
**was... Savannah Open**, (ADO?), \$10,000, EVENT (May 26-28) POSTPONED - flyer not yet available  
**June 2-4 12th Annual Wreck at the Deck**, (ADO), \$5200+; The Upper Deck, 329 N. Harrison Ave. info: bjccotton69@hotmail.com, 919-210-0020  
**Sat., June 24 NC City Dart League & NC Ladies' Cup**  
 NCCDL: ChHill@Ral, Dur@Ashe, Pied@PCity, Char@Boone, Pine@Wilm, LakeN@Jack, (Bye-CapArea)  
 NCLC: Pine@Apex, FuqVar@Ashe, (Byes-CapArea, ChHill, Pied, Char, Wilm, Jack, LakeN)  
**July 28-30 Queen City Summer Shootout**, (ADO?), \$2500, flyer not yet available...

## Other Local Weekly Leagues

**Tuesdays Bull City Dart League**, Durham  
**Thursdays Triangle Dart League**, Chapel Hill

**Weekly Blind Draws** - Over the years, many blind draws have come and gone. If any of these folds or if any others start up, please let me know and I'll update this list. Thanks.  
*(these 2 are double elim., \$5 entry, bar matches the pot... & now they add an extra \$50 if there are 32+ players!)*

**Fri., 8 pm Upper Deck**, 919-460-1786, 329 N. Harrison  
**Sun., 8 pm Upper Deck**, 919-460-1786, 329 N. Harrison  
*(these two are double elim., \$5 entry, bar matches the pot!)*  
**Sat., 8 pm Hot Shots**, 919-460-6307, 107 Edinburgh Dr S  
**Mon., 8 pm Hot Shots**, 919-460-6307, 107 Edinburgh Dr S  
*(these two are \$5 entry, bar matches 150% if 16+ players!)*  
**Sat., 8 pm Sharky's Place**, 919-783-5448, 5800 Duraleigh  
**Mon., 8 pm Sharky's Place**, 919-783-5448, 5800 Duraleigh

## PENALTY LOG

Here are all the penalties assessed this season.  
**Phone (5 pts.):** Something Inappropriate (E, wk. 11), Show Me Your Tips (G, wk. 12).  
**Mail (16 pts.):** Big Bulls (C, wk. 8, wk. 12).  
**Ineligible Player (any match win, all points, all statistics):** Train Station Shooters (G, wk. 4, 11 pts., wk. 5, 8 pts.).

## TEAM PLAQUE POSSIBILITIES IN WEEK 14

[Note: These possibilities are written on the assumption that an unfortunate set of penalties (read: ineligible players?) doesn't crop up and change things. And also on the assumption that we don't have any exotic match scores like 8-7 or something like that...]

**A Division:** This Is Element and Appetite for Destruction will be the top two. Element finishes first unless Appetite beats them by 17 or more points this week.

**B Division:** Shaunt Be Shutout is first (since seemingly about five minutes before registration). Them Handsome Devils is second if they win, or if Rif Raf and Methodical Madness lose, or if Rif Raf loses and Methodical wins but fails to gain 12 points on them.

**C Division:** Dartistic License is first. The Bunkers are second. This race is over.

**D Division:** We've Got Big Bulls is first. Second place is still a huge question mark, as there are four teams separated by one match, and there is an extra match between two of the contenders to be played on Thursday. The Bandits are already done at 7-5, while the other teams have 1, 2, and 2 matches to play still. If teams end with the same W/L record and the same point totals, here is who wins each of the potential ties: part 1 - Machine over Bandits, but Bandits over Armed, but Armed over Machine; part 2 - the Brewers still face two of the others again, having beaten Machine 16-7 the first time, but losing to Armed 17-7 the first time; and part 3 - if the Bandits and Brewers somehow end up tied, they truly are tied, having beaten each other in 12-12 matches (meaning they could play an extra match!).

**E Division:** Red-eye Rangers, Hump Day!, and the Sofa Kings are in a pure point race, since none of them play each other tonight. If they have the same win/loss result tonight as another in the trio, since they all have the same 8-3 record so far, the tiebreakers if needed are: Hump Day wins any tie, and the Rangers win a tie over the Kings.

**F Division:** All Flights Matter and Death Throw are the top two. All Flights is first unless Death Throw wins by at least 6 points tonight.

**G Division:** Wayne Gretzky and Show Me Your Tips are the top two. Gretzky is first if they win, or if they lose but score 11 or 12 points.

**H Division:** Bulls Up! is first unless they lose, Irish Ton wins, and Irish Ton gains 21 points on them (Bulls Up! can't finish behind any other team). For the three teams presently in 2nd-4th, if they end up tied, here is who holds the tiebreakers: Irish Ton > Chalk it Up; Chalk it Up > Chalker's Nightmare; and Irish Ton and Nightmare can't tie.

## THIS WEEK'S MATCHES (Week 14) - end of regular season

<b>"A" Div.</b>	This Is Element @ Appetite for Destruction (Upper Deck 12&14)
	Lunatic Fringe @ North Ral. Alliance (Brown's Billiards 5&6)
	Nine Lives @ Beer View Mirrors (Amer. Legion F-V 3&4)
	Brass Monkeys @ Dead Beats (Luxury Box 3&4)
<b>"B" Div.</b>	Methodical Madness @ Shaunt Be Shutout (Cleveland - Garner 3&4)
	Menace 2 Sobriety @ Rif Raf (Rally Point)
	Them Handsome Devils @ Shooter McGavin (Mac's Tavern 1&2)
	Kiss My WHAT?! @ Who Gives A Cork? (Upper Deck 16&17)
<b>"C" Div.</b>	Dysfunctional Outlaws @ Cheap Shots (Scooters)
	The Bunkers @ Dartistic License (Luxury Box 1&2)
	Fire For Effect @ Big Bulls (High Park)
	Never Trust a Dart @ Mike's Garage (Locked & Loaded)
<b>"D" Div.</b>	Bullseye Brewers @ Armed & Hammered (Triple Barrel)
	Ted's ... Emporium @ Dynamic Darts (Bull & Bear)
	We've Got Big Bulls @ Sharky's Machine (Sharky's Place 5&6)
	BYE - One Armed Bandits
<b>and the one postponed D division match... on Thu., 4/27...</b>	
	Sharky's Machine @ Bullseye Brewers (Compass Rose)
<b>"E" Div.</b>	Red-eye Rangers @ Shark Shooters (Sharky's Place 3&4)
	Sofa Kings @ Something Inappropriate (Upper Deck 8&10)
	Hump Day! @ Game of Throws (Upper Deck 5&6)
	BYE - Coach's Last Stand
<b>"F" Div.</b>	All Flights Matter @ Death Throw (Hot Shots 1&2)
	Coral Reefers @ Chatham Street Elite (Mac's Tavern 3&4)
	Dart Buddies @ Don't Hit/Scorekeeper (Brown's Billiards 3&4)
	BYE - Ducks of War
<b>"G" Div.</b>	Bull Hunters @ Wayne Gretzky (Upper Deck 1&2)
	<i>All About That Bull @ Train Station Shooters - automatic forfeit</i>
	Is It In? @ Walking the Wire (Pantana's Pool Hall)
	BYE - Show Me Your Tips
<b>"H" Div.</b>	Irish Ton @ Chalker's Nightmare (Pat Murnane's 3&4)
	Brown's Bombers @ Ballistic Behavior (Saints & Scholars)
	Just A Bit Outside @ Chalk it Up (Amer. Legion F-V 1&2)
	Tips & Shafts @ Bulls Up! (Hot Shots 3&4)

The amazingly snarled season-long battle in E has ended up with three teams separated by a grand total of 3 points, with those three all facing other teams in the final week. Awesomely, two of them are even playing in the same establishment tonight! Too bad it's not all three... oh, the drama! Rangers win 15-9, Humpers fall just short at 16-8, and the Kings barely end Inappropriate's win streak, 13-11.

**Match #9:** (C Div.) Never Trust A Dart @ Mike's Garage. If the Dysfunctionals fall to the Cheapies, the Garage is likely playing to keep its spot in C division. They take care of their part here, 15-9.

**Match #10:** (B Div.) Them Handsome Devils @ Shooter McGavin. Given their point deficit to Rif Raf, this very well could be a must-win for Handsome to clinch 2nd and a likely spot in A. Devils, 14-10.

**The Postponed week 12 "D" Match:** Sharky's Machine @ Bullseye Brewers. If the Brewers can get past Wednesday's test, this match will likely be for 2nd place for them. I think they pull it off, 14-10.

### **And the remaining 17 matches, sorted by division:**

A Division: Lunatic Fringe 13, North Raleigh Alliance 11; Beer View Mirrors 15, Nine Lives 9; Dead Beats 15, Brass Monkeys 9.

B Division: Shaunt Be 14, Methodical Madness 10; Rif Raf 15, Menace 2 Sobriety 9; Kiss My What?! 15, Who Gives A Cork? 9.

C Division: Cheap Shots 13, Dysfunctional Outlaws 11; Dartistic License 14, The Bunkers 10; Big Bulls 14, Fire For Effect 10.

D Division: Ted's 13, Dynamic Darts 11; We've Got 16, Machine 8.

F Division: Reefers 13, Chatham 11; Scorekeeper 15, Buddies 9.

G Division: Walking the Wire 13, Is It In? 11.

H Division: Ballistic Behavior 14, Brown's Bombers 10; Chalk it Up 16, Just A Bit Outside 8; Bulls Up! 17, Tips & Shafts 7.

## PREDICTIONS FOR THE WEEK

Oh, talk about limping into the final week... oh, flipping' ugly... had my worst week of the season last week, with a relatively paltry 17-10 mark. That takes me to 261-92 for the season (73.9% correct). And it just hit me that every A match I have wrong so far includes N. Raleigh Alliance.

**Match of the week:** (F Div.) All Flights Matter @ Death Throw. Aside from the large point difference to overcome in A, this is the only head-to-head title fight. All Flights take an 0-2 start to a 10-2 finish, 14-10.

**Match #2:** (G Div.) Bull Hunters @ Wayne Gretzky. Well, if I was Show Me Your Tips and I had to hang my hopes on another G team, I would want it to be the Hunters. I think they come through for them, 13-11!

**Match #3:** (H Div.) Irish Ton @ Chalker's Nightmare. There's a very slim chance this matters in the H title race, but really this is mano-a-mano for 2nd in H, some team plaques, and a climb to G. Irish Ton, 14-10.

**Match #4:** (A Div.) This Is Element @ Appetite for Destruction. The last Element loss was 3 seasons ago, in this week, against this opponent. Does the record RDL streak end here? I kinda hope not. Element, 14-10.

**Match #5:** (D Div.) Bullseye Brewers @ Armed and Hammered. The loss Armed just took was brutal and might sink them. But the Brewers fully control their own plaque fate, and they start with payback, 14-10.

**Matches #6, #7 & #8:** (E Div.) Red-eye Rangers @ Shark Shooters; Hump Day! @ Game of Throws; Sofa Kings @ Something Inappropriate.

Name the band/singer? the song? Last week's answers: Song 1 = "Saturday Night's Allright" by Elton John; Song 2 = "Night Moves" by Bob Seger; Song 3 = "Live and Let Die" by Paul McCartney and Wings. And the theme? Well, it was pretty simple... you just take the first word from each song and you have Saturday Night Live (and Elton's song almost even jumped ahead with the first two words!). [Pete Rutten was the only person to come through with all of it right off the bat, as a few others like Matt Heimbach had all the songs and singers, but didn't immediately see the theme in the names (probably based on the pronunciation of 'live?'). - JK]

And as is now tradition, for this last week of the season, a super size set of lyrics!!!

Week 14, song #1 lyric: "When things go wrong I feel real bad, I'm just a soul whose intentions are good, Oh Lord..."

Week 14, song #2 lyric: "I may not have a lot to give but what I got I'll give to you, I don't care too much for money..."

Week 14, song #3 lyric: "You come on with it, come on, You don't fight fair, That's okay, see if I care, Knock me down, it's all in vain, I get right back on my feet again"

Week 14, song #4 lyric: "Cover me with kisses, baby, Cover me with love, Roll me in designer sheets, I'll never get enough, Emotions come, I don't know why"

Week 14, song #5 lyric: "Wake me up, wake me up inside, I can't wake up, Wake me up inside, save me, Call my name and save me from the dark, wake me up"

Week 14, song #6 lyric: "Strumming my pain with his fingers, Singing my life with his words"

Week 14, song #7 lyric: "I know I won't be leaving here with you, I say don't you know, You say you don't know, I say..."

Week 14, song #8 lyric: "See, don't ever set me free, I always want to be by your side, Girl..."

Week 14, song #9 lyric: "It ain't the way you move, It ain't the way that you move me, Oh no, It ain't the way you shake, It ain't the way that you shake me, Oh no"

Week 14, song #10 lyric: "I don't know if I can yell any louder, How many time I've kicked you outta here? Or said something insulting?"

Week 14, song #11 lyric: "Love me sweet, Never let me go, You have made my life complete, And I love you so"

Week 14, song #12 lyric: "Met a girl, thought she was grand, Fell in love, found out first hand, Went well for a week or two, Then it all came unglued"

Week 14, song #13 lyric: "That's why they call me Mister Fahrenheit, I'm trav'ling at the speed of light, I wanna make a supersonic man out of you"

Week 14, song #14 lyric: "You make a grown man cry, Ride like the wind at double speed, I'll take you places that you've never, never seen"

Week 14, song #15 lyric: "Open up the window, Let some air into this room, I think I'm almost choking from, The smell of stale perfume"

### "BLOCKER" REMINDER TO ALL TEAMS

Please remember that if a team leaves a slot blank and then an unlisted player (or players) comes in before that game is called, an unlisted player MUST be picked for the open slot. If more than one unlisted player has come in before the open slot is up, then the opposing team will select which of those unlisted players will play, but it MUST be one of the unlisted players. AND... (and this is important) players listed in this fashion are NOT blockers and DO register points for their teams.

### THE END OF A GAME

A quick reminder as we head into the divisional tournaments where the atmosphere is ratcheted up a bit: (as per ADO rules) the game ends when the dart that sufficiently scores to end the game is thrown; subsequent darts thrown are ignored. This means that if your second dart leaves 0 by hitting a double and you continue and throw your third dart anyway, the game was over before you threw the third dart and you have not busted by continuing.

### TOURNAMENT PAIRINGS ON VOICEMAIL

All RDL tournament pairings will be listed on the VoiceMail system message. All of the quarterfinal pairings fit in a single message, so I will just read from the first match in A through the last match in H. Then I'll do the same in the semifinals and finals weeks. I will, of course, also email updated brackets each week, but the VoiceMail gives you a second option, and it's one you can do while sitting in traffic if you really need an update (especially since I leave the match locations in the message for the semifinals and finals too).

### PERPETUAL PLAQUES

Don't forget: RDL offers 'perpetual plaques' for all fast games, ins/outs, & perfect throws (as well team regular season wins, if you want). They're large boards that hold multiple plates. If you would like more details, or to include your name on the list for this style of award, contact VP Maridy Knight (contact info. on page 4). [If you have already started a perpetual plaque, you don't have to 'sign up' again this season - you'll receive plates for your large plaque until it's full, whether you like it or not.]

### WHERE WE PLAY

<b>American Legion Fuquay-Varina</b> 6400 Johnson Pond Road -about 0.2 miles from Fuquay Elementary School	<b>919-557-5990</b> Fuquay-Varina	<b>Compass Rose Brewery</b> 3201 Northside Drive #101 -take Gresham Lake fr. Capital Blvd, cross tracks, left	<b>919-875-5683</b> N. Raleigh	<b>Proof Five Points</b> 1620 Glenwood Ave -next to the Rialto Theater at 'five points' intersection	<b>919-717-3948</b> Raleigh
<b>The Big Easy</b> 231 Grande Heights Drive -in Harrison Pointe Shpg. Ctr., acr. from Papa John's	<b>919-468-6007</b> Cary	<b>High Park Bar &amp; Grille</b> 625 E. Whitaker Mill Road -near inter. of Whitaker Mill & Wake Forest Rd.	<b>919-833-4527</b> Raleigh	<b>Rally Point Sport Grill</b> 1837 N. Harrison Ave. -in the Sam's Club plaza near I-40, behind Wendy's	<b>919-678-1088</b> Cary
<b>Brass Tap &amp; Billiards</b> 3316 Capital Boulevard -in the Starmount Shopping Center	<b>919-876-2382</b> NE Raleigh	<b>Hot Shots Billiards &amp; Pub</b> 107 Edinburgh South Drive -in MacGregor Village	<b>919-460-6307</b> Cary	<b>Saints &amp; Scholars Irish Pub</b> 909 Spring Forest Road -right next to Jason's Deli	<b>919-878-8828</b> N. Raleigh
<b>Break Time Billiards</b> 6442 Tryon Road -left of Lowe's Foods, at inter. w/ Cary Parkway	<b>919-615-0107</b> Cary	<b>Locked &amp; Loaded Bar &amp; Grill</b> 305 McCormick Street -behind the International House of Pancakes (IHOP)	<b>919-661-6688</b> Garner	<b>Scooters</b> 1911 Segoe Court -near Atlantic/Millbrook inter., behind Batteries Plus	<b>919-954-2171</b> N. Raleigh
<b>Brewster's Pub</b> 1885 Lake Pine Drive -next to La Cocina Mexican restaurant	<b>919-650-1270</b> Cary	<b>The Luxury Box</b> 8511 Cantilever Way -just off County Trail, one street south of CarMax	<b>919-900-7955</b> N. Raleigh	<b>Sharky's Place</b> 5800 Duraleigh Road -in the Yuppie Center near US 70 intersection	<b>919-783-5448</b> NW Raleigh
<b>Brown's Billiards</b> 5500 Atlantic Springs Road -off Spring Forest Rd., near Wake Forest Rd.	<b>919-878-9092</b> NE Raleigh	<b>Mac's Tavern</b> 1014 Ryan Road -behind Burger King in Village Market Spg. Ctr.	<b>919-467-4114</b> Cary	<b>Snooker's-RW</b> 3520 Wade Avenue -in Ridgewood Shopping Center	<b>919-828-7665</b> NW Raleigh
<b>Bull &amp; Bear</b> 5442 Six Forks Road -at corner of Six Forks & Millbrook, behind KFC	<b>919-847-3617</b> N. Raleigh	<b>Overtime Sports Pub</b> 1030-149 N. Rogers Lane -corner of Rogers Ln/US-64, in Food Lion strip mall	<b>919-255-9556</b> Raleigh	<b>Train Station Sports Bar &amp; Grill</b> 301-C N. Harrison Avenue -under Pure Gold, btw. Chatham St. & 54 @ RR tracks	<b>919-481-2442</b> Cary
<b>Cleveland Draft House - Clayton</b> 461 Shotwell Road -right behind CVS off route 70	<b>919-550-3723</b> Clayton	<b>Pantana's Pool Hall</b> 3112 Hillsborough Road -between Daisy and Shepherd streets	<b>919-833-2990</b> near NCSU	<b>Triple Barrel Tavern</b> 2221 North Grassland Road -across from Bagels Plus, right off of NC-55	<b>919-762-0940</b> Fuquay-Varina
<b>Cleveland Draft House - Garner</b> 6101 NC Highway 42 West -0.7 mile west of I-40 on NC Highway 42	<b>919-771-2337</b> Garner	<b>Pat Murnane's Irish Pub</b> (formerly Oh'Mulligan's) 2101 South Main Street -right next to Euro Caf�e	<b>919-562-5570</b> Wake Forest	<b>The Upper Deck</b> 329 N. Harrison Avenue -near intersection. of N. Harrison & Highway 54	<b>919-460-1786</b> Cary

Printed below are the tournament brackets (with match locations) which we will be using this season. Teams that are already locked into a finishing position have already been placed in the bracket. Others will be filled in during the final week. Please notify your team of possible match locations for your team's matches in the tournament. Host establishment phone numbers and addresses are on page 6 **REMEMBER: Tournament matches start at 7:00 p.m.**

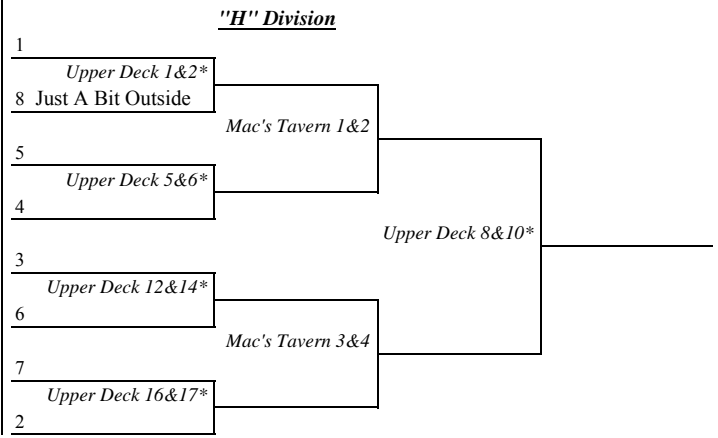
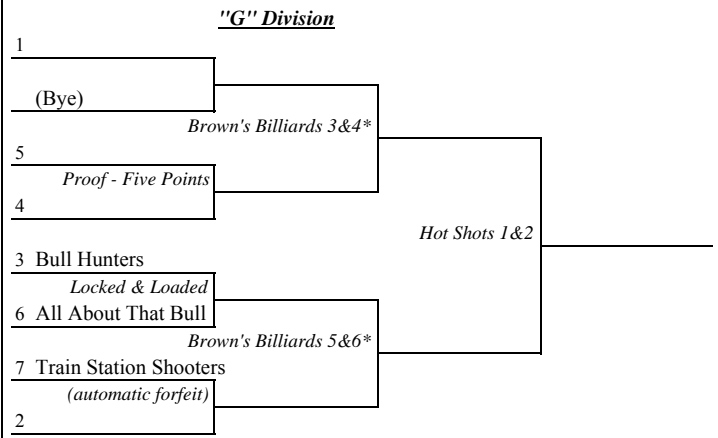
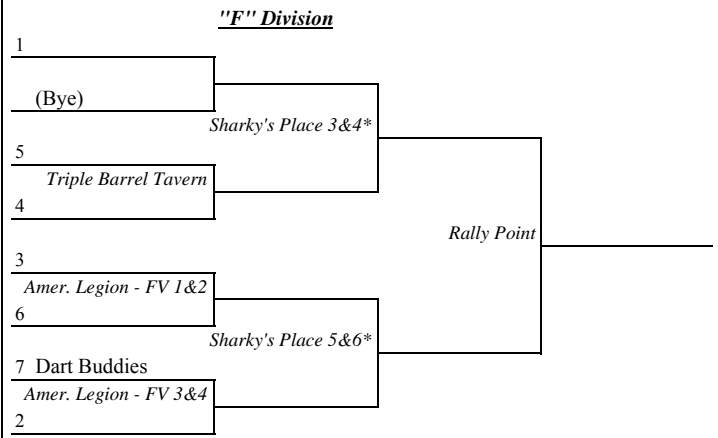
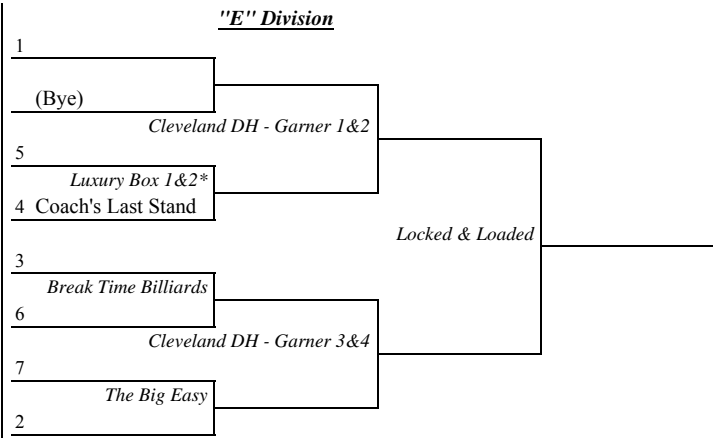
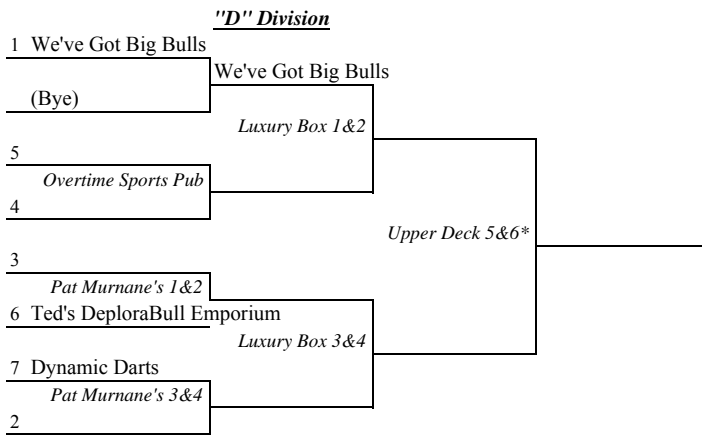
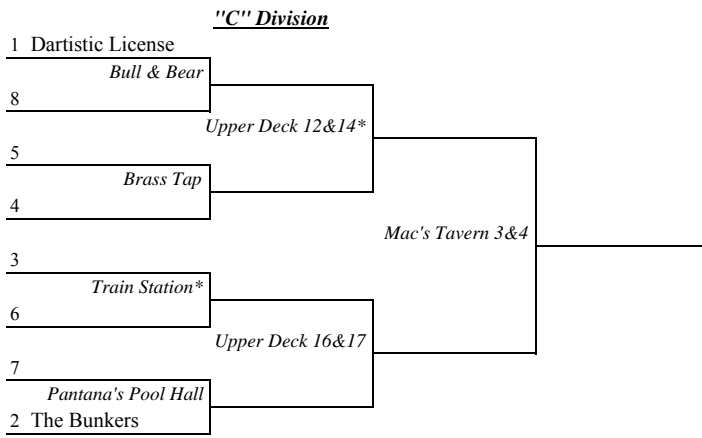
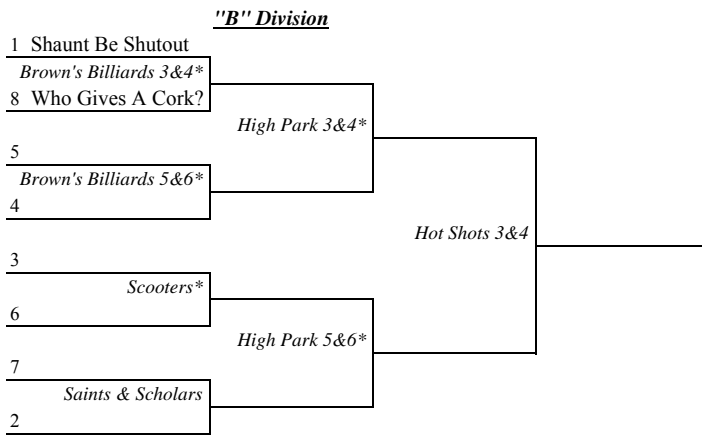
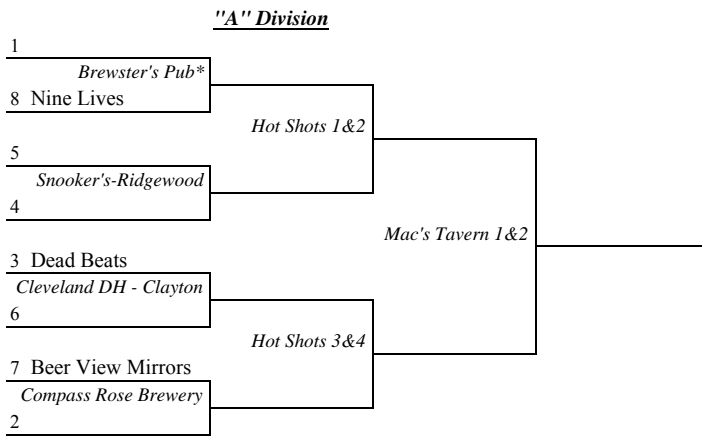
I will send out a full bracket page before the first round matches, and I will also record the pairings onto the VoiceMail message.

[Note: Whenever an asterisk is included, that means a third board may be available and the captains may agree to use it in order to shorten the match time.]

## **SPRING 2017 RDL DIVISIONAL TOURNAMENT SCHEDULE**

<i>Quarterfinals (5/3)</i>	<i>Semifinals (5/10)</i>	<i>Finals (5/17)</i>	<b>WINNER</b>
----------------------------	--------------------------	----------------------	---------------

<i>Quarterfinals (5/3)</i>	<i>Semifinals (5/10)</i>	<i>Finals (5/17)</i>	<b>WINNER</b>
----------------------------	--------------------------	----------------------	---------------



## Spring 2017 RDL Top Singles Records (by division) (through week 13)

[Only players still mathematically eligible for singles win %-age awards are listed (even if it's the absolutely slimmest of chances).]

(Missing statistics: week 12, postponed match of D4 @ D6) (Game minimums required for these listings: 4 fewer than season-long minimums listed for this award on pg4 for teams playing this week; exactly the pg4 mins. for teams with a bye this week; and 8 fewer than the mins. for teams D4 and D6)

		<u>"A" Division</u>			
		W	L	%-age	
1	Massengill, Chad	A1/ This Is Element	25	1	0.962
2	Stankevich, Scott	A2/ Appetite for Destruction	19	3	0.864
3	Phillips, Robbie	A1/ This Is Element	22	4	0.846
4	Brown, Tom	A1/ This Is Element	20	4	0.833
	Kramer, John	A1/ This Is Element	20	4	0.833
6	Johnson, Michael	A2/ Appetite for Destruction	18	4	0.818
7	Mozzetti, Tim	A2/ Appetite for Destruction	13	3	0.813
8	Work, Joe	A4/ North Raleigh Alliance	21	5	0.808
		<u>"B" Division</u>			
		W	L	%-age	
1	Reitano, Sal	B1/ Shaunt Be Shutout	15	4	0.789
2	Carroll, John	B1/ Shaunt Be Shutout	20	6	0.769
	Zawrotniak, Joe	B2/ Rif Raf	20	6	0.769
4	Bradshaw, Rick	B1/ Shaunt Be Shutout	13	4	0.765
5	Martin, David	B2/ Rif Raf	18	6	0.750
6	Krasnow, Dave	B8/ Them Handsome Devils	19	7	0.731
7	Wright, Tyler	B1/ Shaunt Be Shutout	16	6	0.727
8	Whitehead, Lee	B7/ Kiss My WHAT?!	15	6	0.714
9	Jobe, C.J.	B1/ Shaunt Be Shutout	12	5	0.706
10	Cusman, Ryan	B8/ Them Handsome Devils	16	7	0.696
11	Knott, Ronnie	B5/ Shooter McGavin	18	8	0.692
12	Foushee, Kevin	B1/ Shaunt Be Shutout	15	7	0.682
13	Stewart, Pete	B4/ Methodical Madness	14	7	0.667
14	Howard, Brian	B5/ Shooter McGavin	17	9	0.654
15	Foushee, Eugene	B1/ Shaunt Be Shutout	13	7	0.650
16	Wilson, Chris	B4/ Methodical Madness	16	9	0.640
17	O'Bryan, Peter	B2/ Rif Raf	14	8	0.636
18	Garland, Bryan	B8/ Them Handsome Devils	17	10	0.630

### Women's Records

(# of women by division: A-0, B-7, C-5, D-5, E-4, F-6, G-5, H-17)

		W	L	%-age	
B	Scheppele, Julie	B7/ Kiss My WHAT?!	10	14	0.417
	Taylor, Tisha	B7/ Kiss My WHAT?!	7	11	0.389
	Kilsdonk, Kris	C5/ Fire For Effect	13	11	0.542
C	Hartmann, Erin	C4/ The Bunkers	11	11	0.500
	Preciado, Amanda	C5/ Fire For Effect	11	13	0.458
	Blackwelder, Deborah	C5/ Fire For Effect	9	12	0.429
D	Hulse, Lura	D1/ Armed and Hammered	5	9	0.357
E	Mitchell, Liz	E1/ Shark Shooters	8	9	0.471
F	Massengill, Devin	F5/ Dart Buddies	10	11	0.476
	Graves, Julie	F5/ Dart Buddies	4	8	0.333
G	Voorhees, Cindy	G2/ All About That Bull	8	12	0.400
	Williams, Kelsey	G3/ Walking the Wire	4	8	0.333
H	Hayward, Georgia	H3/ Ballistic Behavior	15	7	0.682
	Kincaid, Lisa	H1/ Chalker's Nightmare	12	10	0.545

		<u>"C" Division</u>			
		W	L	%-age	
1	Healy, Simon	C3/ Dartistic License	20	0	1.000
2	Bennett, Will	C3/ Dartistic License	22	4	0.846
		<u>"D" Division</u>			
		W	L	%-age	
1	Winters, Tom	D5/ Dynamic Darts	17	2	0.895
2	Merkle, Patrick	D7/ We've Got Big Bulls	18	4	0.818
3	Simpson, Aden	D1/ Armed and Hammered	19	5	0.792
	Trefzger, Ken	D2/ One Armed Bandits	19	5	0.792
5	Shenguletto, Jerry	*D6/ Bullseye Brewers	11	3	0.786
6	Madey, Ryan	D7/ We've Got Big Bulls	17	5	0.773
7	Tufillaro, Lou	D7/ We've Got Big Bulls	15	5	0.750

### "E" Division

		W	L	%-age	
1	Munroe, Joe	E1/ Shark Shooters	17	3	0.850
2	Keim, Roger	E3/ Sofa Kings	11	3	0.786
3	Deemer, Randy	E5/ Hump Day!	17	5	0.773
	Rudy, Jeff	E4/ Game of Throws	17	5	0.773
5	Montesi, Chris	E4/ Game of Throws	13	4	0.765
6	Jones, Grey	E6/ Red-eye Rangers	15	5	0.750
	Scott, Kevin	E2/ Coach's Last Stand	12	4	0.750
8	Alcon, Tony	E3/ Sofa Kings	16	6	0.727
9	Haynes, Chris	E7/ Something Inappropriate	10	4	0.714
10	McNamara, Tim	E7/ Something Inappropriate	11	5	0.688

### "F" Division

		W	L	%-age	
1	Dehnel, Sebastian	F4/ Chatham Street Elite	14	2	0.875
2	Converse, Stan	F6/ Ducks of War	18	4	0.818
3	Limerick, Jeremy	F3/ All Flights Matter	11	3	0.786

### "G" Division

		W	L	%-age	
1	White, Vic	G6/ Bull Hunters	16	2	0.889
2	Bowen, Andy	G3/ Walking the Wire	13	2	0.867
3	Bushman, Brad	G7/ Show Me Your Tips	17	3	0.850
4	Gillett, Galen	G3/ Walking the Wire	10	2	0.833

### "H" Division

		W	L	%-age	
1	Frederick, Karl	H8/ Bulls Up!	15	2	0.882
2	Brownd, Anthony	H1/ Chalker's Nightmare	22	4	0.846
3	Butterworth, Jim	H8/ Bulls Up!	21	4	0.840
4	Davis, Luke	H5/ Brown's Bombers	18	4	0.818
5	Casey, Kevin	H5/ Brown's Bombers	20	6	0.769
6	Lawrence, Jonathan	H4/ Chalk it Up	16	5	0.762
7	Fox, Chris	H2/ Irish Ton	20	7	0.741
	Lisk, Jon	H6/ Tips & Shafts	20	7	0.741
9	Ball, Pat	H1/ Chalker's Nightmare	17	6	0.739
10	Bowser, Brian	H2/ Irish Ton	14	6	0.700
11	Butterworth, Dan	H8/ Bulls Up!	18	8	0.692

## Spring 2017 RDL Top Singles+Doubles Records (by division) (through week 13)

[This category is not one for which RDL gives awards, but it's still one that people are happy to lead. So, I've used this space for an update.]

(Missing statistics: week 12, postponed match of D4 @ D6) (Game minimums required for these listings: 8 fewer than season-long minimums listed for this award on pg4 for teams playing this week; exactly the pg4 mins. for teams with a bye this week; and 16 fewer than the mins. for teams D4 and D6)

		W	L	%-age	
A	Phillips, Robbie	A1/ This Is Element	45	7	0.865
	Mozzetti, Tim	A2/ Appetite for Destruction	29	5	0.853
	Stankevich, Scott	A2/ Appetite for Destruction	37	7	0.841
B	Jur, Jess	B2/ Rif Raf	25	5	0.833
	Reitano, Sal	B1/ Shaunt Be Shutout	33	9	0.786
	Carroll, John	B1/ Shaunt Be Shutout	38	12	0.760
C	Healy, Simon	C3/ Dartistic License	35	4	0.897
	Bennett, Will	C3/ Dartistic License	44	8	0.846
	Hall, Josh	C1/ Cheap Shots	35	15	0.700
D	Merkle, Patrick	D7/ We've Got Big Bulls	38	6	0.864
	Madey, Ryan	D7/ We've Got Big Bulls	37	7	0.841
	Trefzger, Ken	D2/ One Armed Bandits	37	11	0.771

		W	L	%-age	
E	Jones, Grey	E6/ Red-eye Rangers	31	8	0.795
	Deemer, Randy	E5/ Hump Day!	31	12	0.721
	Gallagher, Jim	E2/ Coach's Last Stand	32	13	0.711
F	Surber, Dave	F3/ All Flights Matter	34	9	0.791
	Willis, Zack	F1/ Death Throw	30	10	0.750
	Dehnel, Sebastian	F4/ Chatham Street Elite	24	8	0.750
G	Bushman, Brad	G7/ Show Me Your Tips	33	7	0.825
	Rigert, Joe, Sr.	G1/ Wayne Gretzky	33	7	0.825
	Bowen, Andy	G3/ Walking the Wire	24	6	0.800
H	Butterworth, Jim	H8/ Bulls Up!	42	9	0.824
	Frederick, Karl	H8/ Bulls Up!	29	8	0.784
	Butterworth, Dan	H8/ Bulls Up!	36	14	0.720



# Spring 2017 RDL Top All-Star Point Averages (by division) (through week 13)

[The top fourteen from each division are listed, but it is certainly mathematically possible that someone else could win with a huge all-star day.]

(Missing statistics: week 12, postponed match of D4 @ D6) (Game minimums required for these listings: 8 fewer than season-long minimums listed for this award on pg4 for teams playing this week; exactly the pg4 mins. for teams with a bye this week; and 16 fewer than the mins. for teams D4 and D6)

<b>"A" Division</b>				<b>ASP</b>	<b>TGP</b>	<b>Ave.</b>	<b>"E" Division</b>				<b>ASP</b>	<b>TGP</b>	<b>Ave.</b>
1	Phillips, Robbie	A1/ This Is Element	114.5	52	2.202	1	Gallagher, Jim	E2/ Coach's Last Stand	44.5	45	0.989		
2	Gauthier, Kyle	A7/ Dead Beats	81.0	47	1.723	2	McNamara, Tim	E7/ Something Inappropriat	31.5	33	0.955		
3	Massengill, Chad	A1/ This Is Element	86.5	52	1.663	3	Jones, Grey	E6/ Red-eye Rangers	33.0	39	0.846		
4	Kramer, John	A1/ This Is Element	63.0	44	1.432	4	Deemer, Randy	E5/ Hump Day!	32.5	43	0.756		
5	Johnson, Michael	A2/ Appetite for Destructior	56.0	41	1.366	5	Maley, Dave	E3/ Sofa Kings	30.0	44	0.682		
6	Tan, Wil	A1/ This Is Element	58.5	44	1.330	6	Alcon, Tony	E3/ Sofa Kings	28.5	43	0.663		
7	Mozzetti, Tim	A2/ Appetite for Destructior	44.5	34	1.309	7	Baldwin, Randy	E5/ Hump Day!	26.5	43	0.616		
8	Work, Joe	A4/ North Raleigh Alliance	66.0	52	1.269	8	Montesi, Chris	E4/ Game of Throws	20.0	33	0.606		
9	Eason, Joel	A3/ Lunatic Fringe	54.5	43	1.267	9	Smelik, Pat	E4/ Game of Throws	24.0	40	0.600		
10	Mitchell, Sid	A2/ Appetite for Destructior	57.0	49	1.163	10	Stacy, Rod	E1/ Shark Shooters	20.0	35	0.571		
11	Stankevich, Scott	A2/ Appetite for Destructior	51.0	44	1.159	11	Haynes, Chris	E7/ Something Inappropriat	15.5	28	0.554		
12	Terry, Bob	A3/ Lunatic Fringe	48.5	43	1.128	12	Hall, Steve	E6/ Red-eye Rangers	13.5	26	0.519		
13	Keller, Tony	A7/ Dead Beats	54.0	48	1.125	13	Munroe, Joe	E1/ Shark Shooters	18.5	39	0.474		
14	Wall, Keith	A8/ Brass Monkeys	55.0	49	1.122	14	Rutten, Pete	E5/ Hump Day!	16.5	39	0.423		
<b>"B" Division</b>				<b>ASP</b>	<b>TGP</b>	<b>Ave.</b>	<b>"F" Division</b>				<b>ASP</b>	<b>TGP</b>	<b>Ave.</b>
1	Carroll, John	B1/ Shaunt Be Shutout	66.0	50	1.320	1	Limerick, Jeremy	F3/ All Flights Matter	25.5	32	0.797		
2	Reitano, Sal	B1/ Shaunt Be Shutout	46.0	42	1.095	2	Roseman, Sean	F2/ Coral Reefers	26.0	34	0.765		
3	Jur, Jess	B2/ Rif Raf	28.0	30	0.933	3	Surber, Dave	F3/ All Flights Matter	32.0	43	0.744		
4	Foushee, Kevin	B1/ Shaunt Be Shutout	44.5	48	0.927	4	Graves, Julie	F5/ Dart Buddies	19.0	29	0.655		
5	Zawrotniak, Joe	B2/ Rif Raf	47.0	51	0.922	5	Vick, Justin	F7/ Don't Hit The Scorekeep	27.5	44	0.625		
6	Watson, Jeff, Jr.	B7/ Kiss My WHAT?!	33.0	39	0.846	6	Smith, Van	F2/ Coral Reefers	21.5	35	0.614		
7	Krasnow, Dave	B8/ Them Handsome Devils	40.0	53	0.755	7	Gardner, Kenn	F3/ All Flights Matter	19.5	35	0.557		
8	Wilson, Chris	B4/ Methodical Madness	36.0	48	0.750	8	Nettesheim, Doug	F7/ Don't Hit The Scorekeep	16.0	30	0.533		
9	Martin, David	B2/ Rif Raf	35.5	49	0.724	9	Robertson, Chris	F3/ All Flights Matter	13.0	25	0.520		
10	Scheppele, Julie	B7/ Kiss My WHAT?!	27.5	41	0.671	10	Watson, Jeff, Sr.	F5/ Dart Buddies	16.5	34	0.485		
11	Howard, Brian	B5/ Shooter McGavin	34.0	53	0.642	11	Seltzer, Josh	F7/ Don't Hit The Scorekeep	21.0	44	0.477		
12	White, J.J.	B3/ Menace 2 Sobriety	32.0	50	0.640	12	Ryan, Sean	F4/ Chatham Street Elite	20.0	43	0.465		
13	O'Bryan, Peter	B2/ Rif Raf	27.5	43	0.640	13	Dehnel, Sebastian	F4/ Chatham Street Elite	14.5	32	0.453		
14	Mayhew, Zak	B6/ Who Gives A Cork?	33.0	52	0.635		Wilkie, Felipe	F3/ All Flights Matter	14.5	32	0.453		
<b>"C" Division</b>				<b>ASP</b>	<b>TGP</b>	<b>Ave.</b>	<b>"G" Division</b>				<b>ASP</b>	<b>TGP</b>	<b>Ave.</b>
1	Healy, Simon	C3/ Dartistic License	56.5	39	1.449	1	Bushman, Brad	G7/ Show Me Your Tips	35.0	40	0.875		
2	Goss, Matt	C5/ Fire For Effect	45.5	40	1.138	2	White, Vic	G6/ Bull Hunters	29.0	34	0.853		
3	Tant, J.J.	C2/ Dysfunctional Outlaws	40.5	44	0.920	3	Bowen, Andy	G3/ Walking the Wire	24.5	30	0.817		
4	Cashin, Jeff	C8/ Never Trust a Dart	31.5	35	0.900	4	Rigert, Joe, Sr.	G1/ Wayne Gretzky	31.5	40	0.788		
5	Krestalude, Andy	C4/ The Bunkers	38.0	44	0.864	5	Jefferys, Lee	G6/ Bull Hunters	28.0	36	0.778		
6	Bennett, Will	C3/ Dartistic License	42.0	52	0.808	6	Rigert, Joe, Jr.	G1/ Wayne Gretzky	17.5	31	0.565		
7	Vance, Hugh	C3/ Dartistic License	34.0	52	0.654	7	Lane, Bob	G7/ Show Me Your Tips	21.0	39	0.538		
8	Michaud, Jason	C3/ Dartistic License	25.0	41	0.610	8	Bumpass, Mike	G6/ Bull Hunters	18.5	35	0.529		
9	Clark, Dan	C2/ Dysfunctional Outlaws	26.0	43	0.605	9	Stark, Parker	G3/ Walking the Wire	12.0	24	0.500		
10	Long, Gary	C7/ Mike's Garage	30.5	51	0.598	10	Therrien, Dan	G1/ Wayne Gretzky	16.0	34	0.471		
11	Adams, Brad	C8/ Never Trust a Dart	18.5	32	0.578	11	Millius, Mike	G4/ Is It In?	16.5	36	0.458		
12	Hoyt, Chris	C1/ Cheap Shots	29.0	52	0.558	12	White, John	G3/ Walking the Wire	17.0	40	0.425		
13	Toolan, Chris	C6/ Big Bulls	29.0	52	0.558	13	Murphy, Tom	G4/ Is It In?	13.5	32	0.422		
14	Knight, Tim	C7/ Mike's Garage	18.0	34	0.529	14	Freimark, Thomas	G7/ Show Me Your Tips	16.0	40	0.400		
<b>"D" Division</b>				<b>ASP</b>	<b>TGP</b>	<b>Ave.</b>	<b>"H" Division</b>				<b>ASP</b>	<b>TGP</b>	<b>Ave.</b>
1	Winters, Tom	D5/ Dynamic Darts	42.0	38	1.105	1	Butterworth, Jim	H8/ Bulls Up!	36.0	51	0.706		
2	Bither, Dana	D7/ We've Got Big Bulls	30.5	29	1.052	2	Cominole, Jeremy	H2/ Irish Ton	27.0	52	0.519		
3	Trefzger, Ken	D2/ One Armed Bandits	43.0	48	0.896	3	Frederick, Karl	H8/ Bulls Up!	19.0	37	0.514		
4	Simpson, Aden	D1/ Armed and Hammered	39.5	45	0.878	4	Brownd, Anthony	H1/ Chalker's Nightmare	26.5	52	0.510		
5	Shengulette, Jerry	*D6/ Bullseye Brewers	18.5	26	0.712	5	Lawrence, Jonathan	H4/ Chalk it Up	20.5	42	0.488		
6	Snyder, Mike	*D6/ Bullseye Brewers	25.5	38	0.671	6	Shirey, Anthony	H3/ Ballistic Behavior	21.0	45	0.467		
7	Merkle, Patrick	D7/ We've Got Big Bulls	28.5	44	0.648	7	McNamara, Ken	H4/ Chalk it Up	20.5	45	0.456		
8	Richardson, Shane	D2/ One Armed Bandits	24.5	39	0.628	8	Rossbach, Mark	H2/ Irish Ton	25.0	56	0.446		
9	Madey, Ryan	D7/ We've Got Big Bulls	27.0	44	0.614	9	Borgna, Andrew	H6/ Tips & Shafts	22.0	50	0.440		
10	Tuffillaro, Lou	D7/ We've Got Big Bulls	22.0	39	0.564	10	Phillips, Josh	H3/ Ballistic Behavior	22.0	52	0.423		
11	Long, Steve	D3/ Ted's DeploraBull Emp	17.0	31	0.548	11	Lisk, Jon	H6/ Tips & Shafts	21.0	53	0.396		
12	Litzsinger, Mike	*D6/ Bullseye Brewers	20.0	37	0.541	12	Suan, John	H5/ Brown's Bombers	19.5	51	0.382		
13	Jenkins, John	D1/ Armed and Hammered	14.5	27	0.537	13	Perkins, Heath	H2/ Irish Ton	11.0	32	0.344		
14	Iager, John	*D6/ Bullseye Brewers	16.5	32	0.516	14	Murphy, James	H5/ Brown's Bombers	13.0	38	0.342		

<b>Women's Records</b>				<b>ASP</b>	<b>TGP</b>	<b>Ave.</b>
B	Scheppele, Julie	B7/ Kiss My WHAT?!	27.5	41	0.671	
B	Taylor, Tisha	B7/ Kiss My WHAT?!	19.0	40	0.475	
C	Hartmann, Erin	C4/ The Bunkers	20.0	44	0.455	
C	Blackwelder, Deboral	C5/ Fire For Effect	17.5	42	0.417	
D	Hulse, Lura	D1/ Armed and Hammered	6.0	25	0.240	
D	Jackson, Kelly	D5/ Dynamic Darts	7.5	34	0.221	
E	Mitchell, Liz	E1/ Shark Shooters	9.0	32	0.281	
-	-	-	-	-	-	

(# of women by division: A-0, B-7, C-5, D-5, E-4, F-6, G-5, H-17)						
F	Graves, Julie	F5/ Dart Buddies	19.0	29	0.655	
F	Massengill, Devin	F5/ Dart Buddies	9.0	36	0.250	
G	Voorhees, Cindy	G2/ All About That Bull	13.5	37	0.365	
G	Gaines, Lauren	G1/ Wayne Gretzky	12.0	41	0.293	
H	Kincaid, Lisa	H1/ Chalker's Nightmare	13.0	43	0.302	
H	Boutieller, Tina	H1/ Chalker's Nightmare	10.5	38	0.276	
H	Coogan, Beth	H7/ Just A Bit Outside	8.5	34	0.250	
H	Borgna, Denise	H6/ Tips & Shafts	8.0	36	0.222	



	Singles		Singles		Singles		Singles Win		Doubles		Doubles		Doubles Win		Sngls + Dbls		Sngls + Dbls		Tiebreaker Ws		Tiebreaker Ls		All-Star Points		Games Played		All-Star Point Average		Matches Played	
	301		Cricke		Record	%-age	Cricke		501		Record	%-age	Record		Record	Win %-age									Average					
<b>B1/ Shaunt Be Shutout</b>	52	26	55	23	107	49	0.686	27	12	25	14	52	26	0.667	211	101	0.676	0	0	262.5	312	0.841								
B 10 Maccini, Billy	1	5	2	5	3	10	0.231	5	1	6	2	11	3	0.786	14	13	0.519	0	0	21.0	27	0.778	8							
B 11 Reitano, Sal	5	2	10	2	15	4	0.789	7	4	11	1	18	5	0.783	33	9	0.786	0	0	46.0	42	1.095	12							
B 12 Bradshaw, Rick	8	1	5	3	13	4	0.765	2	2	3	4	5	6	0.455	18	10	0.643	0	0	17.0	28	0.607	9							
B 13 Jobe, C.J.	7	4	5	1	12	5	0.706	5	5	4	4	9	9	0.500	21	14	0.600	0	0	17.5	35	0.500	11							
B 14 Wright, Tyler	6	4	10	2	16	6	0.727	7	3	5	5	12	8	0.600	28	14	0.667	0	0	26.0	42	0.619	12							
B 15 Foushee, Eugene	7	4	6	3	13	7	0.650	7	3	4	6	11	9	0.550	24	16	0.600	0	0	24.5	40	0.613	12							
B 16 Foushee, Kevin	9	2	6	5	15	7	0.682	10	4	10	2	20	6	0.769	35	13	0.729	0	0	44.5	48	0.927	13							
B 17 Carroll, John "JC"	9	4	11	2	20	6	0.769	11	2	7	4	18	6	0.750	38	12	0.760	0	0	66.0	50	1.320	13							
<b>B2/ Rif Raf</b>	43	35	41	37	84	72	0.538	23	16	21	18	44	34	0.564	172	140	0.551	0	0	177.5	312	0.569								
B 20 Gaertner, Brian	3	9	0	7	3	16	0.158	2	4	5	4	7	8	0.467	10	24	0.294	0	0	2.5	34	0.074	11							
B 21 St. Clair, Matt	5	5	1	6	6	11	0.353	8	2	5	5	13	7	0.650	19	18	0.514	0	0	12.5	37	0.338	11							
B 22 Jur, Jess	6	0	7	1	13	1	0.929	5	3	7	1	12	4	0.750	25	5	0.833	0	0	28.0	30	0.933	8							
B 23 Horger, Dennis	0	4	4	3	4	7	0.364	5	2	4	4	9	6	0.600	13	13	0.500	0	0	11.0	26	0.423	8							
B 24 Martin, David	9	2	9	4	18	6	0.750	8	4	7	6	15	10	0.600	33	16	0.673	0	0	35.5	49	0.724	13							
B 25 Zawrotniak, Joe	9	4	11	2	20	6	0.769	10	3	5	7	15	10	0.600	35	16	0.686	0	0	47.0	51	0.922	13							
B 26 O'Bryan, Peter	8	4	6	4	14	8	0.636	4	7	5	5	9	12	0.429	23	20	0.535	0	0	27.5	43	0.640	12							
B 27 Vincent, Daniel	2	2	0	3	2	5	0.286	0	2	1	1	1	3	0.250	3	8	0.273	0	0	0.0	11	0.000	4							
B 28 Crowe, Jason	1	5	3	7	4	12	0.250	4	5	3	3	7	8	0.467	11	20	0.355	0	0	13.5	31	0.435	10							
<b>B3/ Menace 2 Sobriety</b>	34	44	35	43	69	87	0.442	20	19	20	19	40	38	0.513	149	163	0.478	0	0	125.5	312	0.402								
B 30 Johnson, Dave	4	7	9	4	13	11	0.542	7	6	9	4	16	10	0.615	29	21	0.580	0	0	30.5	50	0.610	13							
B 31 Bouchard, Keith	2	6	4	6	6	12	0.333	6	4	7	3	13	7	0.650	19	19	0.500	0	0	17.5	38	0.461	11							
B 32 White, J.J.	4	8	8	5	12	13	0.480	8	5	8	4	16	9	0.640	28	22	0.560	0	0	32.0	50	0.640	13							
B 33 Staley, Shawn	6	5	0	1	6	6	0.500	1	3	3	9	4	12	0.250	10	18	0.357	0	0	3.0	28	0.107	12							
B 34 Polenz, Steve	6	3	5	6	11	9	0.550	4	5	3	5	7	10	0.412	18	19	0.486	0	0	14.5	37	0.392	11							
B 35 Price, Brady	5	4	5	6	10	10	0.500	6	4	6	4	12	8	0.600	22	18	0.550	0	0	10.0	40	0.250	11							
B 36 McCartney, Eric	2	3	1	6	3	9	0.250	5	6	1	4	6	10	0.375	9	19	0.321	0	0	9.5	28	0.339	11							
B 37 Patel, Sam	2	5	0	8	2	13	0.133	0	2	1	3	1	5	0.167	3	18	0.143	0	0	2.0	21	0.095	12							
B 38 Kareiva, Keith	0	0	0	0	0	0	---	0	0	0	0	0	0	---	0	0	---	0	0	0.0	0	---	0							
B 39 Neiswonger, Mark	3	3	3	1	6	4	0.600	3	3	2	2	5	5	0.500	11	9	0.550	0	0	6.5	20	0.325	6							
<b>B4/ Methodical Madness</b>	38	40	41	37	79	77	0.506	19	20	18	21	37	41	0.474	153	159	0.490	0	0	155.5	312	0.498								
B 40 Venable, Mike	3	10	2	6	5	16	0.238	6	4	6	7	12	11	0.522	17	27	0.386	0	0	17.0	44	0.386	13							
B 41 Neill, Greg	5	6	4	5	9	11	0.450	5	4	6	5	11	9	0.550	20	20	0.500	0	0	21.0	40	0.525	11							
B 42 Stephenson, Scott	2	3	3	4	5	7	0.417	1	4	3	4	4	8	0.333	9	15	0.375	0	0	13.5	24	0.563	7							
B 43 Wilson, John	4	2	6	1	10	3	0.769	4	3	5	1	9	4	0.692	19	7	0.731	0	0	17.5	26	0.673	7							
B 44 Collins, Craig	4	5	7	4	11	9	0.550	2	7	5	4	7	11	0.389	18	20	0.474	0	0	10.5	38	0.276	11							
B 45 O'Neal, Chris	5	6	2	7	7	13	0.350	5	7	2	7	7	14	0.333	14	27	0.341	0	0	11.0	41	0.268	12							
B 46 Stewart, Pete	7	2	7	5	14	7	0.667	6	5	4	6	10	11	0.476	24	18	0.571	0	0	24.0	42	0.571	12							
B 47 Citrak, Sheldon	1	1	1	1	2	2	0.500	3	0	1	1	4	1	0.800	6	3	0.667	0	0	5.0	9	0.556	3							
B 48 Wilson, Chris	7	5	9	4	16	9	0.640	6	6	4	7	10	13	0.435	26	22	0.542	0	0	36.0	48	0.750	12							
<b>B5/ Shooter McGavin</b>	29	48	32	45	61	93	0.396	13	26	24	15	37	41	0.474	135	175	0.435	0	0	136.5	310	0.440								
B 50 Sautter, Don	6	5	6	5	12	10	0.545	4	7	6	5	10	12	0.455	22	22	0.500	0	0	19.5	44	0.443	11							
B 51 Knott, Ronnie	8	5	10	3	18	8	0.692	7	6	11	2	18	8	0.692	36	16	0.692	0	0	28.0	52	0.538	13							
B 52 Knott, Ryan	3	10	4	9	7	19	0.269	3	12	7	6	10	18	0.357	17	37	0.315	0	0	19.5	54	0.361	13							
B 53 Schon, Chris	3	11	3	11	6	22	0.214	1	12	6	9	7	21	0.250	13	43	0.232	0	0	24.0	56	0.429	13							
B 54 Howard, Brian	9	4	8	5	17	9	0.654	9	5	10	3	19	8	0.704	36	17	0.679	0	0	34.0	53	0.642	13							
B 55 Demler, John	0	13	1	12	1	25	0.038	2	10	8	5	10	15	0.400	11	40	0.216	0	0	11.5	51	0.225	12							
<b>B6/ Who Gives A Cork?</b>	31	47	29	49	60	96	0.385	18	21	9	30	27	51	0.346	114	198	0.365	0	6	132.0	312	0.423								
B 60 Knight, Maridy	0	0	0	0	0	0	---	0	0	0	0	0	0	---	0	0	---	0	0	0.0	0	---	0							
B 61 Ackerman, Travis	0	1	0	1	0	2	0.000	1	0	1	0	2	0	1.000	2	2	0.500	0	0	1.0	4	0.250	1							
B 62 Cotton, Barbara	2	9	0	9	2	18	0.100	4	6	1	9	5	15	0.250	7	33	0.175	0	1	8.5	40	0.213	11							
B 63 Grubb, Ed	3	3	3	3	6	6	0.500	2	4	0	6	2	10	0.167	8	16	0.333	0	0	11.5	24	0.479	6							
B 64 Hamilton, Dawn	5	7	2	11	7	18	0.280	7	5	2	9	9	14	0.391	16	32	0.333	0	1	14.0	48	0.292	12							
B 65 Jeffcoat, Angela	4	10	3	10	7	20	0.259	5	7	3	10	8	17	0.320	15	37	0.288	0	1	15.5	52	0.298	13							
B 66 Mayhew, Zak	5	7	7	6	12	13	0.480	8	5	6	8	14	13	0.519	26	26	0.500	0	1	33.0	52	0.635	13							
B 67 Schmaus, Darren	8	4	6	6	14	10	0.583	4	8	4	8	8	16	0.333	22	26	0.458	0	1	23.0	48	0.479	12							
B 68 Yang, Rob	4	6	8	3	12	9	0.571	5	7	1	10	6	17	0.261	18	26	0.409	0	1	25.5	44	0.580	11							
<b>B7/ Kiss My WHAT?!</b>	38	40	40	38	78	78	0.500	18	21	18	21	36	42	0.462	150	162	0.481	7	0	203.0	312	0.651								
B 70 Scheppele, Julie	4	9	6	5	10	14	0.417	3	8	3	3	6	11	0.353	16	25	0.390	1	0	27.5	41	0.671	13							
B 71 Naylor, Dan	4	0	3	1	7	1	0.875	3																						

	Singles		Singles		Singles		Singles Win		Doubles		Doubles		Doubles Win		Sngls + Dbls		Sngls + Dbls		Tiebreaker Ws		Tiebreaker Ls		All-Star Points	Games Played	All-Star Point Average	Matches Played
	301	301	Cricke	Cricke	Record	Record	%-age	%-age	Cricke	Cricke	Record	Record	%-age	%-age	Record	Record	Win %-age	Win %-age	Ws	Ws	Ls	Ls				
<b>C1/ Cheap Shots</b>	38	40	38	40	76	80	0.487		17	22	26	13	43	35	0.551	162	150	0.519	5	11	129.0	312	0.413			
C 10 Buckman, Dave	5	4	7	5	12	9	0.571		4	8	11	2	15	10	0.600	27	19	0.587	1	2	7.5	46	0.163	12		
C 11 Burney, Gary	6	6	1	10	7	16	0.304		3	9	3	4	6	13	0.316	13	29	0.310	1	2	9.5	42	0.226	11		
C 12 Hindle, Mikey	9	5	8	7	17	12	0.586		6	7	6	7	12	14	0.462	29	26	0.527	1	2	22.5	55	0.409	13		
C 13 Hall, Josh	8	4	9	3	17	7	0.708		8	4	10	4	18	8	0.692	35	15	0.700	1	1	22.5	50	0.450	12		
C 14 James, Bob	5	5	7	2	12	7	0.632		3	6	7	2	10	8	0.556	22	15	0.595	0	2	13.5	37	0.365	9		
C 15 Witz, Steve	0	3	1	3	1	6	0.143		3	2	3	2	6	4	0.600	7	10	0.412	0	0	13.0	17	0.765	5		
C 16 Hoyt, Chris	4	10	4	8	8	18	0.308		6	7	8	5	14	12	0.538	22	30	0.423	1	2	29.0	52	0.558	12		
C 17 Bemis, Matt	1	3	1	2	2	5	0.286		1	1	4	0	5	1	0.833	7	6	0.538	0	0	11.5	13	0.885	4		
<b>C2/ Dysfunctional Outlaws</b>	28	44	35	37	63	81	0.438		15	21	16	20	31	41	0.431	125	163	0.434	6	0	133.5	288	0.464			
C 20 Smith, Brian	7	4	3	8	10	12	0.455		4	7	4	5	8	12	0.400	18	24	0.429	1	0	15.0	42	0.357	11		
C 21 Steppe, Mike	4	5	3	6	7	11	0.389		3	8	7	4	10	12	0.455	17	23	0.425	1	0	15.5	40	0.388	11		
C 22 Tant, J.J.	3	8	7	4	10	12	0.455		8	3	7	4	15	7	0.682	25	19	0.568	1	0	40.5	44	0.920	11		
C 23 Talley, Gray	1	7	0	4	1	11	0.083		0	3	2	5	2	8	0.200	3	19	0.136	0	0	2.0	22	0.091	9		
C 24 Raymond, Ryan	4	6	4	5	8	11	0.421		3	5	3	5	6	10	0.375	14	21	0.400	1	0	13.5	35	0.386	10		
C 25 Clark, Dan	5	5	8	3	13	8	0.619		9	3	3	7	12	10	0.545	25	18	0.581	1	0	26.0	43	0.605	12		
C 26 Peterson, Chris	3	5	5	5	8	10	0.444		2	9	5	5	7	14	0.333	15	24	0.385	1	0	15.0	39	0.385	12		
C 27 Fraleigh, Brent	1	4	5	2	6	6	0.500		1	4	1	5	2	9	0.182	8	15	0.348	0	0	6.0	23	0.261	8		
<b>C3/ Dartistic License</b>	47	31	52	26	99	57	0.635		27	12	26	13	53	25	0.679	205	107	0.657	0	6	209.0	312	0.670			
C 30 Denton, Fon	8	5	5	8	13	13	0.500		11	2	11	2	22	4	0.846	35	17	0.673	0	1	22.0	52	0.423	13		
C 31 Bennett, Will	11	2	11	2	22	4	0.846		11	2	11	2	22	4	0.846	44	8	0.846	0	1	42.0	52	0.808	13		
C 32 Vance, Hugh	8	5	10	3	18	8	0.692		7	6	10	3	17	9	0.654	35	17	0.673	0	1	34.0	52	0.654	13		
C 33 McCredie, Bob	1	1	0	1	1	2	0.333		0	1	0	1	0	2	0.000	1	4	0.200	0	0	0.0	5	0.000	3		
C 34 Jimenez, Eduardo	4	6	4	5	8	11	0.421		3	4	6	6	9	10	0.474	17	21	0.447	0	1	13.5	38	0.355	13		
C 35 Dean, Jay	0	2	8	2	8	4	0.667		6	4	2	2	8	6	0.571	16	10	0.615	0	1	16.0	26	0.615	10		
C 36 Michaud, Jason	5	6	4	4	9	10	0.474		7	3	5	7	12	10	0.545	21	20	0.512	0	0	25.0	41	0.610	12		
C 37 Greninger, Frank	0	4	0	1	0	5	0.000		1	0	0	1	1	1	0.500	1	6	0.143	0	0	0.0	7	0.000	4		
C 38 Healy, Simon	10	0	10	0	20	0	1.000		8	2	7	2	15	4	0.789	35	4	0.897	0	1	56.5	39	1.449	10		
<b>C4/ The Bunkers</b>	38	34	38	34	76	68	0.528		21	15	16	20	37	35	0.514	150	138	0.521	0	6	138.5	288	0.481			
C 40 Hartmann, Erin	7	4	4	7	11	11	0.500		6	5	5	6	11	11	0.500	22	22	0.500	0	1	20.0	44	0.455	11		
C 41 Hartmann, Pete	4	7	5	6	9	13	0.409		6	5	4	7	10	12	0.455	19	25	0.432	0	1	15.5	44	0.352	11		
C 42 Krestalude, Andy	9	2	7	4	16	6	0.727		7	4	7	4	14	8	0.636	30	14	0.682	0	1	38.0	44	0.864	11		
C 43 Cuevas, Louie	6	6	4	8	10	14	0.417		7	6	8	5	15	11	0.577	25	25	0.500	0	1	18.0	50	0.360	12		
C 44 Martinez, Vince	6	6	7	5	13	11	0.542		9	3	4	8	13	11	0.542	26	22	0.542	0	1	23.5	48	0.490	12		
C 45 Holly, Mike	5	7	10	2	15	9	0.625		7	5	4	8	11	13	0.458	26	22	0.542	0	1	21.5	48	0.448	12		
C 46 Merriam, Tim	0	0	0	0	0	0	---		0	0	0	0	0	0	---	0	0	---	0	0	0.0	0	---	0		
C 47 Dudley, Robert	1	2	1	2	2	4	0.333		0	2	0	2	0	4	0.000	2	8	0.200	0	0	2.0	10	0.200	2		
<b>C5/ Fire For Effect</b>	36	42	35	43	71	85	0.455		21	18	18	21	39	39	0.500	149	163	0.478	13	5	153.5	312	0.492			
C 50 Guenther, George	8	3	4	5	12	8	0.600		4	4	4	6	8	10	0.444	20	18	0.526	2	0	16.0	38	0.421	11		
C 51 Gabry, Greg	3	3	2	5	5	8	0.385		4	3	2	5	6	8	0.429	11	16	0.407	0	1	9.0	27	0.333	9		
C 52 Kilsdonk, Kris	8	4	5	7	13	11	0.542		5	5	5	6	10	11	0.476	23	22	0.511	2	1	17.5	45	0.389	12		
C 53 Brody, Kevin	2	4	3	2	5	6	0.455		5	3	3	3	8	6	0.571	13	12	0.520	2	1	16.5	25	0.660	7		
C 54 Blackwelder, Deborah	4	8	5	4	9	12	0.429		6	5	4	6	10	11	0.476	19	23	0.452	2	1	17.5	42	0.417	12		
C 55 Goss, Matt	5	4	7	4	12	8	0.600		7	3	6	4	13	7	0.650	25	15	0.625	1	0	45.5	40	1.138	11		
C 56 Blackwelder, Allyson	0	3	0	8	0	11	0.000		3	6	2	3	5	9	0.357	5	20	0.200	1	0	5.5	25	0.220	9		
C 57 Hunsberger, Jim	2	4	2	4	4	8	0.333		1	3	2	3	3	6	0.333	7	14	0.333	1	0	11.0	21	0.524	7		
C 58 Preciado, Amanda	4	9	7	4	11	13	0.458		7	4	8	6	15	10	0.600	26	23	0.531	2	1	15.0	49	0.306	13		
<b>C6/ Big Bulls</b>	39	33	37	35	76	68	0.528		21	15	17	19	38	34	0.528	152	136	0.528	0	7	113.5	288	0.394			
C 60 Toolan, Chris	6	6	7	4	13	10	0.565		9	6	6	8	15	14	0.517	28	24	0.538	0	1	29.0	52	0.558	12		
C 61 Reinert, Kevin	2	7	5	5	7	12	0.368		7	3	3	7	10	10	0.500	17	22	0.436	0	1	16.0	39	0.410	10		
C 62 Fitzgerald, Dennis	8	2	6	4	14	6	0.700		7	3	5	6	12	9	0.571	26	15	0.634	0	1	14.5	41	0.354	10		
C 63 Talton, Chris	7	4	5	4	12	8	0.600		4	6	4	6	8	12	0.400	20	20	0.500	0	1	7.5	40	0.188	10		
C 64 Flanagan, Stephen	6	4	5	5	11	9	0.550		6	4	7	2	13	6	0.684	24	15	0.615	0	1	20.0	39	0.513	11		
C 65 McWhorter, Mike	4	3	6	2	10	5	0.667		5	2	3	4	8	6	0.571	18	11	0.621	0	1	12.0	29	0.414	8		
C 66 Womble, Kenny	1	0	0	1	1	1	0.500		0	1	0	1	0	2	0.000	1	3	0.250	0	0	0.0	4	0.000	1		
C 67 Golub, Greg	5	7	3	10	8	17	0.320		4	5	6	4	10	9	0.526	18	26	0.409	0	1	14.5	44	0.330	11		
<b>C7/ Mike's Garage</b>	41	37	39	39	80	76	0.513		14	25	20	19	34	44	0.436	148	164	0.474	0	0	133.5	312	0.428			
C 70 Gardner, Mike	6	6	5	4	11	10	0.524		3	8	5	3	8	11	0.421	19	21	0.475	0	0	10.5	40	0.263	13		
C 71 Reece, Robert	6	5	1	0	7	5	0.583		2	5	5	5	7	10	0.412	14	15	0.483	0	0	3.0	29	0.103	12		
C 72 Long, Gary	9	4	9	4	18	8	0.692		7	6	4	8	11	14	0.440	29	22	0.569	0	0	30.5	51	0.598	13		
C 73 Gilyardi, Ernie	3	2	4	2	7	4	0.636		3	3	3	2	6	5	0.545	13	9	0.591	0	0	15.0	22	0.682	6		
C 74 Knight, Tim	5	2	2	7	7	9	0.438		1	7	5	5	6	12	0.333	13	21	0.382	0	0	18.0	34	0.529	11		
C 75 Ellington, Dave	2	3	3	5	5	8	0.385		3	2	4	6	7	8	0.467	12	16	0.429	0	0	9.0	28	0.321	12		
C 76 Morin, Deane "Dino"	2	3	5	6	7	9	0.438		1	7	3	3	4	10	0.286	11	19	0.367	0	0	12.5	30	0.417	13		
C 77 Williams, Denny	3																									

	Singles 301	Singles Cricket	Singles Record	Singles Win %-age	Doubles Cricket	Doubles 501	Doubles Record	Doubles Win %-age	Sngls + Dbls Record	Sngls + Dbls Win %-age	Tiebreaker Ws	Tiebreaker Ls	All-Star Points	Games Played	All-Star Point Average	Matches Played
(Missing statistics: week 12, postponed match of D4 @ D6)																
D1/ Armed and Hammered	36 30	38 28	74 58	0.561	19 14	18 15	37 29	0.561	148 116	0.561	0 0	132.0	264	0.500		
D 10 Simpson, David	7 4	5 5	12 9	0.571	3 7	4 5	7 12	0.368	19 21	0.475	0 0	20.0	40	0.500	11	
D 11 Simpson, Aden	10 3	9 2	19 5	0.792	6 5	8 2	14 7	0.667	33 12	0.733	0 0	39.5	45	0.878	11	
D 12 Simpson, Tyler	5 6	5 7	10 13	0.435	8 4	7 4	15 8	0.652	25 21	0.543	0 0	18.0	46	0.391	11	
D 13 Jenkins, John	3 4	7 1	10 5	0.667	6 2	3 1	9 3	0.750	19 8	0.704	0 0	14.5	27	0.537	7	
D 14 Hulse, Lura	3 5	2 4	5 9	0.357	2 0	6 3	8 3	0.727	13 12	0.520	0 0	6.0	25	0.240	8	
D 15 diLorenzo, Ethan	3 3	3 2	6 5	0.545	6 3	1 8	7 11	0.389	13 16	0.448	0 0	8.5	29	0.293	9	
D 16 Thompson, Barry	1 5	5 5	6 10	0.375	4 6	6 4	10 10	0.500	16 20	0.444	0 0	15.5	36	0.431	10	
D 17 Macias, Anthony	4 0	2 2	6 2	0.750	3 1	1 3	4 4	0.500	10 6	0.625	0 0	10.0	16	0.625	4	
D2/ One Armed Bandits	35 37	36 36	71 73	0.493	20 16	19 17	39 33	0.542	149 139	0.517	6 7	132.0	288	0.458		
D 20 Kiser, Lyman	2 6	1 3	3 9	0.250	3 2	5 6	8 8	0.500	11 17	0.393	1 1	3.5	28	0.125	11	
D 21 Richardson, Shane	4 5	5 5	9 10	0.474	6 4	5 5	11 9	0.550	20 19	0.513	1 1	24.5	39	0.628	10	
D 22 White, Jim	2 7	7 4	9 11	0.450	3 7	4 7	7 14	0.333	16 25	0.390	1 1	15.0	41	0.366	11	
D 23 Caldwell, Greg	4 5	3 6	7 11	0.389	7 2	7 2	14 4	0.778	21 15	0.583	1 1	13.0	36	0.361	9	
D 24 Moore, Chris	1 2	0 8	1 10	0.091	2 2	2 2	4 4	0.500	5 14	0.263	0 0	5.0	19	0.263	8	
D 25 Lewis, Dave	4 6	2 4	6 10	0.375	4 6	1 2	5 8	0.385	11 18	0.379	0 1	6.0	29	0.207	10	
D 26 Murphy, Phil	8 4	9 3	17 7	0.708	6 6	5 7	11 13	0.458	28 20	0.583	1 1	22.0	48	0.458	12	
D 27 Trefzger, Ken	10 2	9 3	19 5	0.792	9 3	9 3	18 6	0.750	37 11	0.771	1 1	43.0	48	0.896	12	
D3/ Ted's DeploraBull Emporium	28 38	24 42	52 80	0.394	10 23	15 18	25 41	0.379	102 162	0.386	0 7	95.0	264	0.360		
D 30 Thomas, Jason	2 1	4 0	6 1	0.857	3 2	3 2	6 4	0.600	12 5	0.706	0 1	16.5	17	0.971	5	
D 31 Thomas, Joe "Antique"	7 4	2 9	9 13	0.409	4 7	4 7	8 14	0.364	17 27	0.386	0 1	16.0	44	0.364	11	
D 32 Long, Steve	5 3	5 3	10 6	0.625	3 5	3 4	6 9	0.400	16 15	0.516	0 1	17.0	31	0.548	9	
D 33 Stanley, Raymond	2 7	2 6	4 13	0.235	1 8	5 3	6 11	0.353	10 24	0.294	0 1	5.0	34	0.147	9	
D 34 Fisher, Nate	4 7	3 8	7 15	0.318	2 8	1 7	3 15	0.167	10 30	0.250	0 1	13.5	40	0.338	11	
D 35 Howley, John	2 3	3 5	5 8	0.385	4 4	3 4	7 8	0.467	12 16	0.429	0 0	7.5	28	0.268	8	
D 36 Nivers, Jim	1 8	0 5	1 13	0.071	0 4	5 4	5 8	0.385	6 21	0.222	0 1	3.0	27	0.111	9	
D 37 McEwen, William	5 5	5 6	10 11	0.476	3 8	6 5	9 13	0.409	19 24	0.442	0 1	16.5	43	0.384	11	
D 38 Side, Eric	0 0	0 0	0 0	---	0 0	0 0	0 0	---	0 0	---	0 0	0.0	0	---	0	
* D4/ Sharky's Machine	29 31	28 32	57 63	0.475	14 16	16 14	30 30	0.500	117 123	0.488	13 0	87.0	240	0.363		
* D 40 Allison, Frank	2 8	8 2	10 10	0.500	6 4	3 7	9 11	0.450	19 21	0.475	2 0	18.5	40	0.463	10	
* D 41 Fink, Scott	4 5	2 6	6 11	0.353	3 6	6 3	9 9	0.500	15 20	0.429	2 0	6.0	35	0.171	9	
* D 42 Bateman, Jimmy	7 3	5 4	12 7	0.632	6 3	5 4	11 7	0.611	23 14	0.622	2 0	13.5	37	0.365	9	
* D 43 Schaefer, Dan	2 3	2 3	4 6	0.400	1 4	1 2	2 6	0.250	6 12	0.333	1 0	6.0	18	0.333	5	
* D 44 Borgia, Pete	7 2	5 5	12 7	0.632	3 6	4 7	7 13	0.350	19 20	0.487	2 0	15.5	39	0.397	9	
* D 45 Kruger, Lonny	5 3	3 6	8 9	0.471	6 4	6 4	12 8	0.600	20 17	0.541	2 0	11.5	37	0.311	10	
* D 46 Barrett, Darren	2 7	3 6	5 13	0.278	3 5	7 1	10 6	0.625	15 19	0.441	2 0	16.0	34	0.471	9	
D5/ Dynamic Darts	29 37	26 40	55 77	0.417	9 24	11 22	20 46	0.303	95 169	0.360	0 7	106.5	264	0.403		
D 50 Jackson, Kelly	4 6	2 5	6 11	0.353	1 8	2 6	3 14	0.176	9 25	0.265	0 1	7.5	34	0.221	10	
D 51 Jackson, Barry	1 1	1 1	2 2	0.500	0 2	1 1	1 3	0.250	3 5	0.375	0 0	5.0	8	0.625	2	
D 52 Dzengeleski, Jimmy	3 7	5 6	8 13	0.381	2 9	3 8	5 17	0.227	13 30	0.302	0 1	14.5	43	0.337	11	
D 53 Dzengeleski, Julie	2 2	0 4	2 6	0.250	0 3	1 3	1 6	0.143	3 12	0.200	0 0	4.0	15	0.267	5	
D 54 Murdock, Jim "Doc"	6 3	2 7	8 10	0.444	2 6	1 6	3 12	0.200	11 22	0.333	0 1	11.5	33	0.348	10	
D 55 Winters, Tom "Tiny"	9 1	8 1	17 2	0.895	5 5	6 3	11 8	0.579	28 10	0.737	0 1	42.0	38	1.105	10	
D 56 Welborn, Tim	4 4	4 4	8 8	0.500	3 5	2 6	5 11	0.313	13 19	0.406	0 1	9.0	32	0.281	9	
D 57 McFadden, Kevin	0 5	4 4	4 9	0.308	5 3	3 5	8 8	0.500	12 17	0.414	0 1	9.5	29	0.328	8	
D 58 Martin, George	0 5	0 5	0 10	0.000	0 4	2 3	2 7	0.222	2 17	0.105	0 1	3.5	19	0.184	8	
D 59 Smith, Eric	0 3	0 3	0 6	0.000	0 3	1 3	1 6	0.143	1 12	0.077	0 0	0.0	13	0.000	4	
* D6/ Bullseye Brewers	32 28	34 26	66 54	0.550	19 11	15 15	34 26	0.567	134 106	0.558	9 7	113.0	240	0.471		
* D 60 McCartney, Joe	6 3	5 3	11 6	0.647	5 5	5 4	10 9	0.526	21 15	0.583	1 1	15.0	36	0.417	9	
* D 61 Litzsinger, Mike	7 2	6 4	13 6	0.684	7 2	3 6	10 8	0.556	23 14	0.622	1 1	20.0	37	0.541	10	
* D 62 Kemp, Louis	1 5	1 2	2 7	0.222	0 1	4 4	4 5	0.444	6 12	0.333	1 1	2.0	18	0.111	8	
* D 63 Veith, Matt	3 2	2 3	5 5	0.500	3 2	4 2	7 4	0.636	12 9	0.571	1 0	6.5	21	0.310	6	
* D 64 Iager, John	2 5	6 3	8 8	0.500	6 2	3 5	9 7	0.563	17 15	0.531	1 1	16.5	32	0.516	9	
* D 65 Snyder, Mike	7 3	7 3	14 6	0.700	7 3	4 4	11 7	0.611	25 13	0.658	1 1	25.5	38	0.671	10	
* D 66 Snyder, Gary	1 4	1 7	2 11	0.154	6 4	3 3	9 7	0.563	11 18	0.379	1 1	9.0	29	0.310	10	
* D 67 Shenguletto, Jerry	5 2	6 1	11 3	0.786	4 3	3 2	7 5	0.583	18 8	0.692	1 1	18.5	26	0.712	7	
* D 68 Snyder, Jen	0 2	0 0	0 2	0.000	0 0	1 0	1 0	1.000	1 2	0.333	1 0	0.0	3	0.000	2	
D7/ We've Got Big Bulls	39 27	42 24	81 51	0.614	23 10	20 13	43 23	0.652	167 97	0.633	0 0	141.0	264	0.534		
D 70 Robertson, Phil	6 6	6 5	12 11	0.522	4 7	5 5	9 12	0.429	21 23	0.477	0 0	14.0	44	0.318	11	
D 71 Carter, Kevin	3 2	2 4	5 6	0.455	2 4	2 3	4 7	0.364	9 13	0.409	0 0	13.0	22	0.591	6	
D 72 Larson, Ray	1 2	1 2	2 4	0.333	4 2	3 1	7 3	0.700	9 7	0.563	0 0	4.5	16	0.281	6	
D 73 Bither, Dana	3 2	5 3	8 5	0.615	7 1	3 5	10 6	0.625	18 11	0.621	0 0	30.5	29	1.052	8	
D 74 Merkle, Patrick	7 4	11 0	18 4	0.818	10 1	10 1	20 2	0.909	38 6	0.864	0 0	28.5	44	0.648	11	
D 75 Madey, Ryan	8 3	9 2	17 5	0.773	10 1	10 1	20 2	0.909	37 7	0.841	0 0	27.0	44	0.614	11	
D 76 Griffin, Lorin	4 5	0 6	4 11	0.267	1 3	3 4	4 7	0.364	8 18	0.308	0 0	1.5	26	0.058	9	
D 77 Tufillaro, Lou	7 3	8 2	15 5	0.750	8 1	4 6	12 7	0.632	27 12	0.692	0 0	22.0	39	0.564	10	

	Singles 301		Singles Cricket		Singles Record		Singles Win %-age		Doubles Cricket		Doubles 501		Doubles Record		Doubles Win %-age		Sngls + Dbles Record		Sngls + Dbles Win %-age		Tiebreaker Ws		Tiebreaker Ls		All-Star Points		Games Played		All-Star Point Average		Matches Played					
E1/ Shark Shooters	30	36	29	37	59	73	0.447	14	19	13	20	27	39	0.409	113	151	0.428	0	8	80.5	264	0.305														
E 10 Stacy, Michelle	2	1	2	3	4	4	0.500	2	4	3	3	5	7	0.417	9	11	0.450	0	1	7.0	20	0.350	9													
E 11 Stacy, Rod	5	4	4	5	9	9	0.500	6	4	2	5	8	9	0.471	17	18	0.486	0	1	20.0	35	0.571	10													
E 12 Mitchell, Liz	4	5	4	4	8	9	0.471	2	6	2	5	4	11	0.267	12	20	0.375	0	1	9.0	32	0.281	9													
E 13 Munroe, Joe	9	1	8	2	17	3	0.850	5	5	2	7	7	12	0.368	24	15	0.615	0	1	18.5	39	0.474	10													
E 14 Mercer, Dave	6	3	2	6	8	9	0.471	1	4	2	5	3	9	0.250	11	18	0.379	0	1	2.0	29	0.069	9													
E 15 Schmitt, Jacquie	0	9	0	4	0	13	0.000	0	0	3	7	3	7	0.300	3	20	0.130	0	0	2.5	23	0.109	11													
E 16 Hunneyman, Gary	0	0	0	0	0	0	---	0	0	0	0	0	0	---	0	0	---	0	0	0.0	0	---	0													
E 17 Taylor, Eric	2	7	3	3	5	10	0.333	4	6	3	5	7	11	0.389	12	21	0.364	0	1	9.0	33	0.273	10													
E 18 Weimers, Drew	2	0	5	5	7	5	0.583	5	4	6	2	11	6	0.647	18	11	0.621	0	1	7.0	29	0.241	10													
E 19 Neff, Josh	0	6	1	5	1	11	0.083	3	5	3	1	6	6	0.500	7	17	0.292	0	1	5.5	24	0.229	9													
E2/ Coach's Last Stand	38	34	45	27	83	61	0.576	17	19	17	19	34	38	0.472	151	137	0.524	0	7	106.0	288	0.368														
E 20 Emerton, Eric	2	2	1	3	3	5	0.375	0	2	2	4	2	6	0.250	5	11	0.313	0	0	2.0	16	0.125	7													
E 21 Barletta, Phil	1	1	7	2	8	3	0.727	3	6	2	3	5	9	0.357	13	12	0.520	0	1	5.0	25	0.200	9													
E 22 Woodard, Dave	5	3	4	5	9	8	0.529	5	7	6	6	11	13	0.458	20	21	0.488	0	1	16.5	41	0.402	12													
E 23 Ejlali, Shervin	6	4	4	4	10	8	0.556	0	5	3	6	3	11	0.214	13	19	0.406	0	1	9.5	32	0.297	12													
E 24 Martin, Claude	1	2	0	4	1	6	0.143	0	1	1	3	1	4	0.200	2	10	0.167	0	0	1.0	12	0.083	4													
E 25 McMillan, Bill	3	8	8	3	11	11	0.500	5	4	1	2	6	6	0.500	17	17	0.500	0	0	8.5	34	0.250	11													
E 26 Hamer, Andrew	4	2	3	2	7	4	0.636	2	1	3	3	5	4	0.556	12	8	0.600	0	1	4.5	20	0.225	6													
E 27 Scott, Kevin	5	3	7	1	12	4	0.750	4	5	3	4	7	9	0.438	19	13	0.594	0	1	10.5	32	0.328	9													
E 28 Gallagher, Jim	7	4	10	2	17	6	0.739	8	4	7	3	15	7	0.682	32	13	0.711	0	1	44.5	45	0.989	12													
E 29 Turner, Kevin	4	5	1	1	5	6	0.455	7	3	6	4	13	7	0.650	18	13	0.581	0	1	4.0	31	0.129	10													
E3/ Sofa Kings	43	23	29	37	72	60	0.545	22	11	16	17	38	28	0.576	148	116	0.561	13	0	113.5	264	0.430														
E 30 Alcon, Tony	8	3	8	3	16	6	0.727	7	4	7	3	14	7	0.667	30	13	0.698	2	0	28.5	43	0.663	11													
E 31 Groves, Phil	0	1	3	6	3	7	0.300	5	4	3	6	8	10	0.444	11	17	0.393	2	0	5.0	28	0.179	9													
E 32 Bozza, Doug	8	2	4	6	12	8	0.600	7	2	5	4	12	6	0.667	24	14	0.632	2	0	15.5	38	0.408	10													
E 33 Moore, Ken	4	9	0	8	4	17	0.190	5	2	5	4	10	6	0.625	14	23	0.378	2	0	9.0	37	0.243	11													
E 34 Maley, Dave	9	2	6	5	15	7	0.682	8	3	4	7	12	10	0.545	27	17	0.614	2	0	30.0	44	0.682	11													
E 35 Keim, Roger	6	1	5	2	11	3	0.786	6	1	2	5	8	6	0.571	19	9	0.679	1	0	9.5	28	0.339	7													
E 36 Harrell, Walter	8	4	3	7	11	11	0.500	6	6	5	5	11	11	0.500	22	22	0.500	2	0	16.0	44	0.364	11													
E 37 Hudelson, Hans	0	1	0	0	0	1	0.000	0	0	1	0	1	0	1.000	1	1	0.500	0	0	0.0	2	0.000	1													
E4/ Game of Throws	32	34	27	39	59	73	0.447	15	18	12	21	27	39	0.409	113	151	0.428	6	5	88.5	264	0.335														
E 40 Bordeau, Eric	5	6	1	7	6	13	0.316	5	5	3	7	8	12	0.400	14	25	0.359	1	1	12.0	39	0.308	10													
E 41 Montesi, Chris	8	0	5	4	13	4	0.765	6	2	4	4	10	6	0.625	23	10	0.697	1	1	20.0	33	0.606	8													
E 42 Rudy, Jeff	8	3	9	2	17	5	0.773	6	5	4	8	10	13	0.435	27	18	0.600	1	0	17.5	45	0.389	11													
E 43 Smelik, Gene	3	8	3	6	6	14	0.300	2	7	3	7	5	14	0.263	11	28	0.282	1	1	5.5	39	0.141	10													
E 44 Smelik, Pat	3	7	6	4	9	11	0.450	6	4	6	4	12	8	0.600	21	19	0.525	1	1	24.0	40	0.600	10													
E 45 Jessup, Pete	0	4	0	4	0	8	0.000	3	3	0	4	3	7	0.300	3	15	0.167	0	0	2.0	18	0.111	6													
E 46 Reigher, Marty	4	3	2	6	6	9	0.400	1	4	1	6	2	10	0.167	8	19	0.296	1	1	4.5	27	0.167	8													
E 47 Crespo, Steve	1	3	1	6	2	9	0.182	1	6	3	2	4	8	0.333	6	17	0.261	0	0	3.0	23	0.130	7													
E5/ Hump Day!	30	36	38	28	68	64	0.515	17	16	23	10	40	26	0.606	148	116	0.561	6	0	117.0	264	0.443														
E 50 Rutton, Pete	5	7	4	4	9	11	0.450	4	5	7	3	11	8	0.579	20	19	0.513	1	0	16.5	39	0.423	11													
E 51 Deemer, Randy	9	2	8	3	17	5	0.773	6	5	8	2	14	7	0.667	31	12	0.721	1	0	32.5	43	0.756	11													
E 52 Baldwin, Randy	7	4	8	3	15	7	0.682	5	6	9	1	14	7	0.667	29	14	0.674	1	0	26.5	43	0.616	11													
E 53 Todd, Patrick	0	6	2	9	2	15	0.118	4	6	7	4	11	10	0.524	13	25	0.342	1	0	13.0	38	0.342	11													
E 54 Bush, Jim	1	2	0	1	1	3	0.250	1	0	2	0	3	0	1.000	4	3	0.571	0	0	1.0	7	0.143	3													
E 55 Warshawsky, Larry	5	7	6	5	11	12	0.478	6	5	7	4	13	9	0.591	24	21	0.533	1	0	14.0	45	0.311	11													
E 56 Garzon, Marc	0	0	0	0	0	0	---	0	0	0	0	0	0	---	0	0	---	0	0	0.0	0	---	0													
E 57 Ferguson, Travis	1	3	3	1	4	4	0.500	3	2	3	1	6	3	0.667	10	7	0.588	0	0	6.0	17	0.353	5													
E 58 Moore, Mark	2	5	7	2	9	7	0.563	5	3	3	5	8	8	0.500	17	15	0.531	1	0	7.5	32	0.234	9													
E6/ Red-eye Rangers	29	37	36	30	65	67	0.492	19	14	22	11	41	25	0.621	147	117	0.557	5	0	106.0	264	0.402														
E 60 Kunesh, Joe	2	5	4	5	6	10	0.375	7	3	2	3	9	6	0.600	15	16	0.484	1	0	13.0	31	0.419	11													
E 61 Rouse, Chuck	1	5	1	5	2	10	0.167	0	5	5	5	5	10	0.333	7	20	0.259	0	0	2.0	27	0.074	11													
E 62 Wilkinson, Charlie	3	8	0	2	3	10	0.231	0	1	7	2	7	3	0.700	10	13	0.435	0	0	2.5	23	0.109	11													
E 63 Mitchell, Bill	1	2	2	5	3	7	0.300	3	4																											

	Singles 301	Singles Cricket	Singles Record	Singles Win %-age	Doubles Cricket	Doubles 501	Doubles Record	Doubles Win %-age	Sngls + Dbls Record	Sngls + Dbls Win %-age	Tiebreaker Ws	Tiebreaker Ls	All-Star Points	Games Played	All-Star Point Average	Matches Played							
<b>F1/ Death Throw</b>	32	34	40	26	72	60	0.545	17	16	22	11	39	27	0.591	150	114	0.568	0	0	81.5	264	0.309	
F 10 Willis, Tolson	6	4	5	5	11	9	0.550	5	5	6	4	11	9	0.550	22	18	0.550	0	0	14.0	40	0.350	10
F 11 Hogan, Neal	4	6	8	2	12	8	0.600	5	5	7	3	12	8	0.600	24	16	0.600	0	0	14.0	40	0.350	10
F 12 Zimmerman, Mike	3	5	0	0	3	5	0.375	0	0	4	3	4	3	0.571	7	8	0.467	0	0	1.0	15	0.067	8
F 13 Bosier, Sean	5	6	11	0	16	6	0.727	5	6	8	3	13	9	0.591	29	15	0.659	0	0	13.5	44	0.307	11
F 14 Thompson, Ben	2	0	4	3	6	3	0.667	3	4	1	1	4	5	0.444	10	8	0.556	0	0	5.5	18	0.306	7
F 15 Mathews, Alex	6	5	4	7	10	12	0.455	4	5	6	4	10	9	0.526	20	21	0.488	0	0	13.5	41	0.329	11
F 16 Mathews, Dave	1	4	1	6	2	10	0.167	4	4	2	4	6	8	0.429	8	18	0.308	0	0	7.0	26	0.269	10
F 17 Willis, Zack	5	4	7	3	12	7	0.632	8	3	10	0	18	3	0.857	30	10	0.750	0	0	13.0	40	0.325	11
<b>F2/ Coral Reefers</b>	35	31	31	35	66	66	0.500	17	16	18	15	35	31	0.530	136	128	0.515	0	0	109.0	264	0.413	
F 20 Jarvah, Sean	5	3	5	3	10	6	0.625	2	5	3	4	5	9	0.357	15	15	0.500	0	0	9.5	30	0.317	9
F 21 Roseman, Sean	6	3	4	4	10	7	0.588	3	6	4	4	7	10	0.412	17	17	0.500	0	0	26.0	34	0.765	9
F 22 Colton, Mitch	3	4	2	2	5	6	0.455	3	4	2	3	5	7	0.417	10	13	0.435	0	0	6.0	23	0.261	8
F 23 Patskoski, Jason	2	4	6	1	8	5	0.615	3	3	5	3	8	6	0.571	16	11	0.593	0	0	11.0	27	0.407	9
F 24 Gardner, Kyle	7	3	1	7	8	10	0.444	5	4	6	2	11	6	0.647	19	16	0.543	0	0	6.5	35	0.186	11
F 25 Smith, Van	6	3	6	4	12	7	0.632	6	1	6	3	12	4	0.750	24	11	0.686	0	0	21.5	35	0.614	10
F 26 Cullen, Pat	0	2	0	1	0	3	0.000	0	1	0	1	0	2	0.000	0	5	0.000	0	0	0.0	5	0.000	2
F 27 Britt, Jake	0	4	3	6	3	10	0.231	6	2	6	4	12	6	0.667	15	16	0.484	0	0	12.0	31	0.387	10
F 28 Sedgwick, Jim	0	1	0	1	0	2	0.000	0	2	1	2	1	4	0.200	1	6	0.143	0	0	1.0	7	0.143	3
F 29 Carroll, Josh	6	4	4	6	10	10	0.500	6	4	3	4	9	8	0.529	19	18	0.514	0	0	15.5	37	0.419	10
<b>F3/ All Flights Matter</b>	33	33	41	25	74	58	0.561	23	10	20	13	43	23	0.652	160	104	0.606	9	0	124.0	264	0.470	
F 30 Limerick, Jeremy	3	2	8	1	11	3	0.786	7	3	5	3	12	6	0.667	23	9	0.719	1	0	25.5	32	0.797	10
F 31 Wilkie, Felipe	2	4	5	6	7	10	0.412	7	2	3	3	10	5	0.667	17	15	0.531	1	0	14.5	32	0.453	11
F 32 Mullen, Jeff	2	7	0	3	2	10	0.167	1	0	1	1	2	1	0.667	4	11	0.267	1	0	0.0	15	0.000	10
F 33 Gardner, Kenn	4	1	4	6	8	7	0.533	8	1	7	4	15	5	0.750	23	12	0.657	1	0	19.5	35	0.557	10
F 34 Robertson, Chris	4	3	4	2	8	5	0.615	2	4	5	1	7	5	0.583	15	10	0.600	1	0	13.0	25	0.520	8
F 35 Surber, Dave	6	4	10	1	16	5	0.762	10	1	8	3	18	4	0.818	34	9	0.791	1	0	32.0	43	0.744	11
F 36 Balint, Joey	4	4	3	1	7	5	0.583	5	2	4	2	9	4	0.692	16	9	0.640	1	0	7.5	25	0.300	9
F 37 Cosentino, Phil	4	4	4	3	8	7	0.533	4	2	3	4	7	6	0.538	15	13	0.536	1	0	3.5	28	0.125	9
F 38 Cefola, Anthony	4	4	3	2	7	6	0.538	2	5	4	5	6	10	0.375	13	16	0.448	1	0	8.5	29	0.293	9
<b>F4/ Chatham Street Elite</b>	38	28	29	37	67	65	0.508	15	18	14	19	29	37	0.439	125	139	0.473	0	6	92.5	264	0.350	
F 40 Ryan, Sean	7	4	5	5	12	9	0.571	6	5	4	7	10	12	0.455	22	21	0.512	0	1	20.0	43	0.465	11
F 41 Ives, Danny	7	3	7	3	14	6	0.700	5	5	3	7	8	12	0.400	22	18	0.550	0	1	15.5	40	0.388	10
F 42 Church, Art	3	3	0	6	3	9	0.250	2	4	1	6	3	10	0.231	6	19	0.240	0	1	10.5	25	0.420	6
F 43 Lefebvre, C.J.	6	5	6	5	12	10	0.545	6	5	4	7	10	12	0.455	22	22	0.500	0	1	15.5	44	0.352	11
F 44 Elekonich, Amy	5	7	1	12	6	19	0.240	3	10	5	6	8	16	0.333	14	35	0.286	0	0	8.0	49	0.163	11
F 45 Daniels, Chris	4	4	2	6	6	10	0.375	4	3	5	3	9	6	0.600	15	16	0.484	0	1	8.5	31	0.274	7
F 46 Dehnel, Sebastian	6	2	8	0	14	2	0.875	4	4	6	2	10	6	0.625	24	8	0.750	0	1	14.5	32	0.453	8
<b>F5/ Dart Buddies</b>	21	45	24	42	45	87	0.341	12	21	12	21	24	42	0.364	93	171	0.352	0	0	81.0	264	0.307	
F 50 Watson, Jeff, Sr.	3	8	8	3	11	11	0.500	3	6	0	3	3	9	0.250	14	20	0.412	0	0	16.5	34	0.485	11
F 51 Watson, Ruth	1	10	0	2	1	12	0.077	3	8	4	7	7	15	0.318	8	27	0.229	0	0	4.0	35	0.114	11
F 52 Watson, Emily	1	8	1	8	2	16	0.111	0	3	4	4	4	7	0.364	6	23	0.207	0	0	3.5	29	0.121	9
F 53 Massengill, Devin	6	5	4	6	10	11	0.476	4	5	3	3	7	8	0.467	17	19	0.472	0	0	9.0	36	0.250	11
F 54 Andersen, Nancy	3	3	0	9	3	12	0.200	2	6	3	8	5	14	0.263	8	26	0.235	0	0	7.0	34	0.206	11
F 55 Andersen, Dave	5	6	1	6	6	12	0.333	2	4	1	7	3	11	0.214	9	23	0.281	0	0	7.5	32	0.234	11
F 56 Blake, Terry	2	0	6	5	8	5	0.615	4	7	5	6	9	13	0.409	17	18	0.486	0	0	14.5	35	0.414	11
F 57 Graves, Julie	0	5	4	3	4	8	0.333	6	3	4	4	10	7	0.588	14	15	0.483	0	0	19.0	29	0.655	9
<b>F6/ Ducks of War</b>	37	35	39	33	76	68	0.528	16	20	16	20	32	40	0.444	140	148	0.486	0	0	70.0	288	0.243	
F 60 Carawon, Bob	0	0	0	0	0	0	---	0	0	0	0	0	0	---	0	0	---	0	0	0.0	0	---	0
F 61 Converse, Stan	7	3	11	1	18	4	0.818	7	5	5	7	12	12	0.500	30	16	0.652	0	0	19.5	46	0.424	12
F 62 Peers, Martin	5	4	0	2	5	6	0.455	0	2	3	6	3	8	0.273	8	14	0.364	0	0	2.0	22	0.091	9
F 63 Ellis, Tim	8	2	9	2	17	4	0.810	7	4	5	5	12	9	0.571	29	13	0.690	0	0	15.0	42	0.357	11
F 64 Perkins, Chris	1	9	1	8	2	17	0.105	2	8	1	8	3	16	0.158	5	33	0.132	0	0	4.0	38	0.105	12
F 65 Schoch, Adam	4	7	8	4	12	11	0.522	5	7	7	4	12	11	0.522	24	22	0.522	0	0	6.5	46	0.141	12
F 66 Carawon, Harris	3	4	3	6	6	10	0.375	3	5	3	2	6	7	0.462	12	17	0.414	0	0	6.0	29	0.207	9
F 67 Converse, Laurence	5	2	2	7	7	9	0.438	3	6	4	4	7	10	0.412	14	19	0.424	0	0	9.5	33	0.288	10
F 68 Lalino, Steve	4	4	5	3	9	7	0.563	5	3	4	4	9	7	0.563	18	14	0.563	0	0	7.5	32	0.234	8
F 69 Schoch, Dennis	0	0	0	0	0	0	---	0	0	0	0	0	0	---	0	0	---	0	0	0.0	0	---	0
<b>F7/ Don't Hit The Scorekeeper</b>	38	28	30	36	68	64	0.515	17	16	15	18	32	34	0.485	132	131	0.502	0	0	108.5	264	0.411	
F 70 Knight, Romuald	3	3	3	6	6	9	0.400	2	6	4	3	6	9	0.400	12	18	0.400	0	0	11.5	30	0.383	10
F 71 Bohn, Andy	6	4	4	6	10	10	0.500	2	6	3	4	5	10	0.333	15	20	0.429	0	0	7.0	35	0.200	10
F 72 Johnson, Sean	0	0	0	0	0	0	---	0	0	1	1	1	1	0.500	1	1	0.500	0	0	0.0	2	0.000	2
F 73 Smith, "Captain" Ron	6	4	3	7	9	11	0.450	3	4	4	6	7	10	0.412	16	21	0.432	0	0	10.0	37	0.270	10
F 74 Vick, Justin	7	4	6	5	13	9	0.591	9	2	5	6	14	8	0.636	27	17	0.614	0	0	27.5	44	0.625	11
F 75 Shearin, Phillip	4	4	5	5	9	9	0.500	6	6	4	7	10	13	0.435	19	22	0.463	0	0	15.5	41	0.378	11
F 76 Nettesheim, Doug	5	4	2	3	7	7	0.500	6	3	4	3	10	6	0.625	17	13	0.567	0	0	16.0	30	0.533	9
F 77 Seltzer, Josh	7	5	7	4	14	9	0.609	6	5	5	5	11	10	0.524	25	19	0.568	0	0	21.0	44	0.477	11

	Singles 301	Singles Crocket	Singles Record	Singles Win %-age	Doubles Crocket	Doubles 501	Doubles Record	Doubles Win %-age	Sngls + Dbls Record	Sngls + Dbls Win %-age	Tiebreaker Ws	Tiebreaker Ls	All-Star Points	Games Played	All-Star Point Average	Matches Played
<b>G1/ Wayne Gretzky</b>	32 28	32 28	64 56	0.533	19 11	23 7	42 18	0.700	148 92	0.617	7 0	93.5	240	0.390		
G 10 Wilson, Misty	3 7	0 3	3 10	0.231	0 2	6 3	6 5	0.545	9 15	0.375	1 0	0.0	24	0.000	10	
G 11 Wilson, Jonathan	2 1	5 4	7 5	0.583	8 2	10 0	18 2	0.900	25 7	0.781	1 0	8.5	32	0.266	10	
G 12 Gaines, Lauren	4 7	2 8	6 15	0.286	4 6	7 3	11 9	0.550	17 24	0.415	1 0	12.0	41	0.293	10	
G 13 Gaines, Bryan	4 4	5 5	9 9	0.500	7 3	6 4	13 7	0.650	22 16	0.579	1 0	8.0	38	0.211	10	
G 14 Rigert, Joe, Sr.	7 3	8 2	15 5	0.750	8 2	10 0	18 2	0.900	33 7	0.825	1 0	31.5	40	0.788	10	
G 15 Rigert, Joe, Jr.	6 3	7 2	13 5	0.722	6 3	3 1	9 4	0.692	22 9	0.710	1 0	17.5	31	0.565	9	
G 16 Therrien, Dan	6 3	5 4	11 7	0.611	5 4	4 3	9 7	0.563	20 14	0.588	1 0	16.0	34	0.471	9	
<b>G2/ All About That Bull</b>	17 43	17 43	34 86	0.283	4 26	12 18	16 44	0.267	66 174	0.275	0 0	67.5	240	0.281		
G 20 Voorhees, Cindy	4 6	4 6	8 12	0.400	2 8	2 5	4 13	0.235	12 25	0.324	0 0	13.5	37	0.365	10	
G 21 Smith, Scott	2 5	4 3	6 8	0.429	1 7	4 4	5 11	0.313	11 19	0.367	0 0	8.0	30	0.267	7	
G 22 Day, Dillon	2 8	1 7	3 15	0.167	2 7	5 5	7 12	0.368	10 27	0.270	0 0	9.5	37	0.257	9	
G 23 Tingler, Todd	5 6	4 6	9 12	0.429	1 9	4 7	5 16	0.238	14 28	0.333	0 0	9.0	42	0.214	10	
G 24 Miller, Lloyd	2 8	3 7	5 15	0.250	0 9	4 6	4 15	0.211	9 30	0.231	0 0	7.0	39	0.179	10	
G 25 Peterson, Eric	2 8	1 10	3 18	0.143	2 8	4 6	6 14	0.300	9 32	0.220	0 0	16.0	41	0.390	10	
G 26 Tyler, Robert	0 2	0 4	0 6	0.000	0 4	1 3	1 7	0.125	1 13	0.071	0 0	4.5	14	0.321	4	
<b>G3/ Walking the Wire</b>	36 24	32 28	68 52	0.567	16 14	11 19	27 33	0.450	122 118	0.508	0 7	81.0	240	0.338		
G 30 Bowen, Andy	6 1	7 1	13 2	0.867	7 0	4 4	11 4	0.733	24 6	0.800	0 1	24.5	30	0.817	8	
G 31 Prosser, Brad	8 3	3 6	11 9	0.550	4 4	5 6	9 10	0.474	20 19	0.513	0 1	10.5	39	0.269	10	
G 32 White, John	6 4	9 1	15 5	0.750	7 3	4 6	11 9	0.550	26 14	0.650	0 1	17.0	40	0.425	10	
G 33 Stark, Parker	4 3	4 2	8 5	0.615	3 4	1 3	4 7	0.364	12 12	0.500	0 0	12.0	24	0.500	7	
G 34 Miller, Wright	1 3	0 2	1 5	0.167	2 1	0 3	2 4	0.333	3 9	0.250	0 1	3.0	12	0.250	4	
G 35 Williams, Kelsey	3 3	1 5	4 8	0.333	3 5	2 5	5 10	0.333	9 18	0.333	0 1	0.0	27	0.000	9	
G 36 Rollins, Calvin	0 1	1 0	1 1	0.500	0 1	1 0	1 1	0.500	2 2	0.500	0 0	1.5	4	0.375	1	
G 37 Dubose, Chris	3 3	2 5	5 8	0.385	2 5	2 5	4 10	0.286	9 18	0.333	0 1	2.5	27	0.093	7	
G 38 Bohanan, Heather	0 2	0 5	0 7	0.000	1 2	1 2	2 4	0.333	2 11	0.154	0 0	3.0	13	0.231	5	
G 39 Gillett, Galen	5 1	5 1	10 2	0.833	3 3	2 4	5 7	0.417	15 9	0.625	0 1	7.0	24	0.292	6	
<b>G4/ Is It In?</b>	25 35	36 24	61 59	0.508	8 22	12 18	20 40	0.333	101 139	0.421	7 0	66.0	240	0.275		
G 40 Cornell, Blaine	1 1	5 2	6 3	0.667	1 7	1 6	2 13	0.133	8 16	0.333	1 0	3.5	24	0.146	10	
G 41 Murphy, Tom	3 6	6 2	9 8	0.529	2 7	2 4	4 11	0.267	13 19	0.406	1 0	13.5	32	0.422	9	
G 42 Barbour, Bryan	1 4	2 3	3 7	0.300	1 6	5 3	6 9	0.400	9 16	0.360	1 0	3.0	25	0.120	9	
G 43 Metivier, Sam	3 3	2 3	5 6	0.455	2 1	2 4	4 5	0.444	9 11	0.450	0 0	2.0	20	0.100	10	
G 44 Millius, Mike	3 5	5 4	8 9	0.471	4 5	4 6	8 11	0.421	16 20	0.444	1 0	16.5	36	0.458	10	
G 45 Johnson, Steve	2 5	2 2	4 7	0.364	1 3	1 3	2 6	0.250	6 13	0.316	1 0	2.5	19	0.132	8	
G 46 Barlow, Brian	5 4	4 4	9 8	0.529	4 4	4 5	8 9	0.471	17 17	0.500	1 0	9.5	34	0.279	9	
G 47 Smith, Jon	4 4	6 3	10 7	0.588	0 8	4 3	4 11	0.267	14 18	0.438	1 0	10.5	32	0.328	9	
G 48 Musil, Dylan	3 3	4 1	7 4	0.636	1 3	1 2	2 5	0.286	9 9	0.500	0 0	5.0	18	0.278	6	
<b>G5/ Train Station Shooters</b>	3 9	2 10	5 19	0.208	2 4	2 4	4 8	0.333	13 35	0.271	0 0	11.5	48	0.240		
G 50 Speight, Brett	1 1	0 2	1 3	0.250	1 1	0 3	1 4	0.200	2 7	0.222	0 0	2.0	9	0.222	2	
G 51 Speight, Patrick	0 2	0 3	0 5	0.000	0 2	1 1	1 3	0.250	1 8	0.111	0 0	0.0	9	0.000	2	
G 52 Patel, Sheilish	0 0	0 0	0 0	---	0 0	0 0	0 0	---	0 0	---	0 0	0.0	0	---	0	
G 53 Summers, Claude	1 1	0 2	1 3	0.250	0 2	0 2	0 4	0.000	1 7	0.125	0 0	3.5	8	0.438	2	
G 54 Oakley, Richard	0 3	1 1	1 4	0.200	1 1	2 0	3 1	0.750	4 5	0.444	0 0	5.0	9	0.556	2	
G 55 Bennit, Tom	0 2	1 1	1 3	0.250	1 2	1 1	2 3	0.400	3 6	0.333	0 0	1.0	9	0.111	2	
G 56 Sibincic, Rich	1 0	0 1	1 1	0.500	1 0	0 1	1 1	0.500	2 2	0.500	0 0	0.0	4	0.000	1	
<b>G6/ Bull Hunters</b>	29 25	30 24	59 49	0.546	20 7	15 12	35 19	0.648	129 87	0.597	0 14	103.0	216	0.477		
G 60 Bumpass, Mike	7 2	6 3	13 5	0.722	6 3	2 6	8 9	0.471	21 14	0.600	0 2	18.5	35	0.529	9	
G 61 Jefferys, Lee	6 3	6 3	12 6	0.667	6 3	5 4	11 7	0.611	23 13	0.639	0 2	28.0	36	0.778	9	
G 62 Havens, Lincoln	0 3	0 8	0 11	0.000	0 1	1 3	1 4	0.200	1 15	0.063	0 2	3.5	16	0.219	9	
G 63 Cannizzaro, Anthony	1 5	6 2	7 7	0.500	6 2	5 2	11 4	0.733	18 11	0.621	0 2	11.5	29	0.397	9	
G 64 Sosebee, Keith	0 5	2 3	2 8	0.200	7 1	4 1	11 2	0.846	13 10	0.565	0 2	5.0	23	0.217	9	
G 65 Blanchard, Jeff	2 3	0 2	2 5	0.286	2 1	5 1	7 2	0.778	9 7	0.563	0 1	2.0	16	0.125	7	
G 66 Leonard, Bill	6 2	1 2	7 4	0.636	5 2	5 3	10 5	0.667	17 9	0.654	0 1	4.0	26	0.154	8	
G 67 Jefferys, Jacob	0 0	0 1	0 1	0.000	0 0	0 0	0 0	---	0 1	0.000	0 0	1.5	1	1.500	1	
G 68 White, Vic	7 2	9 0	16 2	0.889	8 1	3 4	11 5	0.688	27 7	0.794	0 2	29.0	34	0.853	9	
G 69 Groves, Tyler	0 0	0 0	0 0	---	0 0	0 0	0 0	---	0 0	---	0 0	0.0	0	---	0	
<b>G7/ Show Me Your Tips</b>	42 24	40 26	82 50	0.621	23 10	20 13	43 23	0.652	168 96	0.636	6 0	112.0	264	0.424		
G 70 Powell, Lee	7 4	5 5	12 9	0.571	7 1	7 4	14 5	0.737	26 14	0.650	1 0	15.0	40	0.375	11	
G 71 Bushman, Brad	9 1	8 2	17 3	0.850	8 2	8 2	16 4	0.800	33 7	0.825	1 0	35.0	40	0.875	10	
G 72 Cantwell, Daniel	1 3	5 3	6 6	0.500	6 3	4 4	10 7	0.588	16 13	0.552	1 0	8.0	29	0.276	9	
G 73 Harris, Layne	2 5	0 3	2 8	0.200	2 0	2 2	4 2	0.667	6 10	0.375	0 0	0.0	16	0.000	7	
G 74 Lane, Bob	8 2	8 2	16 4	0.800	8 2	5 4	13 6	0.684	29 10	0.744	1 0	21.0	39	0.538	10	
G 75 Freimark, Thomas	6 5	7 2	13 7	0.650	6 3	6 5	12 8	0.600	25 15	0.625	0 0	16.0	40	0.400	10	
G 76 Bialaszewski, Rich	8 3	6 4	14 7	0.667	7 4	7 4	14 8	0.636	28 15	0.651	1 0	16.0	43	0.372	11	
G 77 Goode, Mike	0 1	1 3	1 4	0.200	0 3	1 1	1 4	0.200	2 8	0.200	1 0	0.0	10	0.000	5	
G 78 Hall, Mike	1 0	0 2	1 2	0.333	2 2	0 0	2 2	0.500	3 4	0.429	0 0	1.0	7	0.143	4	



	Singles		Singles		Singles		Singles Win		Doubles		Doubles		Doubles Win		Sngls + Dbls		Sngls + Dbls		Tiebreaker Ws		Tiebreaker Ls		All-Star		Games Played		All-Star Point		Matches	
	301		Cricket		Record	%-age	Cricket		501		Record	%-age	Record		Record	%-age	Ws		Points		Average	Played	Average	Played	Played	Played				
<b>H1/ Chalker's Nightmare</b>	40	38	43	35	83	73	0.532	21	18	17	22	38	40	0.487	159	153	0.510	0	0	85.5	312	0.274								
H 10 Kincaid, Lisa	4	7	8	3	12	10	0.545	4	7	4	6	8	13	0.381	20	23	0.465	0	0	13.0	43	0.302	11							
H 11 Brown, Anthony	10	3	12	1	22	4	0.846	10	3	5	8	15	11	0.577	37	15	0.712	0	0	26.5	52	0.510	13							
H 12 Berman, Brian	5	6	3	9	8	15	0.348	7	5	5	6	12	11	0.522	20	26	0.435	0	0	5.5	46	0.120	12							
H 13 Ball, Pat	9	2	8	4	17	6	0.739	6	6	8	4	14	10	0.583	31	16	0.660	0	0	14.0	47	0.298	12							
H 14 Boutieller, Tina	3	7	5	4	8	11	0.421	4	5	5	5	9	10	0.474	17	21	0.447	0	0	10.5	38	0.276	10							
H 15 Harper, C.E.	0	0	0	0	0	0	---	0	0	0	0	0	0	---	0	0	---	0	0	0.0	0	---	0							
H 16 Moulden, Jeremy	6	6	4	8	10	14	0.417	6	6	4	8	10	14	0.417	20	28	0.417	0	0	12.0	48	0.250	12							
H 17 Berman, Mark	3	7	3	6	6	13	0.316	5	4	3	7	8	11	0.421	14	24	0.368	0	0	4.0	38	0.105	10							
<b>H2/ Irish Ton</b>	48	30	43	35	91	65	0.583	22	17	22	17	44	34	0.564	179	133	0.574	0	13	109.5	312	0.351								
H 20 Cominole, Jeremy	9	4	9	5	18	9	0.667	10	3	6	6	16	9	0.640	34	18	0.654	0	2	27.0	52	0.519	13							
H 21 Bowser, Brian	7	3	7	3	14	6	0.700	7	4	8	3	15	7	0.682	29	13	0.690	0	2	14.0	42	0.333	10							
H 22 Fox, Chris	10	4	10	3	20	7	0.741	10	3	6	7	16	10	0.615	36	17	0.679	0	2	16.0	53	0.302	13							
H 23 Logan, Pete	2	2	1	3	3	5	0.375	2	1	3	1	5	2	0.714	8	7	0.533	0	1	4.0	15	0.267	5							
H 24 Hillbrunner, Sherry	7	5	1	7	8	12	0.400	4	6	5	5	9	11	0.450	17	23	0.425	0	2	8.5	40	0.213	12							
H 25 Yarsawich, Brian	2	3	2	4	4	7	0.364	1	5	4	1	5	6	0.455	9	13	0.409	0	0	4.0	22	0.182	7							
H 26 Rossbach, Mark	7	6	10	4	17	10	0.630	6	8	8	7	14	15	0.483	31	25	0.554	0	2	25.0	56	0.446	13							
H 27 Perkins, Heath	4	3	3	6	7	9	0.438	4	4	4	4	8	8	0.500	15	17	0.469	0	2	11.0	32	0.344	8							
<b>H3/ Ballistic Behavior</b>	40	38	34	44	74	82	0.474	22	17	24	15	46	32	0.590	166	146	0.532	13	0	88.5	312	0.284								
H 30 Phillips, Britt	4	9	0	5	4	14	0.222	3	3	4	3	7	6	0.538	11	20	0.355	2	0	5.5	31	0.177	13							
H 31 Phillips, Josh	8	5	9	4	17	9	0.654	7	6	8	5	15	11	0.577	32	20	0.615	2	0	22.0	52	0.423	13							
H 32 Hayward, Simon	8	4	5	7	13	11	0.542	6	6	7	4	13	10	0.565	26	21	0.553	2	0	10.0	47	0.213	12							
H 33 Hayward, Georgia	8	3	7	4	15	7	0.682	6	5	8	3	14	8	0.636	29	15	0.659	1	0	9.0	44	0.205	11							
H 34 Shirey, Anthony	8	2	6	6	14	8	0.636	7	4	7	5	14	9	0.609	28	17	0.622	2	0	21.0	45	0.467	12							
H 35 Litsch, Dempsey	1	6	2	10	3	16	0.158	6	5	6	4	12	9	0.571	15	25	0.375	2	0	10.0	40	0.250	13							
H 36 Howell, John	3	9	5	8	8	17	0.320	9	5	8	6	17	11	0.607	25	28	0.472	2	0	11.0	53	0.208	13							
<b>H4/ Chalk it Up</b>	43	35	38	40	81	75	0.519	20	19	18	21	38	40	0.487	157	155	0.503	13	0	91.0	312	0.292								
H 40 McNamara, Ken	3	5	7	5	10	10	0.500	5	8	8	4	13	12	0.520	23	22	0.511	2	0	20.5	45	0.456	13							
H 41 Lawrence, Jonathan	8	2	8	3	16	5	0.762	8	3	6	4	14	7	0.667	30	12	0.714	1	0	20.5	42	0.488	11							
H 42 Coggins, Leigh	4	5	0	3	4	8	0.333	1	3	4	4	5	7	0.417	9	15	0.375	0	0	2.0	24	0.083	10							
H 43 Pfeiffer, Anna	3	6	5	6	8	12	0.400	8	5	7	6	15	11	0.577	23	23	0.500	2	0	8.5	46	0.185	13							
H 44 Morlando, Jim	4	3	2	7	6	10	0.375	5	2	0	7	5	9	0.357	11	19	0.367	2	0	4.5	30	0.150	9							
H 45 Crawford, Neal	3	1	3	3	6	4	0.600	1	5	2	1	3	6	0.333	9	10	0.474	0	0	6.0	19	0.316	6							
H 46 Rosen, Stacy	4	7	1	7	5	14	0.263	2	4	1	7	3	11	0.214	8	25	0.242	2	0	5.0	33	0.152	12							
H 47 Coggins, B.J.	4	1	0	2	4	3	0.571	1	1	2	1	3	2	0.600	7	5	0.583	0	0	2.5	12	0.208	5							
H 48 Owen, Hal	6	3	6	3	12	6	0.667	4	5	4	4	8	9	0.471	20	15	0.571	2	0	8.5	35	0.243	10							
H 49 Johnson, Michael	4	2	6	1	10	3	0.769	5	2	2	4	7	6	0.538	17	9	0.654	2	0	13.0	26	0.500	7							
<b>H5/ Brown's Bombers</b>	38	40	35	43	73	83	0.468	19	20	19	19	38	39	0.494	149	161	0.481	0	0	71.5	310	0.231								
H 50 Jones, Jessica	0	8	0	9	0	17	0.000	3	6	3	7	6	13	0.316	6	30	0.167	0	0	2.0	36	0.056	13							
H 51 Huffman, Inky	3	4	0	3	3	7	0.300	1	4	2	2	3	6	0.333	6	13	0.316	0	0	1.0	19	0.053	10							
H 52 Davis, Luke	9	2	9	2	18	4	0.818	5	6	5	4	10	10	0.500	28	14	0.667	0	0	13.5	42	0.321	11							
H 53 Casey, Kevin	12	1	8	5	20	6	0.769	7	6	5	8	12	14	0.462	32	20	0.615	0	0	12.5	52	0.240	13							
H 54 Suan, John	5	8	7	6	12	14	0.462	8	5	6	6	14	11	0.560	26	25	0.510	0	0	19.5	51	0.382	13							
H 55 Murphy, James	6	4	7	3	13	7	0.650	7	3	4	4	11	7	0.611	24	14	0.632	0	0	13.0	38	0.342	10							
H 56 Garner, Annette	2	6	1	7	3	13	0.188	4	3	6	4	10	7	0.588	13	20	0.394	0	0	1.0	33	0.030	13							
H 57 Lawrence, Kevin	1	3	1	5	2	8	0.200	0	3	5	2	5	5	0.500	7	13	0.350	0	0	3.5	20	0.175	10							
H 58 Okrepky, Peter	0	4	2	3	2	7	0.222	3	4	2	1	5	5	0.500	7	12	0.368	0	0	5.5	19	0.289	8							
<b>H6/ Tips &amp; Shafts</b>	38	40	43	35	81	75	0.519	14	25	18	20	32	45	0.416	145	165	0.468	13	12	89.0	310	0.287								
H 60 Borgna, Denise	2	6	4	6	6	12	0.333	3	8	4	3	7	11	0.389	13	23	0.361	2	1	8.0	36	0.222	11							
H 61 Borgna, Andrew	9	4	8	5	17	9	0.654	4	9	7	4	11	13	0.458	28	22	0.560	2	2	22.0	50	0.440	13							
H 62 Spencer, Kenny	5	8	11	2	16	10	0.615	4	9	3	10	7	19	0.269	23	29	0.442	2	2	13.5	52	0.260	13							
H 63 Prusisz, Mike	0	0	0	0	0	0	---	0	0	0	0	0	0	---	0	0	---	0	0	0.0	0	---	0							
H 64 Thaxter, Norm	5	6	6	8	11	14	0.440	3	9	5	8	8	17	0.320	19	31	0.380	2	2	8.5	50	0.170	13							
H 65 Lisk, Jon	10	4	10	3	20	7	0.741	7	6	8	5	15	11	0.577	35	18	0.660	2	2	21.0	53	0.396	13							
H 66 Riss, Melissa	4	7	1	6	5	13	0.278	4	5	6	5	10	10	0.500	15	23	0.395	2	2	5.5	38	0.145	11							
H 67 Close, Eddie	3	5	3	5	6	10	0.375	3	4	3	5	6	9	0.400	12	19	0.387	1	1	10.5	31	0.339	8							
H 68 White, Ed	0	0	0	0	0	0	---	0	0	0	0	0	0	---	0	0	---	0	0	0.0	0	---	0							
<b>H7/ Just A Bit Outside</b>	26	52	29	49	55	101	0.353	14	25	9	30	23	55	0.295	101	211	0.324	0	0	56.0	312	0.179								
H 70 Budd, Shawn	6	5	9	3	15	8	0.652	5	7	0	6																			