

Tons of Newsletter

Home to the Fall Session of the Raleigh Dart League for the Banquet, Saturday, December 9, 2017 Issue #JK704
 The "This Is Probably About As Close To A 'Royal' Wedding As I Will Ever Care To Be" Edition

TOURNAMENT WINNERS

- "A" Division - Appetite for Destruction (13-11)**
 Appetite ends Element's 5-Mug run by pulling out a 501 sweep (just as they did in their week 14 win), punctuated by a Michael Johnson T80 and a pair of quick 20-darters in the final 3-game set.
- "B" Division - Dartistic Expression (13-11)**
 Dartistic finally escapes going to 1001 with Methodical (where Methodical had dumped them twice previously), thus completing an ultimate nailbiter Mug run, with 12-12, 13-11, and 13-11 wins.
- "C" Division - Flightmare (13-3)**
 After winning the season race by 5 matches and 50 points (the second-biggest margin of victory), Flightmare rolls to one of the most dominant tournament runs this fall, only reaching 501 once.
- "D" Division - Dysfunctional Outlaws (12+-12)**
 Dysfunctional becomes the only team outside of a "top two" from the regular season to take home a set of Mugs, outlasting the Bandits (who they also thumped during the season) in a 1001!
- "E" Division - Inglourious Darters (14-4)**
 After trading equal wins and ending the season with identical win/loss records, Inglourious really separates themselves from WINNAU in the final, not even taking the match to the 501s.
- "F" Division - Bull Hunters (14-6)**
 The Bull Hunters claim their third consecutive set of Mugs (first H, then G, now F), completing an absolutely dominant season/tournament double in which no competitor was ever all that close.
- "G" Division - Bulls Up! (13-9)**
 After a first-round bye, Bulls Up! gets pushed more than a bit by both the #5 and #3 seeds, but it all still ends in the team's second straight season/tournament double on their way up the ladder.
- "H" Division - Why So Serious? (14-2)**
 In what had to be the least surprising result of this tournament session (with due respect to the other H teams, of course), Why So Serious? coughs up a total of 6 points (with one win by forfeit).

REGULAR SEASON WINNERS

- "A" Division - The Cardiac Element (11 wins, 1 loss)**
 2nd place - Appetite for Destruction
- "B" Division - Methodical Madness (11 wins, 3 losses)**
 2nd place - Dartistic Expression
- "C" Division - Flightmare (14 wins, 0 losses)**
 2nd place - Shooter McGavin
- "D" Division - One Armed Bandits (11 wins, 1 loss)**
 2nd place - Pat's Blue Ribbon
- "E" Division - Inglourious Darters (10 wins, 2 losses)**
 2nd place - WINNAU
- "F" Division - Bull Hunters (12 wins, 0 losses)**
 2nd place - Coral Reefers
- "G" Division - Bulls Up! (10 wins, 2 losses)**
 2nd place - Walking That Wire
- "H" Division - Why So Serious? (14 wins, 0 losses)**
 2nd place - Just A Bit Outside

Rosters of all season- and tournament-winning teams are on page 4.)

TABLE OF CONTENTS

Item	Page Number
Tournament & Regular Season Winning Teams	1
Spring 2018 RDL Season Information	1
Final Divisional Standings	2
Final Divisional Tournament Results	3
Tournament & Regular Season Winning Team Rosters	4
Sp'18 season dates, Tiebreaker Summary, good lessons	4
Tournament Trophy Dart Awards	5
Other Tournament Hot Darts	5
Regular Season Trophy Dart Awards	5
Divisional Singles Win %-age Winners	6
Divisional All-Star Point %-age Winners	6
Players Who Beat the Singles Winners	6
Season Penalty Summary	6
List of Host Establishments	7
Holiday blind draws, other local leagues	7
RDL Address and Phone No. Information	8
Event Calendar, Penalty Log	8
JK's All-Star Team Picks	9
Quick Stat Tidbits, JK's Prediction Results Summary	9
Prediction Results Table	10
Week-by-Week Match Results Table	11
Fall 2017 Trivia Questions Revisited (cont. on pg. 15)	12
Fall 2017 Lyrics Quiz Revisited (cont. on pg. 14 too)	13
The rest of the lyrics quiz, an "RDL is great" story	14
The rest of the trivia game, city champs, good thoughts	15
Random Thoughts from JK	16
29-Season listing of regular season & tourn. winners	17
2017 NCCDL & NCLC standings, news, history	18
2017 NCCDL & NCLC perfect throws, tourn. results	19
2017 NC State Championship results	20
New Year's Tournament flyer, Carolina Open flyer	21
Top Singles Records, by Division	22
Top Doubles Records, by Division	23
Top Singles+Doubles, by Division	24
Top All Star Point Averages, by Division	25
Top Individual Records, by Section of Play	26,27
League-Wide Individual Singles, Doubles Records	28
League-Wide Individual Singles + Doubles Records, and All-Star Point Averages	29
Singles, Doubles Records, Ranked by Team	30
Overall Records, All-Star Pt. Ave., Ranked By Team	31
Complete "A" Division Statistics	32
Complete "B" Division Statistics	33
Complete "C" Division Statistics	34
Complete "D" Division Statistics	35
Complete "E" Division Statistics	36
Complete "F" Division Statistics	37
Complete "G" Division Statistics	38
Complete "H" Division Statistics	39
Registration Materials for Spring 2018 RDL Season	40

SPRING 2018 RALEIGH DART LEAGUE SEASON INFORMATION

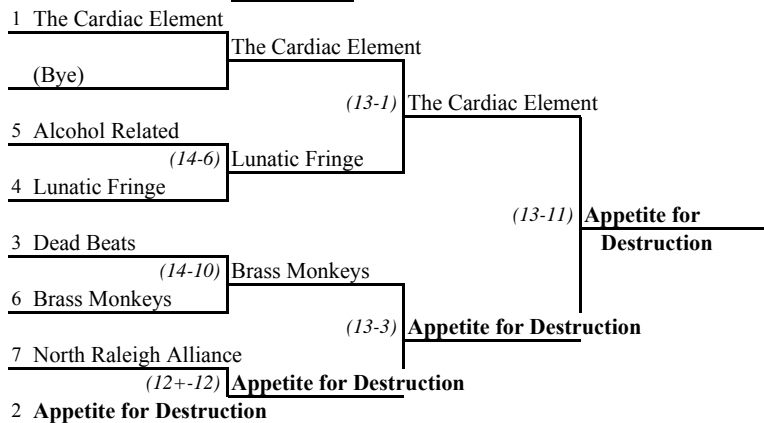
Registration Meeting for ALL Teams; The Upper Deck;
Wednesday, January 3, 7:00-8:00 p.m.
 MANDATORY Preseason Captains' Meeting; The Upper Deck;
Wednesday, January 17, 7:00-8:00 p.m.

Match Play begins on Wednesday, January 24
 MANDATORY Fifth Week Captains' Meeting;
 The Upper Deck; **Monday, February 26, 7:00-8:00 p.m.**
 Divisional tournament weeks - **May 2 & 9 & 16**

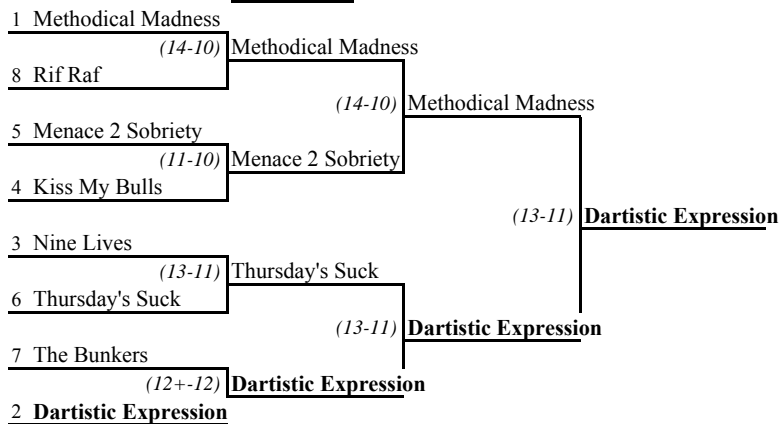
FALL 2017 RDL DIVISIONAL TOURNAMENT RESULTS

Quarterfinals	Semifinals	Finals	WINNER
---------------	------------	--------	--------

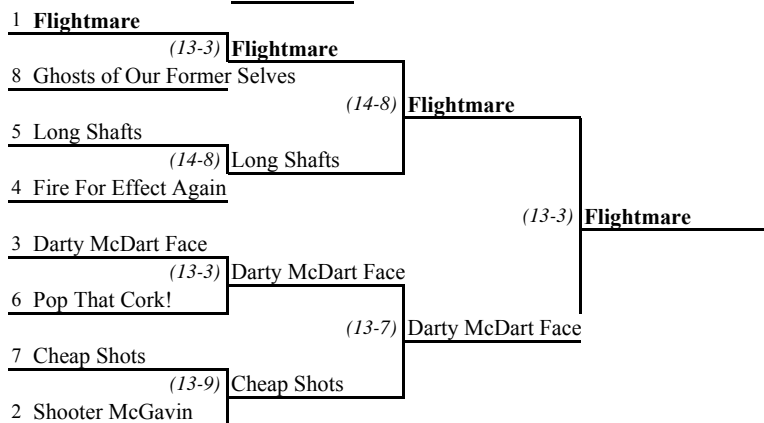
"A" Division



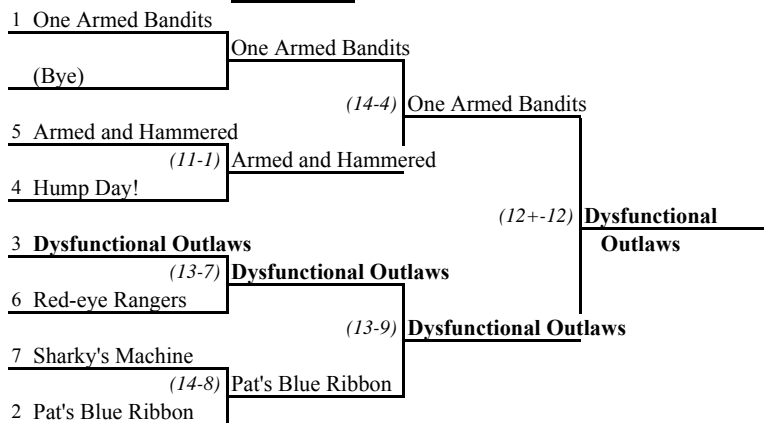
"B" Division



"C" Division

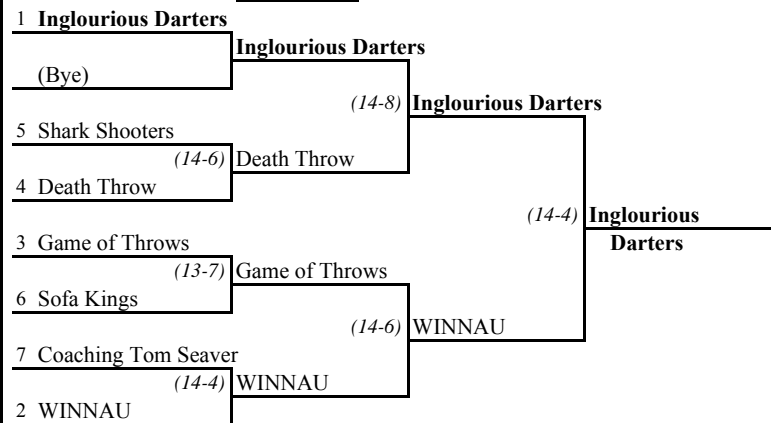


"D" Division




Quarterfinals	Semifinals	Finals	WINNER
---------------	------------	--------	--------

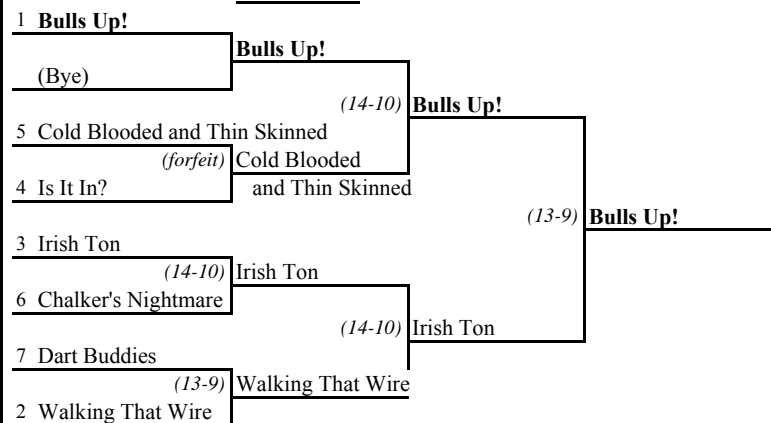
"E" Division



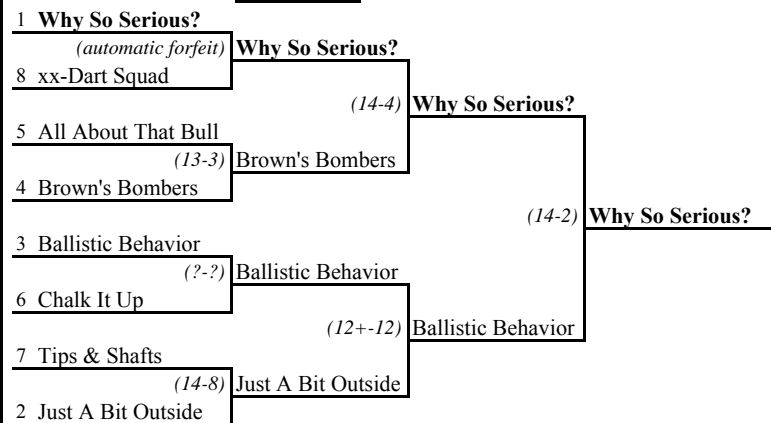
"F" Division



"G" Division



"H" Division



THIS SEASON'S TIEBREAKERS

Given the fact that effectively 6 of our 8 divisions had a bye, this season's total of 42 tiebreakers is really quite a pile. We even had a tournament Mug decided in an extra leg! Nice...

B division posted the top number with a huge 10 tiebreakers (with 1 of those in the tournament), followed closely by the 8 played by G division. Next up were C (with 6), A (with 5, 1 of those coming in the tournament), D (with 5, also 1 of those coming in the tournament), and E (with 4). Tying for last were F and H, with 2 each (with 1 of H's coming in the tournament). That total of 42 tiebreakers thus includes 38 during the regular season and 4 in the tournaments -- interestingly, 3 of those 4 tournament tiebreakers were won by teams that won the Mugs for their division (so not all the winners were all dominant, eh?).

There were 10 teams that each played 3 or more 1001 games, with four of those playing 4 or more. In the end, the title of Cardiac Kids (for most tiebreakers played) was shared by Methodical Madness in B division and Irish Ton in G division, who each played in FIVE tiebreakers (with both teams posting 3-2 records).

This season's Heartbreak Award officially goes to Chalker's Nightmare in G division, as the only team that lost as many as 3 1001s (posting exactly an 0-3 record). But a case could certainly be made for an honorable mention for the One Armed Bandits in C division, who only lost one 1001 (their only one played)... in the C Mug final.

SPRING 2018 RDL SEASON INFORMATION

I am putting these dates in many locations (pages 1, 4, 8, 40) because they might be the most important thing for you in this newsletter.

Wednesday, Jan. 3rd - Spring season registration, Upper Deck (online registration should be available in the days immediately prior to the 3rd - Membership Director Heather Bohanan will likely be in charge of early registration, and she will likely hook it up through the website and accept payments through PayPal)

Wed., Jan. 17th - Preseason capt's mtg./packet pickup, Upper Deck

Wednesday, January 24th - Start of Spring season match play

Monday, February 26th - Fifth week captains' meeting, Upper Deck

Wed., May 2 / 9 / 16 - Spring season divisional tournaments

Saturday, May 19th - Spring season banquet, site TBD

THIS... THIS IS HOW YOU DO IT

The right way to come back from a thrower error

In our A division finals match, Michael Johnson of Appetite for Destruction made a critical error in DCKT, popping a triple on a closed number. The shot quite likely cost them the game and the set. But did he fume and blow up? Nope. He bonked himself on the head, then he forgot the hell all about it. And he came back and won the final set of 501 for the Mugs, hitting a 180 and both outs. He was smart enough to leave the shot behind. It's over and there's nothing you can do about it, so he didn't worry about it. And it paid off in a big way. I guess that's how you become a state singles cricket champion, eh? Lesson to be learned here, folks...

And while chalking doesn't carry the same pressure...

... it still has pressures, and there are still right and wrong ways to do things. Sid Mitchell of Appetite for Destruction, also in our A final, made a simple mistake. He started to write down Robbie Phillips's turn after Phillips's second dart (and he was throwing at the winning double). You could tell that as soon as he started writing, he knew his error, but this was where some serious higher-level instincts kicked in - he just proceeded writing and went back to his position, waiting to apologize until after the third dart instead of all of a sudden making the turn about him. He's human and errors happen, but he didn't pause/freeze/freak out/anything. And Phillips just went on with his turn and the game progressed... smoothly. Small error, handled perfectly. Another lesson to be learned here, folks...

AND ON THAT NOTE...

There are lots of bad things you can do as a chalker - lean in, nod, rock back and forth, wiggle all around, etc. But add this one at the top of the list: freezing in the process of writing when someone is throwing. So they started throwing quickly or you have an error to fix... fine. But don't pause/freeze like some weird distorted statue.

TEAMS THAT WON THEIR REGULAR SEASON TITLE (but not divisional tournament) !!!!!

"A" Division - The Cardiac Element

Jason Kilts (c)	Tom Brown	Paul Jacobi
Robbie Phillips	Chad Massengill	John Kramer
Allen Smith	Wil Tan	Mark Knight
	Dale Hyler	

"B" Division - Methodical Madness

Mike Venable (c)	Greg Neill	Craig Collins
Joe Stallings	Pete Stewart	Chris O'Neal
Dallas Hudson	Chris Wilson	Kevin Bottomley
	John Wilson	

"D" Division - One Armed Bandits

Lyman Kiser (c)	Shane Richardson	Jim White
Phil Murphy	Dave Lewis	Greg Caldwell
Ken Trefzger		Josh Hansen

TEAMS THAT WON BOTH THEIR DIVISIONAL TOURNAMENT AND REGULAR SEASON TITLE !!!!!

(note: players in parentheses did not play enough games during the regular season to qualify for tournament play)

"A" Division - Flightmare

Phil Robertson (c)	Terry Blake	Ray Larson
Ryan Madey	Patrick Merkle	Dana Bither
	Marshal Frye	

"E" Division - Inglorious Darters

Jeremy Limerick (c)	Dave Surber	Joey Balint
Phil Cosentino	Kenn Gardner	Anthony Cefola
Kris Kilsdonk		Deborah Blackwelder

"F" Division - Bull Hunters

Mike Bumpass (c)	Lee Jefferys	Vic White
Jeff Blanchard	Keith Sosebee	Doug O'Connell
Chris Talbot		Larry Dugger

"G" Division - Bulls Up!

Amy Massey (c)	Jim Butterworth	Karl Frederick
Andy Powell	Dan Butterworth	Marc Block
Matt Cochran		Mike O'Toole

"H" Division - Why So Serious?

Anthony Cannizzaro (c)	Lincoln Havens	Bill Leonard
Tyler Cannizzaro	Matt Havens	Andrew Triggiano
Shaun McGuire	Chris Light	(Kevin Maldonado)

TEAMS THAT WON THEIR DIVISIONAL TOURNAMENT (but not regular season title) !!!!!

"A" Division - Appetite for Destruction

Michael Johnson (c)	Sid Mitchell	Tim Mozzetti
Dean Cusher	Scott Stankevich	Mike Seward
Joey Gaglione		Craig Elder

"B" Division - Dartistic Expression

Fon Denton (c)	Will Bennett	Simon Healy
Jay Dean	Jason Michaud	Hugh Vance
Eduardo Jimenez		(Bob McCredie)

"D" Division - Dysfunctional Outlaws

Brian Smith (c)	J.J. Tant	Mike Steppe
Dan Clark	Ryan Raymond	Gray Talley
	Chris Peterson	

FALL 2017 TOURNAMENT!!! TROPHY DART AWARDS

9 Marks

Ton-80s

6-Bulls

Michael Johnson (2) (Appetite for Destruction, 12/6, 12/6)
 Andy Bowen (Walking That Wire, 11/15)
 Dave Gelberg (Lunatic Fringe, 11/15)
 Randy Lueneburg (WINNAU, 11/29)
 Eric McCartney (Menace 2 Sobriety, 11/29)
 Tom Brown (The Cardiac Element, 12/6)
 Robbie Phillips (The Cardiac Element, 12/6)
 Wil Tan (The Cardiac Element, 12/6)

Dave Gelberg (Lunatic Fringe, 11/15)
 Mike Hall (Lunatic Fringe, 11/15)
 Pete Hall (Ghosts of Our Former Selves, 11/15)
 J.J. White (Menace 2 Sobriety, 11/29)
 John Wilson (Methodical Madness, 11/29)
 Michael Johnson (Appetite for Destruction, 12/6)
 Jason Patskoski (Coral Reefers, 12/6)

Trey Rodgers (Thursday's Suck, 11/15)

Ton-70-Ins and Outs - (none reported)

For those who are new or simply were not aware of it: fast games, high ins and high outs in the tournament do not win awards unless they are perfect shots (170s) or games.

OTHER TOURNAMENT HOT DARTS (Sorry, no award -- but they're still great shots)

Tim Mozzetti	Appetite for Destruction	5-Bulls	Robbie Phillips	The Cardiac Element	104-Out	Michael Johnson & Mike Seward	Appetite for Destruc.
Tom Brown	The Cardiac Element	160-In	Robbie Phillips	The Cardiac Element	8-dart 301	two 20-dart 501s	(to clinch the Mugs in the A final!)

FALL 2017 REGULAR SEASON PERFECT THROWS

9-Marks

Robbie Phillips (3) (The Cardiac Element, 8/23, 10/11, 10/18)
 Joel Eason (2) (Lunatic Fringe, 8/16, 11/8)
 Kyle Gauthier (2) (Dead Beats, 8/30, 9/27)
 Tony Keller (2) (Dead Beats, 8/23, 10/18)
 Ryan Madey (2) (Flightmare, 9/13, 11/1)
 Chad Massengill (2) (Cardiac Element, 8/16, 10/11)
 Scott Stankevich (2) (Appetite for Dest., 8/16, 9/27)
 Angelo Azevedo (WINNAU, 8/23)
 Adam Bakowski (Lunatic Fringe, 9/6)
 Will Bennett (Dartistic Expression, 8/23)
 Merrill Bowman (Shark Shooters, 11/8)
 John Carroll (Alcohol Related, 9/6)
 Jason Crowe (Rif Raf, 9/6)
 Craig Elder (Appetite for Destruction, 9/13)
 Kenn Gardner (Inglourious Darters, 9/27)

Josh Hall (Cheap Shots, 9/6)
 Simon Healy (Dartistic Expression, 10/18)
 Mike Holly (The Bunkers, 8/23)
 David Huffman (North Ral. Alliance, 11/8)
 Dave Johnson (Menace 2 Sobriety, 9/27)
 Michael Johnson (Appetite for Dest., 8/9)
 Kris Kilsdonk (Inglourious Darters, 8/9)
 Jon Landrum (Pat's Blue Ribbon, 9/13)
 Anthony Macias (Armed & Hammered, 9/20)
 Tim McNamara (Something Inappr., 8/23)
 Joe Munroe (Shark Shooters, 10/18)
 Pete Rutten (Hump Day!, 10/18)
 Darren Schmaus (Something Inappr., 9/6)
 Mike Seward (Appetite for Destruc., 10/18)
 Pat Smelik (Game of Throws, 9/20)
 Pete Stewart (Methodical Madness, 9/6)
 Ken Trefzger (One Armed Bandits, 8/9)

Keith Wall (Brass Monkeys, 9/27)
 Randy Wilcox (Ghosts of Our..., 9/13)
 Jason Zelinack (Rif Raf, 9/6)
Ton-80s
 Robbie Phillips (4) (The Cardiac Element, 10/11, 10/25, 11/1, 11/1)
 Michael Johnson (2) (Appetite for Destruction, 8/16, 9/27)
 Tim Mozzetti (2) (Appetite for Destruction, 8/30, 10/18)
 Scott Stankevich (2) (Appetite for Destruction, 8/23, 9/27)
 Randy Baldwin (Hump Day!, 8/9)
 John Carroll (Alcohol Related, 8/9)
 Josh Carroll (Coral Reefers, 10/18)
 Jason Coe (Brass Monkeys, 10/25)

Josh Hall (Cheap Shots, 10/4)
 Erin Hartmann (The Bunkers, 9/20)
 Simon Healy (Dartistic Express., 9/13)
 David Huffman (North Raleigh..., 9/6)
 Roger Keim (Sofa Kings, 10/18)
 Billy Lloyd (Dead Beats, 9/13)
 Chad Massengill (...Element, 10/18)
 Patrick Merkle (Flightmare, 10/25)
 Greg Neill (Methodical Madness, 10/18)
 Charles Parker (Dead Beats, 11/1)
 Kenny Persson (Dead Beats, 11/1)
 Cale Strickland (Long Shafts, 8/9)
 Andrew Triggiano (...Serious?, 9/13)
 Jeff Watson, Jr. (Kiss My Bulls, 8/16)
6-Bulls
 (none reported)

FALL 2017 REGULAR SEASON DIVISIONAL TROPHY DART AWARDS

	A division	B division	C division	D division	E division	F division	G division	H division
High In (301 first turn only!!)	Ton-60 (10/18/17) Robbie Phillips The Cardiac Element	Ton-20 Dennis Horger Rif Raf (8/23) Dallas Hudson Methodical (10/25) Pete Stewart Methodical (10/25)	Ton-20 (8/9/17) Matt Veith McDart Face (8/9) Phil Robertson Flightmare (10/18) Steve Witz CheapShots(10/18)	Ton-52 (8/23/17) Jim White One Armed Bandits	Ton-28 (9/20/17) Deborah Blackwelder Inglourious Darters	Ton-20 Vic White Bull Hunters (9/20) Joe Rigert, Sr. ...Gretzky (9/27)	Ton-12 (10/4/17) Brian Bowser Irish Ton	Ton-15 (10/18/17) Anth. Cannizzaro Why So Serious?
High Out (301/501/1001)	Ton-05 (10/4/17) Dean Cusher Appetite for Dest.	Ton-03 (9/20/17) Vince Martinez The Bunkers	Ton-18 (8/23/17) Marshal Frye Flightmare	Ton-48 (10/4/17) Brad Adams Pat's Blue Ribbon	Ton-48 (11/8/17) Dave Surber Inglourious Darters	Ton-13 (11/8/17) Josh Carroll Coral Reefers	Ton-07 (10/25/17) Sebastian Dehnel Cold Blooded...	Ton-10 (9/13/17) Anth. Cannizzaro Why So Serious?
Fast Singles 301	9 darts (10/18/17) Chad Massengill The Cardiac Element	9 darts (10/18/17) Simon Healy Dartistic Expression	10 darts (10/25/17) Dawn Hamilton Pop That Cork!	10 darts (9/6/17) J.J. Tant Dysfunctional Outlaws	12 darts Nicole Kubel WINNAU (8/23) Sean Bosier Death Throw(9/20)	9 darts (9/20/17) Vic White Bull Hunters	15 darts (10/18/17) Chris Gagner Cold Blooded and Thin Skinned	10 darts (8/9/17) Anthony Shirey Ballistic Behavior
Fast Singles Cricket	14 darts (8/9/17) Michael Johnson Appetite for Dest.	13 darts (10/18/17) Simon Healy Dartistic Expression	18 darts (9/20/17) Gary Long Long Shafts	18 darts (10/11/17) Dan Clark Dysfunctional...	20 darts (8/9/17) Kris Kilsdonk Inglourious Darters	19 darts (8/16/17) Tim McNamara ...Inappropriate	(none reported)	23 darts (10/11/17) Anth. Cannizzaro Why So Serious?
Fast Doubles Cricket	16 darts (9/13/17) Paul Jacobi & Chad Massengill The Cardiac Element	21 darts (8/16/17) John Mays & David Romanchek Nine Lives	16 darts (10/25/17) Mike Litzsinger & Joe McCartney Darty McDart Face	23 darts Frank Allison & Darren Barrett ...Machine (9/13) Brian Smith & J.J. Tant Dysfunc. (10/4)	27 darts (10/11/17) Kenn Gardner & Jeremy Limerick Inglourious Darters	25 darts (10/11/17) Romuald Knight & Chris Robertson Don't Hit the Scorekeeper	21 darts (11/1/17) Jim Butterworth & Karl Frederick Bulls Up!	26 darts (11/1/17) Anth. Cannizzaro & Matt Havens Why So Serious?
Fast Doubles 501	15 darts (8/16/17) John Kramer & Robbie Phillips The Cardiac Element	18 darts John Mays & David Romanchek Nine Lives (8/16) Jeff Watson, Jr. & Lee Whitehead Kiss My... (9/20)	21 darts (10/4/17) Josh Hall & Chris Hoyt Cheap Shots	18 darts (11/8/17) Lura Hulse & Aden Simpson Armed and Hammered	20 darts (8/30/17) Merrill Bowman & Drew Weimers Shark Shooters	20 darts (9/6/17) Lee Jefferys & Vic White Bull Hunters	21 darts (8/23/17) Jeremy Cominole & Chris Fox Irish Ton	25 darts (9/20/17) Bill Leonard & Andrew Triggiano Why So Serious?

Fall 2017 RDL Individual Season-Long Awards

SINGLES WIN PERCENTAGE

		W	L	%-age
<u>"A" Division</u>				
Chad Massengill	A1/ The Cardiac Element	21	1	0.955
<u>"B" Division</u>				
Dallas Hudson	B5/ Methodical Madness	18	4	0.818
<u>"C" Division</u>				
Randy Wilcox	C8/ Ghosts of Our Former	22	3	0.880
<u>"D" Division</u>				
Ken Trefzger	D4/ One Armed Bandits	18	3	0.857
<u>"E" Division</u>				
Jeremy Limerick	E5/ Inglourious Darters	22	2	0.917
<u>"F" Division</u>				
Lee Jefferys	F8/ Bull Hunters	23	1	0.958
<u>"G" Division</u>				
Dylan Musil	G3/ Is It In?	17	3	0.850
<u>"H" Division</u>				
Anthony Shirey	H3/ Ballistic Behavior	17	4	0.810

Women's Records

(# of women by division: A-0, B-5, C-6, D-1, E-7, F-4, G-12, H-21)
 [There are no women in A division, and no women in B, D, F and G divisions satisfied both the minimum number of games requirement and the RDL rule requiring a win percentage of 0.500 or higher to claim a singles award.]

Women - "C" Division

Dawn Hamilton	C2/ Pop That Cork!	14	13	0.519
---------------	--------------------	----	----	-------

Women - "E" Division

Kris Kilsdonk	E5/ Inglourious Darters	15	9	0.625
---------------	-------------------------	----	---	-------

Women - "H" Division

Georgia Hayward	H3/ Ballistic Behavior	12	9	0.571
-----------------	------------------------	----	---	-------

THE PLAYERS WHO BEAT THE SINGLES %-AGE WINNERS

Who beat Chad Massengill of The Cardiac Element in A division?

in 301: Sid Mitchell (wk.7).

in cricket: (none).

Who beat Dallas Hudson of Methodical Madness in B division?

in 301: Robb Porcelli (wk.4), Shawn Staley (wk.6), Julie Scheppele (wk.8), Mark Sellers (wk.9).

in cricket: (none).

Who beat Randy Wilcox of Ghosts of Our Former Selves in C division?

in 301: Mike Gardner (wk.6).

in cricket: Ryan Knott (wk.8), Jim Hunsberger (wk.12).

Who beat Ken Trefzger of One Armed Bandits in D division?

in 301: Pete Borgia (wk.1), Pete Rutten (wk.10), Dan Clark (wk.12).

in cricket: (none). [Should maybe try to avoid 'the Petes'...]

Who beat Jeremy Limerick of Inglourious Darters in E division?

in 301: Dave Mercer (wk.9), Rob Lawler (wk.11).

in cricket: (none).

Who beat Lee Jefferys of Bull Hunters in F division?

in 301: (none).

in cricket: Lee Powell (wk.9). [It takes a Lee to beat a Lee?]

Who beat Dylan Musil of Is It In? in G division?

in 301: Jeremy Moulden (wk.10), Parker Stark (wk.12). [Rough

in cricket: Nick Boutieller (wk.10). week 10...]

Who beat Anthony Shirey of Ballistic Behavior in H division?

in 301: Andrew Triggiano (wk.5).

in cricket: Andrew Strickland (wk.2), Craig Gould (wk.3), Matt Havens (wk.12).

Who beat Kris Kilsdonk of Inglourious Darters in E division?

in 301: Pat Smelik (wk.3), Doug Bozza (wk.8), Liz Mitchell (wk.9),

Gene Smelik (wk.10), Jim Gallagher (wk.12).

ALL-STAR POINT AVERAGE

		ASPs	TGP	%-age
<u>"A" Division</u>				
Robbie Phillips	A1/ The Cardiac Element	110.5	43	2.570
<u>"B" Division</u>				
Simon Healy	B7/ Dartistic Expression	63.0	55	1.145
<u>"C" Division</u>				
Phil Robertson	C6/ Flightmare	47.0	50	0.940
<u>"D" Division</u>				
Ken Trefzger	D4/ One Armed Bandits	46.5	42	1.107
<u>"E" Division</u>				
Jeremy Limerick	E5/ Inglourious Darters	38.5	43	0.895
<u>"F" Division</u>				
Tim McNamara	F1/ Something Inappropri:	35.5	35	1.014
<u>"G" Division</u>				
Mark Rossbach	G6/ Irish Ton	34.5	45	0.767
<u>"H" Division</u>				
Andrew Borgna	H5/ Tips & Shafts	31.5	50	0.630

Women's Records

(# of women by division: A-0, B-5, C-6, D-1, E-7, F-4, G-12, H-21)
 [There are no women in A division, and no women in D division satisfied the minimum number of games requirement.]

Women's Records - "B" Division

Alyssa Bathurst	B4/ Kiss My Bulls	27.5	39	0.705
-----------------	-------------------	------	----	-------

Women's Records - "C" Division

Amanda Preciado	C4/ Fire For Effect Again	21.5	53	0.406
-----------------	---------------------------	------	----	-------

Women's Records - "E" Division

Deborah Blackwelder	E5/ Inglourious Darters	27.5	38	0.724
---------------------	-------------------------	------	----	-------

Women's Records - "F" Division

Lauren Gaines	F7/ Wayne Gretzky	3.0	37	0.081
---------------	-------------------	-----	----	-------

Women's Records - "G" Division

Nancy Andersen	G1/ Dart Buddies	14.0	40	0.350
----------------	------------------	------	----	-------

Women's Records - "H" Division

Georgia Hayward	H3/ Ballistic Behavior	13.0	41	0.317
-----------------	------------------------	------	----	-------

FALL 2017 PENALTY SUMMARY

Alright, not our best season or anything like that, but not too bad for a season that has election ballots in it. Way too many forfeits though (yes, I know those aren't technically penalties, but we had two teams penalized for over-forfeiting by being removed from the schedule).

Overall, there were 25 total penalties for a total of 198 lost points. Due to the relative prevalence of ballot penalties for teams that don't care to bother voting, a whopping 19 of the 60 teams were penalized in some fashion. Also, at least one team in every division received at least one penalty, so no group was immune.

While F, G and H divisions each led the league with 6 penalties per division, F and G lost a few more points (52 to 48), but H actually had a match win(!) lost to a penalty. B, C and E divisions were least penalized, each losing only 5 points to only a single penalty per division.

All in all, there were 2 captain's meeting penalties (for a total loss of 10 points), 14 ballot penalties (70 points), 6 mail penalties (96 points), and 2 ineligible player penalties (17 points and one match win).

Even through Brown's Bombers in H was the team that actually had a win removed due to penalty, the even bigger losers were two teams in F that dropped a spot in the standings because of their lost points - Don't Hit the Scorekeeper (now 3rd instead of 2nd) and Show Me Your Tips (now 5th instead of 4th). Don't Hit the Scorekeeper also led the entire league in gross losses due to penalty (37 points on 3 penalties).

in cricket: Lou Tuffillaro (wk.4), Drew Weimers (wk.9), Dave Woodard (wk.12), Alex Mathews (wk.14).

WHERE WE PLAY

American Legion Fuquay-Varina	919-557-5990
6400 Johnson Pond Road Fuquay-Varina -about 0.2 miles from Fuquay Elementary School	
The Big Easy	919-468-6007
231 Grande Heights Drive Cary -in Harrison Pointe Shpg. Ctr., acr. from Papa John's	
Brass Tap & Billiards	919-876-2382
3316 Capital Boulevard NE Raleigh -in the Starmount Shopping Center	
Break Time Billiards	919-615-0107
6442 Tryon Road Cary -left of Lowe's Foods, at inter. w/ Cary Parkway	
Brewster's Pub	919-650-1270
1885 Lake Pine Drive Cary -next to La Cocina Mexican restaurant	
Brown's Billiards	919-878-9092
5500 Atlantic Springs Road NE Raleigh -off Spring Forest Rd., near Wake Forest Rd.	
Cleveland Draft House - Clayton	919-550-3723
461 Shotwell Road Clayton -right behind CVS off route 70	
Cleveland Draft House - Garner	919-771-2337
6101 NC Highway 42 West Garner -0.7 mile west of I-40 on NC Highway 42	
Compass Rose Brewery	919-875-5683
3201 Northside Drive #101 N. Raleigh -take Gresham Lake fr. Capital Blvd, cross tracks, left	
High Park Bar & Grille	919-833-4527
625 E. Whitaker Mill Road Raleigh -near inter. of Whitaker Mill & Wake Forest Rd.	
Hot Shots Billiards & Pub	919-460-6307
107 Edinburgh South Drive Cary -in MacGregor Village	
Locked & Loaded Bar & Grill	919-661-6688
305 McCormick Street Garner -behind the International House of Pancakes (IHOP)	
The Luxury Box	919-900-7955
8511 Cantilever Way N. Raleigh -just off County Trail, one street south of CarMax	
Mac's Tavern	919-467-4114
1014 Ryan Road Cary -behind Burger King in Village Market Spg. Ctr.	
Oak & Dagger Public House	919-945-9382
18 Seaboard Avenue, #150 Raleigh -in the Seaboard Station Shopping Center	
Overtime Sports Pub	919-255-9556
1030-149 N. Rogers Lane Raleigh -corner of Rogers Ln/US-64, in Food Lion strip mall	
Pantana's Pool Hall	919-833-2990
3112 Hillsborough Road near NCSU -between Daisy and Shepherd streets	
Pat Murnane's Irish Pub	
2101 South Main Street Wake Forest -right next to Euro Café	
Proof Five Points	919-717-3948
1620 Glenwood Ave Raleigh -next to the Rialto Theater at 'five points' intersection	
Rally Point Sport Grill	919-678-1088
1837 N. Harrison Ave. Cary -in the Sam's Club plaza near I-40, behind Wendy's	
Saints & Scholars Irish Pub	919-878-8828
909 Spring Forest Road N. Raleigh -right next to Jason's Deli	
Scooters	919-954-2171
1911 Sego Court N. Raleigh -near Atlantic/Millbrook inter., behind Batteries Plus	

HOLIDAY BREAK BLIND DRAWS**UPPER DECK**

As in many previous years, throughout the holiday break the Upper Deck will be adding a weekly Wednesday blind draw for all those who just want to keep their regular dart night out rolling through the break. The Wednesday draw will be run just like the Friday and Sunday draws at the Deck (although, I think the Triple Shot will be exclusive to the Friday draws still).

And an important note for December 24th...

Christmas Eve is a Sunday this year... and yes, the regular Sunday Upper Deck blind draw will indeed be held on the 24th! So, if you just need a little holiday darting action, you know now where you can find it...

And an important note for December 31st...

And New Year's Eve is a Sunday this year as well... and if you're going to play a blind draw on Christmas Eve, you're maybe one to also play a draw on New Year's. So, if you want to kick off 2018 with a little darting action, you again know where you can find it. Those Upper Deck darters are hardcore, brother...

SHARKY'S PLACE

Or maybe you live closer to Glenwood and/or just prefer Sharky's! Well, they've changed their regular blind draw nights from "Sat and Mon" to "Sat and WEDNESDAY" instead until the RDL starts back up. So make note! That and others in the weekly blind draw list on page 8 in the right column.

OR MAYBE YOU WANT TO ADD ANOTHER LEAGUE?

Looking to add a second league this coming season? Pretty good timing, as both other local leagues will be starting up right after the start of the new year. A little time to get organized!

Triangle Dart League (TDL - Chapel Hill & Durham)

The captains/organizational meeting for the Spring 2018 season will be held at Sharky's Eat & 8 (4707 Hillsborough Rd, Durham) on Thursday, January 11th, at 7:00 p.m. Regular season play will start the following Thursday (the 18th). If you're interested in a bit of darting on the Chapel Hill side of the Triangle, visit them on the web at: <http://www.ibiblio.org/ncdarts/tddl/>
Roster size is pretty wide at 4-10 per team, so get a group now.

Bull City Dart League (BCDL - Durham)

If you happen to be interested in trying out one of the very few handicapped steel-tip leagues anywhere, maybe the BCDL is in your future. The BCDL spring?/winter? 2018 season will close its registration with a meeting from 6:00 to 7:00 p.m. on Tuesday, January 16th, at Bralie's Sports Bar & Grill (1725 Carpenter Fletcher Rd, Durham), although they will take registration earlier if you want (shoot me a message and I'll put you in contact with their Treasurer). Teams in the BCDL consist of 4-8 players, and the home bars are primarily in RTP and the downtown Durham area. More complete information (and any updates in the coming weeks) can be found at: www.thebcdl.org That website also includes a wealth of information about the league and its rules, so if you're just interested in seeing how the league applies a handicap system to a steel-tip league, you can find all of that there, including rules, statistics, and scoresheet examples.

Sharky's Place	919-783-5448
5800 Duraleigh Road NW Raleigh -in the Yuppie Center near US 70 intersection	
Snooker's-RW	919-828-7665
3520 Wade Avenue NW Raleigh -in Ridgewood Shopping Center	
Triple Barrel Tavern	919-762-0940
2221 North Grassland Road Fuquay-Varina -across from Bagels Plus, right off of NC-55	
The Upper Deck	919-460-1786
329 N. Harrison Avenue Cary -near intersection. of N. Harrison & Highway 54	

HOW TO REACH US

Mail Scoresheets to: Jason Kilts - RDL Statistician
5005 Raintree Road, Durham, NC 27712

Email scoresheets: jdkilts@yahoo.com or jdkilts@gmail.com

Or fax scoresheets: 919-324-3545 - and we also always
recommend emailing JK for confirmation of receipt!

New Member Fees and Newsletter Fees:

(for now, these also go to the Membership Director)
Heather Bohanan, 206 Shoals Lane, Garner, NC 27529

Nomination and Election Ballots:

Heather Bohanan, 206 Shoals Lane, Garner, NC 27529

Grievances/Complaints/Rules Suggestions:

Kevin Coyne, 204 Clifton Ridge Court, Louisburg, NC 27549

All Other RDL Correspondence to:

(Just send whatever to Jason and he'll pass it along...)

RDL VoiceMail (no longer checked weekly) - 919-990-1218

2017 Board of Directors

<i>President</i>	Tim Mozzetti	919-649-1816
	email: tjmozz@gmail.com	
<i>Vice President</i>	Maridy Knight	919-417-7828
	email: maridy16@gmail.com	
<i>Treasurer</i>	Barron Hartley	919-749-2061
	email: bkh345@hotmail.com	
<i>Membership</i>	Heather Bohanan	919-326-1956
	email: membership@raleighdartleague.org	
<i>Rules/Grievances</i>	Kevin Coyne	919-961-8303
	email: krcoyne@gmail.com	

2018 Board of Directors

President - Tim Mozzetti; Vice President - Maridy Knight;
Secretary - Andrew Borgna; Treasurer - (TBA);
Memb. Dir. - Heather Bohanan; R&G Director - Britt Phillips

"HOT DARTS" LISTING GUIDELINES

Here are the guidelines that will be used for the minimum
number of all-star points each week for the "hot darts" page.

"A" Div. = 4.5 or more ASPs; "B" Div. = 4.0 or more ASPs

"C, D" Divisions = 3.5 or more ASPs

"E, F, G" Divs. = 3.0 or more ASPs; "H" = 2.5 or more ASPs

Also, we will list any fast games, high ins, high outs, or other
amazing feats that you think warrant a little recognition (e.g.,
Ins & Outs higher than a Ton, 24-dart cricket games, 15-dart
301s, 24-dart 501s, Ton-70s and up, 5-Bulls+, etc.).

*Extra note: also report any new "fast games" leaders, even if
they don't necessarily meet the maximum dart counts above.*

SEASON-LONG TROPHY DART MINIMUM GAMES PLAYED REQUIREMENTS

To be eligible for all-star point ave. & singles win %-age awards,
you must play at least 66% of this season's projected games:

*for Divisions "B" (except team B8) & "C" (except teams C3
and C5), and team H8 (8 teams / division):*

Singles win %-age: min. of 19 Singles Games Played

All-star pt. Average: min. of 37 Total Games Played

*for Divs. "A", "D", "E" (except team E7), "F" & "G" (7 teams /
div.), and for teams H2, H3 and H4 (due to 2 forfeits rcvd.):*

min. of 16 Singles Games Played, 32 Total Games Played

for teams B8, C3, C5, H1, H5, H6 and H7 (due to 1 fft. rcvd.):

min. of 18 Singles Games Played, 35 Total Games Played

for team E7 (due to 1 forfeit received):

min. of 15 Singles Games Played, 30 Total Games Played

RDL WEBSITE - www.raleighdartleague.org

New webmaster: Phil Robertson (of Flightmare)
contact him, if needed, at: philmrob@gmail.com

CALENDAR OF EVENTS

Wed., Jan. 3 **Spring 2018 - RDL registration**, Upper Deck
(online registration should be available in
the days immediately prior to the 3rd)

Jan. 5-7 **Celebrate the New Year Tournament**, (ADO),
\$3600, Blue Rocks (formerly The Green Room)
Pineville, NC (see tournament flyer on page 21)

Jan. 12-14 **Carolina Open**, (ADO), \$5000+, Myrtle Beach
Moose Lodge 1959, Burcale Rd, Myrtle Beach
Director: Patrick Ellis, patrickellis77@yahoo.com

Wed., Jan. 17 **Spring 2018 RDL Preseason Captains'**
7:00-8:00 p.m. **Meeting:** The Upper Deck - mandatory

Wed., Jan. 24 **Spring 2018 first night of match play**

Sun., Feb. 4 **likely the Upper Deck Super Bowl blind draw**

Mon., Feb. 26 **Spring 2018 - Fifth week captains' mtg.**; Upper
7:00-8:00 p.m. Deck; end of roster additions/replacements

Other Local Weekly Leagues

Tuesdays **Bull City Dart League**, Durham

Thursdays **Triangle Dart League**, Chapel Hill

Weekly Blind Draws - Over the years, many blind draws
have come and gone. If any of these folds or if any others
start up, please let me know and I'll update this list. Thanks.
(these 2 are double elim., \$5 entry, bar matches the pot...
& now they add an extra \$50 if there are 32+ players!)

Fri., 8 pm **Upper Deck**, 919-460-1786, 329 N. Harrison

Sun., 8 pm **Upper Deck**, 919-460-1786, 329 N. Harrison

Wed., 8 pm **Upper Deck**, 919-460-1786, 329 N. Harrison

[this holiday Wednesday draw runs through January 17th]

(these one is double elim., \$5 entry, bar matches the pot!)

Mon., 8 pm **Hot Shots**, 919-460-6307, 107 Edinburgh Dr S

(these two are \$5 entry, bar matches 150% if 16+ players!)

Sat., 8 pm **Sharky's Place**, 919-783-5448, 5800 Duraleigh

Wed., 8 pm **Sharky's Place**, 919-783-5448, 5800 Duraleigh

[this Wednesday draw will revert to Mondays on Jan. 22nd]

(this one is free, with the winners receiving gift certificates)

Tue., 7 pm **Jordan Lake Brewing**, 320 E. Durham St., Cary

PENALTY LOG - All the penalties assessed this season.

Preseason captains' meeting (5 pts.): Show Me Your Tips (F),
Dart Squad (H).

Election ballot (5 pts.): Lunatic Fringe (A), Brass Monkeys (A),
Nine Lives (B), Fire For Effect Again (C), WINNAU (E),
Coral Reefers (F), Don't Hit the Scorekeeper (F), Bull
Hunters (F), Dart Buddies (G), Walking That Wire (G),
Bulls Up! (G), Cold Blooded and Thin Skinned (G),
Chalk It Up (H), Dart Squad (H).

Mail (16 pts.): Armed and Hammered (D, wk.10), Don't
Hit the Scorekeeper (F, wk.3, wk.8), Is It In? (G, wk.13),
Irish Ton (G, wk.7), Brown's Bombers (H, wk.8).

Ineligible Player (any match win, all points, all statistics):
Brown's Bombers (H, wk.1, match win and 15 pts.),
Dart Squad (H, wk.5, 2 pts.).

Removed from season due to 3 forfeits: Chatham Street
Elite (F), Dart Squad (H).

THE FORTY-SECOND SEMI-ANNUAL EDITION OF : JK'S DIVISIONAL ALL-STAR TEAM PICKS

(Players within each division are listed alphabetically) (Players are chosen any way I damn well please - not purely by the numbers!)

(This is not purely my own guesses at who is simply the best thrower, but also who is important to their team, who is good in the clutch, etc.)

Divisional MVPs

A Division	Michael Johnson	Appetite for Destruction	E Division	Jeremy Limerick	Inglourious Darters
B Division	Will Bennett	Dartistic Expression	F Division	Lee Jefferys	Bull Hunters
C Division	Randy Wilcox	Ghosts of Our Former Selves	G Division	Jim Butterworth	Bulls Up!
D Division	Ken Trefzger	One Armed Bandits	H Division	Joseph Holmes	All About That Bull!

All of RDL -- Lee Jefferys -- Bull Hunters

"A" Division (if only there was a 9th spot for Peele...)

Tom Brown	The Cardiac Elemen	Yet another solid all-around season.
Dean Cusher	Appetite for Destruc	Climbing the ladder into league's elite.
Kyle Gauthier	Dead Beats	Imagine if he didn't bounce out so much.
Michael Johnson	Appetite for Destruc	Mr. Clutch was a big game behemoth.
John Kramer	The Cardiac Elemen	From the first moment he joined RDL...
Chad Massengill	The Cardiac Elemen	3 A singles titles in just the last 4 seasons.
Robbie Phillips	The Cardiac Elemen	Still the best the RDL has ever had.
Wil Tan	The Cardiac Elemen	22-0 in cricket is probably enough alone.

"B" Division

Will Bennett	Dartistic Expression	Becoming a perennial league leader.
Simon Healy	Dartistic Expression	Mr. Fast Singles rolled along all season.
Mike Holly	The Bunkers	Became the team's real driving force.
Dallas Hudson	Methodical Madness	What an amazing find for the B champs.
Steve Polenz	Menace 2 Sobriety	Ok, so we'll just sit him in 501, right?
Robb Porcelli	Nine Lives	Maybe new top gun for upset kings.
Pete Stewart	Methodical Madness	The other half of the B winner's top duo.
Jeff Watson, Jr.	Kiss My Bulls	New fatherhood limited time just a bit.

"C" Division

Dana Bither	Flightmare	Not quite the doubles run of his mates.
Dave Buckman	Cheap Shots	Superb 301 string led a very solid record.
Ronnie Knott	Shooter McGavin	McGavin captain rolled in the last 3 sets.
Ryan Madey	Flightmare	Top shot for the awesome foursome.
Joe McCartney	Darty McDart Face	His favorite team name worked for him.
Patrick Merkle	Flightmare	Outshined only his own personal K.Fed.
Phil Robertson	Flightmare	Captain led power squad by example.
Randy Wilcox	Ghosts of O.F.S.	Always one of the best outside of A div.

"D" Division

Brad Adams	Pat's Blue Ribbon	Super cricket with some acceptable '01s.
Jeff Cashin	Pat's Blue Ribbon	Top shelf in every set for the captain.
Dan Clark	Dysfunctional Outla	2/3 or better in every set for Mug champs.
Grey Jones	Red-eye Rangers	What a monster, carried his team weekly.
Shane Richardson	One Armed Bandits	Starting to make a home on this page.
Aden Simpson	Armed and Hammer	Looks like we have a new family leader...
J.J. Tant	Dysfunctional Outla	Tailed off just a bit as the night went on.
Ken Trefzger	One Armed Bandits	Clearly best player, making the best team.

"E" Division

Deborah Blackwel	Inglourious Darters	Evidently becoming a cricket specialist?
Sean Bosier	Death Throw	Oh, where would DT be without him?
Jim Gallagher	Coaching Tom Seav	Certainly did his part for my E div. pick.
Jeremy Limerick	Inglourious Darters	One-eyed Willie won nearly everything.
Mike Roberts	WINNAU	Needs to list himself in some 301s too!
Jeff Rudy	Game of Throws	If we add a few 501s, he moves to top tier.
Dave Surber	Inglourious Darters	Would be top dog on several other teams.
Lou Tuffillaro	WINNAU	His 30-3 in the final three sets is awesome.

"F" Division

Rich Bialaszewski	Show Me Your Tips	Rolled in singles, just got by in doubles.
Mike Bumpass	Bull Hunters	Led the F steamroller, at least after 301...
Chris Fournier	Show Me Your Tips	Division drop obviously agreed with him.
Lee Jefferys	Bull Hunters	One of the best seasons in RDL history.
Tim McNamara	Something Inapprop	Always one of the most dangerous around.
Joe Rigert, Sr.	Wayne Gretzky	Pretty much just a perennial stalwart now.
Justin Vick	Don't Hit the Scorek	A season built on SCKt and 501 success.
Vic White	Bull Hunters	Would shine as a #1 for any other team.

"G" Division

Andy Bowen	Walking That Wire	The SCKt dip is nothing but an anomaly.
Dan Butterworth	Bulls Up!	His numbers are really pretty astounding.
Jim Butterworth	Bulls Up!	Ok, this family is pretty good at this...
Sebastian Dehnel	Cold Blooded and T	SCKt carried the day on this one, I admit.
Dylan Musil	Is It In?	Singles champ's just a few dbls from MVP?
Mark Rossbach	Irish Ton	Wins, ASPs, carried his team quite a bit.
Parker Stark	Walking That Wire	I think I'm putting him in for more 501s...
Wes Wissingner	Walking That Wire	Top winner for one of the top squads.

"H" Division (I could've easily picked twelve players here!)

Anthony Cannizzaro	Why So Serious?	"What exactly am I going to..."
Richard Collins	Just A Bit Outside	Evidently we've created an '01 specialist.
Matt Havens	Why So Serious?	"... be able to write about a team..."
John Heath	Just A Bit Outside	A monster for three sets, then... um, 501.
Joseph Holmes	All About That Bull	Newcomer to the top of the division ranks.
Bill Leonard	Why So Serious?	"... this flipping' dominant, from..."
Anthony Shirey	Ballistic Behavior	Wow, he towed his team along some days.
Andrew Triggiano	Why So Serious?	"... start to finish? Wow. Welcome."

QUICK STAT TIDBITS

-The **Quadruple Double Award** winners (double-digit wins in all 4 sections): With only two divisions playing 14-week schedules (and another division with roughly a 13-week schedule due to a team forfeiting out), this is a very small club this season. Eight throwers got three 9-win sets in short-season divisions, four more got three 10-win sets (including one in a short-season division), two more achieved three 11-win sets, and one additional thrower put together four 9-win sets. But in the end, the only one to join this crowd (and actually doing it with four 11+-win sets) is Lee Jefferys of Bull Hunters in F division!

-The **Iron Man/Woman Award**: Well, this season had 5 divisions with a bye, and a sixth that dropped to 7 teams at about the mid-point, meaning the Iron Man numbers are a bit lower in lots of places. In the end, the Fall Iron Man is Bob James of Cheap Shots in C, with a stout 66 games played! An argument could certainly be made for Missy Shepard of All About That Bull! in H though, as she tallied 63 games in a 13-match season. Honorable mentions for the leaders of the remaining divisions go to: Joe Work of North Raleigh Alliance and Jerry Oakley of Brass Monkeys in A with 49 games each; John Wells of Thursday's Suck in B with 62; David Simpson of Armed and Hammered in D with 53; Gene Smelik of Game of Throws in E with 55; Lee Powell of Show Me Your Tips, and both Bryan Gaines and Joe Rigert, Sr. of Wayne Gretzky with 48 each; and Jeremy Gower of Dart Buddies in G with 55 games.

-The **Team Attendance Award** winners: There were as many as six legitimate candidates chasing this award (with a few them seemingly pretty unintentionally). Each of Flightmare, Dysfunctional Outlaws, and Game of Throws played mostly six, with an occasional sub. Cheap Shots played... well... mostly just five. Leaving The Bunkers, using one sub once, and Tips & Shafts, using only six throwers and sometimes a blocker, as the closest we had to a perfect 6-man run.

MY PRESEASON, WEEKLY, & TOURNAY PREDICTION RESULTS

As usual, I'm left with the option of trying to bluff my way through this part, or just telling the truth. And since I know that some of you squirrel away every last thing I've ever written about your team, I guess I better give real results... dang.

In my preseason picks (usually the toughest every season given the imminent roster changes/additions), I had some very real successes. And a few very real failures. I had way too much faith in Thursday's Suck, Shooter McGavin, and Coaching Tom Seaver; and I didn't really recognize what the unknown Why So Serious? was going to turn out to be. But for the most part, I got the idea pretty much right for most of the stuff.

My weekly prediction results you can peruse pick-for-pick on the other side of this sheet of paper. I reached my recent default goal of the season (70+% correct picks), even if it was by the slimmest of margins. Thursday's Suck and Show Me Your Tips were my problem children for the season, sinking me more often than not (one partly due to the craziest of attendance inconsistencies). I did manage to at least get 60% or more in every division, with that lowest rate being in B division and being heavily weighted by my Thursday's record. Ugh.

Last but not least were my tournament predictions... And in these, I did a pretty good job, but not really my best ever. In in the quarterfinals, I managed a 22-6 record, with five of those six incorrect picks coming in those infernal matchups of #4 and #5 seeds. I followed that up with 12-4 record in the semis, which I would say is pretty decent, no? Then I tagged on a somewhat paltry 4-4 record in the finals. I guess maybe I was subconsciously trying to not just blindly pick a bunch of #1 seeds... and when the #1 seeds do pretty well on the whole... well... My surest things came through for the most part (my own team, which I never guarantee for anything, being the exception... why? Because we evidently are all of a sudden unable to win even one point in 501... dangit.)

JK'S TEAM-BY-TEAM, WEEK-BY-WEEK MATCH PREDICTION RESULTS

(I introduced this page twenty-eight seasons ago, and it has become almost expected as a newsletter staple. Feast your eyes on the success...)

For several years, many of you have taken no greater pleasure in your weekly darting endeavors than to call the RDL VoiceMail and point out to me just how wrong I was in my prediction of your match result. On a related note, I have noticed that many of you seem to have relatively selective memories saving only the weeks when I was wrong. Further, many others of you regularly embellish your statistics of how often you fool me. It's not so easy to get away with those rambles anymore, however, as you can see below. Each W is a week when I picked your match correctly, and each L is one I picked incorrectly. Division totals are to the right of the team totals, weekly totals are at the bottom, and in the space between the

14 weeks and the team totals, the six 'o' symbols indicate the teams for which I was only 0.500, and the four 'x' symbols indicate the teams that fooled me more often than not. **I got torpedoed by the seemingly random attendance patterns of Thursday's Suck, and Show Me Your Tips must simply try to get my picks wrong for me. All in all, B division was my worst, but my pick rates aside from A & H were pretty consistent. - JK**

	wk1	wk2	wk3	wk4	wk5	wk6	wk7	wk8	wk9	wk10	wk11	wk12	wk13	wk14	Right	Wrong	Overall	
A1/ The Cardiac Element	-	W	W	W	W	W	W	-	W	W	W	W	W	L	11	1	70.05%	
A2/ Appetite for Destruction	W	W	W	W	-	W	W	W	W	W	W	-	W	L	11	1	255 109	
A3/ Dead Beats	W	-	W	W	W	W	W	W	-	W	W	W	W	W	12	0		
A4/ Lunatic Fringe	W	L	-	W	W	W	W	W	L	-	W	W	W	W	10	2		
A5/ North Raleigh Alliance	W	W	W	-	W	L	L	W	W	W	-	W	L	L	8	4	A Division	
A6/ Brass Monkeys	W	W	W	L	W	-	L	W	W	W	W	W	-	L	9	3	80.95%	
A7/ Alcohol Related	W	L	W	L	W	L	-	W	L	W	W	W	L	-	7	5	34 8	
B1/ Thursday's Suck	W	L	L	W	W	L	L	L	W	L	L	L	W	L	x	5	9	
B2/ Nine Lives	W	W	W	W	L	L	L	L	W	W	W	L	L	L	o	7	7	
B3/ Rif Raf	L	W	W	L	W	L	W	W	W	W	fft	W	W	L	9	4		
B4/ Kiss My Bulls	W	L	L	W	L	L	W	L	W	L	W	W	L	L	x	6	8	
B5/ Methodical Madness	W	L	W	W	W	W	W	L	W	W	W	W	L	L	10	4		
B6/ Menace 2 Sobriety	L	L	W	W	L	W	W	W	W	W	L	L	L	W	8	6	B Division	
B7/ Dartistic Expression	W	W	W	W	W	W	W	L	W	W	W	L	W	L	11	3	60.00%	
B8/ The Bunkers	W	W	W	L	L	W	W	L	W	W	fft	W	W	W	10	3	33 22	
C1/ Shooter McGavin	W	L	W	W	L	L	W	W	W	W	L	L	W	W	9	5		
C2/ Pop That Cork!	W	W	L	L	W	L	L	W	W	L	L	W	W	L	o	7	7	
C3/ Cheap Shots	L	L	W	L	W	L	W	W	W	fft	L	W	W	W	8	5		
C4/ Fire For Effect Again	W	W	W	W	L	L	L	L	W	W	L	W	W	L	8	6		
C5/ Long Shafts	W	L	L	W	L	W	W	L	W	L	W	L	W	fft	7	6		
C6/ Flightmare	L	W	W	W	W	W	W	W	W	W	W	W	W	W	13	1	C Division	
C7/ Darty McDart Face	W	L	W	W	W	W	W	W	W	W	L	W	W	fft	11	2	68.52%	
C8/ Ghosts of Our Former Selves	W	W	W	W	L	W	W	W	W	fft	L	W	W	W	11	2	37 17	
D1/ Dysfunctional Outlaws	-	W	W	L	W	L	W	-	W	W	W	L	W	W	9	3		
D2/ Pat's Blue Ribbon	L	W	-	W	L	W	W	W	W	-	L	W	W	W	9	3		
D3/ Armed and Hammered	L	-	W	L	L	L	L	W	-	W	L	W	W	W	o	6	6	
D4/ One Armed Bandits	W	W	W	-	W	W	L	W	W	W	-	L	W	W	10	2		
D5/ Sharky's Machine	W	W	W	L	-	L	L	W	W	W	W	-	L	W	8	4	D Division	
D6/ Hump Day!	L	W	W	W	L	-	L	W	W	W	L	W	-	W	8	4	66.67%	
D7/ Red-eye Rangers	L	W	W	L	L	L	-	W	W	W	L	W	L	-	o	6	6	28 14
E1/ Sofa Kings	W	L	W	L	-	L	L	W	W	fft	L	-	W	L	x	5	6	
E2/ Coaching Tom Seaver	-	W	L	L	W	W	L	-	W	L	W	W	L	L	o	6	6	
E3/ Game of Throws	W	-	W	L	W	L	W	W	-	W	W	L	W	W	9	3		
E4/ Shark Shooters	W	W	-	L	W	W	W	L	L	-	L	W	L	W	7	5		
E5/ Inglorious Darters	W	W	W	W	W	-	W	W	L	W	L	W	-	W	10	2	E Division	
E6/ Death Throw	W	L	L	-	W	W	W	L	W	L	-	L	W	W	7	5	65.85%	
E7/ WINNAU	W	W	W	W	W	W	-	W	W	fft	L	W	W	-	10	1	27 14	
F1/ Something Inappropriate	W	L	L	-	W	L	W	W	W	L	-	W	L	W	7	5		
F2/ Coral Reefers	W	W	L	L	-	W	W	L	W	L	W	-	W	W	8	4		
F3/ Don't Hit The Scorekeeper	W	L	W	W	L	L	-	L	W	W	W	L	W	-	7	5		
F4/ Plumber's Quacks	W	W	W	W	W	-	W	W	W	W	W	W	-	W	12	0		
F5/ Chatham Street Elite	<i>removed from schedule after forfeiting 3 matches without ever playing</i>														-	-		
F6/ Show Me Your Tips	L	W	-	L	L	L	W	L	W	-	W	L	L	W	x	5	7	F Division
F7/ Wayne Gretzky	L	-	W	W	W	L	W	L	-	W	W	W	W	W	9	3	71.43%	
F8/ Bull Hunters	-	W	W	W	W	W	W	-	W	W	W	W	W	W	12	0	30 12	
G1/ Dart Buddies	-	L	L	W	W	W	W	-	L	L	W	W	W	W	8	4		
G2/ Walking That Wire	W	W	-	L	W	W	W	W	W	-	L	W	L	W	9	3		
G3/ Is It In?	W	-	W	W	W	W	W	L	-	L	L	W	W	W	9	3		
G4/ Bulls Up!	W	L	W	-	W	W	W	W	W	W	-	W	L	W	10	2		
G5/ Chalker's Nightmare	W	W	W	W	-	W	W	W	W	L	W	-	L	W	10	2	G Division	
G6/ Irish Ton	W	L	L	L	W	-	W	L	W	L	L	W	-	W	o	6	6	
G7/ Cold Blooded and Thin Skinn	W	L	W	W	W	W	-	W	L	W	L	W	L	-	8	4	30 12	
H1/ All About That Bull	W	L	W	L	W	W	L	W	L	W	L	fft	W	W	8	5		
H2/ Chalk It Up	W	L	W	W	W	fft	W	W	L	W	L	W	fft	W	9	3		
H3/ Ballistic Behavior	W	L	W	fft	W	W	W	W	W	W	fft	W	W	W	11	1		
H4/ Brown's Bombers	W	L	W	L	W	W	fft	W	W	W	W	W	W	fft	10	2		
H5/ Tips & Shafts	W	L	W	W	W	W	L	fft	L	W	L	W	W	W	9	4		
H6/ Why So Serious?	W	W	W	L	W	W	W	W	fft	W	W	W	W	W	12	1	H Division	
H7/ Just A Bit Outside	W	L	W	L	W	W	W	W	L	fft	L	W	W	W	9	4	78.26%	
H8/ Dart Squad	W	W	W	fft	W	fft	fft	fft	fft	fft	fft	fft	fft	fft	4	0	36 10	
Right:	22	15	22	15	20	16	19	18	21	18	13	20	18	18				
Wrong:	5	12	5	11	7	10	7	8	5	6	12	6	8	7				
forfeited:	-	-		1	-	1	1	1	1	3	2	1	1	2				

RDL - Fall, 2017	Week 1		Week 2		Week 3		Week 4		Week 5		Week 6		Week 7		Week 8		Week 9		Week 10		Week 11		Week 12		Week 13		Week 14		
	vs.	W/L Pts.	vs.	W/L Pts.	vs.	W/L Pts.	vs.	W/L Pts.	vs.	W/L Pts.	vs.	W/L Pts.	vs.	W/L Pts.	vs.	W/L Pts.	vs.	W/L Pts.	vs.	W/L Pts.	vs.	W/L Pts.	vs.	W/L Pts.	vs.	W/L Pts.	vs.	W/L Pts.	vs.
A1/ The Cardiac Element	Bye	--	A6	W 20	a7	W 13	A3	W 16	a5	W 21	A4	W 20	a2	W 16	Bye	--	a6	W 21	A7	W 23	a3	W 20	A5	W 18	a4	W 16	A2	L 11	
A2/ Appetite for Destruction	A7	W 16	a5	W 15	A6	W 18	a4	W 19	Bye	--	a3	W 14	A1	L 8	a7	W 18	A5	W 16	a6	W 12	A4	W 15	Bye	--	A3	W 17	a1	W 13	
A3/ Dead Beats	a6	W 16	Bye	--	A5	W 17	a1	L 8	A7	W 13	A2	L 10	a4	W 12	A6	W 18	Bye	--	a5	W 14	A1	L 4	a7	W 14	a2	L 7	A4	W 16	
A4/ Lunatic Fringe	A5	W 15	a7	L 10	Bye	--	A2	L 5	a6	W 17	a1	L 4	A3	L 12	a5	W 14	A7	L 12	Bye	--	a2	L 9	A6	W 17	A1	L 8	a3	L 8	
A5/ North Raleigh Alliance	a4	L 9	A2	L 9	a3	L 7	Bye	--	A1	L 3	a7	W 14	A4	L 12	A6	L 12	A3	L 8	A2	L 10	Bye	--	a4	L 6	A7	L 10	a5	L 11	
A6/ Brass Monkeys	A3	L 8	a1	L 4	a2	L 6	A7	W 18	A4	L 7	Bye	--	a5	W 12	A3	L 6	A1	L 3	A2	L 12	a7	L 8	a4	L 7	Bye	--	a6	W 13	
A7/ Alcohol Related	a2	L 8	A4	W 14	A1	L 11	a6	L 6	a3	L 11	A5	L 10	Bye	--	A2	L 6	a4	W 12	a1	L 1	A6	W 16	A3	L 10	a5	W 14	Bye	--	
B1/ Thursday's Suck	B8	W 13	b5	L 8	b4	L 9	B6	W 14	B7	L 7	b3	L 5	b2	W 12	b8	L 9	B5	L 8	B4	W 18	b6	L 6	b7	W 14	B3	W 13	B2	W 12	
B2/ Nine Lives	B7	L 11	b8	W 15	b3	W 17	B5	W 13	b6	L 9	b4	L 12	B1	L 11	b7	W 14	B8	W 20	B3	W 17	b5	L 10	B6	L 12	B4	W 15	b1	L 8	
B3/ Rif Raf	B6	L 12	b7	L 10	B2	L 7	b8	L 10	B5	L 8	B1	W 15	b4	L 9	b7	L 8	B7	L 11	b2	L 5	B8	L 0	b5	L 9	b1	L 8	B4	W 13	
B4/ Kiss My Bulls	B5	W 12	b6	W 17	B1	W 15	b7	L 9	b8	L 10	B2	W 12	B3	W 15	b5	L 12	B6	W 17	b1	L 6	B7	L 8	B8	W 12	b2	L 9	b3	L 10	
B5/ Methodical Madness	b4	L 12	B1	W 13	B8	W 14	b2	L 11	b3	W 16	B6	W 12	B7	W 12	B4	W 12	b1	W 13	b8	W 13	B2	W 14	B3	W 15	b6	L 12	b7	W 12	
B6/ Menace 2 Sobriety	b3	W 12	B4	L 7	b7	L 10	b1	L 10	B2	W 15	b5	L 9	b8	L 9	B3	W 16	b4	L 7	b7	L 4	B1	W 16	b2	W 12	B5	W 12	B8	W 11	
B7/ Dartistic Expression	b2	W 13	B3	W 14	b6	W 14	B4	W 15	b1	W 17	B5	W 15	b5	L 12	B2	L 10	b3	W 13	B6	W 19	b4	W 16	B1	L 10	b8	W 18	B5	L 12	
B8/ The Bunkers	b1	L 6	B2	L 9	b5	L 9	B3	W 12	B4	W 14	b7	L 9	B6	W 15	B1	W 15	b2	L 4	B5	L 11	b3	W 16	b4	L 12	B7	L 6	b6	L 10	
C1/ Shooter McGavin	c8	W 15	C7	W 13	c6	L 4	C4	W 9	c5	W 17	c2	L 12	C3	W 14	C8	W 21	c7	W 17	C6	L 8	c4	L 7	C5	L 9	C2	W 17	c3	W 15	
C2/ Pop That Cork!	c7	L 10	C8	W 15	C5	W 12	c3	L 11	c6	L 5	C1	W 12	c4	L 11	C7	L 10	c8	W 17	c5	L 6	C3	W 15	C6	L 8	c1	L 7	C4	W 10	
C3/ Cheap Shots	c6	L 8	C5	W 16	c8	W 12	C2	W 13	C7	L 6	C4	L 10	c1	L 8	C6	L 9	c5	W 18	C8	W 16	c2	L 9	c7	L 7	C4	L 12	C1	L 7	
C4/ Fire For Effect Again	e5	L 6	C6	L 6	C7	L 3	c1	L 9	c8	W 12	C3	W 14	C2	W 13	C5	W 13	c6	L 7	c7	L 7	C1	W 17	C8	W 15	c3	W 12	c2	L 10	
C5/ Long Shafts	C4	W 17	c3	L 8	c2	L 12	C6	L 9	C1	L 7	c8	W 21	c7	L 6	c4	L 11	C3	L 6	C2	W 18	c6	L 4	c1	W 15	C8	W 18	C7	W 16	
C6/ Flightmare	C2	W 13	c4	W 18	C1	W 18	c5	W 13	C2	W 17	c7	W 13	C8	W 19	c3	W 15	C4	W 17	c1	W 16	C5	W 20	c2	W 16	C7	W 16	c8	W 17	
C7/ Darty McDart Face	C3	W 14	c1	L 11	c4	W 19	C8	W 13	C3	W 18	C6	L 11	C5	W 18	c2	W 14	C1	L 7	C4	W 16	c8	L 12	C3	W 11	e6	L 8	c5	L 0	
C8/ Ghosts of Our Former Selves	C1	L 9	c2	L 9	C4	L 8	c7	L 11	C4	L 10	C5	L 3	C6	L 5	c1	L 3	C2	L 6	c3	L 0	C7	W 12	c4	L 8	c5	L 6	C6	L 5	
D1/ Dysfunctional Outlaws	Bye	--	D6	W 18	d7	W 13	D5	L 11	d4	L 11	D3	L 10	D2	L 11	Bye	--	d6	W 17	D7	W 13	d5	W 13	D4	W 17	d3	L 10	d2	L 12	
D2/ Pat's Blue Ribbon	D7	L 12	d5	W 15	Bye	--	D6	W 14	d3	W 14	D4	L 10	d1	W 13	d7	W 13	D5	W 14	Bye	--	d6	L 12	D3	W 15	d4	L 11	D1	W 12	
D3/ Armed and Hammered	d6	L 9	Bye	--	d5	W 20	D7	L 12	D2	L 10	d1	W 14	D4	L 9	D6	W 12	Bye	--	D5	W 13	d7	L 10	d2	L 9	D1	W 13	d4	L 6	
D4/ One Armed Bandits	D5	W 16	d7	W 16	D3	W 17	Bye	--	D1	W 13	d2	W 14	D3	W 15	d5	W 12	D7	W 14	D6	W 16	Bye	--	d1	L 7	D2	W 13	D3	W 18	
D5/ Sharky's Machine	d4	L 8	D2	L 9	d3	L 4	d1	W 13	Bye	--	D7	W 17	d6	L 9	D4	L 11	d2	L 10	d3	L 10	D1	L 10	Bye	--	d7	L 11	D6	L 8	
D6/ Hump Day!	D3	W 12	d1	L 6	D4	L 7	d2	L 10	d7	W 17	Bye	--	D5	W 14	d3	L 8	D1	L 7	d4	L 8	D2	W 12	D7	W 10	Bye	--	d5	W 16	
D7/ Red-eye Rangers	d2	W 12	D4	L 8	D1	L 11	d3	W 12	D6	L 7	d5	L 7	Bye	--	D2	L 11	d4	L 10	d1	L 11	D3	W 14	d6	L 9	D5	W 13	Bye	--	
E1/ Sofa Kings	E5	L 9	e6	L 9	E7	L 6	e4	L 9	Bye	--	E3	W 15	e2	W 15	e5	L 6	E6	L 8	e7	L 0	E4	W 12	Bye	--	e3	L 7	E2	W 12	
E2/ Coaching Tom Seaver	Bye	--	E7	W 13	E6	L 10	e3	L 7	e5	L 6	E4	W 17	E1	L 8	e5	--	e7	L 8	e6	W 15	E3	L 11	E5	L 7	e4	L 12	E1	L 12	
E3/ Game of Throws	e7	L 7	Bye	--	e5	L 9	E2	W 17	E6	L 10	e4	L 7	e4	W 11	E7	L 7	Bye	--	E5	L 9	e2	W 12	e6	W 14	E1	W 17	E4	W 13	
E4/ Shark Shooters	E6	L 9	e5	L 0	Bye	--	E1	W 15	e7	L 4	e2	L 7	E3	L 9	e6	W 14	E5	W 12	Bye	--	e1	L 12	E7	L 9	E2	W 12	e3	L 11	
E5/ Inglourious Darters	e1	W 15	E4	W 24	E3	W 13	e7	W 14	E2	W 18	Bye	--	e6	W 18	E1	W 17	e4	L 12	e3	W 14	E7	L 10	e2	W 17	Bye	--	e6	W 14	
E6/ Death Throw	e4	W 15	E1	W 14	E2	W 14	E3	W 14	E7	--	E5	L 6	E4	L 10	e1	W 16	E2	L 9	Bye	--	e3	L 10	e7	L 8	e5	L 10			
E7/ WINNAU	E3	W 16	e2	L 9	e1	W 17	E5	L 10	E4	W 20	e6	W 13	Bye	--	e3	W 17	E2	W 16	E1	W 16	e5	W 14	e4	W 15	E6	W 16	Bye	--	
F1/ Something Inappropriate	f4	W 21	F3	L 10	F2	L 11	Bye	--	F7	W 13	F6	L 10	f8	L 6	F4	W 15	f3	W 14	f2	L 11	Bye	--	f7	W 18	f6	W 15	F8	L 10	
F2/ Coral Reefers	f3	L 8	F4	W 15	f1	W 13	F6	W 13	Bye	--	F8	L 8	f7	W 15	f2	L 11	F3	W 13	f4	W 18	F1	W 13	f6	L 5	Bye	--	f8	L 6	
F3/ Don't Hit The Scorekeeper	F2	W 14	f1	W 10	f4	W 17	F8	L 7	f6	L 6	F7	L 11	Bye	--	f2	W 13	F1	L 10	F4	W 18	f8	L 9	F6	W 13	f7	W 14	Bye	--	
F4/ Plumber's Quacks	F1	L 2	f2	L 9	F3	L 7	f7	L 9	f8	L 5	Bye	--	f6	L 5	f1	L 9	F2	L 6	F3	L 6	F7	L 10	F8	L 3	Bye	--	f6	L 9	
F5/ Chatham Street Elite																													
F6/ Show Me Your Tips	F7	W 14	f8	L 9	Bye	--	f2	L 11	F3	W 18	f1	W 14	F4	W 19	f7	L 9	F8	L 8	Bye	--	F2	W 19	f3	L 11	F1	L 9	f4	W 15	
F7/ Wayne Gretzky	f6	L 10	Bye	--	f8	L 7	F4	W 15	f1	L 11	f3	W 13	F2	L 9	F6	W 15	Bye	--	f7	L 7	f4	W 14	F1	L 6	F3	L 10	f2	L 12	
F8/ Bull Hunters	Bye	--	F6	W 15	F7	W 17	f3	W 17	F4	W 19	f2	W 16	F1	W 18	Bye	--	f6	W 16	F7	W 17	F3	W 15	f4	W 16	F2	W 18	f1	W 14	
G1/ Dart Buddies	Bye	--	g7	L 12	g6	W 12	G5	W 12	G4	L 10	g3	L 9	G2	L 10	Bye	--	G7	L 10	G6	W 12	g5	L 8	g4	L 8	G3	L 10	g2	L 8	
G2/ Walking That Wire	G7	W 19	G5	W 16	Bye	--	G6	L 12	G3	W 16	g4	L 11	g1	W 14	g7	W 15	g5	W 18	Bye	--	g6	L 5	g3	W 14	G4	W 13	G1	W 15	
G3/ Is It In?	g6	W 18	Bye	--	g5	W 12	G7	W 17	g2	L 8	G1	W 15	G4	L 9	g5	L 12	Bye	--	G5	L 11	g7	L 11	G2	L 10	g1	W 14	g4	L 10	
G4/ Bulls Up!	G5	W 15	G6	L 10	G7	W 18	Bye	--	g1	W 14	G2	W 13	g3	W 15	G6	W 14	G5	W 16	G7	W 16	Bye	--	G1	W 15	g2	L 11	G3	W 14	
G5/ Chalker's Nightmare	G4	L 9	g2	L 8	g3	L 12	g1	L 12	Bye	--	G7	W 16	g6	L 11	g4	L 10	G2	L 6	g3	W 12	G1	W 16	Bye	--	g7	L 9	G6	L 11	
G6/ Irish Ton	g3	L 6	g4	W 14	G1	L 12	g2	W 12	g7	W 14	Bye	--	G5	W 13	G3	W 12	G4	L 8	g1	L 12	G2	W 19	G7	W 12	Bye	--	g5	W 11	
G7/ Cold Blooded and Thin Skinn	g2	L 5	G1	W 12	G4	L 6	g3	L 7	G6	L 10	g5	L 8	Bye	--	G2	L 9	g1	W 14	g4	L 8	G3	W 13	g6	L 10	G5	W 15	Bye	--	
H1/ All About That Bull	h4	L 3	H2	W 12	H3	L 10	h7	L 10	h8	W 18	H6	L 1	H5	W 13	H4	L 9	h2	L 11	h3	L 8	H7	W 11	H8	W 16	h6	L 4	h5	W 19	
H2/ Chalk It Up	H3	L 11	h1	L 9	H4	L 5	H5	L 10	H6	W 16	H6	L 5	h3	L 8	H1	W 13	H4	L 9	h5	W 14	H7	L 10	H8	W 16	h6	W 16	h5	L 5	
H3/ Ballistic Behavior	h2	W 13	H4	L 10	h1	W 13	H8	W 16	h6	L 9	H5	W 15	h7	L 9	H2	W 16	h4	W 13	H1	W 13	h8	W 16	H6	L 4	h5	W 19	H7	L 9	
H4/ Brown's Bombers	H1	W 15	h3	W 14	H2	W 19	h6	L 4	h5	W 15	H7	L 10	h8	W 16	h1	W 10	H3	L 11	h2	W 13	H6	L 8	H5	W 16	h7	L 3	H8	W 16	
H5/ Tips & Shafts	h8																												

I now run this column during seasons in which I've included trivia questions all season. Each question is listed exactly as it was during the season, so there is potential for a question to now be out of date, but it's usually not too much of a problem. Each question is listed under the week number when it ran, and the answers follow the questions. No peeking...

Week 8 question(s): I write all kinds of goofy stuff in this newsletter, but sometimes I write serious stuff too. Maybe the best items are the columns that are both "a little serious" and "a little fun". I would say that the seasonal all-star team column certainly fits that bill, where I try to recognize people with strong seasons. Some of us never make those lists, but some people end up there a lot. Which leads to this week's questions, highlighting the best players our league has had to offer... How many people have been on my "A" division all-star team more than half a dozen times (out of the 41 times I've picked them)? And who are they?

Week 9 question(s): To follow up on the top story in the week 9 newsletter... Of the 520 currently active RDL members this season, how many of them have ever won a North Carolina state championship event? Who are they?

Week 10 question: In the Spring 2007 season, the RDL awards table on each week's page 3 changed from giving a leaguewide award for each fast game and high in/out category to an award in each division in each category. That means the awards have been divisional for 21 seasons prior to this one. In that time, what is the lowest value in each division that has won the High In award for a season? (Note: don't forget that starting in the Spring 2010 season, the High In added the requirement of being a "first turn of the game only".)

Week 11 question: We all know that in the week 1 issue of the Tons each season, I list all of the new team names (along with the team's name from the previous season), so that people can track who they are playing and not be surprised. But I also pick my own personal favorite new team names each season, including a lone top new team name of the season. It would be a tragedy if none of those great names ever hit awards, so... How many of my #1 favorite new team names have won a regular season or tournament title the season I picked them as my favorite? (This question will be fun just due to re-living all those awesome names.)

Week 12 question: Last week, Simon Healy of Dartistic Expression had one of the best half-hours of darts in RDL history, pitching a T77 and a 9m in his 9-dart 301 and 13-dart SCKt games. That means he only threw 24 darts in both of his singles combined, counting the frickin' diddles! In honor of that, and mostly in response to a great idea for a question from Simon's captain Fon Denton, I ask you this: Has anyone ever won both the fast singles 301 and fast singles cricket game for the season in the same night? Since we started giving divisional fast games (as opposed to leaguewide-only) in the Spring 2007 season, we'll accept answers that are for just one division... but since Healy's games are also both leaguewide fast to this point, it's the leaguewide achievement in which I'm really most interested.

Week 13 question: The new RDL Board, with a couple new volunteers taking office, will take their spots after this season. All five elected officers ran unopposed, a situation that has become a bit commonplace as our league has settled into relying on the time/effort generosity of the same people year after year. In light of this: When was the last time that an RDL election ballot actually contained more than one candidate for even one office?

Week 14 question: What is the greatest number of consecutive team match wins (in any division) any RDL member has had to start his/her time in our league? (or, in other words, the longest team winning streak to start a player's RDL career)

Week 8 answer: At some point (maybe in a banquet Tons), we'll make a list of all the people that have ever made one of my all-star teams. But today, we are talking about just the very best of the best - the players who have been at the very top of the league,

and have been there for many years. I've named an all-star team for 41 consecutive seasons, for a total of 328 A division spots in that time span. And 13 throwers have been on that team more than half a dozen times each (accounting for 202 of the total A slots just among themselves!). Those throwers, listing from lowest to highest numbers of appearances: Jimmy Davis, J.D. Dixon and Dale Hyler, with 7 appearances each; Allen Smith and Keith Wall with 8 each; Kyle Gauthier and Mark Knight with 10 each; Jim Budelman with 13; Bob Terry with 16; Robbie Phillips and Mike Seward with 26 each; Wil Tan with 28; and Tom Brown with an astonishing 36(!) appearances. Yes, four different guys have been on the team 26 or more times. That is *amazing*. And of the only five times that Brown wasn't on the team, in three of those seasons he hardly played at all due to various school and work commitments. Seriously, congratulations to all 13 of these guys on some pretty excellent awesomeness.

Week 9 answer: Of this season's 520 RDL members, 27 have at least one North Carolina state championship title to their credit. Since only 181 people have ever won a state title (though technically that number could be as high as 185, since the winners of the 1991 four-player 701 were never recorded anywhere), that means that 15% of the champions in the tournament's history are playing with us right now! The 27 champs are (listed alphabetically, with the numbers of titles won in parentheses): Deborah Blackwelder (2), Tom Brown (18), Barbara Cotton (1), Craig Elder (2), Kyle Gauthier (1), Mike Hall (3), Dawn Hamilton (1), Georgia Hayward (1), Simon Healy (1), Doug Jeffcoat (1), Michael Johnson (1), Kris Kilsdonk (1), Mark Knight (1), Tim Lane (1), Nicole Kubel (2), Chad Massengill (1), Devin Massengill (1), Jerry Oakley (1), Robbie Phillips (22), Julie Scheppele (9), Mike Seward (5), Allen Smith (3), Michelle Stacy (4), Wil Tan (5), Tisha Taylor (1), Keith Wall (3), and Lee Whitehead (1). [Also, although she isn't presently throwing due to some wrist issues, we're adding Maridy Knight and her 2 titles to the list. If she's willing to serve as an RDL Board member even when not throwing, she's sure as hell getting a little recognition here too.]

Week 10 answer: Ok, first thing is, we've never given out an award for an "In" of under 100, so... we've got that going for us. And looking back at the records reveals just how often we sit with one of those Ton-20-logjams. Anyway, in the end here are the lowest "In" awards, by division: A div - Ton-20 - Sp11, Sp12; B div - Ton-20 - Sp12, Sp13, Fa13; C div - Ton-20 - Sp07, Fa07, Fa11, Sp14, Sp15; D div - Ton-08 - Fa16; E div - Ton - Sp15 (and no, this one wasn't even tied by more than one throw!); F div - Ton-10 - Sp15; G div - Ton15 - Sp07; H div - Ton-04 - Sp15; I div - Ton-06 - Sp10. [Answer update for the banquet Tons: You can go ahead and add this season to the list for both B and C divisions, as Ton-20 was once again the winner in both.]

Week 11 answer: Yep, I was right... reliving these team names was pretty great. But I also sort of came to the conclusion that the teams that have new teams often aren't the ones that have been winning, or that have gotten their team formula just about right. Thus, my favorite-named teams have not generally won all that much... But I still love them all just the same!! It turns out that I started picking favorite new team names in the Spring 2003 season, so this season's pick made for a nice even 30 winners. And of those 30, only 2 won their regular season title, and only 4 won a set of tournament mugs (with one team residing in both of those sets). Our lone season/tournament-sweeping great name was Sp08's Random Precision in B division. Fa13's Your Mom won the regular [... trivia answers continued at the top of page 15 ...]

THIS SEASON'S LYRICS QUIZZES... REVISITED

Much like the column of this season's trivia questions on the previous page, I've listed here each lyrics quiz from this season. Each lyric is listed exactly as it was during the season. Each lyric is listed under the week number when it ran, and the answers are listed at the bottom of the page (and continuing onto the next page). No peeking... So who's ready to re-play "Name the band/singer and song (and weekly theme)"?

- Week 2, song #1 lyric: "So close no matter how far, Couldn't be much more from the heart, Forever trusting who we are"
- Week 2, song #2 lyric: "I think that any love is good lovin', So I took what I could get, mm-mm, Oooh she looked at me with big brown eyes"
- Week 2, song #3: "You gotta have somethin' if you want to be with me, You gotta bring me somethin' girl, if you want to be with me"
- Week 3, song #1 lyric: "If someone said three years from now, You'd be long gone, I'd stand up and punch them out, 'Cause they're all wrong"
- Week 3, song #2 lyric: "And I've been knocking, But no one answers, And I've been knocking, Most all the day, Oh, and I've been calling"
- Week 3, song #3 lyric: "Just yesterday morning they let me know you were gone, Susanne the plans they made put an end to you"
- Week 4, song #1 lyric: "Everytime I think of you, I always catch my breath, And I'm still standing here, and you're miles away"
- Week 4, song #2 lyric: "You go talk to your friends, talk to my friends, talk to me (talk to me), But we are..."
- Week 4, song #3: "Look inside, Look inside your tiny mind, Now look a bit harder, 'Cause we're so uninspired, so sick and tired"
- Week 5, song #1 lyric: "My eyes feel like they're gonna bleed, Dried up and bulging out my skull, My mouth is dry, My face is numb"
- Week 5, song #2 lyric: "So take the photographs, and still-frames in your mind, Hang them on a shelf in good health and good time"
- Week 5, song #3 lyric: "Hear the drum pounding out of time, Another protester has crossed the line (hey!), To find, the money's on the other side"
- Week 6, song #1 lyric: "I'm your hell, I'm your dream, I'm nothing in between, You know you wouldn't want it any other way"
- Week 6, song #2 lyric: "I was justified when I was five, Raising cane, I spit in your eye, Times are changing, now the poor get fat"
- Week 6, song #3 lyric: "But you f**k so good, I'm on top of it, When I dream, I'm doing you all night, Scratches all down my back to keep me right on"
- Week 7, song #1 lyric: "Trying hard now, It's so hard now, Trying hard now, Gettin' strong now, Coming on, now, Gettin' strong now"
- Week 7, song #2 lyric: "So many times it happens too fast, You trade your passion for glory, Don't lose your grip on the dreams of the past"
- Week 7, song #3 lyric: "Eye to eye, station to station, ..., Hand to hand, across the nation, ..., got to have a celebration!"
- Week 8, song #1 lyric: "Baby's in Reno with the vitamin D, Got a couple of couches, Sleep on the love seat"
- Week 8, song #2 lyric: "Like every word you said was meant to be, Babe, it couldn't have been that easy to forget about me"
- Week 8, song #3 lyric: "You're getting closer, To pushing me off of life's little edge, And sooner or later you know I'll be dead"
- Week 9, song #1 lyric: "All I know time is a valuable thing, Watch it fly by as the pendulum swings, Watch it count down to the end of the day"
- Week 9, song #2 lyric: "How would I know, That this could be my fate, How would I know, That this could be my fate, yeah"
- Week 9, song #3 lyric: "All the vampires walkin' through the valley, Move west down Ventura Boulevard, And all the bad boys..."
- Week 10, song #1 lyric: "Well it's all right, riding around in the breeze, Well it's all right, if you live the life you please, Well it's all right"
- Week 10, song #2 lyric: "Its been a long year since you've been gone, I've been alone here I've grown old"
- Week 10, song #3 lyric: "Well I'm not uptight, Not unattracted, Turn me on tonight, 'Cause I'm..."
- Week 11, song #1 lyric: "Ever since you've been leaving me, I've been wanting to cry, Now I know how it feels for you, I've been wanting to die"
- Week 11, song #2 lyric: "I never hit so hard in love, All I wanted was to break your walls, All you ever did was break me"
- Week 11, song #3 lyric: "So long ago, I don't remember when, That's when they say I lost my only friend"
- Week 12, song #1 lyric: "I never meant to be so bad to you, One thing I said that I would never do, A look from you and I would fall from grace"
- Week 12, song #2 lyric: "He picks up a bus and he throws it back down, As he wades through the buildings toward the center of town"
- Week 12, song #3 lyric: "I've got a secret I've been hiding under my skin, My heart is human, my blood is boiling, my brain I.B.M."
- Week 13, song #1 lyric: "Want to put my tender, heart in a blender, Watch it spin around to a beautiful oblivion"
- Week 13, song #2 lyric: "Instinctively you give to me, The love that I need, I cherish the moments with you, Respectfully I say to thee"
- Week 13, song #3 lyric: "Ah, don't take my heart, don't break my heart, Don't—, don't—, don't throw it away"
- Week 14, song #1 lyric: "Looking at you, I can read your mind, I am the maker of rules, Dealing with fools, I can cheat you blind"
- Week 14, song #2 lyric: "Well, I've got to run to keep from hiding, And I'm bound to keep on riding, And I've got one more silver dollar"
- Week 14, song #3 lyric: "More sweet than bitter, Bitter than sweet"
- Week 14, song #4 lyric: "These five words I swear to you, When you breathe, I want to be the air for you"
- Week 14, song #5 lyric: "You say that you love me, All of the time, You say that you need me, You'll always be mine"
- Week 14, song #6 lyric: "You've got your ball, You've got your chain, Tied to me tight tie me up again, Who's got their claws in you my friend"
- Week 14, song #7 lyric: "All your life you've never seen a woman taken by the wind, Would you stay if she promised you heaven?, Will you ever win?"
- Week 14, song #8 lyric: "You love her, But she loves him, And he loves somebody else, You just can't win, And so it goes, Till the day you die"
- Week 14, song #9 lyric: "With a boulder on my shoulder, Feeling kinda older, I tripped a merry-go-round, With this very displeasing"
- Week 14, song #10 lyric: "Say it loud, say it clear, You can listen as well as you hear, It's too late, when we die, To admit we don't see eye to eye"
- Week 14, song #11 lyric: "Yes, don't turn your back on me baby, Stop messin' around with your tricks, Don't turn your back on me baby"
- Week 14, song #12 lyric: "Where have you gone, Joe DiMaggio?, A nation turns its lonely eyes to you, wo wo wo"
- Week 14, song #13 lyric: "Well my temperature's rising and my feet are on the floor, Twenty people knocking 'cos they're wanting some more"
- Week 14, song #14 lyric: "Feed the babies, Who don't have enough to eat, Shoe the children, With no shoes on their feet, House the people"
- Week 14, song #15 lyric: "I heard the news baby, all about your disease, Yeah you may have all you want, baby, but I got somethin' you need"
- Week 14, song #16 lyric: "Yeah, you were here when I came, You'll be here when I'm gone, So don't be waiting on love, 'Cause I'll be waiting to ramble on"

THIS SEASON'S LYRICS QUIZZES... REVISITED (the answers to the lyrics at the top of the page) (these are continued on page 14...)

- Week 2 answers: Song 1 = "Nothing Else Matters" by Metallica === Song 2 = "You Ain't Seen Nothing Yet" by Bachman Turner Overdrive === Song 3 = "Nothing From Nothing" by Billy Preston. Week 3 answers: Song 1 = "Who Knew" by Pink === Song 2 = "Empty Garden (Hey, Hey Johnny)" by Elton John === Song 3 = "Fire and Rain" by James Taylor.
- Week 4 answers: Song 1 = "(I Ain't) Missing You" by Jon Waite === Song 2 = "We Are Never Ever Getting Back Together" by Taylor Swift === Song 3 = "Fuck You (Very Much)" by Lily Allen. Week 5 answers: Song 1 = "Brain Stew" by Green Day === Song 2 = "Good Riddance" by Green Day === Song 3 = "Holiday" by Green Day.
- Week 6 answers: Song 1 = "Bitch" by Meredith Brooks === Song 2 = "The Bitch Is Back" by Elton John === Song 3 = "Crazy Bitch" by Buckcherry. Week 7 answers: Song 1 = "Gonna Fly Now" by Bill Conti === Song 2 = "Eye of the Tiger" by Survivor === Song 3 = "Living in America" by James Brown.

THIS SEASON'S LYRICS QUIZZES... REVISITED --- THE ANSWERS (continued from page 13)

Week 8 answers: Song 1 = "Loser" by Beck === Song 2 = "Even the Losers" by Tom Petty & the Heartbreakers ===

Song 3 = "Loser" by 3 Doors Down. Week 9 answers: Song 1 = "In the End" by Linkin Park ===

Song 2 = "Fell on Black Days" by Soundgarden === Song 3 = "Free Fallin'" by Tom Petty & the Heartbreakers.

Week 10 answers: Song 1 = "End of the Line" by Traveling Wilburys === Song 2 = "Fall to Pieces" by Velvet Revolver ===

Song 3 = "Radioactive" by The Firm. Week 11 answers: Song 1 = "Too Late for Goodbyes" by Julian Lennon ===

Song 2 = "Wrecking Ball" by Miley Cyrus === Song 3 = "One Headlight" by The Wallflowers.

Week 12 answers: Song 1 = "Heat of the Moment" by Asia === Song 2 = "Godzilla" by Blue Oyster Cult ===

Song 3 = "Mr. Roboto" by Styx. Week 13 answers: Song 1 = "Inside Out" by Eve 6 ===

Song 2 = "Upside Down" by Diana Ross === Song 3 = "Head Over Heels" by Tears for Fears.

Week 14 answers: Song 1 = "Eye in the Sky" by Alan Parsons Project === Song 2 = "Midnight Rider" by Allman Brothers Band ===

Song 3 = "Bittersweet" by Big Head Todd & the Monsters === Song 4 = "I'll Be There For You" by Bon Jovi ===

Song 5 = "Glad All Over" by The Dave Clark Five === Song 6 = "Crash Into Me" by Dave Matthews Band ===

Song 7 = "Rhiannon" by Fleetwood Mac === Song 8 = "Love Stinks" by J. Geils Band ===

Song 9 = "Blinded by the Light" by Manfred Mann's Earth Band === Song 10 = "The Living Years" by Mike & the Mechanics ===

Song 11 = "Black Magic Woman" by Santana === Song 12 = "Mrs. Robinson" by Simon & Garfunkel ===

Song 13 = "Gimme Some Lovin'" by The Spencer Davis Group === Song 14 = "Fly Like An Eagle" by Steve Miller Band ===

Song 15 = "Ain't Talkin' 'Bout Love" by Van Halen === Song 16 = "Headed for a Heartbreak" by Winger.

*[Like the last several seasons, we used three-song groups each week and also included a theme each and every week. Added a layer to the game for everybody and has been quite popular. **Here are the themes for each week**, including the week 14 sixteen-song set that brought some pretty impressive sets of guesses... a few people knew more of these than I think I expected...]*

Week 2 theme: Well, I was sitting there, pretty tired and spent after vacationing a bit in Vegas, trying to finish up the last tidbits of the Tons... and as I got to the lyrics section, I thought to myself 'aw, dangit, I got nothin'." Ding! Bells, lightbulb, idea. That's our train of thought...

Nothing!! Week 3 theme: Clearly, this one was all about the loss of a friend, and was very much in tribute to Bam Lupien and his recent passing.

Week 4 theme: Now this could very easily be interpreted as a set about an ex-lover... Or maybe... these are the kinds of sentiments you might feel when somebody makes a commitment, has you plan everyone else around that commitment, and then you just never ever ever show up once or even reply to those trying to help you. Hmmm... suppose you could take that either way. I wonder why that second sentiment might even be in my head... here for the dart league newsletter... in this particular season... quite a mystery... Week 5 theme:

Yeah, so I went to the Green Day concert a couple Fridays ago. And it was a really dark and rainy day. And maybe some of you skipped out on the show or sold your tickets. And... if you did... you freaking blew it!! The rain squashed pre-show tailgating, and it canceled the opening act. But what it also did was inspire Green Day to play for nearly 3 hours, and the rain only came during the first song of the night and the encore!

It was one of the best large venue shows I have ever seen. So, so good. Good enough to warrant owning the entire lyrics quiz for a week.

Week 6 theme: Well, the theme for this one is pretty evident. I heard a couple of these songs recently, and decided that they just fit with my recent contention that the word "bitches" makes just about every statement better! Try it. "Nice shots" or "nice shots, bitches". "Catch you later" or "catch you later, bitches." I even saw a variation on a t-shirt once - it had some cool graphs and said "Science. It works, bitches." See? The word 'bitches' makes the WHOLE thing! You can do it in the singular too, but you just have to be more careful, so that you aren't insulting anyone who might think you are actually just calling them a bitch. It has to be cool, and said with the proper tone to work really really well.

But I still contend that the word is awesome. Week 7 theme: Yo, Adrian, these are all theme songs/main soundtrack songs from Rocky movies!

Week 8 theme: Obviously, the theme was losers. Or, if you want, please feel free to adapt the theme to describe anyone who finds themselves sitting in a hotel room alone with a lot of weapons. Ill or not, those type of actions brand you a loser for this and any subsequent lives that might or might not follow. Week 9 theme: The far too early loss of some of music's most iconic singers - Chester Bennington of Linkin Park, Chris Cornell of Soundgarden, and Tom Petty of his self-named Heartbreaker band. Week 10 theme: Supergroups... bands mostly made up

of members of multiple other acts. The Wilburys included Bob Dylan, George Harrison, Jeff Lynne, Roy Orbison, and Tom Petty. Velvet Revolver included guys from Guns 'n Roses, Wasted Youth, and Stone Temple Pilots. And The Firm included Jimmy Page, Paul Rodgers, Chris Slade, and Tony Franklin. Week 11 theme: Musical artists with famous musical parents. For those that didn't know, The Wallflowers is

fronted by Jakob Dylan, Bob's son. Week 12 theme: Robbie Phillips tearing it up at the World Cup in Japan. Asia... stomping through Japan like Godzilla... and the last one was double-involved... not only is it a Japanese artificial intelligence story, but Robbie's nickname in the major darting circles is Robot! Love when the songs do double duty. Week 13 theme: Phrases for flipping things the opposite of how they normally are. (Personally I've always thought that 'heels over head' would make a LOT more sense, but it turns out that I don't get to pick and choose what the common language phrases are.) Week 14 theme: Bands named after a member of the band. (The songs were listed in order

by the band name/singer's last name, alphabetically.)

I LOVE STORIES THAT HIGHLIGHT THE PEOPLE AND THE JOY WITHIN RDL

Received this message from Shawn Budd of Just A Bit Outside a few weeks ago. I love the interpersonal camaraderie stories like this, especially when it's something that carried on most likely completely unbeknownst to one of those involved. Good stuff here. I really love the RDL.:

"Also, something you might enjoy: Your teammate actually helped me win my singles cricket match. A few days ago while practicing at home, I hit a 9M and posted a pic with the caption "while I can appreciate the fact this happens on a somewhat regular basis, WHY CAN'T I DO THIS ON LEAGUE NIGHT?!" Robbie [Phillips, of my team The Cardiac Element] commented on it with simple yet highly effective advice: "You're trying to hit them in league instead of knowing they're going in. Calm and confident". I had BARELY won my 301 game and was not happy with how I was throwing, combine that with 2-3 extra drinks and I was pretty frustrated with myself and had zero confidence for cricket. I lost the diddle, then I hit only 1 mark on my first turn. I took a step back, thought about what Robbie said. My next two turns were 5M, everything was a breeze after that. Even the bulls seemed to fly right in without me really even having to try. It was a great feeling. This is not the first time his words have pulled me out of a slump...we were partnered up in a LOD match at Upper Deck when I first got into darts. I threw 3 20's...which to me was pretty damn good...then I watched him throw a T80 with ease. I immediately thought "oh shit I shouldn't be here", but he was really cool about the fact I could only contribute 3 fat 20's each turn and told me just to have fun, that's what it's all about. I must have used that line to my team about 50 times since then..."just have fun guys....that's what it's all about". So yea, an A division player helping an H division player lock down the W and advance to G next season...without even knowing he helped....pretty cool stuff. "

[... *trivia answers continued from the bottom of page 12* ...] season G title, while Fa03's Tres Equis, Sp05's The Elements of Style, and Fa11's Black Mug Society (fittingly) won tournament mugs. All three of those other mug winners also finished second during their regular seasons, and we gave second place plaques then, so they got a second piece of hardware with their awesome names on them. Sp04's Well Hungarians, Fa05's The Hostile Amish, and Sp14's Inconceivable! also pulled in second place plaques. Just for fun, here are the other 22 team names that I've loved, with each for its own reason (some were simply timely references, but some will live on forever): Sp03 - Evicted; Fa04 - Got Pepsi?; Sp06 - Tir na hOg; Fa06 - Capital Punishment; Sp07 - Never A Dull Moment; Fa07 - The Misplacements; Fa08 - Nice Dittles; Sp09 - 95% Drunksten; Fa09 - Fighting Chuck Norris (which they later changed to the very boring Pride and Glory); Sp10 - Pounding the Neighbor's (best misplaced apostrophe in team name history); Fa10 - Duckin' D'Oh! Nuts; Sp11 - Antique's Roadshow; Sp12 - Carry Oakie; Fa12 - Ted's Blue Waffle Emporium; Sp13 - She Doesn't Look Druish; Fa14 - To B or not to B...; Sp15 - Something Inappropriate; Fa15 - Shooter McGavin; Sp16 - #thecork (and you had better pronounce this brilliant little entry correctly); Fa16 - Game of Throws; Sp17 - Beer View Mirrors; and this season's favorite - Cold Blooded and Thin Skinned (no regular season title coming here, but maybe they can put together a surprise tournament run? [*Answer update for the banquet Tons* : No, they couldn't.]

Week 12 answer : Obviously, I can only answer this question over the most recent 44 seasons, as that's the length of time for which I've been the RDL statistician (and is the length of time for which we have comprehensive records). For the first 22 seasons, we only gave out "leaguewide" fast game awards, and for the next 22 seasons (the current one being the 22nd), we've given out divisional awards. And it turns out that not one time has a thrower tossed leaguewide Fast 301 and Fast SCKt games in the same night! In fact, only 30 times has a person even won (or tied for) both fast singles over the course of an entire season, with 2 of those coming during the 22 leaguewide seasons, and the other 28 coming during the first 21 divisional seasons. --- There have been 5 instances of a player throwing division-fast (but not leaguewide-fast) games in the same night though: Sp11 - David Simpson in E division; Fa11 -

Ted Marks in G division; Fa12 - Kyle Gauthier in A division; Fa14 - Robbie Phillips in A division; and Sp15 - Tony Millage in F division. --- Maybe the more impressive thing is that there have 6 instances of one player throwing (or at least tying for) leaguewide fast games in both 301 and SCKt, when allowing the games to come on different dates. And those were achieved by only 4 throwers: Fa02 - Tom Brown - 9d-301(tie) & 13-dart SCKt; Fa05 - Tom Brown - 7d-301 & 16d-SCKt(tie) [and he also tied for the leaguewide low 501]; Fa07 - Brian Blake - 8d-301 & 12d-SCKt [also had the league-wide low 501]; Sp13 - Robbie Phillips - 9d-301(tie) & 15d-SCKt; Fa15 - Robbie Phillips - 8d-301 & 15d-SCKt [and actually had the untied leaguewide low in all four sets, though all four came on different dates]; Sp17 - Chad Massengill - 8d-301(tie) & 15d-SCKt(tie) [and actually also had the untied fast game in both doubles sets, with all the games coming on only two dates]. --- Simon Healy is presently tied for the leaguewide fast 301 and holds the leaguewide fast SCKt, and he threw them in the same night... will those games hold on? [*Answer update for the banquet Tons* : While Healy's 9-dart 301 was indeed tied by others, it was not outdone, and thus Healy IS the first RDL thrower to ever toss the leaguewide fast games in both singles sets, in the same night.]

Week 13 answer : This year's election was the ninth consecutive time that the annual ballot had no offices with more than one candidate. Back in 2009, there were two candidates for the position of Rules & Grievances Director, with incumbent Thom Dunn defeating Cathy Moeschet (who had actually served as the Membership Director for 11 seasons years earlier). That 2009 election was also the only time since 2006 that people ran against each other for an office, after it had been pretty common in the late 1990s and early 2000s.

Week 14 answer : This question might be the biggest landslide answer in the history of the trivia column. John Kramer (of Element) joined the team in week 3 of the Spring 2016 season, and until this past week, he had never been in an RDL match that his team lost! (yes, that was some pretty awful timing for the question, as our team dropped an 11-3 lead last week, ugh) Regardless, that means that Kramer did not lose a match for the first SIXTY-TWO weeks of play that he was in the RDL. And every week was in flippin' A division! In digging through the records, I haven't even found somebody else who ever even reached twenty yet...

NEED A DART MAT?

Jim Budelman, who sold a stanchion a couple seasons ago, still has a dart mat (rubber, rolls out to the designated distance from the board) that he is willing to sell. If you're interested, contact him at: budelmjt@gmail.com

RDL MEMBERS GRAB CITY LEAGUE/LADIES' CUP TITLES

Some pretty big congratulations go out to 5 of our RDL brothers and sisters, as they are all members of either the Wilmington NCCDL (North Carolina City Dart League) or Lake Norman NCLC (North Carolina Ladies' Cup) teams. Those two teams just claimed the 2017 state titles this past weekend (see full results on pages 18 and 19). **Dean Cusher**, **Craig Elder** and **Scott Stankevich** (all of Appetite for Destruction) all play for the Wilmington NCCDL squad, while **Nancy Andersen** (of Dart Buddies) and **Julie Scheppele** (of Kiss My Bulls) both play for the Lake Norman NCLC team. Those two teams (and assumedly our five newly-crowned state champs) will host the 2018 tournaments next year, where they'll try to defend their titles (probably in large part against other bunches of RDL members! - our league is deep in talent, folks).

THIS MADE ME CHUCKLE

Back in week 12, the duo of Steve/Martin pulled in two (yes, two) 501 wins for the Quacks. Yes, humor really does rule pretty much all.

A SENTIMENT WITH WHICH I COULDN'T AGREE MORE

My wife recently shared or reposted or what-the-hell-ever something on Facebook that I thought was just fantastic. Now, I am well aware that Facebook is mostly full of stupidity, falsehoods, and the perpetuation of those things (yes, I fully think you should use Facebook for nothing more than sharing some photos with friends - aside from picking up some times and dates of stuff, it's pretty much a wasteland of anything of actual use, aside from the aforementioned photos and such). But every so often a little gem comes through, I'm sure, and I think she found one. Now the quote is attributed to Anthony Hopkins, and I'm sure that's on the list of possibilities for its origin, but so is "badly altered version of something some lying trolling in an Idaho basement typed", so the source is really of little importance here. What IS important is the most excellent message contained within the words: "*None of us are getting out of here alive, so please stop treating yourself like an after thought. Eat the delicious food. Walk in the sunshine. Jump in the ocean. Say the truth that you're carrying in your heart like hidden treasure. Be silly. Be kind. Be weird. There's no time for anything else.*" I say here it all the time - live every day, people. You never know which day might be your last. Or the last for the person next to you. Bad luck happens, so have no regrets if you run into some and your time is shorter than you wanted. Tell those you love that you love them. On that note... I love you guys.

RANDOM THOUGHTS FROM JK

Nowadays, it's a fact... this column has become a banquet Tons staple. I have no idea why so many are so keen on taking a peek into the oddness that is my head, but you are. So without further ado, let's open up my head again and see what falls out. Some of these observations are dart-related, and some of them clearly are not. As always, this is just about the last thing that I'm writing and this season is certainly no exception... soooo, also as always not even I know what's about to hit the page...

-- Breaking tradition a little here, as I'm about a month behind in Survivor, just due to being so busy lately. But that highlights something else... I'm going to watch Survivor from my DVR recording, as I usually do. With the advent of DVRs taking over for cumbersome VCRs, and the invention of streaming services like Netflix, does anyone ever watch commercials anymore? Do networks still get the same advertising dollar as they have in the past? Honestly, I see more commercials at a movie theater than I do at home... and don't get me started on that one... movie previews are great... television commercials are... not.

-- So I dropped my son off and school this morning (actually at Durham Tech because he is in a hybrid high school / college), and the temperature was hovering right at 40°F. One of the kids in his class walked up to the building in a t-shirt, shorts, and Crocs (no pants, no socks, no jacket)... oh, and winter ski gloves. Ummm...

-- Here, let me break an odd speech pattern some of you have. If you have the habit of saying "don't judge me" as you do or say something, care to guess what the very first thing each and every one of us is doing?

-- Is it just me, or is there some small little pleasure and pride in yourself and your 'friends/teammates of the past six seconds' when a couple groups of cars swapping lanes (such as at close exit and entrance ramps at a highway) do so in really quick and organized fashion? Just something about everybody seamlessly getting on the same page in that first second, am I right?

-- And while we are on the subject of driving, I have an important clarification for all of you: "Free-flowing right turn" does NOT mean "stop in the lane and look all around in a panicked fashion for the next ten seconds." It means frickin' turn already, the entire lane is yours, all the way around the corner and likely down the road for at least a little ways! Ugh. It's a method meant to increase traffic efficiency, and protect most of us from... well... you.

-- I was about to type "can somebody please tell me why the television show Impractical Jokers is successful, or funny, or even still on the air?" But then I realized that if you know why or think the show is a good idea, then I don't want to hear what you are going to say. At what point did you or anyone else come to the conclusion that doing mean stuff to friends, or putting your friends in horribly awkward and demeaning situations for your own entertainment, was a good idea? We clearly employ different definitions of the word 'friend'. (And yes, I realize that this is a television show, and the people in it are paid, etc., but the whole idea of treating your friends badly on purpose is pretty repulsive to me.)

-- I'm not really sure what rental properties have to do with a sale at the Hickory Farms stand in the middle of the mall, but evidently they somehow do, at least according to their sale sign. And if you don't get this one, that's ok, don't you worry your pretty little head about it. There will be something else for you to laugh at here in just a second. Just ignore those that are still enjoying this one.



-- Time for the next installment of speech patterns of which I'm going to stop for you: if you find yourself continually saying "the whole entire (insert item here)", please stop. That is unnecessarily repetitively redundant. My damn kids picked this one up recently, and they say it all the time. Dangit.

-- Oh, and a hybrid bad speech pattern / worn-the-hell-out joke note: the phrase "... said no one ever" on the end of some line that is ridiculous intentionally? That's spent. It's over. Drop that one from your arsenal. You will get teenage eyerolls from people of all ages if you employ this dead horse any longer.

-- Ok, so this photo isn't *exactly* the "smell this" from one of my stories that my friends have clung to for years, but it's pretty close. Saw this in an airport gift shop and it immediately took me back 35 years to my niece and her (very) evil grin. Most of you will have no idea what I'm talking about here... and I'm good with that... this one is pretty much for my own teammates. And look at the little stuffed creature directly beneath the smelly thing - it looks like he's trying, right?



-- Quick question for which I will bet that you don't have any good quick answer: why the heck do you have to enter the 00s for the cents on most ATMs? If I want to withdraw \$20, I have to enter 2-0-0-0. It's not like it's protective against mistakenly removing the money before you're ready, because you have to hit the enter button regardless of whether you typed in 2-0-0-0 or just 2-0. Did the original programmers really put in code that flexible in case the bank wanted to offer withdrawals of \$14.62?

-- Ok, next exercise for you... you'll have to pay attention for a while for this one though. Over the next however long you think to watch for it, see what percentage of dart game stories your friends/teammates/opponents tell that involve them making the little throwing motions with their hands. It's not as though we don't know that when you threw at the double-4 your arm made a throwing motion... because, ya know... you were throwing the dart. Yet, there it is, almost universally. Most darters as they tell the stories will even make the little wrist throw motions for each dart of the turn in the story, sometimes even for multiple turns. And when the story changes targets, the wrist snap and the arm angle during the story changes a bit to match. :o)

-- Do you ever come across people in your day (work, darts, grocery store, wherever) about whom you think to yourself "how do they get through their day?" I mean, you literally wonder to yourself how they are physically able to get from one place to the next without walking in front of traffic, falling in an open manhole, etc.? And how do those people avoid being completely scammed of all their money about a hundred times per day, since they clearly have no concept of math... or currency... I don't want to badmouth or mock these people (well, not *too* much), but I genuinely wonder how they do it. Although I guess the answer is probably relatively obvious now that I think about it: how do they do it? likely in blissful ignorance. Bless their hearts...

29-SEASON LISTING OF REGULAR SEASON & TOURNAMENT WINNERS

Lots of us like to think back to "that one great season when it all came together." Others like to brag about how many times in a row their team came out on top. Probably even more of us like to refute the crap story that the bragging bullhead is spout about how many times his/her team won. Well, things like that are the reason that I run pages like this. Hard to make stuff up when the historical record is sitting right in front of you. So, here is a list of the recent season- and tournament-winning listed by division. See your team anywhere? [Note to those who are curious: the regular season winners in these 29 seasons also won the tournament less than 54% of the time. Not counting 15 1-season history, in no division are the season winners doing better than 66% in the tournaments (and in B, C, and D, the rate is only 45%, 45%, 48%, respectively).]

<i>"A Division"</i>			<i>"B Division"</i>			<i>"C Division"</i>			<i>"D Division"</i>		
Season	Tournament	Season	Tournament	Season	Tournament	Season	Tournament	Season	Tournament	Season	Tournament
Fa03	The Subversive Element	The Subversive Element	Home Thrown	Home Thrown	Back Here Doing That	Back Here Doing That	Heroes In Trouble	Wireless	Fa03		
Sp04	The Elusive Element	The Elusive Element	Here for the Beer	Swift Recovery	Excalibur	Excalibur	Wireless	Wireless	Sp04		
Fa04	The Intrusive Element	The Intrusive Element	Cheap Shots	Cheap Shots	Wireless	Wireless	Modena Cartel	Modena Cartel	Fa04		
Sp05	Lunatic Fringe	The Elements of Style	Wireless	Wireless	Modena Cartel	The Replacements	Dynamic Darts	Dynamic Darts	Sp05		
Fa05	The Fifth Element	Lunatic Fringe	The Replacements	Bad News Pigs	HammerHeads	HammerHeads	No Names	Kozmic Debris	Fa05		
Sp06	Elementary School Bullies	Elementary School Bullies	HammerHeads	Who Needs One	Old School	Fired Up	Get the Point "33"	Get the Point "33"	Sp06		
Fa06	Tossn Heads	Tossn Heads	Cheap Shots	Old School	Got Pepsi?	Starving Dartists	Travelin' Beer Bellies	Travelin' Beer Bellies	Fa06		
Sp07	The Shadows	The Shadows	Rebels Without A Cause	Rebels Without A Cause	Travelin Beer Bellies	Bag O' Nuts	The Hostile Amish	Effects of the Influence	Sp07		
Fa07	The Rogue Element	The Rogue Element	Nine Lives	Shut Up and Shoot	The Aristocrats	The Aristocrats	Rif Raf	Dynamic Darts	Fa07		
Sp08	Element X	Element X	Random Precision	Random Precision	Rif Raf	BullsHitters	Bennington Brawlers	Tailgaters	Sp08		
Fa08	No Element of Doubt	Buddy Holly & the Shafters	Cleveland Rocks	Cleveland Rocks	Bennington Brawlers	Starving Dartists	Tailgaters	Tailgaters	Fa08		
Sp09	A Dozen Elements	Who's the Daddy?	Rif Raf	Rif Raf	Off Constantly	Off Constantly	Overtime Outlaws	C-Minus	Sp09		
Fa09	Elements of Mass Destruction	Sugar Daddy	Off Constantly	The Beleagured	Overtime Outlaws	Overtime Outlaws	Jack Nine	Jack Nine	Fa09		
Sp10	Elemental Truths	Elemental Truths	BB	Pheasant Pluckers	Jack Nine	Dogs of War	Imports & Domestics	Imports & Domestics	Sp10		
Fa10	Element Horizon	Element Horizon	Jack Nine	Jack Nine	Domestic Rednecks	Domestic Rednecks	Coral Reefers	Coral Reefers	Fa10		
Sp11	Just A Little High	The Missing Element	Off Constantly	Domestic Rednecks	Money Shot	Can't See The Board	Leftovers	Mug Hunters	Sp11		
Fa11	Not Non-Element	Just A Little High	Appetite for Destruction	Appetite for Destruction	Is It In?	Mug Hunters	Salute-A-Bulls	Black Mug Society	Fa11		
Sp12	Required Elements	Required Elements	Triple Threats	Absolut Confusion	Excalibur	Excalibur	Big Bulls	Big Bulls	Sp12		
Fa12	Narfle the Element	Narfle the Element	Is It In?	Mug Hunters	1 to Potato	1 to Potato	Dublin-Dublout	Dublin-Dublout	Fa12		
Sp13	The Decennary Element	Klitznecker	The Reaperz	Slop and Shots	Nine Lives	Dublin Dublout	BullsHitters	BullsHitters	Sp13		
Fa13	Element Twenty Won	Element Twenty Won	Despicable Us	Excalibur	BullsHitters	BullsHitters	Methodical Madness	Projectile Dysfunction	Fa13		
Sp14	Bona Fide Element	Bona Fide Element	BullsHitters	BullsHitters	Methodical Madness	Projectile Bombers	Sharky's Machine	We Be Triplin	Sp14		
Fa14	The Dynastic Element	Appetite for Destruction	Methodical Madness	Nine Lives	Excalibur	Excalibur	Death Throw	The Jeffersons	Fa14		
Sp15	Appetite for Destruction	The Alpaca Element	Fire for Effect	Traveling Brown's Billiards	Projectile Dysfunction	Death Throw	Talk Darty to Me	Talk Darty to Me	Sp15		
Fa15	The Eventual Element	The Eventual Element	Methodical Madness	Methodical Madness	Darty Rotten Scoundrels	Darty Rotten Scoundrels	One Armed Bandits	One Armed Bandits	Fa15		
Sp16	The Element Way	The Element Way	Rif Raf	Darty Sanchez	Shooter McGavind	One Armed Bandits	Them Handsome Devils	Pat's Blue Ribbon	Sp16		
Fa16	The Irreverent Element	The Irreverent Element	The Liquor Posse	The Liquor Posse	Unnecessary Triples	Dartistic Differences	Mike's Garage	Never Trust A Dart	Fa16		
Sp17	This Is Element	This Is Element	Shaunt Be Shutout	Shaunt Be Shutout	Dartistic License	Mike's Garage	We've Got Big Bulls	One Armed Bandits	Sp17		
Fa17	The Cardiac Element	Appetite for Destruction	Methodical Madness	Dartistic Expression	Flightmare	Flightmare	One Armed Bandits	Dysfunctional Outlaws	Fa17		

<i>"E Division"</i>			<i>"F Division"</i>			<i>"G Division"</i>			<i>"H Division"</i>		
Season	Tournament	Season	Tournament	Season	Tournament	Season	Tournament	Season	Tournament	Season	Tournament
Fa03	No Fear	Modena	Brain Dead	Tres Equis	3 Legged Dog	3 Legged Dog	-	-	Fa03		
Sp04	Varina Sports Bar II	Tres Equis	Get Over It	Coral Reefers	-	-	-	-	Sp04		
Fa04	Chupacabras	Kozmic Debris	Deadstroke	Deadstroke	-	-	-	-	Fa04		
Sp05	Kozmic Debris	Deadstroke	One Armed Bandits	Mojo's Jerksquad	-	-	-	-	Sp05		
Fa05	One Armed Bandits	One Armed Bandits	Mojo's Jerksquad	Rif Raf	-	-	-	-	Fa05		
Sp06	Mojo's Jerksquad	Mojo's Jerksquad	Hostile Amish	Hostile Amish	Menace to Sobriety	Bad News Beers	-	-	Sp06		
Fa06	Team America	The Hostile Amish	Rif Raf	Rif Raf	Designated Divers	Off Constantly	-	-	Fa06		
Sp07	Rif Raf	Rif Raf	Off Constantly	Off Constantly	The Bogarts	The Bogarts	-	-	Sp07		
Fa07	Bennington Brawlers	Bennington Brawlers	Board 2 Death	Damn Yankees!!	Overtime Outlaws	Overtime Outlaws	The Rednecker	The Rednecker	Fa07		
Sp08	Off Constantly	Off Constantly	Overtime Outlaws	Overtime Outlaws	The Rednecker	The Rednecker	Money Shot	Any Given Wednesday	Sp08		
Fa08	Respect Da Bull	Respect Da Bull	Imports & Domestics	The Rednecker	Money Shot	Money Shot	Coral Reefers	Coral Reefers	Fa08		
Sp09	Imports and Domestics	Imports and Domestics	Money Shot	Money Shot	Coral Reefers	Coral Reefers	Ale-ing Archers	Ale-ing Archers	Sp09		
Fa09	Pit Crew	Pit Crew	The Rednecker	The Rednecker	Ale-ing Archers	Irish We Were Drunk	Big Bulls	Big Bulls	Fa09		
Sp10	Coral Reefers	Like To Party	The Leftovers	Ale-ing Archers	Big Bulls	Big Bulls	Sharkshooters	Grateful Darts	Sp10		
Fa10	Mug Hunters	Mug Hunters	Salute-A-Bull	Big Bulls	Grateful Darts	Grateful Darts	Liquor Posse	JoCo Bullies	Fa10		
Sp11	Salute-A-Bulls	Salute-A-Bulls	Lords of Da Board	Big Bulls	Sharkshooters	Dublin-Dublout	Backyard Brawlers	One Armed Bandits	Sp11		
Fa11	Lords of Da Board	Lords of Da Board	Dublin-Dublout	Projectile Bogarts	Barkyard Brawlers	Liquor Posse	Methodical Madness	Methodical Madness	Fa11		
Sp12	Dublin-Dublout	Force 8 from the Planet XXX	BullsHitters	BullsHitters	Methodical Madness	One Armed Bandits	Brown's Bombers	Brown's Bombers	Sp12		
Fa12	BullsHitters	BullsHitters	Projectile Dysfunction	Projectile Dysfunction	Brown's Bombers	Brown's Bombers	Lunchbox in the Alley	The Misfits	Fa12		
Sp13	Methodical Madness	Methodical Madness	Brown's Bombers	Brown's Bombers	Five-OH! Whizzle	Five-OH! Whizzle	Same Day Different Darts	Same Day Different Darts	Sp13		
Fa13	Brown's Bombers	We Be Triplin	Liquor Posse	Liquor Posse	Your Mom	Shootin Da Bull	Missing Flights	Why Not	Fa13		
Sp14	I Got Nothing	Liquor Posse	Home Grown Wolves	Home Grown Wolves	Shootin Da Bull	The Sofa Kings	Quack Hos	Train Station Shooters	Sp14		
Fa14	Darty	Darty	One Armed Bandits	One Armed Bandits	Release the Quacken	Release the Quacken	Whynot!	Whynot!	Fa14		
Sp15	One Armed Bandits	Them Handsome Devils	T.E.D.S.	Pat's Blue Ribbon	Missing Flights	Missing Flights	AC Dart C	Train Station Shooters	Sp15		
Fa15	Them Handsome Devils	Them Handsome Devils	Missing Flights	Bye Week	All About That Bull!	All About That Bull!	Chatham Street Elite	Don't Hit the Scorekeeper	Fa15		
Sp16	Mike's Garage	The Drinkers Awaken	The Sofa Kings	Coach's Crew	Another Sinking Ship	Ballistic Behavior	-	-	Sp16		
Fa16	D-Lux Drinkers	D-Lux Drinkers	Hump Day!	Hump Day!	Quackalacky Ducks	Walking the Wire	Bull Hunters	Bull Hunters	Fa16		
Sp17	Hump Day!	Game of Throws	All Flights Matter	All Flights Matter	Show Me Your Tips	Bull Hunters	Bulls Up!	Bulls Up!	Sp17		
Fa17	Inglourious Darters	Inglourious Darters	Bull Hunters	Bull Hunters	Bulls Up!	Bulls Up!	Why So Serious?	Why So Serious?	Fa17		

"I Division" - Sp10 only - Season = Mug Hunters, Tournament = Mug Hunters

2017 North Carolina City Dart League (NCCDL) & North Carolina Ladies' Cup (NCLC)

FINAL Divisional Team Standings

NCCDL - "Mountain/Beach" Division

	<u>W</u>	<u>L</u>	<u>Pts.</u>
1 Wilmington (ACDA)	7	1	203
2 Lake Norman (LNDA)	5	3	164
3 Boone (HCDA)	4	4	160
4 Jacksonville (JDA)	4	4	139
5 Asheville (WCDA)	3	5	101
6 Port City (PCDA)	1	7	92
7 Pineville (PDC)	1	7	78

NCCDL - "Central" Division

	<u>W</u>	<u>L</u>	<u>Pts.</u>
1 Durham (BCDL)	8	0	217
2 Piedmont (PDA)	7	1	190
3 Charlotte (BADA)	6	2	186
4 Raleigh (RDL)	3	5	130
5 Capital Area (CADC)	2	6	93
6 Chapel Hill (TDL)	1	7	118

NCLC - "Mountain/Beach" Division

	<u>W</u>	<u>L</u>	<u>Pts.</u>
1 Jacksonville (JDA)	5	1	89
2 Lake Norman (LNDA)	5	1	82
3 Wilmington (ACDA)	4	2	102
4 Pineville (PDC)	4	2	76
5 Asheville (WCDA)	2	4	46
6 xx-Charlotte (QCDA)	1	5	30

NCLC - "Central" Division

	<u>W</u>	<u>L</u>	<u>Pts.</u>
1 Fuquay-Varina (FVDO)	5	1	92
2 Piedmont (PDA)	3	3	75
3 Apex (CDA)	3	3	70
4 Capital Area (CADC)	1	5	50
5 Chapel Hill (TDL)	0	6	34

2017 SINGLES WIN/LOSS AWARD WINNERS

(Eligibility for these awards in the NCCDL requires playing in 60% of your team's singles sets, while also playing at least 2 "away" matches.)

(Eligibility for these awards in the NCLC merely requires playing in 50% of your team's singles sets.)

NCCDL "Mountain/Beach" Division -- Brian Blake - Wilmington - 9-1 (sets), 19-3 (games)

(this is the 2nd consecutive singles title for Blake, with a combined two-year record of 21-1 in sets, 43-3 in games)

NCCDL "Central" Division -- **Robbie Phillips** - Durham - 12-0 (sets), 24-3 (games)

(this is the 3rd singles title in four years for Phillips, and in the only one of those four year when he didn't finish first, he was actually still undefeated in singles sets and only lost by game percentage!)

NCLC "West" Division -- Donna Ferber - Lake Norman - 8-0 (sets), 16-0 (games)

NCLC "East" Division -- Kristen King - Piedmont - 5-1 (sets), 11-5 (games)

NCCDL / NCLC MEETING RESULTS FROM THE OCTOBER MEETING

#1 - The **value of a late mail penalty** was set to a uniform value (instead of the "your points from that match" penalty that has been in place for decades. The value will now be the base forfeit value for the season, regardless of the number of points that the winning/offending team had accrued during the match in question.

#2 - an **appeals process** was officially put in place, with a requirement of a majority vote of all teams (not including those involved in the complaint) required to overturn whatever the original ruling was. Note that this means "more than half", and that that number is determined from ALL teams, not just those that bother to vote.

#3 - the **division style for 2018** will again switch back to the East and West divisions. The NCCDL will be separated into divisions of: NCCDL West (6 teams) = Asheville, Boone, Pineville, Charlotte, Lake Norman, Piedmont; NCCDL East (7 teams) = Chapel Hill, Durham, Raleigh, Capital Area, Jacksonville, Wilmington. Additional interdivisional matches will be added to bring the match number up to 8 per team (with one pair of teams in the East playing each other a second time due to the unbalanced sizes of the divisions). -- -- -- The NCLC will operate in a similar fashion, with the following divisions: NCLC West (5 teams) = Asheville, Pineville, Charlotte, Lake Norman, Piedmont; NCLC East (6 teams) = Chapel Hill, Fuquay-Varina, Apex, Capital Area, Jacksonville, Wilmington. [Note: the Charlotte NCLC team had been removed from the 2017 schedule due to their forfeits, but the NCLC captains voted to reinstate the team for the 2018 season.]

HISTORY OF THE NCCDL...

It was back in 1995 that Tim Lane (now of the Cary NCCDL team) first introduced the idea of the statewide year-long season style of play to replace the old "one team holds the cup against a string of challengers" system. It's still possibly the most popular and successful idea ever for anything larger than a local league. Here are the 21 tournament final results so far:

1996: Raleigh over Charlotte	2007: Durham over Charlotte
1997: Piedmont over Durham	2008: Durham over Charlotte
1998: Piedmont over Raleigh/Charlotte(?)	2009: Wilmington over Charlotte
1999: Wilmington over Raleigh/Charlotte(?)	2010: Wilmington over Durham
2000: Durham over Charlotte	2011: Durham over Lake Norman
2001: Durham over Wilmington	2012: Durham over Wilmington
2002: Wilmington over Durham	2013: Wilmington over Lake Norman
2003: Wilmington over Durham	2014: Durham over Wilmington
2004: Wilmington over Durham	2015: Wilmington over Piedmont
2005: Durham over Wilmington	2016: Wilmington over Durham
2006: Durham over Charlotte	2017: Wilmington over Durham

My annual request to the NCLC Ladies: if any of you have a history of the results like the one above for the NCCDL, I would love to have a copy of those so I can periodically run an NCLC history as well. Drop me a line please if you're willing to share.

2017 NC City Dart League (NCCDL) & Ladies' Cup (NCLC)

NCCDL HIGH INS/OUTS & PERFECT THROWS (RDL members listed in bold)

High In : 160 - Fred Copeland - Char. - (4/8), Elvedin Cebo - Char. - (8/12), Dwayne Waite - Char - (8/12), T.J. Scheppele - LakeN. - (10/21, 12/2)

High Out : 158 -- Brian Blake - Wilm. - (9/23)

Perfect Throws

Robbie Phillips (8) - Dur. - (9m,2/18; T80,2/18; T80,6/24; T74,6/24; 9m,6/24; 9m,9/23; 9m,12/2; 9m,12/3)

Fred Copeland (6) - Char. - (9m,4/8; T80,7/22; 9m,7/22; T80,9/9; T77,9/23; T77,9/23)

John Carroll (3) - Dur. - (9m,2/18; 6Bulls,9/23; 8m w/DBull,12/2) **Sid Mitchell** (3) - Ral. - (9m,3/11; 9m,9/9; T80,12/2)

Matt Heimbach (3) - Ch.Hill - (T80,2/18; T80,8/12; T80,8/12) Paul Olson (3) - Pied. - (9m,2/18; 9m,2/18; T71,9/23)

Chad Massengill (3) - Dur. - (9m,3/11; 9m,7/22; 7m/2 DBulls,9/23)

Mike Beaver (2) - Char. - (9m,7/22; 9m,9/9)

Ken Logie (2) - Ashe. - (9m,2/18; 9m,4/8)

Brian Blake (2) - Wilm. - (T80,7/22; 9m,10/21)

Stevie Phillips (2) - Dur. - (9m,12/2; 9m,12/3)

Tom Breslin (2) - LakeN. - (9m,2/18; T80,10/21)

Donovan Powell (2) - Wilm. - (T80,7/22; T80,10/21)

Will Cain (2) - P.City - (9m,2/18; T80,8/12)

Paul Reynolds (2) - Pied. - (T80,2/18; 9m,2/18)

Jeremy Champion (2) - Boone - (T80,3/11; 9m,10/21)

Micky Simons (2) - Jack. - (9m,4/8; 9m,9/9)

Mike Elderbroom (2) - Char. - (9m,9/23; T77,10/21)

Alex Spellman (2) - Boone - (T80,4/8; T80,9/9)

Bob Gargan (2) - Wilm. - (9m,4/8; 9m,12/2)

Scott Stankevich (2) - Wilm. - (T80,4/8; 9m,12/3)

Dave Gelberg (2) - Pied. - (T80,8/12; 9m,10/21)

Travis Taylor (2) - P.City - (T80,7/22; 9m,7/22)

Kreg Hodges (2) - Boone - (9m,2/18; 9m,10/21)

Keeth Wilkinson (2) - LakeN. - (T80,7/22; T80,9/9)

Tom Avellino - LakeN. - (9m,2/18)

Kris Fischlein - CapArea - (T80,7/22)

Jeff Page - Char. - (T80,4/8)

Raun Blanchard - Pied. - (9m,3/11)

Marco Galeana - Char. - (T80,3/11)

Janel Pelletier - Boone - (9m,7/22)

Tom Brown - Dur. - (9m,12/3)

Cody Gauthier - Boone - (9m,12/2)

Kyle Plew - Pine. - (9m,2/18)

Tim Bunn - Ral. - (T80,7/22)

Gregg Holloway - Pine. - (T80,4/8)

T.J. Scheppele - LakeN. - (9m,10/21)

Scott Butters - Wilm. - (9m,12/2)

Paul Jacobi - Dur. - (T80,12/2)

Allen Smith - Dur. - (8m w/DBull, 12/2)

Elvedin Cebo - Char. - (9m,3/11)

Michael Johnson - Ral. - (9m,6/24)

Albert Stone - LakeN. - (T80,2/18)

Marshall Chavis - Wilm. - (T80,9/9)

John Kramer - Dur. - (T80,7/22)

Wil Tan - Dur. - (9m,12/2)

Steve Chorba - Wilm. - (T80,9/9)

Tony Landi - LakeN. - (9m,8/12)

Jason Taylor - Pied. - (T80,4/8)

Dean Cusher - Wilm. - (9m,9/23)

Brian LaRoche - Pine. - (T80,4/8)

Bob Wilsch - Char. - (T80,8/12)

Donald Davis - Ashe. - (T80,8/12)

Danny Locke - Jack. - (9m,9/23)

Shane Wright - Pied. - (9m,2/18)

Joel Eason - Ral. - (T80,9/9)

Tim McNamara - Ral. - (T80,6/24)

Tom Valdivia - Pied. - (T80,9/9)

Craig Elder - Wilm. - (9m,7/22)

Dan Naylor - Wilm. - (T80,12/2)

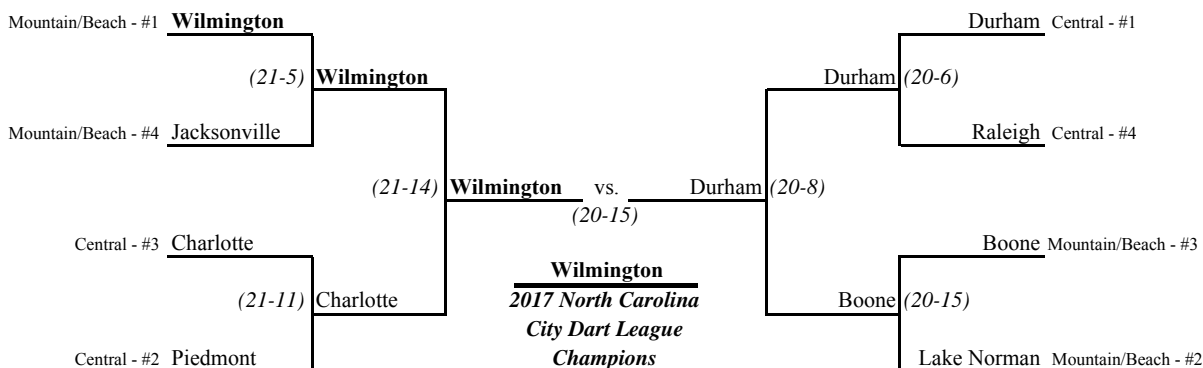
Danny Van Arsdale - Cap.Area - (9m,9/9)

Matt Eller - Char. - (T80,7/22)


Matt Osteen - Boone - (T80,2/18)

William Vreeland - Boone - (9m,6/24)

2017 North Carolina City Dart League Post-Season Tournament (December 2 & 3 - Tavern 14, & Time Out Sports Bar, Wilmington)



2017 North Carolina Ladies' Cup Post-Season Tournament (December 2 & 3 - Tavern 14, & Time Out Sports Bar, & Diamond's, Wilmington)



NCLC HIGH INS/OUTS & PERFECT THROWS

High In : 120 - Georgia Hayward - Cap.Area - (8/12)

High Out : 120 - Ellen Lee - Pied. - (3/11)

120 - Linda Mullins - Wilm. - (9/9)

Perfect Throws : Deb Blackwelder - Fuq.-Var. - (9m,8/12)

Dawn Hamilton - Apex - (T80,7/22)


120 - Ellen Lee - Pied. - (10/21)

Candi Ellis - Wilm. - (T80,2/18)

Sherry McKown - LakeN. - (T80,4/8)

2017 North Carolina State Dart Championships (September 29 - October 1, 2017 - The Upper Deck - Cary, NC)

(Current RDL members are listed in bold - with RDL state champions in BOLD CAPITAL LETTERS!)



MIXED DOUBLES CRICKET (Saturday)
(25 pairs, 3 of them recycles)

1st	\$160	Sean Force / Linda Mullins
2nd	\$80	Paul Olson / Jean Ransom
Top 4	\$40	Stevie Phillips / Brenda Whitley Chad Massengill / Devin Massengill
Top 8	\$20	Matt Heimbach / Lisa Dendy John Carroll / Jessie Fisher Dan Naylor / Candi Ellis Tim Mozzetti / Petra Mozzetti

LADIES' SINGLES CRICKET (Saturday)
(22 entrants)

1st	\$110	Stephanie Kramer
2nd	\$60	Alyssa Bathurst
Top 4	\$25	Ashley Bryant Linda Mullins
Top 8	-	Candi Ellis Jennifer Bowser Anne Kramer Tisha Taylor

MEN'S DOUBLES CRICKET (Saturday)
(31 pairs)

1st	\$240	Craig Elder / Sean Force
2nd	\$110	Dan Naylor / Steve Chorba
Top 4	\$50	Alex Spellman / Matt Osteen Dean Cusher / Tim Mozzetti
Top 8	\$20	Dennis Franey / Fred Copeland John Carroll / Alberto Sandoval Eddie Pope / Buddy Love Bob Wilsch / Paul Reynolds

LADIES' DOUBLES CRICKET (Saturday)
(11 pairs)

1st	\$100	Charlie Daniel / Brenda Whitley
2nd	\$50	Jennifer Bowser / Jackie Quayle
Top 4	\$20	Candi Ellis / Julie Scheppele Petra Mozzetti / Angela Jeffcoat

MEN'S SINGLES CRICKET (Saturday)
(57 entrants)

1st	\$240	MICHAEL JOHNSON
2nd	\$120	Alex Spellman
Top 4	\$60	Sid Mitchell John Kramer
Top 8	\$25	Paul Olson Sean Force Steve Chorba Brian Blake

LADIES' SINGLES 301 (Saturday)
(15 entrants)

1st	\$75	Brenda Whitley
2nd	\$45	Jennifer Bowser
Top 4	\$15	Ellen Lee Julie Scheppele

MEN'S SINGLES 301 (Saturday)
(48 entrants)

1st	\$200	Bob Gargan
2nd	\$100	Dean Cusher
Top 4	\$50	Chad Massengill Dave Gelberg
Top 8	\$20	Alex Spellman Brian Blake Kyle Gauthier Paul Millwood

12 & UNDER YOUTH SINGLES 301 FIFO
(Saturday)

1st	P.J. Stewart (age 12)
2nd	Edward Stewart (age 11)

13-17 YOUTH SINGLES 501 FIDO
(Saturday)

1st	T.J. Scheppele (age 17)
-----	-------------------------

MIXED TRIPLES 601 (Sunday)
(24 trios)

1st	\$291	TOM BROWN / CHAD MASSENGILL / DEVIN MASSENGILL
2nd	\$144	Fred Copeland / Dennis Franey / Ellen Lee
Top 4	\$75	Dean Cusher / Scott Stankevich / Dawniell Fischer Jim Chatterton / Sean Force / Jackie Quayle
Top 8	-	Keeth Wilkinson / Tom Avellino / Leanne Avellino Pete Stewart / Chris Wilson / Jessie Fisher Lee Jefferys / Vic White / Jessica Chesson Dan Naylor / Steve Chorba / Candi Ellis

LADIES' SINGLES 501 (Sunday)
(25 entrants)

1st	\$130	JULIE SCHEPPELE
2nd	\$65	Kris Kilsdonk
Top 4	\$30	Jean Ransom Lisa Dendy
Top 8	-	Brenda Whitley Amanda Preciado Deb Blackwelder Ashley Bryant

MEN'S DOUBLES 501 (Sunday)
(28 pairs)

1st	\$240	Sean Force / Craig Elder
2nd	\$120	Dean Cusher / Tex Mozzetti
Top 4	\$56	Brian Blake / Bob Gargan Stevie Phillips / Austin Mitchell
Top 8	-	Dave Gelberg / Matt Heimbach Eddie Pope / Buddy Love Tom Brown / Chad Massengill Sid Mitchell / Joel Eason

LADIES' DOUBLES 501 (Sunday)
(11 pairs)

1st	\$100	TISHA TAYLOR / GEORGIA HAYWARD
2nd	\$50	Mitzi Wright / Jean Ransom
Top 4	\$20	Candi Ellis / Julie Scheppele Deb Blackwelder / Kris Kilsdonk

MEN'S SINGLES 501 (Sunday)
(34 entrants)

1st	\$140	Alex Spellman
2nd	\$70	Bob Gargan
Top 4	\$30	Dean Cusher Brian Blake
Top 8	\$15	Jim Chatterton Craig Elder Kyle Gauthier Mike Seward

BLIND DRAW - 501/Ckt/Choice (Friday)
Non-championship ("non-shirt") event
(58 entrants = 29 pairs, +\$200 from Upper Deck)

1st	\$280	Ryan Madey / Brian Blake
2nd	\$140	Dennis Franey / Tim Mozzetti
Top 4	\$60	Paul Olson / Terry Blake Dan Naylor / E.J. Ellis
Top 8	\$40	Tim Bunn / Jason Coe Abe Woodard / Chad Massengill Mike Bumpass / Fred Copeland Michael Johnson / T.J. Scheppele

YOUTH / ADULT DOUBLES 501 FIDO
(Sunday) (6 pairs)

1st	T.J. Scheppele (Y) / Brian Blake (A)
2nd	P.J. Stewart (Y) / Peter Stewart (A)

FINISHING POSITIONS FOR ALL ENTRANTS THAT PLACED IN THE MONEY OR HAD A PERFECT THROW IN A NON-AGE-DELIMITED "CHAMPIONSHIP" EVENT (1=1st, 2=2nd, 4=Top4, 8=Top8)

Entrant	Men's Singles Cricket	Men's Singles 301	Men's Singles 501	Men's Doubles Cricket	Men's Doubles 501	Ladies' Singles Cricket	Ladies' Singles 301	Ladies' Singles 501	Ladies' Doubles Cricket	Ladies' Doubles 501	Mixed Doubles Cricket	Mixed Triples 601	Ton-80s	9-Marks	6-Bulls
Blake, Brian	8	8	4	4											
Brown, Tom													1		
Carroll, John			8								8				
Chatterton, Jim			8									4			
Chorba, Steve	8		2												
Copeland, Fred				8								2			
Cusher, Dean		2	4	4	2							4	2		
Eason, Joel													1	1	
Elder, Craig			8	1	1										
Force, Sean	8		1	1							1	4		1	
Franey, Dennis				8								2			
Gargan, Bob		1	2	4											
Gauthier, Kyle		8	8												
Gelberg, Dave		4													
Heimbach, Matt											8				
Jacobi, Paul															1
Johnson, Michael	1														
Kramer, John	4														
Love, Buddy				8											
Massengill, Chad		4									4	1		1	
Millwood, Paul		8													
Mitchell, Austin				4											
Mitchell, Sid	4														
Mozzetti, Tim			4	2							8				
Naylor, Dan			2								8				
Olson, Paul	8										2			1	
Osteen, Matt			4												
Phillips, Stevie				4							4			1	
Pope, Eddie				8											
Reynolds, Paul				8											
Sandoval, Alberto				8											
Seward, Mike			8												
Spellman, Alex	2	8	1	4									1		
Stankevich, Scott											4				
Thompson, Victor														1	
Wilsch, Bob				8											
Bathurst, Alyssa						2									
Blackwelder, Deb									4						
Bowser, Jennifer							2	2							
Bryant, Ashley						4									
Daniel, Charlie								1							
Dendy, Lisa							4				8				
Ellis, Candi								4	4		8				
Fischer, Dawniell												4			
Fisher, Jessie												8			
Hayward, Georgia													1		
Jeffcoat, Angela													4		
Kilsdonk, Kris								2	4						
Kramer, Stephanie						1									
Lee, Ellen							4						2		
Massengill, Devin													4	1	
Mozzetti, Petra									4				8		
Mullins, Linda						4							1		
Quayle, Jackie									2				4		
Ransom, Jean								4	2		2				
Scheppele, Julie							4	1	4	4					
Taylor, Tisha													1		
Whitley, Brenda							1	1			4				
Wright, Mitzi												2			

Perfect Throws (that were reported, or that we heard about, anyway...):

Ton-80s = **Dean Cusher** (2), **Joel Eason**, Alex Spellman, Victor Thompson
9-Marks = **Joel Eason**, Sean Force, **Chad Massengill**, Paul Olson, Stevie Phillips
6-Bulls = **Paul Jacobi**

TOTAL PAYOUT \$5082.00

Queen City Darting Association

\$3600 + Celebrate the New Year

SANCTIONED BY



January 5-7, 2018

Blue Rocks

301c N. Polk St, Pineville NC 28134

704-835-1062



Day	Friday		Saturday						Sunday				
	7:00 PM	8:00 PM	10:30 AM	1:00 PM	1:30 PM	4:00 PM	4:30 PM	8:00 PM	10:30 AM	12:30 PM	1:00 PM	3:00 PM	3:30 PM
Event	Killer 100% pay back #	Blind Draw Doubles 501 DE**	Mixed Doubles Cricket	Mens Doubles Cricket	Ladies Singles Cricket	Mens Singles Cricket	Ladies Doubles Cricket	Chicago Blind Draw 501/Cr/301	Mixed Doubles 501	Mens Doubles 501	Ladies Singles 501	Mens Singles 501	Ladies Doubles 501
Entry fee	10/person	10/person	\$20/team	\$20/team	\$15*	\$15*	\$20/team	\$10/person	\$20/team	\$20/team	\$15*	\$15*	\$20/team
1st		200	130	160	100	160	100	160	130	160	100	160	100
2nd		100	60	80	50	80	50	80	60	80	50	80	50
3rd		50	30	40	25	40	30	40	30	40	25	40	30
4th		30	30	40	25	40	30	40	30	40	25	40	30
Top 8		20				20		20				20	
Total		460	250	320	200	400	210	400	250	320	200	400	210

* \$2 ADO Surcharge included in singles events
Payout places based on number of entries. Min of 8 needed.

**Blind draw 501 is double elimination

Singles events are best of 3 with finals best of 5.
All other events are best of 3

During the down time, pending board availability, we may run side Killer and other smaller events

Darts Supplis By:



Tournament Director:

Dwayne Waite (DTrain)

412-901-7726

Tournamentdirector@charlottedarts.com

Recommended Hotel:

Quality Suites - Carolina Place

9840 Pineville-Mathews Road

Pineville, NC 28134

704-8898-7095

There are others hotels in area.



LONG FORMAT 501 TOURNAMENT

\$5,000+

January 12-14 2018

MYRTLE BEACH MOOSE LODGE 1959, BURCALE RD, MYRTLE BEACH, SC 29579



Registration Closes	Friday 7:45 PM	*Saturday 10:00 AM	*Saturday 10:30 AM	*Sunday 10:00 AM	*Sunday 10:15 AM	*Sunday 11:45 AM	*Sunday 12:00 PM
Starts	8:00 PM	10:30 AM	11:00 AM	10:15 AM	10:30 AM	12:00 PM	12:15 PM
Event	Blind Draw	Ladies Qualifier Round Robin	Men's Qualifier Round Robin	Ladies Main Event Knock Out Race to 3-5-7	Men's Main Event Knock Out Race to 5-7-9	Ladies Open/2nd Chance	Men's Open/2nd Chance
Fee	\$10	\$50**	\$50**	\$20	\$20	\$15	\$15
1st	\$200	1/2 advance to Sunday	1/2 advance to Sunday	\$600	\$1200	\$100	\$180
2nd	\$100	Main Event,	Main Even,	\$300	\$500	\$50	\$70
T4	\$50	1/2 advance to Sunday	1/2 advance to Sunday	\$80	\$250	\$30	\$25
T8	\$20	Open/2nd Chance Event	Open/2nd Chance Event	\$40	\$100	N/A	\$10
T16	N/A			N/A	\$20	N/A	N/A
TOTAL	\$480			\$1220	\$2760	\$210	\$340

Clairon Myrtle Beach
\$59.95
101 Fantasy Harbour Blvd
Myrtle Beach, SC 29579
843-236-1000

Days Inn
\$39.95
3650 Waccamaw Blvd
Myrtle Beach, SC 29579
843-236-9888

Saturday:

3 Game Round Robin - Play all 3 games

Sunday Men's Main Event Knock Out:

Preliminary rounds - Race to 5

Semi-Finals - Race to 7

Finals - Race to 9

Sunday Ladies Main Event Knock Out:

Preliminary rounds - Race to 3

Semi-Finals - Race to 5

Finals - Race to 7

Open/2nd Chance Brackets:

Finals play best of 5

Tournament Director

Patrick Ellis

843-997-8141

patrickellis77@yahoo.com

* ADO Dress Code rules apply:
Black slacks, black closed toe shoes
and collard shirts required.

**Includes ADO Sanctioning fee

Fall 2019 RDL Top Doubles Records (by Division) (FINAL!)

(There are no missing statistics, as all scoresheets from the entire season have been received.) (Game minimums required for these listings: 15 for team E7;

16 for all A/D/F/G div. teams and teams E1-E6 and H2-H4; 18 for teams B8,C3,C5,H1,H5,H6,H7; 19 for teams B1-B7, C1,C2,C4,C6,C7,C8, and H8)

<u>"A" Division</u>					<u>"E" Division</u>						
		<u>W</u>	<u>L</u>	<u>%-age</u>			<u>W</u>	<u>L</u>	<u>%-age</u>		
1	Tan, Wil	A1/ The Cardiac Element	18	3	0.857	1	Tuffillaro, Lou	E7/ WINNAU	19	3	0.864
2	Massengill, Chad	A1/ The Cardiac Element	17	5	0.773	2	Azevedo, Angelo	E7/ WINNAU	12	3	0.800
	Seward, Mike	A2/ Appetite for Destruction	17	5	0.773	3	Roberts, Mike	E7/ WINNAU	15	4	0.789
4	Phillips, Robbie	A1/ The Cardiac Element	16	5	0.762	4	Lueneburg, Randy	E7/ WINNAU	12	5	0.706
5	Gauthier, Kyle	A3/ Dead Beats	13	5	0.722	5	Surber, Dave	E5/ Inglourious Darters	16	7	0.696
6	Parker, Charles	A3/ Dead Beats	13	6	0.684	6	Blackwelder, Deborah	E5/ Inglourious Darters	13	6	0.684
7	Johnson, Michael	A2/ Appetite for Destruction	15	7	0.682	7	Balint, Joey	E5/ Inglourious Darters	12	6	0.667
	Kramer, John	A1/ The Cardiac Element	15	7	0.682	8	Kubel, Nicole	E7/ WINNAU	11	6	0.647
9	Mozzetti, Tim	A2/ Appetite for Destruction	14	7	0.667	9	Limerick, Jeremy	E5/ Inglourious Darters	12	7	0.632
10	Brown, Tom	A1/ The Cardiac Element	15	8	0.652	10	Bosier, Sean	E6/ Death Throw	15	9	0.625
							Hogan, Neal	E6/ Death Throw	15	9	0.625
11	Zawrotniak, Joe	A4/ Lunatic Fringe	14	8	0.636	12	Gallagher, Jim	E2/ Coaching Tom Seaver	13	8	0.619
12	Terry, Bob	A4/ Lunatic Fringe	12	7	0.632	13	Kilsdonk, Kris	E5/ Inglourious Darters	14	9	0.609
13	Cusher, Dean	A2/ Appetite for Destruction	10	7	0.588	14	Stacy, Rod	E4/ Shark Shooters	10	7	0.588
14	Mitchell, Sid	A2/ Appetite for Destruction	11	8	0.579						
<u>"B" Division</u>					<u>"F" Division</u>						
		<u>W</u>	<u>L</u>	<u>%-age</u>			<u>W</u>	<u>L</u>	<u>%-age</u>		
1	Bennett, Will	B7/ Dartistic Expression	20	6	0.769	1	Jefferys, Lee	F8/ Bull Hunters	22	1	0.957
2	Bathurst, Alyssa	B4/ Kiss My Bulls	15	6	0.714	2	Goodwin, Kody	F8/ Bull Hunters	20	3	0.870
3	Vance, Hugh	B7/ Dartistic Expression	18	8	0.692	3	White, Vic	F8/ Bull Hunters	17	4	0.810
4	Stewart, Pete	B5/ Methodical Madness	18	9	0.667	4	Bumpass, Mike	F8/ Bull Hunters	18	5	0.783
	Smith, Butch	B2/ Nine Lives	14	7	0.667	5	McNamara, Tim	F1/ Something Inappropriate	13	6	0.684
	Venable, Mike	B5/ Methodical Madness	14	7	0.667	6	Vick, Justin	F3/ Don't Hit The Scorekeeper	15	7	0.682
7	Denton, Fon	B7/ Dartistic Expression	18	10	0.643	7	Ehrmann, Rob	F1/ Something Inappropriate	12	6	0.667
8	Romanchek, David	B2/ Nine Lives	14	8	0.636	8	Blanchard, Jeff	F8/ Bull Hunters	11	6	0.647
9	Copple, Matthew	B2/ Nine Lives	16	10	0.615	9	Patskoski, Jason	F2/ Coral Reefers	12	8	0.600
10	Price, Brady	B6/ Menace 2 Sobriety	16	11	0.593	10	Powell, Lee	F6/ Show Me Your Tips	14	10	0.583
11	O'Neal, Chris	B5/ Methodical Madness	11	8	0.579		Shearin, Phillip	F3/ Don't Hit The Scorekeeper	14	10	0.583
12	Porcelli, Robb	B2/ Nine Lives	15	11	0.577	12	Bohn, Andy	F3/ Don't Hit The Scorekeeper	11	8	0.579
13	Wilson, Chris	B5/ Methodical Madness	13	10	0.565		Bushman, Brad	F6/ Show Me Your Tips	11	8	0.579
14	Holly, Mike	B8/ The Bunkers	14	11	0.560		Lane, Bob	F6/ Show Me Your Tips	11	8	0.579
<u>"C" Division</u>					<u>"G" Division</u>						
		<u>W</u>	<u>L</u>	<u>%-age</u>			<u>W</u>	<u>L</u>	<u>%-age</u>		
1	Madey, Ryan	C6/ Flightmare	26	2	0.929	1	Butterworth, Jim	G4/ Bulls Up!	20	4	0.833
2	Merkle, Patrick	C6/ Flightmare	25	2	0.926	2	Wissinger, Wes	G2/ Walking That Wire	16	4	0.800
3	Robertson, Phil	C6/ Flightmare	22	3	0.880	3	Bowen, Andy	G2/ Walking That Wire	14	4	0.778
4	Blake, Terry	C6/ Flightmare	26	4	0.867	4	Butterworth, Dan	G4/ Bulls Up!	17	6	0.739
5	Howard, Brian	C1/ Shooter McGavin	19	5	0.792	5	Cominole, Jeremy	G6/ Irish Ton	13	6	0.684
6	Knott, Ronnie	C1/ Shooter McGavin	20	8	0.714	6	Rossbach, Mark	G6/ Irish Ton	15	7	0.682
7	Litzsinger, Mike	C7/ Darty McDart Face	16	7	0.696	7	Fox, Chris	G6/ Irish Ton	14	7	0.667
8	McCartney, Joe	C7/ Darty McDart Face	16	8	0.667	8	Bowser, Brian	G6/ Irish Ton	15	9	0.625
9	Larson, Ray	C6/ Flightmare	19	10	0.655		Frederick, Karl	G4/ Bulls Up!	15	9	0.625
10	Bither, Dana	C6/ Flightmare	14	8	0.636	10	Block, Marc	G4/ Bulls Up!	11	7	0.611
11	Snyder, Mike	C7/ Darty McDart Face	15	9	0.625	11	Moulden, Jeremy	G5/ Chalker's Nightmare	14	10	0.583
12	Long, Stephen	C4/ Fire For Effect Again	15	10	0.600	12	Dehnel, Sebastian	G7/ Cold Blooded and Thin Sl	13	10	0.565
	Iager, John	C7/ Darty McDart Face	12	8	0.600		Murphy, Tom	G3/ Is It In?	13	10	0.565
14	Sautter, Scott	C1/ Shooter McGavin	13	10	0.565		Powell, Andy	G4/ Bulls Up!	13	10	0.565
<u>"D" Division</u>					<u>"H" Division</u>						
		<u>W</u>	<u>L</u>	<u>%-age</u>			<u>W</u>	<u>L</u>	<u>%-age</u>		
1	Cashin, Jeff	D2/ Pat's Blue Ribbon	18	5	0.783	1	Cannizzaro, Anthony	H6/ Why So Serious?	16	2	0.889
2	Trefzger, Ken	D4/ One Armed Bandits	16	5	0.762	2	Leonard, Bill	H6/ Why So Serious?	19	3	0.864
3	Richardson, Shane	D4/ One Armed Bandits	15	6	0.714	3	Havens, Matt	H6/ Why So Serious?	19	4	0.826
4	Jones, Grey	D7/ Red-eye Rangers	17	7	0.708	4	Triggiano, Andrew	H6/ Why So Serious?	17	5	0.773
5	Caldwell, Greg	D4/ One Armed Bandits	14	6	0.700	5	Holmes, Joseph	H1/ All About That Bull	13	6	0.684
	Murphy, Phil	D4/ One Armed Bandits	14	6	0.700	6	McEwen, William	H3/ Ballistic Behavior	15	7	0.682
7	Adams, Brad	D2/ Pat's Blue Ribbon	13	6	0.684	7	Furdon, Matt	H7/ Just A Bit Outside	14	7	0.667
8	Clark, Dan	D1/ Dysfunctional Outlaws	16	8	0.667		Havens, Lincoln	H6/ Why So Serious?	14	7	0.667
	Baldwin, Randy	D6/ Hump Day!	12	6	0.667	9	Furdon, Jenny	H7/ Just A Bit Outside	13	8	0.619
10	Landrum, Jon	D2/ Pat's Blue Ribbon	12	7	0.632	10	Heath, John	H7/ Just A Bit Outside	12	8	0.600
11	Stuckey, Rob	D2/ Pat's Blue Ribbon	10	6	0.625	11	Shepard, Missy	H1/ All About That Bull	19	13	0.594
12	Fink, Scott	D5/ Sharky's Machine	12	8	0.600	12	Cook, Dan	H7/ Just A Bit Outside	12	9	0.571
13	Simpson, Aden	D3/ Armed and Hammered	14	10	0.583	13	Tyler, Rob	H1/ All About That Bull	10	8	0.556
	Tant, J.J.	D1/ Dysfunctional Outlaws	14	10	0.583	14	Shirey, Anthony	H3/ Ballistic Behavior	11	9	0.550
<u>Women's Records</u>											
		<u>W</u>	<u>L</u>	<u>%-age</u>							
(# of women by division: A-0, B-5, C-6, D-1, E-7, F-4, G-12, H-21)											
B	Bathurst, Alyssa	B4/ Kiss My Bulls	15	6	0.714	F	Gaines, Lauren	F7/ Wayne Gretzky	4	13	0.235
	Hartmann, Erin	B8/ The Bunkers	11	19	0.367		Yost, Kayla	F4/ Plumber's Quacks	2	17	0.105
C	Hamilton, Dawn	C2/ Pop That Cork!	13	14	0.481	G	Watson, Ruth	G1/ Dart Buddies	10	10	0.500
	Preciado, Amanda	C4/ Fire For Effect Again	12	14	0.462		Andersen, Nancy	G1/ Dart Buddies	9	12	0.429
D	[No women in D met the minimum number of games requirement.]						Watson, Emily	G1/ Dart Buddies	9	12	0.429
E	Blackwelder, Deborah	E5/ Inglourious Darters	13	6	0.684	H	Furdon, Jenny	H7/ Just A Bit Outside	13	8	0.619
	Kubel, Nicole	E7/ WINNAU	11	6	0.647		Shepard, Missy	H1/ All About That Bull	19	13	0.594
							Prater, Brittani	H2/ Chalk It Up	10	10	0.500
							Borgna, Denise	H5/ Tips & Shafts	13	14	0.481

Fall 2017 RDL Top Singles+Doubles Records (by division) (FINAL!)

(There are no missing statistics, as all scoresheets from the entire season have been received.) (Game minimums required for these listings: 30 for team E7; 32 for all A/D/F/G div. teams and teams E1-E6 and H2-H4; 35 for teams B8,C3,C5,H1,H5,H6,H7; 37 for teams B1-B7, C1,C2,C4,C6,C7,C8, and H8)

<u>"A" Division</u>						<u>"E" Division</u>						
		<u>W</u>	<u>L</u>	<u>%-age</u>		<u>W</u>	<u>L</u>	<u>%-age</u>		<u>W</u>	<u>L</u>	<u>%-age</u>
1	Massengill, Chad	A1/ The Cardiac Element	38	6	0.864	1	Tuffillaro, Lou	E7/ WINNAU	36	8	0.818	
2	Phillips, Robbie	A1/ The Cardiac Element	36	7	0.837	2	Limerick, Jeremy	E5/ Inglourious Darters	34	9	0.791	
3	Tan, Wil	A1/ The Cardiac Element	35	8	0.814	3	Gallagher, Jim	E2/ Coaching Tom Seaver	30	12	0.714	
4	Kramer, John	A1/ The Cardiac Element	35	9	0.795	4	Bosier, Sean	E6/ Death Throw	34	14	0.708	
5	Gauthier, Kyle	A3/ Dead Beats	26	9	0.743	5	Surber, Dave	E5/ Inglourious Darters	33	14	0.702	
6	Johnson, Michael	A2/ Appetite for Destruction	31	11	0.738	6	Azevedo, Angelo	E7/ WINNAU	21	9	0.700	
7	Seward, Mike	A2/ Appetite for Destruction	27	12	0.692	7	Roberts, Mike	E7/ WINNAU	23	10	0.697	
8	Brown, Tom	A1/ The Cardiac Element	32	15	0.681	8	Rudy, Jeff	E3/ Game of Throws	34	15	0.694	
9	Cusher, Dean	A2/ Appetite for Destruction	22	13	0.629	9	Blackwelder, Deborah	E5/ Inglourious Darters	24	14	0.632	
10	Jacobi, Paul	A1/ The Cardiac Element	20	12	0.625	10	Lueneburg, Randy	E7/ WINNAU	22	13	0.629	
11	Mitchell, Sid	A2/ Appetite for Destruction	26	16	0.619	11	Gardner, Kenn	E5/ Inglourious Darters	21	13	0.618	
12	Terry, Bob	A4/ Lunatic Fringe	24	15	0.615	12	Kilsdonk, Kris	E5/ Inglourious Darters	29	18	0.617	
13	Peele, Jim	A5/ North Raleigh Alliance	22	14	0.611	13	Smelik, Pat	E3/ Game of Throws	26	21	0.553	
14	Stankevich, Scott	A2/ Appetite for Destruction	26	18	0.591	14	(two tied)				0.545	
<u>"B" Division</u>						<u>"F" Division</u>						
		<u>W</u>	<u>L</u>	<u>%-age</u>		<u>W</u>	<u>L</u>	<u>%-age</u>		<u>W</u>	<u>L</u>	<u>%-age</u>
1	Bennett, Will	B7/ Dartistic Expression	38	14	0.731	1	Jefferys, Lee	F8/ Bull Hunters	45	2	0.957	
2	Stewart, Pete	B5/ Methodical Madness	38	17	0.691	2	White, Vic	F8/ Bull Hunters	35	8	0.814	
3	Healy, Simon	B7/ Dartistic Expression	37	18	0.673	3	Rigert, Joe, Sr.	F7/ Wayne Gretzky	35	12	0.745	
4	Holly, Mike	B8/ The Bunkers	33	18	0.647	4	Bumpass, Mike	F8/ Bull Hunters	33	13	0.717	
5	Porcelli, Robb	B2/ Nine Lives	34	19	0.642	5	McNamara, Tim	F1/ Something Inappropriate	24	11	0.686	
6	Hudson, Dallas	B5/ Methodical Madness	28	16	0.636	6	Vick, Justin	F3/ Don't Hit The Scorekeeper	30	14	0.682	
7	Copple, Matthew	B2/ Nine Lives	33	19	0.635	7	Goodwin, Kody	F8/ Bull Hunters	32	15	0.681	
8	Vance, Hugh	B7/ Dartistic Expression	34	20	0.630	8	Bialaszewski, Rich	F6/ Show Me Your Tips	29	15	0.659	
9	Denton, Fon	B7/ Dartistic Expression	35	21	0.625	9	Bushman, Brad	F6/ Show Me Your Tips	23	12	0.657	
10	Polenz, Steve	B6/ Menace 2 Sobriety	33	21	0.611	10	Patskoski, Jason	F2/ Coral Reefers	25	15	0.625	
11	Mays, John	B2/ Nine Lives	31	20	0.608	11	Powell, Lee	F6/ Show Me Your Tips	29	19	0.604	
12	Murdaugh, John	B1/ Thursday's Suck	34	22	0.607	12	Nettesheim, Doug	F3/ Don't Hit The Scorekeeper	21	16	0.568	
13	Romanchek, David	B2/ Nine Lives	26	19	0.578	13	Ehrmann, Rob	F1/ Something Inappropriate	19	15	0.559	
14	Smith, Butch	B2/ Nine Lives	27	20	0.574	14	Carroll, Josh	F2/ Coral Reefers	24	19	0.558	
<u>"C" Division</u>						<u>"G" Division</u>						
		<u>W</u>	<u>L</u>	<u>%-age</u>		<u>W</u>	<u>L</u>	<u>%-age</u>		<u>W</u>	<u>L</u>	<u>%-age</u>
1	Merkle, Patrick	C6/ Flightmare	43	10	0.811	1	Butterworth, Jim	G4/ Bulls Up!	40	8	0.833	
2	Madey, Ryan	C6/ Flightmare	44	12	0.786	2	Wissinger, Wes	G2/ Walking That Wire	30	9	0.769	
3	Robertson, Phil	C6/ Flightmare	37	13	0.740	3	Bowen, Andy	G2/ Walking That Wire	28	9	0.757	
4	McCartney, Joe	C7/ Darty McDart Face	35	13	0.729	4	Butterworth, Dan	G4/ Bulls Up!	33	14	0.702	
5	Bither, Dana	C6/ Flightmare	32	12	0.727	5	Musil, Dylan	G3/ Is It In?	27	12	0.692	
6	Wilcox, Randy	C8/ Ghosts of Our Former Sel	33	14	0.702	6	Rossbach, Mark	G6/ Irish Ton	31	14	0.689	
7	Knott, Ronnie	C1/ Shooter McGavin	38	18	0.679	7	Stark, Parker	G2/ Walking That Wire	23	11	0.676	
8	Litzsinger, Mike	C7/ Darty McDart Face	33	16	0.673	8	Dehnel, Sebastian	G7/ Cold Blooded and Thin Sl	29	16	0.644	
9	Blake, Terry	C6/ Flightmare	39	19	0.672	9	Frederick, Karl	G4/ Bulls Up!	30	17	0.638	
10	Howard, Brian	C1/ Shooter McGavin	32	16	0.667	10	Fox, Chris	G6/ Irish Ton	26	15	0.634	
11	Buckman, Dave	C3/ Cheap Shots	33	18	0.647	11	Brownd, Anthony	G5/ Chalker's Nightmare	30	18	0.625	
12	Iager, John	C7/ Darty McDart Face	25	14	0.641	12	White, John	G2/ Walking That Wire	28	17	0.622	
13	Hall, Josh	C3/ Cheap Shots	34	22	0.607	13	Bowser, Brian	G6/ Irish Ton	29	18	0.617	
14	Long, Stephen	C4/ Fire For Effect Again	32	21	0.604	14	Cominole, Jeremy	G6/ Irish Ton	24	15	0.615	
<u>"D" Division</u>						<u>"H" Division</u>						
		<u>W</u>	<u>L</u>	<u>%-age</u>		<u>W</u>	<u>L</u>	<u>%-age</u>		<u>W</u>	<u>L</u>	<u>%-age</u>
1	Trefzger, Ken	D4/ One Armed Bandits	34	8	0.810	1	Cannizzaro, Anthony	H6/ Why So Serious?	33	7	0.825	
2	Cashin, Jeff	D2/ Pat's Blue Ribbon	35	12	0.745	2	Havens, Matt	H6/ Why So Serious?	39	9	0.813	
3	Richardson, Shane	D4/ One Armed Bandits	32	11	0.744	3	Leonard, Bill	H6/ Why So Serious?	37	10	0.787	
4	Jones, Grey	D7/ Red-eye Rangers	35	13	0.729	4	Triggiano, Andrew	H6/ Why So Serious?	32	11	0.744	
5	Clark, Dan	D1/ Dysfunctional Outlaws	34	14	0.708	5	Holmes, Joseph	H1/ All About That Bull	28	10	0.737	
6	Murphy, Phil	D4/ One Armed Bandits	29	13	0.690	6	Heath, John	H7/ Just A Bit Outside	33	13	0.717	
7	Simpson, Aden	D3/ Armed and Hammered	33	15	0.688	7	Havens, Lincoln	H6/ Why So Serious?	29	13	0.690	
8	Adams, Brad	D2/ Pat's Blue Ribbon	26	12	0.684	8	Shirey, Anthony	H3/ Ballistic Behavior	28	13	0.683	
9	Caldwell, Greg	D4/ One Armed Bandits	26	14	0.650	9	Cook, Dan	H7/ Just A Bit Outside	28	14	0.667	
10	Baldwin, Randy	D6/ Hump Day!	22	12	0.647		Light, Chris	H6/ Why So Serious?	24	12	0.667	
11	Tant, J.J.	D1/ Dysfunctional Outlaws	31	17	0.646	11	Davis, Luke	H4/ Brown's Bombers	25	13	0.658	
12	Simpson, Tyler	D3/ Armed and Hammered	28	20	0.583	12	Budd, Shawn	H7/ Just A Bit Outside	26	14	0.650	
	Smith, Brian	D1/ Dysfunctional Outlaws	28	20	0.583	13	Suan, John	H4/ Brown's Bombers	26	20	0.565	
14	Landrum, Jon	D2/ Pat's Blue Ribbon	22	16	0.579	14	Hayward, Simon	H3/ Ballistic Behavior	18	14	0.563	
<u>Women's Records</u>						<u>F</u>						
		<u>W</u>	<u>L</u>	<u>%-age</u>		<u>W</u>	<u>L</u>	<u>%-age</u>		<u>W</u>	<u>L</u>	<u>%-age</u>
(# of women by division: A-0, B-5, C-6, D-1, E-7, F-4, G-12, H-21)												
B	Bathurst, Alyssa	B4/ Kiss My Bulls	20	19	0.513		Yost, Kayla	F4/ Plumber's Quacks	6	33	0.154	
	Hartmann, Erin	B8/ The Bunkers	22	35	0.386		Gaines, Lauren	F7/ Wayne Gretzky	5	32	0.135	
C	Hamilton, Dawn	C2/ Pop That Cork!	27	27	0.500	G	Boutieller, Tina	G5/ Chalker's Nightmare	19	26	0.422	
	Preciado, Amanda	C4/ Fire For Effect Again	24	29	0.453		Watson, Ruth	G1/ Dart Buddies	16	23	0.410	
D	[No women in D met the minimum number of games requirement.]											
E	Blackwelder, Deborah	E5/ Inglourious Darters	24	14	0.632	H	Watson, Emily	G1/ Dart Buddies	14	23	0.378	
	Kilsdonk, Kris	E5/ Inglourious Darters	29	18	0.617		Prater, Brittani	H2/ Chalk It Up	24	21	0.533	
							Furdon, Jenny	H7/ Just A Bit Outside	20	19	0.513	
							Shepard, Missy	H1/ All About That Bull	32	31	0.508	
							Hayward, Georgia	H3/ Ballistic Behavior	20	21	0.488	

Fall 2017 RDL Top All-Star Point Averages (by division) (FINAL!)

(There are no missing statistics, as all scoresheets from the entire season have been received.) (Game minimums required for these listings: 30 for team E7; 32 for all A/D/F/G div. teams and teams E1-E6 and H2-H4; 35 for teams B8,C3,C5,H1,H5,H6,H7; 37 for teams B1-B7, C1,C2,C4,C6,C7,C8, and H8)

<u>"A" Division</u>						<u>"E" Division</u>							
		ASP	TGP	Ave.		ASP	TGP	Ave.		ASP	TGP	Ave.	
1	Phillips, Robbie	A1/ The Cardiac Element	110.5	43	2.570	1	Limerick, Jeremy	E5/ Inglourious Darters	38.5	43	0.895		
2	Gauthier, Kyle	A3/ Dead Beats	67.5	35	1.929	2	Gallagher, Jim	E2/ Coaching Tom Seaver	33.0	42	0.786		
3	Massengill, Chad	A1/ The Cardiac Element	81.0	44	1.841	3	Surber, Dave	E5/ Inglourious Darters	36.5	47	0.777		
4	Kramer, John	A1/ The Cardiac Element	74.0	44	1.682	4	Blackwelder, Deborah	E5/ Inglourious Darters	27.5	38	0.724		
5	Terry, Bob	A4/ Lunatic Fringe	61.0	39	1.564	5	Rudy, Jeff	E3/ Game of Throws	34.5	49	0.704		
6	Tan, Wil	A1/ The Cardiac Element	64.5	43	1.500	6	Tufillaro, Lou	E7/ WINNAU	30.5	44	0.693		
7	Johnson, Michael	A2/ Appetite for Destruction	58.5	42	1.393	7	Kilsdonk, Kris	E5/ Inglourious Darters	30.0	47	0.638		
8	Mitchell, Sid	A2/ Appetite for Destruction	57.5	42	1.369	8	Woodard, Dave	E2/ Coaching Tom Seaver	28.0	44	0.636		
9	Stankevich, Scott	A2/ Appetite for Destruction	57.5	44	1.307		Roberts, Mike	E7/ WINNAU	21.0	33	0.636		
10	Work, Joe	A5/ North Raleigh Alliance	61.5	48	1.281	10	Bosier, Sean	E6/ Death Throw	30.5	48	0.635		
11	Brown, Tom	A1/ The Cardiac Element	60.0	47	1.277	11	Kubel, Nicole	E7/ WINNAU	20.5	33	0.621		
12	Eason, Joel	A4/ Lunatic Fringe	51.0	40	1.275	12	Lueneburg, Randy	E7/ WINNAU	20.0	35	0.571		
13	Gelberg, Dave	A4/ Lunatic Fringe	55.5	45	1.233	13	Bozza, Doug	E1/ Sofa Kings	19.5	38	0.513		
14	Carroll, John	A7/ Alcohol Related	53.0	44	1.205	14	(four tied)				0.500		
<u>"B" Division</u>						<u>"F" Division</u>							
		ASP	TGP	Ave.		ASP	TGP	Ave.		ASP	TGP	Ave.	
1	Healy, Simon	B7/ Dartistic Expression	63.0	55	1.145	1	McNamara, Tim	F1/ Something Inappropriate	35.5	35	1.014		
2	Beaudoin, Paul	B1/ Thursday's Suck	53.5	56	0.955	2	White, Vic	F8/ Bull Hunters	37.5	43	0.872		
3	Bennett, Will	B7/ Dartistic Expression	48.0	52	0.923	3	Vick, Justin	F3/ Don't Hit The Scorekeeper	29.5	44	0.670		
4	Vance, Hugh	B7/ Dartistic Expression	44.0	54	0.815	4	Rigert, Joe, Sr.	F7/ Wayne Gretzky	31.0	47	0.660		
5	Martin, David	B3/ Rif Raf	36.5	46	0.793	5	Jefferys, Lee	F8/ Bull Hunters	30.5	47	0.649		
6	Hudson, Dallas	B5/ Methodical Madness	33.5	44	0.761	6	Bumpass, Mike	F8/ Bull Hunters	29.5	46	0.641		
7	Porcelli, Robb	B2/ Nine Lives	40.0	53	0.755	7	Shearin, Phillip	F3/ Don't Hit The Scorekeeper	26.0	41	0.634		
8	Martinez, Vince	B8/ The Bunkers	30.0	41	0.732	8	Patskoski, Jason	F2/ Coral Reefers	24.0	40	0.600		
9	Murdaugh, John	B1/ Thursday's Suck	40.0	56	0.714	9	Goodwin, Kody	F8/ Bull Hunters	27.5	47	0.585		
10	Bathurst, Alyssa	B4/ Kiss My Bulls	27.5	39	0.705	10	Powell, Lee	F6/ Show Me Your Tips	28.0	48	0.583		
11	Copple, Matthew	B2/ Nine Lives	34.5	52	0.663	11	Schmaus, Darren	F1/ Something Inappropriate	23.0	40	0.575		
12	Stewart, Pete	B5/ Methodical Madness	36.0	55	0.655	12	Chesson, LeRoy	F1/ Something Inappropriate	19.5	34	0.574		
13	Romanchek, David	B2/ Nine Lives	27.5	45	0.611	13	Carroll, Josh	F2/ Coral Reefers	23.5	43	0.547		
14	Michaud, Jason	B7/ Dartistic Expression	30.0	53	0.566	14	Bialaszewski, Rich	F6/ Show Me Your Tips	24.0	44	0.545		
<u>"C" Division</u>						<u>"G" Division</u>							
		ASP	TGP	Ave.		ASP	TGP	Ave.		ASP	TGP	Ave.	
1	Robertson, Phil	C6/ Flightmare	47.0	50	0.940	1	Roszbach, Mark	G6/ Irish Ton	34.5	45	0.767		
2	Wilcox, Randy	C8/ Ghosts of Our Former Self	39.5	47	0.840	2	Butterworth, Jim	G4/ Bulls Up!	35.5	48	0.740		
3	Madey, Ryan	C6/ Flightmare	46.0	56	0.821	3	Musil, Dylan	G3/ Is It In?	27.0	39	0.692		
4	Long, Stephen	C4/ Fire For Effect Again	39.0	53	0.736	4	Bowen, Andy	G2/ Walking That Wire	22.0	37	0.595		
5	Blake, Terry	C6/ Flightmare	39.5	58	0.681	5	Watson, Jeff, Sr.	G1/ Dart Buddies	26.5	48	0.552		
6	Bither, Dana	C6/ Flightmare	29.0	44	0.659	6	Moulden, Jeremy	G5/ Chalker's Nightmare	25.5	48	0.531		
7	McCartney, Joe	C7/ Darty McDart Face	30.5	48	0.635	7	Frederick, Karl	G4/ Bulls Up!	24.5	47	0.521		
8	Grubb, Ed	C2/ Pop That Cork!	31.5	51	0.618	8	White, John	G2/ Walking That Wire	23.0	45	0.511		
9	Snyder, Mike	C7/ Darty McDart Face	31.0	51	0.608	9	Bowser, Brian	G6/ Irish Ton	24.0	47	0.511		
10	Howard, Brian	C1/ Shooter McGavin	29.0	48	0.604	10	Stark, Parker	G2/ Walking That Wire	17.0	34	0.500		
11	Litzsinger, Mike	C7/ Darty McDart Face	29.0	49	0.592	11	Gower, Jeremy	G1/ Dart Buddies	23.0	51	0.451		
12	Hindle, Mikey	C3/ Cheap Shots	30.5	54	0.565	12	Wissinger, Wes	G2/ Walking That Wire	17.5	39	0.449		
13	Cusman, Ryan	C1/ Shooter McGavin	22.5	40	0.563	13	Brownd, Anthony	G5/ Chalker's Nightmare	21.5	48	0.448		
14	Sautter, Scott	C1/ Shooter McGavin	24.0	43	0.558	14	Fox, Chris	G6/ Irish Ton	18.0	41	0.439		
<u>"D" Division</u>						<u>"H" Division</u>							
		ASP	TGP	Ave.		ASP	TGP	Ave.		ASP	TGP	Ave.	
1	Trefzger, Ken	D4/ One Armed Bandits	46.5	42	1.107	1	Borgna, Andrew	H5/ Tips & Shafts	31.5	50	0.630		
2	Adams, Brad	D2/ Pat's Blue Ribbon	37.0	38	0.974	2	Cannizzaro, Anthony	H6/ Why So Serious?	21.5	40	0.538		
3	Deemer, Randy	D6/ Hump Day!	34.5	45	0.767	3	Holmes, Joseph	H1/ All About That Bull	19.0	38	0.500		
4	Baldwin, Randy	D6/ Hump Day!	26.0	34	0.765	4	Shirey, Anthony	H3/ Ballistic Behavior	20.0	41	0.488		
5	Jones, Grey	D7/ Red-eye Rangers	35.0	48	0.729	5	Davis, Luke	H4/ Brown's Bombers	18.5	38	0.487		
6	Clark, Dan	D1/ Dysfunctional Outlaws	33.5	48	0.698	6	Heath, John	H7/ Just A Bit Outside	21.5	46	0.467		
7	Tant, J.J.	D1/ Dysfunctional Outlaws	32.0	48	0.667	7	Thompkins, Charles	H5/ Tips & Shafts	23.0	51	0.451		
8	Macias, Anthony	D3/ Armed and Hammered	30.5	46	0.663	8	McEwen, William	H3/ Ballistic Behavior	19.5	44	0.443		
9	Allison, Frank	D5/ Sharky's Machine	20.5	35	0.586	9	Havens, Matt	H6/ Why So Serious?	20.0	48	0.417		
10	Cashin, Jeff	D2/ Pat's Blue Ribbon	27.5	47	0.585	10	Leonard, Bill	H6/ Why So Serious?	19.5	47	0.415		
11	Simpson, Aden	D3/ Armed and Hammered	27.0	48	0.563	11	Peterson, Eric	H1/ All About That Bull	14.0	35	0.400		
12	Fink, Scott	D5/ Sharky's Machine	19.5	38	0.513	12	Miller, Lloyd	H1/ All About That Bull	15.5	42	0.369		
13	Richardson, Shane	D4/ One Armed Bandits	21.5	43	0.500	13	Phillips, Josh	H3/ Ballistic Behavior	15.5	45	0.344		
14	Simpson, David	D3/ Armed and Hammered	25.0	52	0.481	14	McNamara, Ken	H2/ Chalk It Up	16.5	49	0.337		
<u>Women's Records</u>						<u>"F" Division</u>							
		ASP	TGP	Ave.		ASP	TGP	Ave.		ASP	TGP	Ave.	
(# of women by division: A-0, B-5, C-6, D-1, E-7, F-4, G-12, H-21)						F	Gaines, Lauren	F7/ Wayne Gretzky	3.0	37	0.081		
	Bathurst, Alyssa	B4/ Kiss My Bulls	27.5	39	0.705		Yost, Kayla	F4/ Plumber's Quacks	0.0	39	0.000		
B	Hartmann, Erin	B8/ The Bunkers	30.0	57	0.526		Andersen, Nancy	G1/ Dart Buddies	14.0	40	0.350		
	Preciado, Amanda	C4/ Fire For Effect Again	21.5	53	0.406	G	Watson, Ruth	G1/ Dart Buddies	11.5	39	0.295		
C	Hamilton, Dawn	C2/ Pop That Cork!	21.0	54	0.389		Massengill, Devin	G1/ Dart Buddies	11.0	48	0.229		
D	[No women in D met the minimum number of games requirement.]						Hayward, Georgia	H3/ Ballistic Behavior	13.0	41	0.317		
	Blackwelder, Deborah	E5/ Inglourious Darters	27.5	38	0.724	H	Furdon, Jenny	H7/ Just A Bit Outside	11.5	39	0.295		
E	Kilsdonk, Kris	E5/ Inglourious Darters	30.0	47	0.638		Shepard, Missy	H1/ All About That Bull	15.0	63	0.238		
							Voorhees, Cindy	H1/ All About That Bull	13.0	56	0.232		

Fall 2017 RDL League-Wide Sectional Statistics (ranked by percentage) (FINAL!)

(All statistics are included, as there were no missing scoresheets this season)

(Game minimums required for these listings: 6 for all divisions)

<u>Singles 301 Win Percentage</u>		W	L	%-age
1	Jefferys, Lee F8/ Bull Hunters	12	0	1.000
	Fournier, Chris F6/ Show Me Your Tips	7	0	1.000
	Jur, Jess B3/ Rif Raf	6	0	1.000
	Strickland, Andrew H4/ Brown's Bombers	6	0	1.000
5	Heath, John H7/ Just A Bit Outside	12	1	0.923
6	Buckman, Dave C3/ Cheap Shots	11	1	0.917
	Wilcox, Randy C8/ Ghosts of Our Former S	11	1	0.917
	Rigert, Joe, Sr. F7/ Wayne Gretzky	11	1	0.917
9	Kramer, John A1/ The Cardiac Element	10	1	0.909
	Massengill, Chad A1/ The Cardiac Element	10	1	0.909
11	Patskoski, Jason F2/ Coral Reefers	9	1	0.900
	Bowen, Andy G2/ Walking That Wire	9	1	0.900
	Shirey, Anthony H3/ Ballistic Behavior	9	1	0.900
14	Johnson, Michael A2/ Appetite for Destruction	8	1	0.889
	Collins, Richard H7/ Just A Bit Outside	8	1	0.889
	Davis, Luke H4/ Brown's Bombers	8	1	0.889
17	Gauthier, Kyle A3/ Dead Beats	7	1	0.875
18	Williams, Denny C5/ Long Shafts	6	1	0.857
19	Limerick, Jeremy E5/ Inglourious Darters	10	2	0.833
	Budd, Shawn H7/ Just A Bit Outside	10	2	0.833
	Gilyardi, Ernie C5/ Long Shafts	5	1	0.833
22	Phillips, Robbie A1/ The Cardiac Element	9	2	0.818
	Richardson, Shane D4/ One Armed Bandits	9	2	0.818
24	Gallagher, Jim E2/ Coaching Tom Seaver	8	2	0.800
	Ellis, Tim F4/ Plumber's Quacks	8	2	0.800
	Musil, Dylan G3/ Is It In?	8	2	0.800
	Wissinger, Wes G2/ Walking That Wire	8	2	0.800
	Cook, Dan H7/ Just A Bit Outside	8	2	0.800
29	Healy, Simon B7/ Dartistic Expression	11	3	0.786
30	Yang, Rob C2/ Pop That Cork!	7	2	0.778
31	Polenz, Steve B6/ Menace 2 Sobriety	10	3	0.769
	Hindle, Mikey C3/ Cheap Shots	10	3	0.769
	Litzsinger, Mike C7/ Darty McDart Face	10	3	0.769
34	Romanchek, David B2/ Nine Lives	9	3	0.750
	McCartney, Joe C7/ Darty McDart Face	9	3	0.750
	Caldwell, Greg D4/ One Armed Bandits	9	3	0.750
	Cashin, Jeff D2/ Pat's Blue Ribbon	9	3	0.750
	Simpson, Aden D3/ Armed and Hammered	9	3	0.750
	Tant, J.J. D1/ Dysfunctional Outlaws	9	3	0.750
	Bosier, Sean E6/ Death Throw	9	3	0.750
	Rudy, Jeff E3/ Game of Throws	9	3	0.750
	Surber, Dave E5/ Inglourious Darters	9	3	0.750
	Havens, Lincoln H6/ Why So Serious?	9	3	0.750
	Owen, Hal H2/ Chalk It Up	9	3	0.750
	Bradford, David B3/ Rif Raf	6	2	0.750
	Watson, Jeff, Jr. B4/ Kiss My Bulls	6	2	0.750
	Gardner, Kyle F2/ Coral Reefers	6	2	0.750
	O'Connell, Doug F8/ Bull Hunters	6	2	0.750
	Perkins, Heath G6/ Irish Ton	6	2	0.750
	Stark, Parker G2/ Walking That Wire	6	2	0.750
51	Bither, Dana C6/ Flightmare	8	3	0.727
	Fournier, Jeff C4/ Fire For Effect Again	8	3	0.727
	Trefzger, Ken D4/ One Armed Bandits	8	3	0.727
	Smelik, Pat E3/ Game of Throws	8	3	0.727
	Bialaszewski, Rich F6/ Show Me Your Tips	8	3	0.727
	White, Vic F8/ Bull Hunters	8	3	0.727
	Cannizzaro, Anthony H6/ Why So Serious?	8	3	0.727
58	Stewart, Pete B5/ Methodical Madness	10	4	0.714
	Wilson, Chris B5/ Methodical Madness	10	4	0.714
	Cosentino, Phil E5/ Inglourious Darters	5	2	0.714
	Rigert, Joe, Jr. F7/ Wayne Gretzky	5	2	0.714
	Schoch, Adam F4/ Plumber's Quacks	5	2	0.714
63	(seven tied - 3 in A, 1 in E, 3 in F)	7	3	0.700

<u>Singles Cricket Win Percentage</u>		W	L	%-age
1	Hudson, Dallas B5/ Methodical Madness	12	0	1.000
	Limerick, Jeremy E5/ Inglourious Darters	12	0	1.000
	Butterworth, Jim G4/ Bulls Up!	12	0	1.000
	Massengill, Chad A1/ The Cardiac Element	11	0	1.000
	Phillips, Robbie A1/ The Cardiac Element	11	0	1.000
	Tan, Wil A1/ The Cardiac Element	11	0	1.000
	Tuffiaro, Lou E7/ WINNAU	11	0	1.000
	Trefzger, Ken D4/ One Armed Bandits	10	0	1.000
	Strickland, Andrew H4/ Brown's Bombers	6	0	1.000
10	Rudy, Jeff E3/ Game of Throws	12	1	0.923
11	Bumpass, Mike F8/ Bull Hunters	11	1	0.917
	Jefferys, Lee F8/ Bull Hunters	11	1	0.917
	Rigert, Joe, Sr. F7/ Wayne Gretzky	11	1	0.917
	Havens, Matt H6/ Why So Serious?	11	1	0.917
15	Kramer, John A1/ The Cardiac Element	10	1	0.909
	Bither, Dana C6/ Flightmare	10	1	0.909
	White, Vic F8/ Bull Hunters	10	1	0.909
	Dehnel, Sebastian G7/ Cold Blooded and Thin	10	1	0.909
19	Musil, Dylan G3/ Is It In?	9	1	0.900
	Holmes, Joseph H1/ All About That Bull	9	1	0.900
21	Wilcenski, Steve A5/ North Raleigh Alliance	8	1	0.889
22	Tuck, Mike B4/ Kiss My Bulls	7	1	0.875
	Lueneburg, Randy E7/ WINNAU	7	1	0.875
	Bushman, Brad F6/ Show Me Your Tips	7	1	0.875
25	Polenz, Steve B6/ Menace 2 Sobriety	12	2	0.857
	Bartell, B.J. D2/ Pat's Blue Ribbon	6	1	0.857
	Rigert, Joe, Jr. F7/ Wayne Gretzky	6	1	0.857
28	Porcelli, Robb B2/ Nine Lives	11	2	0.846
	Merkle, Patrick C6/ Flightmare	11	2	0.846
	Wilcox, Randy C8/ Ghosts of Our Former S	11	2	0.846
31	Brown, Tom A1/ The Cardiac Element	10	2	0.833
	McCartney, Joe C7/ Darty McDart Face	10	2	0.833
	Clark, Dan D1/ Dysfunctional Outlaws	10	2	0.833
	Jones, Grey D7/ Red-eye Rangers	10	2	0.833
	Simpson, Aden D3/ Armed and Hammered	10	2	0.833
	Simpson, Tyler D3/ Armed and Hammered	10	2	0.833
	Bosier, Sean E6/ Death Throw	10	2	0.833
	Ball, Pat G5/ Chalker's Nightmare	10	2	0.833
	Brownd, Anthony G5/ Chalker's Nightmare	10	2	0.833
	Gilyardi, Ernie C5/ Long Shafts	5	1	0.833
	Goss, Matt C4/ Fire For Effect Again	5	1	0.833
42	Carroll, John A7/ Alcohol Related	9	2	0.818
	Mays, John B2/ Nine Lives	9	2	0.818
	Macias, Anthony D3/ Armed and Hammered	9	2	0.818
	Gallagher, Jim E2/ Coaching Tom Seaver	9	2	0.818
	Bialaszewski, Rich F6/ Show Me Your Tips	9	2	0.818
	Carroll, Josh F2/ Coral Reefers	9	2	0.818
	Vick, Justin F3/ Don't Hit The Scorekeep	9	2	0.818
	White, John G2/ Walking That Wire	9	2	0.818
	Cannizzaro, Anthony H6/ Why So Serious?	9	2	0.818
51	Guenther, George C4/ Fire For Effect Again	8	2	0.800
	Iager, John C7/ Darty McDart Face	8	2	0.800
	Adams, Brad D2/ Pat's Blue Ribbon	8	2	0.800
	Schmaus, Darren F1/ Something Inappropriate	8	2	0.800
55	Healy, Simon B7/ Dartistic Expression	11	3	0.786
	Holly, Mike B8/ The Bunkers	11	3	0.786
	Knott, Ronnie C1/ Shooter McGavin	11	3	0.786
	Madey, Ryan C6/ Flightmare	11	3	0.786
59	Peele, Jim A5/ North Raleigh Alliance	7	2	0.778
	Baldwin, Randy D6/ Hump Day!	7	2	0.778
	Blackwelder, Deborah E5/ Inglourious Darters	7	2	0.778
	Fox, Chris G6/ Irish Ton	7	2	0.778
	Light, Chris H6/ Why So Serious?	7	2	0.778
	Triggiano, Andrew H6/ Why So Serious?	7	2	0.778
65	(three tied - 1 in B, 1 in C, 1 in H)	10	3	0.769

Fall 2017 RDL League-Wide Sectional Statistics (ranked by percentage) (FINAL!)

(All statistics are included, as there were no missing scoresheets this season)

(Game minimums required for these listings: 6 for all divisions)

<u>Doubles Cricket Win Percentage</u>			W	L	%-age	<u>Doubles 501 Win Percentage</u>			W	L	%-age
1	Tan, Wil	A1/ The Cardiac Element	11	0	1.000	1	Jefferys, Lee	F8/ Bull Hunters	11	0	1.000
	Triggiano, Andrew	H6/ Why So Serious?	9	0	1.000		White, Vic	F8/ Bull Hunters	10	0	1.000
	Cannizzaro, Tyler	H6/ Why So Serious?	8	0	1.000		Gauthier, Kyle	A3/ Dead Beats	9	0	1.000
4	Blake, Terry	C6/ Flightmare	14	1	0.933		Azevedo, Angelo	E7/ WINNAU	8	0	1.000
5	Madey, Ryan	C6/ Flightmare	13	1	0.929	5	Madey, Ryan	C6/ Flightmare	13	1	0.929
6	Merkle, Patrick	C6/ Flightmare	12	1	0.923		Merkle, Patrick	C6/ Flightmare	13	1	0.929
	Robertson, Phil	C6/ Flightmare	12	1	0.923	7	Tuffillaro, Lou	E7/ WINNAU	10	1	0.909
8	Cashin, Jeff	D2/ Pat's Blue Ribbon	11	1	0.917		Vick, Justin	F3/ Don't Hit The Scorekeep	10	1	0.909
	Goodwin, Kody	F8/ Bull Hunters	11	1	0.917	9	Baldwin, Randy	D6/ Hump Day!	8	1	0.889
	Jefferys, Lee	F8/ Bull Hunters	11	1	0.917	10	Jacobi, Paul	A1/ The Cardiac Element	7	1	0.875
	Butterworth, Jim	G4/ Bulls Up!	11	1	0.917		Cannizzaro, Anthony	H6/ Why So Serious?	7	1	0.875
	Havens, Matt	H6/ Why So Serious?	11	1	0.917		Collins, Richard	H7/ Just A Bit Outside	7	1	0.875
	Leonard, Bill	H6/ Why So Serious?	11	1	0.917	13	Cruze, Michael	E7/ WINNAU	6	1	0.857
14	Massengill, Chad	A1/ The Cardiac Element	10	1	0.909	14	Bennett, Will	B7/ Dartistic Expression	11	2	0.846
	Phillips, Robbie	A1/ The Cardiac Element	10	1	0.909	15	Howard, Brian	C1/ Shooter McGavin	10	2	0.833
16	Cannizzaro, Anthony	H6/ Why So Serious?	9	1	0.900		Robertson, Phil	C6/ Flightmare	10	2	0.833
17	Blackwelder, Deborah	E5/ Inglourious Darters	8	1	0.889		Jones, Grey	D7/ Red-eye Rangers	10	2	0.833
	McGuire, Shaun	H6/ Why So Serious?	8	1	0.889	18	Zawrotniak, Joe	A4/ Lunatic Fringe	9	2	0.818
19	Watson, Jeff, Jr.	B4/ Kiss My Bulls	7	1	0.875		Snyder, Mike	C7/ Darty McDart Face	9	2	0.818
	Stuckey, Rob	D2/ Pat's Blue Ribbon	7	1	0.875		Bumpass, Mike	F8/ Bull Hunters	9	2	0.818
	Ehrmann, Rob	F1/ Something Inappropriate	7	1	0.875		Goodwin, Kody	F8/ Bull Hunters	9	2	0.818
22	Fischlein, Kris	A3/ Dead Beats	5	1	0.833	22	Blake, Terry	C6/ Flightmare	12	3	0.800
	Jenkins, John	D3/ Armed and Hammered	5	1	0.833		Trefzger, Ken	D4/ One Armed Bandits	8	2	0.800
	O'Toole, Mike	G4/ Bulls Up!	5	1	0.833		Wissinger, Wes	G2/ Walking That Wire	8	2	0.800
	Light, Chris	H6/ Why So Serious?	5	1	0.833		Cook, Dan	H7/ Just A Bit Outside	8	2	0.800
26	Kramer, John	A1/ The Cardiac Element	9	2	0.818		Leonard, Bill	H6/ Why So Serious?	8	2	0.800
	Seward, Mike	A2/ Appetite for Destruction	9	2	0.818		Light, Chris	H6/ Why So Serious?	8	2	0.800
	Gallagher, Jim	E2/ Coaching Tom Seaver	9	2	0.818	28	Bathurst, Alyssa	B4/ Kiss My Bulls	7	2	0.778
	Kilsdonk, Kris	E5/ Inglourious Darters	9	2	0.818		Smith, Butch	B2/ Nine Lives	7	2	0.778
	Tuffillaro, Lou	E7/ WINNAU	9	2	0.818		Roberts, Mike	E7/ WINNAU	7	2	0.778
	Butterworth, Dan	G4/ Bulls Up!	9	2	0.818		Willis, Zack	E6/ Death Throw	7	2	0.778
	Heath, John	H7/ Just A Bit Outside	9	2	0.818		Patskoski, Jason	F2/ Coral Reefers	7	2	0.778
33	Mozzetti, Tim	A2/ Appetite for Destruction	8	2	0.800		Bowen, Andy	G2/ Walking That Wire	7	2	0.778
	Adams, Brad	D2/ Pat's Blue Ribbon	8	2	0.800		Cominole, Jeremy	G6/ Irish Ton	7	2	0.778
	Roberts, Mike	E7/ WINNAU	8	2	0.800	35	Venater, Mike	B5/ Methodical Madness	10	3	0.769
	McNamara, Tim	F1/ Something Inappropriate	8	2	0.800	36	Butterworth, Jim	G4/ Bulls Up!	9	3	0.750
	Wissinger, Wes	G2/ Walking That Wire	8	2	0.800		Fischlein, Kris	A3/ Dead Beats	6	2	0.750
38	Johnson, Dave	B6/ Menace 2 Sobriety	11	3	0.786		Bottomley, Kevin	B5/ Methodical Madness	6	2	0.750
	Stewart, Pete	B5/ Methodical Madness	11	3	0.786		Lueneburg, Randy	E7/ WINNAU	6	2	0.750
40	Parker, Charles	A3/ Dead Beats	7	2	0.778		Cannizzaro, Tyler	H6/ Why So Serious?	6	2	0.750
	Landrum, Jon	D2/ Pat's Blue Ribbon	7	2	0.778	41	Carroll, John	A7/ Alcohol Related	8	3	0.727
	Balint, Joey	E5/ Inglourious Darters	7	2	0.778		Seward, Mike	A2/ Appetite for Destruction	8	3	0.727
	Bushman, Brad	F6/ Show Me Your Tips	7	2	0.778		Stankevich, Scott	A2/ Appetite for Destruction	8	3	0.727
	Block, Marc	G4/ Bulls Up!	7	2	0.778		Litzinger, Mike	C7/ Darty McDart Face	8	3	0.727
	Bowen, Andy	G2/ Walking That Wire	7	2	0.778		Caldwell, Greg	D4/ One Armed Bandits	8	3	0.727
46	Howard, Brian	C1/ Shooter McGavin	9	3	0.750		Bohn, Andy	F3/ Don't Hit The Scorekeep	8	3	0.727
	Bosier, Sean	E6/ Death Throw	9	3	0.750		Rosbach, Mark	G6/ Irish Ton	8	3	0.727
	Hogan, Neal	E6/ Death Throw	9	3	0.750		Havens, Matt	H6/ Why So Serious?	8	3	0.727
	Surber, Dave	E5/ Inglourious Darters	9	3	0.750	49	Hall, Josh	C3/ Cheap Shots	10	4	0.714
	Bumpass, Mike	F8/ Bull Hunters	9	3	0.750		Knott, Ronnie	C1/ Shooter McGavin	10	4	0.714
	Frederick, Karl	G4/ Bulls Up!	9	3	0.750		Smelik, Gene	E3/ Game of Throws	10	4	0.714
	Groves, Phil	E1/ Sofa Kings	6	2	0.750		Collins, Craig	B5/ Methodical Madness	5	2	0.714
	Chesson, Jessica	F1/ Something Inappropriate	6	2	0.750		Ellis, E.J.	B4/ Kiss My Bulls	5	2	0.714
54	Brown, Tom	A1/ The Cardiac Element	8	3	0.727		Scheppele, Julie	B4/ Kiss My Bulls	5	2	0.714
	Johnson, Michael	A2/ Appetite for Destruction	8	3	0.727		Palmisano, Andrew	D2/ Pat's Blue Ribbon	5	2	0.714
	Richardson, Shane	D4/ One Armed Bandits	8	3	0.727		Bohannon, Zack	H7/ Just A Bit Outside	5	2	0.714
	Trefzger, Ken	D4/ One Armed Bandits	8	3	0.727		Hayward, Simon	H3/ Ballistic Behavior	5	2	0.714
	Limerick, Jeremy	E5/ Inglourious Darters	8	3	0.727	58	Reitano, Sal	A7/ Alcohol Related	7	3	0.700
	Havens, Lincoln	H6/ Why So Serious?	8	3	0.727		Tan, Wil	A1/ The Cardiac Element	7	3	0.700
	McEwen, William	H3/ Ballistic Behavior	8	3	0.727		Murphy, Phil	D4/ One Armed Bandits	7	3	0.700
61	(three tied - 2 in B, 1 in C)		10	4	0.714		Richardson, Shane	D4/ One Armed Bandits	7	3	0.700
	(six tied - 2 in A, 1 in D, 2 in E, 1 in F)		5	2	0.714		O'Connell, Doug	F8/ Bull Hunters	7	3	0.700
							Talbot, Chris	F8/ Bull Hunters	7	3	0.700
							Fox, Chris	G6/ Irish Ton	7	3	0.700
							Furdon, Matt	H7/ Just A Bit Outside	7	3	0.700

Fall 2017 RDL Top Singles, Doubles Win Percentages (League-wide) (FINAL!)

(There are no missing statistics, as all scoresheets from the entire season have been received.) (Game minimums required for these listings: 15 for team E7; 16 for all A/D/F/G div. teams and teams E1-E6 and H2-H4; 18 for teams B8,C3,C5,H1,H5,H6,H7; 19 for teams B1-B7, C1,C2,C4,C6,C7,C8, and H8)

<u>Singles Win Percentage</u>					<u>Doubles Win Percentage</u>						
		<u>W</u>	<u>L</u>	<u>%-age</u>			<u>W</u>	<u>L</u>	<u>%-age</u>		
1	Jefferys, Lee	F8/ Bull Hunters	23	1	0.958	1	Jefferys, Lee	F8/ Bull Hunters	22	1	0.957
2	Massengill, Chad	A1/ The Cardiac Element	21	1	0.955	2	Madey, Ryan	C6/ Flightmare	26	2	0.929
3	Limerick, Jeremy	E5/ Inglourious Darters	22	2	0.917	3	Merkle, Patrick	C6/ Flightmare	25	2	0.926
	Rigert, Joe, Sr.	F7/ Wayne Gretzky	22	2	0.917	4	Cannizzaro, Anthony	H6/ Why So Serious?	16	2	0.889
5	Kramer, John	A1/ The Cardiac Element	20	2	0.909	5	Robertson, Phil	C6/ Flightmare	22	3	0.880
	Phillips, Robbie	A1/ The Cardiac Element	20	2	0.909	6	Goodwin, Kody	F8/ Bull Hunters	20	3	0.870
7	Wilcox, Randy	C8/ Ghosts of Our Former Sel	22	3	0.880	7	Blake, Terry	C6/ Flightmare	26	4	0.867
8	Trefzger, Ken	D4/ One Armed Bandits	18	3	0.857	8	Tuffillaro, Lou	E7/ WINNAU	19	3	0.864
9	Musil, Dylan	G3/ Is It In?	17	3	0.850		Leonard, Bill	H6/ Why So Serious?	19	3	0.864
10	Rudy, Jeff	E3/ Game of Throws	21	4	0.840	10	Tan, Wil	A1/ The Cardiac Element	18	3	0.857
11	Butterworth, Jim	G4/ Bulls Up!	20	4	0.833	11	Butterworth, Jim	G4/ Bulls Up!	20	4	0.833
12	Hudson, Dallas	B5/ Methodical Madness	18	4	0.818	12	Havens, Matt	H6/ Why So Serious?	19	4	0.826
	Bither, Dana	C6/ Flightmare	18	4	0.818	13	White, Vic	F8/ Bull Hunters	17	4	0.810
	White, Vic	F8/ Bull Hunters	18	4	0.818	14	Wissinger, Wes	G2/ Walking That Wire	16	4	0.800
15	Polenz, Steve	B6/ Menace 2 Sobriety	22	5	0.815		Azevedo, Angelo	E7/ WINNAU	12	3	0.800
16	Gallagher, Jim	E2/ Coaching Tom Seaver	17	4	0.810	16	Howard, Brian	C1/ Shooter McGavin	19	5	0.792
	Shirey, Anthony	H3/ Ballistic Behavior	17	4	0.810	17	Roberts, Mike	E7/ WINNAU	15	4	0.789
18	Heath, John	H7/ Just A Bit Outside	21	5	0.808	18	Cashin, Jeff	D2/ Pat's Blue Ribbon	18	5	0.783
19	Havens, Matt	H6/ Why So Serious?	20	5	0.800		Bumpass, Mike	F8/ Bull Hunters	18	5	0.783
	Johnson, Michael	A2/ Appetite for Destruction	16	4	0.800	20	Bowen, Andy	G2/ Walking That Wire	14	4	0.778
21	McCartney, Joe	C7/ Darty McDart Face	19	5	0.792	21	Massengill, Chad	A1/ The Cardiac Element	17	5	0.773
	Simpson, Aden	D3/ Armed and Hammered	19	5	0.792		Seward, Mike	A2/ Appetite for Destruction	17	5	0.773
	Bosier, Sean	E6/ Death Throw	19	5	0.792		Triggiano, Andrew	H6/ Why So Serious?	17	5	0.773
24	Davis, Luke	H4/ Brown's Bombers	15	4	0.789	24	Bennett, Will	B7/ Dartistic Expression	20	6	0.769
	Holmes, Joseph	H1/ All About That Bull	15	4	0.789	25	Phillips, Robbie	A1/ The Cardiac Element	16	5	0.762
26	Healy, Simon	B7/ Dartistic Expression	22	6	0.786		Trefzger, Ken	D4/ One Armed Bandits	16	5	0.762
27	Tan, Wil	A1/ The Cardiac Element	17	5	0.773	27	Butterworth, Dan	G4/ Bulls Up!	17	6	0.739
	Richardson, Shane	D4/ One Armed Bandits	17	5	0.773	28	Gauthier, Kyle	A3/ Dead Beats	13	5	0.722
	Tuffillaro, Lou	E7/ WINNAU	17	5	0.773	29	Knott, Ronnie	C1/ Shooter McGavin	20	8	0.714
	Bialaszewski, Rich	F6/ Show Me Your Tips	17	5	0.773		Bathurst, Alyssa	B4/ Kiss My Bulls	15	6	0.714
	Cannizzaro, Anthony	H6/ Why So Serious?	17	5	0.773		Richardson, Shane	D4/ One Armed Bandits	15	6	0.714
32	Gauthier, Kyle	A3/ Dead Beats	13	4	0.765	32	Jones, Grey	D7/ Red-eye Rangers	17	7	0.708
33	Cook, Dan	H7/ Just A Bit Outside	16	5	0.762	33	Lueneburg, Randy	E7/ WINNAU	12	5	0.706
34	Buckman, Dave	C3/ Cheap Shots	19	6	0.760	34	Caldwell, Greg	D4/ One Armed Bandits	14	6	0.700
35	Clark, Dan	D1/ Dysfunctional Outlaws	18	6	0.750		Murphy, Phil	D4/ One Armed Bandits	14	6	0.700
	Jones, Grey	D7/ Red-eye Rangers	18	6	0.750	36	Litzsinger, Mike	C7/ Darty McDart Face	16	7	0.696
	Owen, Hal	H2/ Chalk It Up	18	6	0.750		Surber, Dave	E5/ Inglourious Darters	16	7	0.696
	Bushman, Brad	F6/ Show Me Your Tips	12	4	0.750	38	Vance, Hugh	B7/ Dartistic Expression	18	8	0.692
39	Bowen, Andy	G2/ Walking That Wire	14	5	0.737	39	Parker, Charles	A3/ Dead Beats	13	6	0.684
	Stark, Parker	G2/ Walking That Wire	14	5	0.737		Adams, Brad	D2/ Pat's Blue Ribbon	13	6	0.684
	Wissinger, Wes	G2/ Walking That Wire	14	5	0.737		Blackwelder, Deborah	E5/ Inglourious Darters	13	6	0.684
42	Holly, Mike	B8/ The Bunkers	19	7	0.731		McNamara, Tim	F1/ Something Inappropriate	13	6	0.684
43	Smelik, Pat	E3/ Game of Throws	16	6	0.727		Cominole, Jeremy	G6/ Irish Ton	13	6	0.684
	Dehnel, Sebastian	G7/ Cold Blooded and Thin Sk	16	6	0.727		Holmes, Joseph	H1/ All About That Bull	13	6	0.684
45	Peele, Jim	A5/ North Raleigh Alliance	13	5	0.722	45	Johnson, Michael	A2/ Appetite for Destruction	15	7	0.682
46	Leonard, Bill	H6/ Why So Serious?	18	7	0.720		Kramer, John	A1/ The Cardiac Element	15	7	0.682
47	Stewart, Pete	B5/ Methodical Madness	20	8	0.714		Vick, Justin	F3/ Don't Hit The Scorekeeper	15	7	0.682
	Havens, Lincoln	H6/ Why So Serious?	15	6	0.714		Roszbach, Mark	G6/ Irish Ton	15	7	0.682
	Triggiano, Andrew	H6/ Why So Serious?	15	6	0.714		McEwen, William	H3/ Ballistic Behavior	15	7	0.682
50	Brown, Tom	A1/ The Cardiac Element	17	7	0.708	50	Stewart, Pete	B5/ Methodical Madness	18	9	0.667
	Cashin, Jeff	D2/ Pat's Blue Ribbon	17	7	0.708		McCartney, Joe	C7/ Darty McDart Face	16	8	0.667
	Tant, J.J.	D1/ Dysfunctional Outlaws	17	7	0.708		Clark, Dan	D1/ Dysfunctional Outlaws	16	8	0.667
	Surber, Dave	E5/ Inglourious Darters	17	7	0.708		Mozzetti, Tim	A2/ Appetite for Destruction	14	7	0.667
	Brownd, Anthony	G5/ Chalker's Nightmare	17	7	0.708		Smith, Butch	B2/ Nine Lives	14	7	0.667
	Budd, Shawn	H7/ Just A Bit Outside	17	7	0.708		Venable, Mike	B5/ Methodical Madness	14	7	0.667
56	Porcelli, Robb	B2/ Nine Lives	19	8	0.704		Fox, Chris	G6/ Irish Ton	14	7	0.667
57	Barlow, Brian	G3/ Is It In?	14	6	0.700		Furdon, Matt	H7/ Just A Bit Outside	14	7	0.667
58	Fournier, Jeff	C4/ Fire For Effect Again	16	7	0.696		Havens, Lincoln	H6/ Why So Serious?	14	7	0.667
	Simpson, Tyler	D3/ Armed and Hammered	16	7	0.696		Baldwin, Randy	D6/ Hump Day!	12	6	0.667
	Ball, Pat	G5/ Chalker's Nightmare	16	7	0.696		Balint, Joey	E5/ Inglourious Darters	12	6	0.667
	Roszbach, Mark	G6/ Irish Ton	16	7	0.696		Ehrmann, Rob	F1/ Something Inappropriate	12	6	0.667
	White, John	G2/ Walking That Wire	16	7	0.696	62	Larson, Ray	C6/ Flightmare	19	10	0.655
63	Bennett, Will	B7/ Dartistic Expression	18	8	0.692	63	Brown, Tom	A1/ The Cardiac Element	15	8	0.652
	Merkle, Patrick	C6/ Flightmare	18	8	0.692	64	Kubel, Nicole	E7/ WINNAU	11	6	0.647
65	Murdaugh, John	B1/ Thursday's Suck	20	9	0.690		Blanchard, Jeff	F8/ Bull Hunters	11	6	0.647

Fall 2017 RDL Top Singles+Doubles Win %-ages, All-Star Point Aves. (League-wide) (FINAL!)

(There are no missing statistics, as all scoresheets from the entire season have been received.) (Game minimums required for these listings: 30 for team E7; 32 for all A/D/F/G div. teams and teams E1-E6 and H2-H4; 35 for teams B8,C3,C5,H1,H5,H6,H7; 37 for teams B1-B7, C1,C2,C4,C6,C7,C8, and H8)

<u>Singles+Doubles Win Percentages</u>					<u>All-Star Point Averages</u>						
		W	L	%-age		ASP	TGP	Ave.			
1	Jefferys, Lee	F8/ Bull Hunters	45	2	0.957	1	Phillips, Robbie	A1/ The Cardiac Element	110.5	43	2.570
2	Massengill, Chad	A1/ The Cardiac Element	38	6	0.864	2	Gauthier, Kyle	A3/ Dead Beats	67.5	35	1.929
3	Phillips, Robbie	A1/ The Cardiac Element	36	7	0.837	3	Massengill, Chad	A1/ The Cardiac Element	81.0	44	1.841
4	Butterworth, Jim	G4/ Bulls Up!	40	8	0.833	4	Kramer, John	A1/ The Cardiac Element	74.0	44	1.682
5	Cannizzaro, Anthony	H6/ Why So Serious?	33	7	0.825	5	Terry, Bob	A4/ Lunatic Fringe	61.0	39	1.564
6	Tufillaro, Lou	E7/ WINNAU	36	8	0.818	6	Tan, Wil	A1/ The Cardiac Element	64.5	43	1.500
7	Tan, Wil	A1/ The Cardiac Element	35	8	0.814	7	Johnson, Michael	A2/ Appetite for Destruction	58.5	42	1.393
	White, Vic	F8/ Bull Hunters	35	8	0.814	8	Mitchell, Sid	A2/ Appetite for Destruction	57.5	42	1.369
9	Havens, Matt	H6/ Why So Serious?	39	9	0.813	9	Stankevich, Scott	A2/ Appetite for Destruction	57.5	44	1.307
10	Merkle, Patrick	C6/ Flightmare	43	10	0.811	10	Work, Joe	A5/ North Raleigh Alliance	61.5	48	1.281
11	Trefzger, Ken	D4/ One Armed Bandits	34	8	0.810	11	Brown, Tom	A1/ The Cardiac Element	60.0	47	1.277
12	Kramer, John	A1/ The Cardiac Element	35	9	0.795	12	Eason, Joel	A4/ Lunatic Fringe	51.0	40	1.275
13	Limerick, Jeremy	E5/ Inglourious Darters	34	9	0.791	13	Gelberg, Dave	A4/ Lunatic Fringe	55.5	45	1.233
14	Leonard, Bill	H6/ Why So Serious?	37	10	0.787	14	Carroll, John	A7/ Alcohol Related	53.0	44	1.205
15	Madey, Ryan	C6/ Flightmare	44	12	0.786	15	Seward, Mike	A2/ Appetite for Destruction	46.5	39	1.192
16	Wissinger, Wes	G2/ Walking That Wire	30	9	0.769	16	Healy, Simon	B7/ Dartistic Expression	63.0	55	1.145
17	Bowen, Andy	G2/ Walking That Wire	28	9	0.757	17	Mozzetti, Tim	A2/ Appetite for Destruction	45.5	41	1.110
18	Cashin, Jeff	D2/ Pat's Blue Ribbon	35	12	0.745	18	Trefzger, Ken	D4/ One Armed Bandits	46.5	42	1.107
	Rigert, Joe, Sr.	F7/ Wayne Gretzky	35	12	0.745	19	Keller, Tony	A3/ Dead Beats	41.5	39	1.064
20	Richardson, Shane	D4/ One Armed Bandits	32	11	0.744	20	Fooshee, Kevin	A7/ Alcohol Related	50.0	47	1.064
	Triggiano, Andrew	H6/ Why So Serious?	32	11	0.744	21	Peele, Jim	A5/ North Raleigh Alliance	38.0	36	1.056
22	Gauthier, Kyle	A3/ Dead Beats	26	9	0.743	22	Lloyd, Billy	A3/ Dead Beats	46.0	44	1.045
23	Robertson, Phil	C6/ Flightmare	37	13	0.740	23	Parker, Charles	A3/ Dead Beats	35.0	34	1.029
24	Johnson, Michael	A2/ Appetite for Destruction	31	11	0.738	24	Cusher, Dean	A2/ Appetite for Destruction	36.0	35	1.029
25	Holmes, Joseph	H1/ All About That Bull	28	10	0.737	25	Wilcenski, Steve	A5/ North Raleigh Alliance	35.5	35	1.014
26	Bennett, Will	B7/ Dartistic Expression	38	14	0.731		McNamara, Tim	F1/ Something Inappropriate	35.5	35	1.014
27	McCartney, Joe	C7/ Darty McDart Face	35	13	0.729	27	Adams, Brad	D2/ Pat's Blue Ribbon	37.0	38	0.974
	Jones, Grey	D7/ Red-eye Rangers	35	13	0.729	28	Beaudoin, Paul	B1/ Thursday's Suck	53.5	56	0.955
29	Bither, Dana	C6/ Flightmare	32	12	0.727	29	Huffman, David	A5/ North Raleigh Alliance	41.5	44	0.943
30	Bumpass, Mike	F8/ Bull Hunters	33	13	0.717	30	Reitano, Sal	A7/ Alcohol Related	39.5	42	0.940
	Heath, John	H7/ Just A Bit Outside	33	13	0.717	31	Robertson, Phil	C6/ Flightmare	47.0	50	0.940
32	Gallagher, Jim	E2/ Coaching Tom Seaver	30	12	0.714	32	Gibbs, Keith	A6/ Brass Monkeys	35.5	38	0.934
33	Clark, Dan	D1/ Dysfunctional Outlaws	34	14	0.708	33	Bunn, Tim	A6/ Brass Monkeys	42.0	45	0.933
	Bosier, Sean	E6/ Death Throw	34	14	0.708	34	Bennett, Will	B7/ Dartistic Expression	48.0	52	0.923
35	Wilcox, Randy	C8/ Ghosts of Our Former Sel	33	14	0.702	35	Reygers, Jeff	A3/ Dead Beats	40.0	44	0.909
	Surber, Dave	E5/ Inglourious Darters	33	14	0.702	36	Limerick, Jeremy	E5/ Inglourious Darters	38.5	43	0.895
	Butterworth, Dan	G4/ Bulls Up!	33	14	0.702	37	White, Vic	F8/ Bull Hunters	37.5	43	0.872
38	Azevedo, Angelo	E7/ WINNAU	21	9	0.700	38	Anderson, Ryan	A3/ Dead Beats	28.0	33	0.848
39	Roberts, Mike	E7/ WINNAU	23	10	0.697	39	Wilcox, Randy	C8/ Ghosts of Our Former Sel	39.5	47	0.840
40	Rudy, Jeff	E3/ Game of Throws	34	15	0.694	40	Tanner, Dave	A5/ North Raleigh Alliance	33.0	40	0.825
41	Seward, Mike	A2/ Appetite for Destruction	27	12	0.692	41	Madey, Ryan	C6/ Flightmare	46.0	56	0.821
	Musil, Dylan	G3/ Is It In?	27	12	0.692	42	Vance, Hugh	B7/ Dartistic Expression	44.0	54	0.815
43	Stewart, Pete	B5/ Methodical Madness	38	17	0.691	43	Wall, Keith	A6/ Brass Monkeys	36.0	45	0.800
44	Murphy, Phil	D4/ One Armed Bandits	29	13	0.690	44	Martin, David	B3/ Rif Raf	36.5	46	0.793
	Havens, Lincoln	H6/ Why So Serious?	29	13	0.690	45	Bakowski, Adam	A4/ Lunatic Fringe	26.0	33	0.788
46	Rossbach, Mark	G6/ Irish Ton	31	14	0.689	46	Gallagher, Jim	E2/ Coaching Tom Seaver	33.0	42	0.786
47	Simpson, Aden	D3/ Armed and Hammered	33	15	0.688	47	Surber, Dave	E5/ Inglourious Darters	36.5	47	0.777
48	McNamara, Tim	F1/ Something Inappropriate	24	11	0.686	48	Deemer, Randy	D6/ Hump Day!	34.5	45	0.767
49	Adams, Brad	D2/ Pat's Blue Ribbon	26	12	0.684		Rossbach, Mark	G6/ Irish Ton	34.5	45	0.767
50	Shirey, Anthony	H3/ Ballistic Behavior	28	13	0.683	50	Baldwin, Randy	D6/ Hump Day!	26.0	34	0.765
51	Vick, Justin	F3/ Don't Hit The Scorekeeper	30	14	0.682	51	Hudson, Dallas	B5/ Methodical Madness	33.5	44	0.761
52	Brown, Tom	A1/ The Cardiac Element	32	15	0.681	52	Porcelli, Robb	B2/ Nine Lives	40.0	53	0.755
	Goodwin, Kody	F8/ Bull Hunters	32	15	0.681	53	Butterworth, Jim	G4/ Bulls Up!	35.5	48	0.740
54	Knott, Ronnie	C1/ Shooter McGavin	38	18	0.679	54	Long, Stephen	C4/ Fire For Effect Again	39.0	53	0.736
55	Stark, Parker	G2/ Walking That Wire	23	11	0.676	55	Martinez, Vince	B8/ The Bunkers	30.0	41	0.732
56	Litzsinger, Mike	C7/ Darty McDart Face	33	16	0.673	56	Jones, Grey	D7/ Red-eye Rangers	35.0	48	0.729
57	Healy, Simon	B7/ Dartistic Expression	37	18	0.673	57	Blackwelder, Deborah	E5/ Inglourious Darters	27.5	38	0.724
58	Blake, Terry	C6/ Flightmare	39	19	0.672	58	Murdaugh, John	B1/ Thursday's Suck	40.0	56	0.714
59	Howard, Brian	C1/ Shooter McGavin	32	16	0.667	59	Bathurst, Alyssa	B4/ Kiss My Bulls	27.5	39	0.705
	Cook, Dan	H7/ Just A Bit Outside	28	14	0.667	60	Rudy, Jeff	E3/ Game of Throws	34.5	49	0.704
	Light, Chris	H6/ Why So Serious?	24	12	0.667	61	Clark, Dan	D1/ Dysfunctional Outlaws	33.5	48	0.698
62	Bialaszewski, Rich	F6/ Show Me Your Tips	29	15	0.659	62	Tufillaro, Lou	E7/ WINNAU	30.5	44	0.693
63	Davis, Luke	H4/ Brown's Bombers	25	13	0.658	63	Musil, Dylan	G3/ Is It In?	27.0	39	0.692
64	Bushman, Brad	F6/ Show Me Your Tips	23	12	0.657	64	Oakley, Jerry	A6/ Brass Monkeys	32.5	47	0.691
65	(two tied - 1 in D, 1 in H)		26	14	0.650	65	Blake, Terry	C6/ Flightmare	39.5	58	0.681

Fall 2017 RDL Singles, Doubles Win Percentages (by team) (FINAL!)

(All statistics are included, as there were no missing scoresheets this season)

<u>Singles Win Percentages</u>				<u>Doubles Win Percentages</u>					
		<u>W</u>	<u>L</u>	<u>%-age</u>		<u>W</u>	<u>L</u>	<u>%-age</u>	
1	A1/ The Cardiac Element	111	33	0.771	1	C6/ Flightmare	69	15	0.821
2	H6/ Why So Serious?	109	47	0.699	2	H6/ Why So Serious?	63	15	0.808
3	E5/ Inglourious Darters	96	48	0.667	3	F8/ Bull Hunters	54	18	0.750
4	A2/ Appetite for Destruction	91	53	0.632	4	A1/ The Cardiac Element	52	20	0.722
5	F8/ Bull Hunters	90	54	0.625	5	B5/ Methodical Madness	49	35	0.583
6	B7/ Dartistic Expression	102	66	0.607	6	B7/ Dartistic Expression	48	36	0.571
7	D4/ One Armed Bandits	86	58	0.597	7	B2/ Nine Lives	47	37	0.560
8	H7/ Just A Bit Outside	91	65	0.583		C1/ Shooter McGavin	47	37	0.560
9	C6/ Flightmare	97	71	0.577		E7/ WINNAU	46	20	0.697
10	G2/ Walking That Wire	82	62	0.569	10	A2/ Appetite for Destruction	45	27	0.625
11	C7/ Darty McDart Face	87	67	0.565		E5/ Inglourious Darters	45	27	0.625
12	D1/ Dysfunctional Outlaws	81	63	0.563		G4/ Bulls Up!	45	27	0.625
	G4/ Bulls Up!	81	63	0.563	13	H7/ Just A Bit Outside	45	33	0.577
14	E7/ WINNAU	73	59	0.553	14	C7/ Darty McDart Face	44	33	0.571
15	F1/ Something Inappropriate	78	66	0.542		D4/ One Armed Bandits	43	29	0.597
	F6/ Show Me Your Tips	78	66	0.542		G2/ Walking That Wire	43	29	0.597
17	C5/ Long Shafts	84	72	0.538	17	H1/ All About That Bull	42	36	0.538
18	B2/ Nine Lives	90	78	0.536		D2/ Pat's Blue Ribbon	41	31	0.569
19	G3/ Is It In?	77	67	0.535		F3/ Don't Hit The Scorekeeper	41	31	0.569
20	H4/ Brown's Bombers	68	62	0.523	20	B1/ Thursday's Suck	41	43	0.488
21	C4/ Fire For Effect Again	87	81	0.518		B4/ Kiss My Bulls	41	43	0.488
22	E3/ Game of Throws	74	70	0.514		A3/ Dead Beats	39	33	0.542
23	C3/ Cheap Shots	79	75	0.513		F6/ Show Me Your Tips	39	33	0.542
24	B1/ Thursday's Suck	85	81	0.512	24	D1/ Dysfunctional Outlaws	38	34	0.528
25	C1/ Shooter McGavin	86	82	0.512		F1/ Something Inappropriate	38	34	0.528
26	D3/ Armed and Hammered	73	70	0.510	26	B6/ Menace 2 Sobriety	38	46	0.452
27	D2/ Pat's Blue Ribbon	73	71	0.507		G6/ Irish Ton	37	35	0.514
	G6/ Irish Ton	73	71	0.507	28	D3/ Armed and Hammered	36	36	0.500
	H3/ Ballistic Behavior	73	71	0.507	29	C2/ Pop That Cork!	36	48	0.429
30	B5/ Methodical Madness	83	85	0.494		E3/ Game of Throws	35	37	0.486
31	A3/ Dead Beats	71	73	0.493		G3/ Is It In?	35	37	0.486
	D7/ Red-eye Rangers	71	73	0.493		H3/ Ballistic Behavior	35	37	0.486
	F2/ Coral Reefers	71	73	0.493	33	C4/ Fire For Effect Again	35	49	0.417
	F7/ Wayne Gretzky	71	73	0.493		D6/ Hump Day!	34	38	0.472
	G5/ Chalker's Nightmare	71	73	0.493		E6/ Death Throw	34	38	0.472
36	B4/ Kiss My Bulls	82	86	0.488	36	B3/ Rif Raf	34	44	0.436
37	E6/ Death Throw	69	75	0.479		C5/ Long Shafts	34	44	0.436
38	B8/ The Bunkers	73	81	0.474		A4/ Lunatic Fringe	33	39	0.458
39	B6/ Menace 2 Sobriety	78	90	0.464		A7/ Alcohol Related	33	39	0.458
40	C2/ Pop That Cork!	77	91	0.458		D5/ Sharky's Machine	33	39	0.458
	F3/ Don't Hit The Scorekeeper	66	78	0.458		E2/ Coaching Tom Seaver	33	39	0.458
42	D6/ Hump Day!	65	78	0.455		F2/ Coral Reefers	33	39	0.458
43	H1/ All About That Bull	69	83	0.454	43	C3/ Cheap Shots	33	44	0.429
44	A4/ Lunatic Fringe	65	79	0.451		G1/ Dart Buddies	32	40	0.444
45	E1/ Sofa Kings	58	74	0.439	45	B8/ The Bunkers	32	46	0.410
46	E4/ Shark Shooters	62	82	0.431		H5/ Tips & Shafts	32	46	0.410
	H2/ Chalk It Up	62	82	0.431		G5/ Chalker's Nightmare	31	41	0.431
48	G7/ Cold Blooded and Thin Skinne	61	83	0.424		H4/ Brown's Bombers	30	36	0.455
49	B3/ Rif Raf	65	91	0.417	49	F7/ Wayne Gretzky	29	43	0.403
	E2/ Coaching Tom Seaver	60	84	0.417		G7/ Cold Blooded and Thin Skinne	29	43	0.403
51	G1/ Dart Buddies	59	85	0.410		E1/ Sofa Kings	27	39	0.409
52	A5/ North Raleigh Alliance	57	87	0.396	52	D7/ Red-eye Rangers	27	45	0.375
53	A6/ Brass Monkeys	56	88	0.389	53	A5/ North Raleigh Alliance	26	46	0.361
54	D5/ Sharky's Machine	54	90	0.375		E4/ Shark Shooters	26	46	0.361
55	H5/ Tips & Shafts	57	97	0.370	55	H2/ Chalk It Up	25	47	0.347
56	A7/ Alcohol Related	53	91	0.368	56	C8/ Ghosts of Our Former Selves	25	53	0.321
57	F4/ Plumber's Quacks	50	94	0.347		A6/ Brass Monkeys	24	48	0.333
58	C8/ Ghosts of Our Former Selves	49	107	0.314	58	F4/ Plumber's Quacks	18	54	0.250
59	xx-H8/ Dart Squad	6	28	0.176	59	xx-H8/ Dart Squad	1	17	0.056
60	xx-F5/ Chatham Street Elite	0	0	---	60	xx-F5/ Chatham Street Elite	0	0	---

Fall 2017 RDL Singles+Doubles Win %-ages, All-Star Point Aves. (by team) (FINAL!)

(All statistics are included, as there were no missing scoresheets this season)

<u>Singles+Doubles Win Percentages</u>					<u>All-Star Point Averages</u>				
		<u>W</u>	<u>L</u>	<u>%-age</u>		<u>ASP</u>	<u>TGP</u>	<u>Ave.</u>	
1	H6/ Why So Serious?	235	77	0.753	1	A1/ The Cardiac Element	432.0	288	1.500
2	A1/ The Cardiac Element	215	73	0.747	2	A2/ Appetite for Destruction	351.5	288	1.220
3	C6/ Flightmare	235	101	0.699	3	A3/ Dead Beats	300.5	288	1.043
4	F8/ Bull Hunters	198	90	0.688	4	A4/ Lunatic Fringe	263.5	288	0.915
5	E5/ Inglourious Darters	186	102	0.646	5	A5/ North Raleigh Alliance	239.0	288	0.830
6	A2/ Appetite for Destruction	181	107	0.628	6	A7/ Alcohol Related	230.0	288	0.799
7	E7/ WINNAU	165	99	0.625	7	A6/ Brass Monkeys	209.5	288	0.727
8	D4/ One Armed Bandits	172	116	0.597	8	B7/ Dartistic Expression	235.0	336	0.699
9	G4/ Bulls Up!	171	117	0.594	9	C6/ Flightmare	232.0	336	0.690
10	B7/ Dartistic Expression	198	138	0.589	10	B1/ Thursday's Suck	201.5	334	0.603
11	G2/ Walking That Wire	168	120	0.583	11	E5/ Inglourious Darters	173.0	288	0.601
12	H7/ Just A Bit Outside	181	131	0.580	12	B4/ Kiss My Bulls	185.0	336	0.551
13	C7/ Darty McDart Face	175	133	0.568	13	E7/ WINNAU	145.0	264	0.549
14	B2/ Nine Lives	184	152	0.548	14	B3/ Rif Raf	169.5	312	0.543
15	D1/ Dysfunctional Outlaws	157	131	0.545	15	B2/ Nine Lives	174.5	336	0.519
16	F6/ Show Me Your Tips	156	132	0.542	16	F8/ Bull Hunters	149.5	288	0.519
17	B5/ Methodical Madness	181	155	0.539	17	C5/ Long Shafts	160.0	312	0.513
18	D2/ Pat's Blue Ribbon	155	133	0.538	18	D2/ Pat's Blue Ribbon	138.0	288	0.479
19	C1/ Shooter McGavin	180	156	0.536	19	B5/ Methodical Madness	160.5	336	0.478
20	F1/ Something Inappropriate	154	134	0.535	20	C1/ Shooter McGavin	159.5	336	0.475
21	A3/ Dead Beats	149	139	0.517	21	D4/ One Armed Bandits	136.0	288	0.472
22	F3/ Don't Hit The Scorekeeper	148	140	0.514	22	D3/ Armed and Hammered	135.5	287	0.472
23	G3/ Is It In?	147	141	0.510	23	F1/ Something Inappropriate	132.5	288	0.460
	G6/ Irish Ton	147	141	0.510	24	C4/ Fire For Effect Again	154.0	336	0.458
25	D3/ Armed and Hammered	145	142	0.505	25	C7/ Darty McDart Face	141.0	308	0.458
26	B1/ Thursday's Suck	167	167	0.500	26	D1/ Dysfunctional Outlaws	126.5	288	0.439
	E3/ Game of Throws	144	144	0.500	27	B8/ The Bunkers	131.0	310	0.423
28	H1/ All About That Bull	153	155	0.497	28	C3/ Cheap Shots	125.5	308	0.407
29	H3/ Ballistic Behavior	143	145	0.497	29	F6/ Show Me Your Tips	111.5	288	0.387
30	H4/ Brown's Bombers	128	134	0.489	30	G2/ Walking That Wire	111.0	288	0.385
31	B4/ Kiss My Bulls	164	172	0.488	31	B6/ Menace 2 Sobriety	128.0	336	0.381
32	C5/ Long Shafts	152	160	0.487	32	G4/ Bulls Up!	106.0	288	0.368
33	E6/ Death Throw	137	151	0.476	33	C2/ Pop That Cork!	122.5	336	0.365
	F2/ Coral Reefers	137	151	0.476		E2/ Coaching Tom Seaver	105.0	288	0.365
35	C3/ Cheap Shots	145	163	0.471	35	D5/ Sharky's Machine	104.5	288	0.363
36	C4/ Fire For Effect Again	157	179	0.467		D7/ Red-eye Rangers	104.5	288	0.363
37	D6/ Hump Day!	133	154	0.463	37	H6/ Why So Serious?	112.5	312	0.361
38	G5/ Chalker's Nightmare	133	155	0.462	38	E3/ Game of Throws	103.5	288	0.359
39	B6/ Menace 2 Sobriety	154	182	0.458	39	D6/ Hump Day!	100.5	287	0.350
40	A4/ Lunatic Fringe	131	157	0.455	40	F7/ Wayne Gretzky	100.5	288	0.349
41	F7/ Wayne Gretzky	129	159	0.448	41	H3/ Ballistic Behavior	100.0	288	0.347
42	C2/ Pop That Cork!	149	187	0.443	42	C8/ Ghosts of Our Former Selves	107.0	312	0.343
43	B8/ The Bunkers	137	173	0.442	43	G6/ Irish Ton	98.5	288	0.342
44	E2/ Coaching Tom Seaver	126	162	0.438	44	G3/ Is It In?	96.0	288	0.333
45	D7/ Red-eye Rangers	125	163	0.434	45	F2/ Coral Reefers	95.0	288	0.330
46	G1/ Dart Buddies	123	165	0.427	46	G1/ Dart Buddies	93.0	288	0.323
47	B3/ Rif Raf	133	179	0.426	47	E1/ Sofa Kings	84.0	264	0.318
48	E1/ Sofa Kings	112	152	0.424	48	E6/ Death Throw	91.0	288	0.316
49	D5/ Sharky's Machine	120	168	0.417	49	F3/ Don't Hit The Scorekeeper	90.5	288	0.314
50	A7/ Alcohol Related	119	169	0.413	50	E4/ Shark Shooters	88.0	288	0.306
	G7/ Cold Blooded and Thin Skinne	119	169	0.413	51	G5/ Chalker's Nightmare	87.0	288	0.302
52	E4/ Shark Shooters	114	174	0.396	52	H5/ Tips & Shafts	88.5	310	0.285
53	H5/ Tips & Shafts	121	189	0.390	53	H1/ All About That Bull	87.0	308	0.282
54	H2/ Chalk It Up	112	176	0.389	54	H7/ Just A Bit Outside	82.5	312	0.264
55	A5/ North Raleigh Alliance	109	179	0.378	55	G7/ Cold Blooded and Thin Skinne	70.5	288	0.245
56	A6/ Brass Monkeys	104	184	0.361	56	H4/ Brown's Bombers	59.0	262	0.225
57	C8/ Ghosts of Our Former Selves	99	213	0.317	57	H2/ Chalk It Up	64.0	288	0.222
58	F4/ Plumber's Quacks	86	202	0.299	58	F4/ Plumber's Quacks	45.5	288	0.158
59	xx-H8/ Dart Squad	8	62	0.114	59	xx-H8/ Dart Squad	2.0	70	0.029
60	xx-F5/ Chatham Street Elite	0	0	---	60	xx-F5/ Chatham Street Elite	0.0	0	---

	Singles 301	Singles Cricket	Singles Record	Singles Win %-age	Doubles Cricket	Doubles 501	Doubles Record	Doubles Win %-age	Sngls + Dbls Record	Sngls + Dbls Win %-age	Tiebreaker Ws	Tiebreaker Ls	All-Star Points	Games Played	All-Star Point Average	Matches Played
A1/ The Cardiac Element	52 20	59 13	111 33	0.771	30 6	22 14	52 20	0.722	215 73	0.747	0 0	432.0	288	1.500		
A 10 Kilts, Jason	1 3	1 2	2 5	0.286	4 2	2 3	6 5	0.545	8 10	0.444	0 0	10.0	18	0.556	8	
A 11 Brown, Tom	7 5	10 2	17 7	0.708	8 3	7 5	15 8	0.652	32 15	0.681	0 0	60.0	47	1.277	12	
A 12 Jacobi, Paul	5 3	3 6	8 9	0.471	5 2	7 1	12 3	0.800	20 12	0.625	0 0	15.0	32	0.469	10	
A 13 Knight, Mark	0 0	0 0	0 0	---	0 0	1 0	1 0	1.000	1 0	1.000	0 0	0.0	1	0.000	1	
A 14 Kramer, John	10 1	10 1	20 2	0.909	9 2	6 5	15 7	0.682	35 9	0.795	0 0	74.0	44	1.682	11	
A 15 Massengill, Chad	10 1	11 0	21 1	0.955	10 1	7 4	17 5	0.773	38 6	0.864	0 0	81.0	44	1.841	11	
A 16 Phillips, Robbie	9 2	11 0	20 2	0.909	10 1	6 4	16 5	0.762	36 7	0.837	0 0	110.5	43	2.570	11	
A 17 Smith, Allen	4 0	2 2	6 2	0.750	3 1	1 3	4 4	0.500	10 6	0.625	0 0	17.0	16	1.063	4	
A 18 Tan, Wil	6 5	11 0	17 5	0.773	11 0	7 3	18 3	0.857	35 8	0.814	0 0	64.5	43	1.500	11	
A 19 Hyler, Dale	0 0	0 0	0 0	---	0 0	0 0	0 0	---	0 0	---	0 0	0.0	0	---	0	
A2/ Appetite for Destruction	45 27	46 26	91 53	0.632	23 13	22 14	45 27	0.625	181 107	0.628	7 0	351.5	288	1.220		
A 20 Johnson, Michael	8 1	8 3	16 4	0.800	8 3	7 4	15 7	0.682	31 11	0.738	1 0	58.5	42	1.393	11	
A 21 Mitchell, Sid	7 5	8 3	15 8	0.652	6 5	5 3	11 8	0.579	26 16	0.619	0 0	57.5	42	1.369	12	
A 22 Mozzetti, Tim "Tex"	4 4	6 6	10 10	0.500	8 2	6 5	14 7	0.667	24 17	0.585	1 0	45.5	41	1.110	12	
A 23 Cusher, Dean	7 3	5 3	12 6	0.667	5 3	5 4	10 7	0.588	22 13	0.629	1 0	36.0	35	1.029	11	
A 24 Stankevich, Scott	5 6	9 3	14 9	0.609	4 6	8 3	12 9	0.571	26 18	0.591	1 0	57.5	44	1.307	12	
A 25 Gaglione, Joey	7 4	1 3	8 7	0.533	3 4	1 6	4 10	0.286	12 17	0.414	1 0	17.0	29	0.586	12	
A 26 Seward, Mike	4 3	6 4	10 7	0.588	9 2	8 3	17 5	0.773	27 12	0.692	1 0	46.5	39	1.192	11	
A 27 Elder, Craig	3 1	3 1	6 2	0.750	3 1	4 0	7 1	0.875	13 3	0.813	1 0	33.0	16	2.063	4	
A3/ Dead Beats	37 35	34 38	71 73	0.493	19 17	20 16	39 33	0.542	149 139	0.517	6 0	300.5	288	1.043		
A 30 Parker, Charles	2 5	1 7	3 12	0.200	7 2	6 4	13 6	0.684	16 18	0.471	1 0	35.0	34	1.029	12	
A 31 Lloyd, Billy	5 5	5 6	10 11	0.476	6 6	6 5	12 11	0.522	22 22	0.500	1 0	46.0	44	1.045	12	
A 32 Reygers, Jeff	5 6	7 4	12 10	0.545	4 8	2 8	6 16	0.273	18 26	0.409	1 0	40.0	44	0.909	12	
A 33 Gauthier, Kyle	7 1	6 3	13 4	0.765	4 5	9 0	13 5	0.722	26 9	0.743	1 0	67.5	35	1.929	9	
A 34 Anderson, Ryan	6 3	5 5	11 8	0.579	2 4	2 6	4 10	0.286	15 18	0.455	0 0	28.0	33	0.848	10	
A 35 Fischlein, Kris	4 7	2 3	6 10	0.375	5 1	6 2	11 3	0.786	17 13	0.567	1 0	11.0	30	0.367	11	
A 36 Groce, Nate	0 0	0 0	0 0	---	0 0	0 0	0 0	---	0 0	---	0 0	0.0	0	---	0	
A 37 Varnadoe, Matt	2 0	0 0	2 0	1.000	0 1	0 1	0 2	0.000	2 2	0.500	0 0	1.0	4	0.250	2	
A 38 Keller, Tony	5 5	6 4	11 9	0.550	5 5	5 4	10 9	0.526	21 18	0.538	1 0	41.5	39	1.064	10	
A 39 Persson, Kenny	1 3	2 6	3 9	0.250	5 2	4 2	9 4	0.692	12 13	0.480	0 0	30.5	25	1.220	8	
A4/ Lunatic Fringe	32 40	33 39	65 79	0.451	14 22	19 17	33 39	0.458	131 157	0.455	0 12	263.5	288	0.915		
A 40 Eason, Joel	3 5	6 5	9 10	0.474	3 8	3 7	6 15	0.286	15 25	0.375	0 2	51.0	40	1.275	11	
A 41 Bakowski, Adam	2 1	6 4	8 5	0.615	4 6	5 5	9 11	0.450	17 16	0.515	0 1	26.0	33	0.788	10	
A 42 Hall, Mike	3 3	2 3	5 6	0.455	3 2	2 2	5 4	0.556	10 10	0.500	0 1	15.0	20	0.750	6	
A 43 Hamilton, Billy	1 3	1 1	2 4	0.333	0 2	1 4	1 6	0.143	3 10	0.231	0 1	4.5	13	0.346	6	
A 44 Gelberg, Dave	7 5	7 5	14 10	0.583	4 6	7 4	11 10	0.524	25 20	0.556	0 2	55.5	45	1.233	12	
A 45 Jeffcoat, Doug	0 0	0 0	0 0	---	0 0	0 0	0 0	---	0 0	---	0 0	0.0	0	---	0	
A 46 Lane, Tim	2 7	2 6	4 13	0.235	2 5	2 3	4 8	0.333	8 21	0.276	0 0	12.0	29	0.414	9	
A 47 Moody, Chris	1 7	0 5	1 12	0.077	1 5	3 4	4 9	0.308	5 21	0.192	0 2	17.0	26	0.654	8	
A 48 Terry, Bob	6 4	6 4	12 8	0.600	6 4	6 3	12 7	0.632	24 15	0.615	0 1	61.0	39	1.564	10	
A 49 Zawrotniak, Joe	7 5	3 6	10 11	0.476	5 6	9 2	14 8	0.636	24 19	0.558	0 2	21.5	43	0.500	12	
A5/ North Raleigh Alliance	26 46	31 41	57 87	0.396	13 23	13 23	26 46	0.361	109 179	0.378	0 7	239.0	288	0.830		
A 50 Huffman, David	3 8	3 8	6 16	0.273	3 8	5 6	8 14	0.364	14 30	0.318	0 1	41.5	44	0.943	11	
A 51 Spaulding, Paul	2 9	1 6	3 15	0.167	3 5	5 7	8 12	0.400	11 27	0.289	0 1	14.0	38	0.368	12	
A 52 Work, Joe	7 5	5 7	12 12	0.500	7 5	5 7	12 12	0.500	24 24	0.500	0 1	61.5	48	1.281	12	
A 53 Tanner, Dave	3 7	5 5	8 12	0.400	2 8	2 8	4 16	0.200	12 28	0.300	0 1	33.0	40	0.825	10	
A 54 Kerr, Jim	2 6	2 10	4 16	0.200	4 7	1 7	5 14	0.263	9 30	0.231	0 1	14.5	39	0.372	12	
A 55 Bir, Tom	0 0	0 0	0 0	---	0 0	0 0	0 0	---	0 0	---	0 0	0.0	0	---	0	
A 56 Peele, Jim	6 3	7 2	13 5	0.722	4 5	5 4	9 9	0.500	22 14	0.611	0 1	38.0	36	1.056	9	
A 57 Wilcenski, Steve	3 6	8 1	11 7	0.611	2 7	3 5	5 12	0.294	16 19	0.457	0 1	35.5	35	1.014	9	
A 58 Wilkins, William "Brick"	0 2	0 2	0 4	0.000	1 1	0 2	1 3	0.250	1 7	0.125	0 0	1.0	8	0.125	2	
A6/ Brass Monkeys	33 39	23 49	56 88	0.389	13 23	11 25	24 48	0.333	104 184	0.361	6 6	209.5	288	0.727		
A 60 Bunn, Tim	7 3	5 7	12 10	0.545	4 8	5 6	9 14	0.391	21 24	0.467	1 1	42.0	45	0.933	12	
A 61 Oakley, Jerry	6 6	2 10	8 16	0.333	3 9	4 7	7 16	0.304	15 32	0.319	1 1	32.5	47	0.691	12	
A 62 Wall, Keith	4 8	4 8	8 16	0.333	5 6	3 7	8 13	0.381	16 29	0.356	1 1	36.0	45	0.800	12	
A 63 Gibbs, Keith	7 3	6 4	13 7	0.650	4 6	2 6	6 12	0.333	19 19	0.500	1 0	35.5	38	0.934	10	
A 64 Scott, Lee	3 5	1 5	4 10	0.286	3 6	1 7	4 13	0.235	8 23	0.258	1 1	14.0	31	0.452	11	
A 65 Salemo, Joe	1 4	0 5	1 9	0.100	1 2	2 4	3 6	0.333	4 15	0.211	1 0	9.5	19	0.500	9	
A 66 Massengill, Randy	3 7	3 3	6 10	0.375	3 5	3 5	6 10	0.375	12 20	0.375	0 1	20.5	32	0.641	10	
A 67 Kuhns, John	0 2	0 3	0 5	0.000	1 2	1 3	2 5	0.286	2 10	0.167	0 0	6.5	12	0.542	5	
A 68 Coe, Jason	2 1	2 4	4 5	0.444	2 2	1 5	3 7	0.300	7 12	0.368	0 1	13.0	19	0.684	6	
A7/ Alcohol Related	27 45	26 46	53 91	0.368	14 22	19 17	33 39	0.458	119 169	0.413	7 0	230.0	288	0.799		
A 70 Reitano, Sal	4 5	3 9	7 14	0.333	4 7	7 3	11 10	0.524	18 24	0.429	1 0	39.5	42	0.940	12	
A 71 Maccini, Billy	1 5	3 4	4 9	0.308	4 3	1 3	5 6	0.455	9 15	0.375	1 0	23.0	24	0.958	8	
A 72 Bradshaw, Rick	2 5	1 4	3 9	0.250	1 4	3 2	4 6	0.400	7 15	0.318	1 0	10.0	22	0.455	7	
A 73 Jobe, C.J.	1 4	0 3	1 7	0.125	1 0	2 2	3 2	0.600	4 9	0.308	0 0	3.0	13	0.231	5	
A 74 Wright, Tyler	1 2	2 6	3 8	0.273	4 5	3 7	7 12	0.368	10 20	0.333	0 0	20.0	30	0.667	10	
A 75 Foushee, Eugene	4 4	1 5	5 9	0.357	1 6	3 4	4 10	0.286	9 19	0.321	1 0	10.0	28	0.357	10	
A 76 Foushee, Kevin	7 5	5 7	12 12	0.500	5 7	7 4	12 11	0.522	24 23	0.511	1 0	50.0	47	1.064	12	
A 77 Carroll, John "JC"	3 8	9 2	12 10	0.545	4 7	8 3	12 10	0.545	24 20	0.545	1 0	53.0	44	1.205	11	
A 78 Krasnow, Dave	4 7	2 6	6 13	0.316	4 5	4 6	8 11	0.421	14 24	0.368	1 0	21.5	38	0.566	11	

	Singles	301	Singles	Cricket	Singles	Record	Singles Win	Doubles	Cricket	Doubles	501	Doubles	Record	Doubles Win	Sngls + Dbls	Record	Sngls + Dbls	Win %age	Tiebreaker Ws	Tiebreaker Ls	All-Star	Points	Games Played	All-Star Point	Average	Matches	Played
B1/ Thursday's Suck	46	37	39	44	85	81	0.512	21	21	20	22	41	43	0.488	167	167	0.500	0	0	201.5	334	0.603					
B 10 Jones, Jeff	4	9	2	9	6	18	0.250	2	9	5	7	7	16	0.304	13	34	0.277	0	0	20.0	47	0.426			11		
B 11 Holland, Steve	0	0	0	0	0	0	---	0	0	0	0	0	0	---	0	0	---	0	0	0.0	0	---			0		
B 12 Rodgers, Trey	2	2	3	1	5	3	0.625	3	1	3	2	6	3	0.667	11	6	0.647	0	0	12.5	17	0.735			4		
B 13 Murdaugh, John	9	5	11	4	20	9	0.690	7	6	7	7	14	13	0.519	34	22	0.607	0	0	40.0	56	0.714			13		
B 14 Wells, John "Boy"	9	7	6	9	15	16	0.484	9	6	8	8	17	14	0.548	32	30	0.516	0	0	31.5	62	0.508			14		
B 15 Sellers, Mark	9	5	3	10	12	15	0.444	5	10	5	5	10	15	0.400	22	30	0.423	0	0	25.5	52	0.490			12		
B 16 Beaujoin, Paul	8	5	9	5	17	10	0.630	8	6	7	8	15	14	0.517	32	24	0.571	0	0	53.5	56	0.955			13		
B 17 Ridenour, Ron	5	4	5	6	10	10	0.500	8	4	5	7	13	11	0.542	23	21	0.523	0	0	18.5	44	0.420			10		
B2/ Nine Lives	44	40	46	38	90	78	0.536	24	18	23	19	47	37	0.560	184	152	0.548	0	12	174.5	336	0.519					
B 20 Romanchek, David	9	3	3	8	12	11	0.522	6	3	8	5	14	8	0.636	26	19	0.578	0	1	27.5	45	0.611			13		
B 21 Smith, Butch	7	6	6	7	13	13	0.500	7	5	7	2	14	7	0.667	27	20	0.574	0	2	19.5	47	0.415			13		
B 22 Cople, Matthew	8	6	9	3	17	9	0.654	8	4	8	6	16	10	0.615	33	19	0.635	0	2	34.5	52	0.663			14		
B 23 Mays, John	8	6	9	2	17	8	0.680	7	6	7	6	14	12	0.538	31	20	0.608	0	2	28.0	51	0.549			14		
B 24 Marsden, James	0	0	0	3	0	3	0.000	0	0	0	0	0	0	---	0	3	0.000	0	0	0.0	3	0.000			3		
B 25 Gibson, Jack	3	4	3	2	6	6	0.500	4	2	5	3	9	5	0.643	15	11	0.577	0	1	10.5	26	0.404			8		
B 26 Keever, David	1	3	2	6	3	9	0.250	4	6	1	3	5	9	0.357	8	18	0.308	0	0	10.0	26	0.385			10		
B 27 Porcelli, Robb	8	6	11	2	19	8	0.704	8	4	7	7	15	11	0.577	34	19	0.642	0	2	40.0	53	0.755			14		
B 28 Piquet, David	0	6	3	5	3	11	0.214	4	6	3	6	7	12	0.368	10	23	0.303	0	2	4.5	33	0.136			11		
B3/ Rif Raf	37	41	28	50	65	91	0.417	15	24	19	20	34	44	0.436	133	179	0.426	0	8	169.5	312	0.543					
B 30 Gaertner, Brian	2	11	2	7	4	18	0.182	4	6	9	7	13	13	0.500	17	31	0.354	0	1	4.0	48	0.083			12		
B 31 St. Clair, Matt	5	10	1	11	6	21	0.222	6	9	5	9	11	18	0.379	17	39	0.304	0	1	15.5	56	0.277			13		
B 32 Jur, Jess	6	0	3	3	9	3	0.750	3	3	2	3	5	6	0.455	14	9	0.609	0	0	20.0	23	0.870			6		
B 33 Horger, Dennis	5	3	4	4	9	7	0.563	4	3	4	4	8	7	0.533	17	14	0.548	0	1	26.0	31	0.839			8		
B 34 Martin, David	6	5	7	6	13	11	0.542	4	8	5	5	9	13	0.409	22	24	0.478	0	1	36.5	46	0.793			12		
B 35 Zelinack, Jason	3	2	6	2	9	4	0.692	3	5	5	3	8	8	0.500	17	12	0.586	0	1	29.5	29	1.017			8		
B 36 Bradford, David	6	2	3	7	9	9	0.500	2	6	4	4	6	10	0.375	15	19	0.441	0	1	19.0	34	0.559			9		
B 37 Chase, Jim	2	3	2	4	4	7	0.364	2	2	0	3	2	5	0.286	6	12	0.333	0	1	4.0	18	0.222			5		
B 38 Crowe, Jason	2	5	0	6	2	11	0.154	2	6	4	2	6	8	0.429	8	19	0.296	0	1	15.0	27	0.556			8		
B4/ Kiss My Bulls	40	44	42	42	82	86	0.488	18	24	23	19	41	43	0.488	164	172	0.488	20	8	185.0	336	0.551					
B 40 Scheppele, Julie	4	7	2	7	6	14	0.300	1	7	5	2	6	9	0.400	12	23	0.343	3	1	10.5	35	0.300			11		
B 41 Watson, Jeff, Jr.	6	2	5	3	11	5	0.688	7	1	6	4	13	5	0.722	24	10	0.706	3	1	37.5	34	1.103			10		
B 42 Bathurst, Ryan	9	4	7	6	16	10	0.615	2	7	4	5	6	12	0.333	22	22	0.500	3	0	22.0	44	0.500			13		
B 43 Bathurst, Alyssa	1	7	4	6	5	13	0.278	8	4	7	2	15	6	0.714	20	19	0.513	3	0	27.5	39	0.705			13		
B 44 Whitehead, Lee	4	8	10	3	14	11	0.560	6	6	6	4	12	10	0.545	26	21	0.553	1	1	22.5	47	0.479			14		
B 45 Tuck, Mike	3	1	7	1	10	2	0.833	3	5	3	5	6	10	0.375	16	12	0.571	1	1	20.5	28	0.732			8		
B 46 Ellis, E.J.	3	2	4	8	7	10	0.412	6	5	5	2	11	7	0.611	18	17	0.514	2	1	18.5	35	0.529			13		
B 47 Cotton, Barbara	6	5	1	1	7	6	0.538	1	1	6	4	7	5	0.583	14	11	0.560	2	1	2.0	25	0.080			12		
B 48 Taylor, Tisha	3	5	1	3	4	8	0.333	1	6	2	6	3	12	0.200	7	20	0.259	2	1	12.0	27	0.444			10		
B 49 Klann, Eric	1	3	1	4	2	7	0.222	1	6	2	4	3	10	0.231	5	17	0.227	0	1	12.0	22	0.545			9		
B5/ Methodical Madness	42	42	41	43	83	85	0.494	25	17	24	18	49	35	0.583	181	155	0.539	21	14	160.5	336	0.478					
B 50 Venable, Mike	7	5	1	0	8	5	0.615	4	4	10	3	14	7	0.667	22	12	0.647	3	1	11.0	34	0.324			13		
B 51 Neill, Greg	2	5	0	1	2	6	0.250	0	0	3	2	3	2	0.600	5	8	0.385	2	1	4.0	13	0.308			9		
B 52 Collins, Craig	1	3	3	9	4	12	0.250	2	5	5	2	7	7	0.500	11	19	0.367	2	1	8.0	30	0.267			13		
B 53 O'Neal, Chris	3	6	3	6	6	12	0.333	6	5	5	3	11	8	0.579	17	20	0.459	1	1	11.5	37	0.311			14		
B 54 Stewart, Pete	10	4	10	4	20	8	0.714	11	3	7	6	18	9	0.667	38	17	0.691	3	2	36.0	55	0.655			14		
B 55 Wilson, Chris	10	4	5	9	15	13	0.536	8	5	5	5	13	10	0.565	28	23	0.549	3	2	16.5	51	0.324			14		
B 56 Stallings, Joe	1	4	1	5	2	9	0.182	2	1	2	3	4	4	0.500	6	13	0.316	0	1	8.5	19	0.447			11		
B 57 Hudson, Dallas	6	4	12	0	18	4	0.818	6	6	4	6	10	12	0.455	28	16	0.636	3	2	33.5	44	0.761			13		
B 58 Bottomley, Kevin	2	6	4	6	6	12	0.333	7	3	6	2	13	5	0.722	19	17	0.528	1	2	18.0	36	0.500			14		
B 59 Wilson, John	0	1	2	3	2	4	0.333	4	2	1	4	5	6	0.455	7	10	0.412	3	1	13.5	17	0.794			6		
B6/ Menace 2 Sobriety	39	45	39	45	78	90	0.464	23	19	15	27	38	46	0.452	154	182	0.458	21	0	128.0	336	0.381					
B 60 Johnson, Dave	6	8	8	7	14	15	0.483	11	3	4	9	15	12	0.556	29	27	0.518	3	0	29.5	56	0.527			14		
B 61 Bouchard, Keith	3	6	1	5	4	11	0.267	6	6	7	6	13	12	0.520	17	23	0.425	3	0	10.5	40	0.263			13		
B 62 White, J.J.	7	6	8	5	15	11	0.577	6	7	5	7	11	14	0.440	26	25	0.510	3	0	18.5	51	0.363			14		
B 63 Staley, Shawn	7	7	0	3	7	10	0.412	1	3	2	10	3	13	0.188	10	23	0.303	3	0	2.0	33	0.061			13		
B 64 Polenz, Steve	10	3	12	2	22	5	0.815	8	6	3	10	11	16	0.407	33	21	0.611	3	0	23.0	54	0.426			14		
B 65 Price, Brady	5	9	8	5	13	14	0.481	9	5	7	6	16	11	0.593	29	25	0.537	3	0	30.0	54	0.556			13		
B 66 McCartney, Eric	1	3	2	8	3	11	0.214	5	5	1	3	6	8	0.429	9	19	0.321	1	0	12.0	28	0.429			10		
B 67 Patel, Sam	0	3	0	10	0	13	0.000	0	3	1	3	1	6	0.143	1	19	0.050	2	0	2.5	20	0.125			11		
B 68 Kareiva, Keith	0	0	0	0	0	0	---	0	0	0	0	0	0	---	0	0	---	0	0	0.0	0	---			0		
B7/ Dartistic Expression	49	35	53	31	102	66	0.607	26	16	22	20	48	36	0.571	198	138	0.589	0	13	235.0	336	0.699					

	Singles 501	Singles Cricket	Singles Record	Singles Win %-age	Doubles Cricket	Doubles 501	Doubles Record	Doubles Win %-age	Sngls + Dbls Record	Sngls + Dbls Win %-age	Tiebreaker Ws	Tiebreaker Ls	All-Star Points	Games Played	All-Star Point Average	Matches Played
C1/ Shooter McGavin	42 42	44 40	86 82	0.512	26 16	21 21	47 37	0.560	180 156	0.536	7 7	159.5	336	0.475		
C 10 Knott, Ronnie	7 7	11 3	18 10	0.643	10 4	10 4	20 8	0.714	38 18	0.679	1 1	24.0	56	0.429	14	
C 11 Knott, Ryan	0 3	8 6	8 9	0.471	4 6	5 8	9 14	0.391	17 23	0.425	1 1	20.5	40	0.513	14	
C 12 Sautter, Don	7 4	4 6	11 10	0.524	9 4	5 7	14 11	0.560	25 21	0.543	1 1	19.0	46	0.413	13	
C 13 Sautter, Scott	9 4	3 4	12 8	0.600	8 4	5 6	13 10	0.565	25 18	0.581	1 1	24.0	43	0.558	13	
C 14 Howard, Brian	6 6	7 5	13 11	0.542	9 3	10 2	19 5	0.792	32 16	0.667	1 1	29.0	48	0.604	12	
C 15 Schon, Chris	5 7	3 5	8 12	0.400	5 7	5 9	10 16	0.385	18 28	0.391	1 1	12.0	46	0.261	14	
C 16 Demler, John	2 5	1 7	3 12	0.200	0 0	1 1	1 1	0.500	4 13	0.235	0 0	8.5	17	0.500	8	
C 17 Cusman, Ryan	6 6	7 4	13 10	0.565	7 4	1 5	8 9	0.471	21 19	0.525	1 1	22.5	40	0.563	12	
C2/ Pop That Cork!	36 48	41 43	77 91	0.458	18 24	18 24	36 48	0.429	149 187	0.443	20 0	122.5	336	0.365		
C 20 Jeffcoat, Angela	5 7	6 6	11 13	0.458	4 8	3 8	7 16	0.304	18 29	0.383	3 0	12.0	47	0.255	12	
C 21 Grubb, Ed	7 6	7 6	14 12	0.538	6 7	7 5	13 12	0.520	27 24	0.529	3 0	31.5	51	0.618	13	
C 22 Yang, Rob	7 2	6 7	13 9	0.591	4 9	5 8	9 17	0.346	22 26	0.458	3 0	20.0	48	0.417	13	
C 23 Ackerman, Travis	4 7	6 5	10 12	0.455	4 5	4 7	8 12	0.400	18 24	0.429	3 0	15.0	42	0.357	11	
C 24 Hamilton, Dawn	6 8	8 5	14 13	0.519	5 9	8 5	13 14	0.481	27 27	0.500	3 0	21.0	54	0.389	14	
C 25 Fleener, Michael	2 10	1 8	3 18	0.143	7 4	4 8	11 12	0.478	14 30	0.318	2 0	9.0	44	0.205	12	
C 26 Bass, Joe	5 8	7 6	12 14	0.462	6 6	5 7	11 13	0.458	23 27	0.460	3 0	14.0	50	0.280	13	
C3/ Cheap Shots	48 29	31 46	79 75	0.513	15 24	18 20	33 44	0.429	145 163	0.471	0 5	125.5	308	0.407		
C 30 Buckman, Dave	11 1	8 5	19 6	0.760	6 7	8 5	14 12	0.538	33 18	0.647	0 1	19.5	51	0.382	12	
C 31 Burney, Gary	6 8	1 12	7 20	0.259	4 8	4 8	8 16	0.333	15 36	0.294	0 1	11.0	51	0.216	12	
C 32 Hindle, Mikey	10 3	7 6	17 9	0.654	4 9	4 11	8 20	0.286	25 29	0.463	0 1	30.5	54	0.565	13	
C 33 Hall, Josh	9 4	10 6	19 10	0.655	5 8	10 4	15 12	0.556	34 22	0.607	0 1	29.0	56	0.518	13	
C 34 James, Bob	8 10	2 12	10 22	0.313	7 11	6 9	13 20	0.394	23 42	0.354	0 1	27.0	65	0.415	13	
C 35 Witz, Steve	1 1	2 1	3 2	0.600	2 2	1 1	3 3	0.500	6 5	0.545	0 0	4.5	11	0.409	4	
C 36 Hoyt, Chris	3 2	1 4	4 6	0.400	2 3	3 2	5 5	0.500	9 11	0.450	0 0	4.0	20	0.200	5	
C4/ Fire For Effect Again	42 42	45 39	87 81	0.518	21 21	14 28	35 49	0.417	157 179	0.467	6 9	154.0	336	0.458		
C 40 Guenther, George	6 6	8 2	14 8	0.636	6 5	7 7	13 12	0.520	27 20	0.574	1 2	22.5	47	0.479	11	
C 41 Gabry, Greg	3 4	1 4	4 8	0.333	2 4	3 4	5 8	0.385	9 16	0.360	0 0	6.5	25	0.260	7	
C 42 Preciado, Amanda	6 8	6 7	12 15	0.444	8 6	4 8	12 14	0.462	24 29	0.453	1 2	21.5	53	0.406	13	
C 43 Goss, Matt	3 3	5 1	8 4	0.667	4 2	0 7	4 9	0.308	12 13	0.480	0 0	21.5	25	0.860	6	
C 44 Blackwelder, Allyson	1 1	0 2	1 3	0.250	0 2	0 2	0 4	0.000	1 7	0.125	0 0	2.5	8	0.313	2	
C 45 Brody, Kevin	0 2	0 1	0 3	0.000	0 2	0 2	0 4	0.000	0 7	0.000	0 0	0.0	7	0.000	2	
C 46 Hunsberger, Jim	2 3	9 3	11 6	0.647	5 5	4 4	9 9	0.500	20 15	0.571	1 1	20.5	35	0.586	9	
C 47 Fournier, Jeff	8 3	8 4	16 7	0.696	5 6	1 9	6 15	0.286	22 22	0.500	1 1	16.5	44	0.375	11	
C 48 Long, Stephen	9 6	8 5	17 11	0.607	9 4	6 6	15 10	0.600	32 21	0.604	1 2	39.0	53	0.736	13	
C 49 Klein, Norm	4 6	0 10	4 16	0.200	3 6	3 7	6 13	0.316	10 29	0.256	1 1	3.5	39	0.090	10	
C5/ Long Shafts	45 33	39 39	84 72	0.538	17 22	17 22	34 44	0.436	152 160	0.487	0 8	160.0	312	0.513		
C 50 Reece, Robert	3 9	1 1	4 10	0.286	0 3	5 4	5 7	0.417	9 17	0.346	0 1	8.0	26	0.308	13	
C 51 Gardner, Mike	6 5	5 5	11 10	0.524	6 5	3 7	9 12	0.429	20 22	0.476	0 1	17.5	42	0.417	12	
C 52 Gilyardi, Ernie	5 1	5 1	10 2	0.833	4 2	2 4	6 6	0.500	16 8	0.667	0 0	21.5	24	0.896	6	
C 53 Ellington, Dave	3 0	5 7	8 7	0.533	6 4	4 5	10 9	0.526	18 16	0.529	0 1	24.0	34	0.706	13	
C 54 Long, Gary	7 5	3 4	10 9	0.526	4 5	4 6	8 11	0.421	18 20	0.474	0 1	18.5	38	0.487	12	
C 55 Knight, Tim	6 5	5 3	11 8	0.579	2 9	2 5	4 14	0.222	15 22	0.405	0 1	11.5	37	0.311	11	
C 56 Morin, Deane "Dino"	0 0	3 5	3 5	0.375	1 2	2 2	3 4	0.429	6 9	0.400	0 1	10.0	15	0.667	9	
C 57 Williams, Denny	6 1	3 6	9 7	0.563	2 6	3 3	5 9	0.357	14 16	0.467	0 1	16.5	30	0.550	11	
C 58 Strickland, Cale	8 4	8 4	16 8	0.667	6 5	5 6	11 11	0.500	27 19	0.587	0 1	25.5	46	0.554	12	
C 59 Stephenson, Scott	1 3	1 3	2 6	0.250	3 3	4 2	7 5	0.583	9 11	0.450	0 0	7.0	20	0.350	8	
C6/ Flightmare	39 45	58 26	97 71	0.577	35 7	34 8	69 15	0.821	235 101	0.699	0 0	232.0	336	0.690		
C 60 Robertson, Phil	5 7	10 3	15 10	0.600	12 1	10 2	22 3	0.880	37 13	0.740	0 0	47.0	50	0.940	13	
C 61 Blake, Terry	3 11	10 4	13 15	0.464	14 1	12 3	26 4	0.867	39 19	0.672	0 0	39.5	58	0.681	14	
C 62 Larson, Ray	6 10	4 11	10 21	0.323	10 6	9 4	19 10	0.655	29 31	0.483	0 0	32.5	60	0.542	14	
C 63 Bither, Dana	8 3	10 1	18 4	0.818	6 4	8 4	14 8	0.636	32 12	0.727	0 0	29.0	44	0.659	11	
C 64 Merkle, Patrick	7 6	11 2	18 8	0.692	12 1	13 1	25 2	0.926	43 10	0.811	0 0	24.5	53	0.462	13	
C 65 Madey, Ryan	7 7	11 3	18 10	0.643	13 1	13 1	26 2	0.929	44 12	0.786	0 0	46.0	56	0.821	14	
C 66 Frye, Marshal	3 1	2 2	5 3	0.625	3 0	3 1	6 1	0.857	11 4	0.733	0 0	13.5	15	0.900	4	
C7/ Darty McDart Face	44 33	43 34	87 67	0.565	21 18	23 15	44 33	0.571	175 133	0.568	0 7	141.0	308	0.458		
C 70 McCartney, Joe	9 3	10 2	19 5	0.792	9 4	7 4	16 8	0.667	35 13	0.729	0 1	30.5	48	0.635	12	
C 71 Litzsinger, Mike	10 3	7 6	17 9	0.654	8 4	8 3	16 7	0.696	33 16	0.673	0 1	29.0	49	0.592	13	
C 72 Snyder, Mike	7 7	7 6	14 13	0.519	6 7	9 2	15 9	0.625	29 22	0.569	0 1	31.0	51	0.608	13	
C 73 Snyder, Gary	2 6	1 6	3 12	0.200	3 5	4 4	7 9	0.438	10 21	0.323	0 0	5.5	31	0.177	10	
C 74 Iager, John	5 4	8 2	13 6	0.684	6 4	6 4	12 8	0.600	25 14	0.641	0 1	15.0	39	0.385	10	
C 75 Sheer, Andy	3 3	4 5	7 8	0.467	4 5	3 5	7 10	0.412	14 18	0.438	0 1	13.0	32	0.406	10	
C 76 Veith, Matt	7 4	6 4	13 8	0.619	6 6	7 5	13 11	0.542	26 19	0.578	0 1	14.0	45	0.311	11	
C 77 Kemp, Louis	1 3	0 3	1 6	0.143	0 1	2 3	2 4	0.333	3 10	0.231	0 1	3.0	13	0.231	7	
C8/ Ghosts of Our Former Selves	27 51	22 56	49 107	0.314	9 30	16 23	25 53	0.321	99 213	0.317	6 0	107.0	312	0.343		
C 80 Franklin, Samantha	3 10	3 7	6 17	0.261	1 8	5 10	6 18	0.250	12 35	0.255	1 0	17.0	47	0.362	13	
C 81 Wilcox, Julie	0 1	1 2	1 3	0.250	2 2	0 2	2 4	0.333	3 7	0.300	0 0	3.0	10	0.300	5	
C 82 Wilcox, Randy	11 1	11 2	22 3	0.880	5 7	6 4	11 11	0.500	33 14	0.702	1 0	39.5	47	0.840	12	
C 83 Hall, Pete	1 5	1 5	2 10	0.167	0 8	2 3	2 11	0.154	4 21	0.160	0 0	11.5	25	0.460	6	
C 84 Scott, Kevin	4 4	2 6	6 10	0.375	2 7	6 3	8 10	0.444	14 20	0.412	0 0	10.0	34	0.294	9	
C 85 Watson, Michael	3 4	1 6	4 10	0.286	3 3	3 5	6 8	0.429	10 18	0.357	1 0	6.0	28	0.214	8	
C 86 Johnson, Galen	1 9	2 5	3 14	0.176	2 6	2 6	4 12	0.250	7 26	0.212	1 0	7.5	33	0.227	10	
C 87 Young, Mike	4 9	1 11	5 20	0.200	2 11	4 9	6 20	0.231	11 40	0.216	1 0	10.0	5			


	Singles 301	Singles Cricket	Singles Record	Singles Win %-age	Doubles Cricket	Doubles 501	Doubles Record	Doubles Win %-age	Sngls + Dbls Record	Sngls + Dbls Win %-age	Tiebreaker Ws	Tiebreaker Ls	All-Star Points	Games Played	All-Star Point Average	Matches Played
D1/ Dysfunctional Outlaws	42 30	39 33	81 63	0.563	19 17	19 17	38 34	0.528	157 131	0.545	0 7	126.5	288	0.439		
D 10 Smith, Brian	7 5	8 4	15 9	0.625	8 4	5 7	13 11	0.542	28 20	0.583	0 1	20.0	48	0.417	12	
D 11 Tant, J.J.	9 3	8 4	17 7	0.708	8 4	6 6	14 10	0.583	31 17	0.646	0 1	32.0	48	0.667	12	
D 12 Steppe, Mike	6 6	5 7	11 13	0.458	5 8	6 7	11 15	0.423	22 28	0.440	0 1	13.5	50	0.270	12	
D 13 Talley, Gray	2 2	0 4	2 6	0.250	1 0	3 2	4 2	0.667	6 8	0.429	0 1	2.0	14	0.143	9	
D 14 Raymond, Ryan	4 4	2 8	6 12	0.333	2 7	3 2	5 9	0.357	11 21	0.344	0 1	6.0	32	0.188	10	
D 15 Clark, Dan	8 4	10 2	18 6	0.750	8 4	8 4	16 8	0.667	34 14	0.708	0 1	33.5	48	0.698	12	
D 16 Peterson, Chris	6 6	6 4	12 10	0.545	6 7	7 6	13 13	0.500	25 23	0.521	0 1	19.5	48	0.406	12	
D2/ Pat's Blue Ribbon	36 36	37 35	73 71	0.507	23 13	18 18	41 31	0.569	155 133	0.538	8 16	138.0	288	0.479		
D 20 Cashin, Jeff	9 3	8 4	17 7	0.708	11 1	7 4	18 5	0.783	35 12	0.745	1 2	27.5	47	0.585	12	
D 21 Adams, Brad	5 4	8 2	13 6	0.684	8 2	5 4	13 6	0.684	26 12	0.684	1 1	37.0	38	0.974	10	
D 22 Stoakes, Eric	3 1	3 1	6 2	0.750	1 3	1 2	2 5	0.286	8 7	0.533	0 2	4.0	15	0.267	6	
D 23 Stuckey, Rob	1 4	0 9	1 13	0.071	7 1	3 5	10 6	0.625	11 19	0.367	1 1	12.0	30	0.400	10	
D 24 Palmisano, Andrew	1 3	4 2	5 5	0.500	5 2	5 2	10 4	0.714	15 9	0.625	1 1	13.5	24	0.563	7	
D 25 Champion, Steve	0 2	3 5	3 7	0.300	3 7	3 5	6 12	0.333	9 19	0.321	1 1	10.0	28	0.357	11	
D 26 Nourse, Andy	2 5	1 3	3 8	0.273	0 2	2 1	2 3	0.400	5 11	0.313	0 2	4.0	16	0.250	7	
D 27 Bartell, B.J.	5 4	6 1	11 5	0.688	3 4	3 2	6 6	0.500	17 11	0.607	1 2	11.5	28	0.411	9	
D 28 Landrum, Jon	6 5	4 4	10 9	0.526	7 2	5 5	12 7	0.632	22 16	0.579	1 2	12.0	38	0.316	11	
D 29 Theleman, Dave	4 5	0 4	4 9	0.308	1 2	2 6	3 8	0.273	7 17	0.292	1 2	6.5	24	0.271	11	
D3/ Armed and Hammered	31 40	42 30	73 70	0.510	19 17	17 19	36 36	0.500	145 142	0.505	0 6	135.5	287	0.472		
D 30 Simpson, Aden	9 3	10 2	19 5	0.792	7 5	7 5	14 10	0.583	33 15	0.688	0 1	27.0	48	0.563	12	
D 31 Simpson, David	3 10	6 7	9 17	0.346	6 6	7 7	13 13	0.500	22 30	0.423	0 1	25.0	52	0.481	12	
D 32 Simpson, Tyler	6 5	10 2	16 7	0.696	6 7	6 6	12 13	0.480	28 20	0.583	0 1	23.0	48	0.479	11	
D 33 Thompson, Barry	5 7	3 9	8 16	0.333	6 5	4 7	10 12	0.455	18 28	0.391	0 1	16.0	46	0.348	11	
D 34 Hulse, Lura	2 3	2 3	4 6	0.400	2 3	3 2	5 5	0.500	9 11	0.450	0 0	3.0	20	0.150	5	
D 35 diLorenzo, Ethan	0 1	0 1	0 2	0.000	0 1	0 1	0 2	0.000	0 4	0.000	0 0	0.0	4	0.000	1	
D 36 Macias, Anthony	5 7	9 2	14 9	0.609	6 6	3 8	9 14	0.391	23 23	0.500	0 1	30.5	46	0.663	11	
D 37 Jenkins, John	1 4	2 4	3 8	0.273	5 1	4 2	9 3	0.750	12 11	0.522	0 1	11.0	23	0.478	5	
D4/ One Armed Bandits	47 25	39 33	86 58	0.597	21 15	22 14	43 29	0.597	172 116	0.597	0 0	136.0	288	0.472		
D 40 Kiser, Lyman	2 3	3 0	5 3	0.625	5 7	6 6	11 13	0.458	16 16	0.500	0 0	4.5	32	0.141	12	
D 41 Richardson, Shane	9 2	8 3	17 5	0.773	8 3	7 3	15 6	0.714	32 11	0.744	0 0	21.5	43	0.500	11	
D 42 White, Jim	5 4	3 6	8 10	0.444	3 6	4 5	7 11	0.389	15 21	0.417	0 0	16.5	36	0.458	10	
D 43 Caldwell, Greg	9 3	3 5	12 8	0.600	6 3	8 3	14 6	0.700	26 14	0.650	0 0	13.5	40	0.338	12	
D 44 Lewis, Dave	7 4	2 7	9 11	0.450	4 4	3 2	7 6	0.538	16 17	0.485	0 0	13.5	33	0.409	11	
D 45 Murphy, Phil	7 4	8 3	15 7	0.682	7 3	7 3	14 6	0.700	29 13	0.690	0 0	17.0	42	0.405	11	
D 46 Trefzger, Ken	8 3	10 0	18 3	0.857	8 3	8 2	16 5	0.762	34 8	0.810	0 0	46.5	42	1.107	11	
D 47 Hansen, Josh	0 2	2 9	2 11	0.154	1 1	1 4	2 5	0.286	4 16	0.200	0 0	3.0	20	0.150	11	
D5/ Sharky's Machine	28 44	26 46	54 90	0.375	17 19	16 20	33 39	0.458	120 168	0.417	0 0	104.5	288	0.363		
D 50 Allison, Frank	5 4	5 4	10 8	0.556	4 4	3 6	7 10	0.412	17 18	0.486	0 0	20.5	35	0.586	9	
D 51 Bateman, Jimmy	4 7	7 4	11 11	0.500	4 7	5 5	9 12	0.429	20 23	0.465	0 0	19.5	43	0.453	11	
D 52 Borgia, Pete	5 6	2 7	7 13	0.350	6 5	6 5	12 10	0.545	19 23	0.452	0 0	11.0	42	0.262	11	
D 53 Barrett, Darren	2 10	3 9	5 19	0.208	5 3	3 7	8 10	0.444	13 29	0.310	0 0	10.0	42	0.238	12	
D 54 Fink, Scott	5 3	3 7	8 10	0.444	7 3	5 5	12 8	0.600	20 18	0.526	0 0	19.5	38	0.513	10	
D 55 Kruger, Lonny	4 4	4 6	8 10	0.444	5 7	6 5	11 12	0.478	19 22	0.463	0 0	14.0	41	0.341	12	
D 56 Fuller, Geoff	3 8	2 7	5 15	0.250	1 8	4 4	5 12	0.294	10 27	0.270	0 0	7.0	37	0.189	11	
D 57 Schaefer, Dan	0 2	0 2	0 4	0.000	2 1	0 3	2 4	0.333	2 8	0.200	0 0	3.0	10	0.300	3	
D6/ Hump Day!	30 41	35 37	65 78	0.455	14 22	20 16	34 38	0.472	133 154	0.463	6 0	100.5	287	0.350		
D 60 Rutton, Pete	4 8	4 7	8 15	0.348	2 10	7 6	9 16	0.360	17 31	0.354	1 0	9.5	48	0.198	12	
D 61 Deemer, Randy	5 7	8 4	13 11	0.542	6 5	6 4	12 9	0.571	25 20	0.556	1 0	34.5	45	0.767	12	
D 62 Baldwin, Randy	3 4	7 2	10 6	0.625	4 5	8 1	12 6	0.667	22 12	0.647	0 0	26.0	34	0.765	9	
D 63 Todd, Patrick	6 4	5 8	11 12	0.478	2 11	4 7	6 18	0.250	17 30	0.362	1 0	12.5	47	0.266	12	
D 64 Bush, Jim	1 6	2 2	3 8	0.273	2 2	4 3	6 5	0.545	9 13	0.409	1 0	2.5	22	0.114	7	
D 65 Warshawsky, Larry	7 6	5 7	12 13	0.480	6 6	7 5	13 11	0.542	25 24	0.510	1 0	4.5	49	0.092	11	
D 66 Ferguson, Travis	1 1	1 1	2 2	0.500	2 0	1 1	3 1	0.750	5 3	0.625	0 0	1.5	8	0.188	2	
D 67 Moore, Mark	3 5	3 6	6 11	0.353	4 5	3 5	7 10	0.412	13 21	0.382	1 0	9.5	34	0.279	9	
D7/ Red-eye Rangers	37 35	34 38	71 73	0.493	13 23	14 22	27 45	0.375	125 163	0.434	13 0	104.5	288	0.363		
D 70 Kunesch, Joe	6 3	1 3	7 6	0.538	1 7	0 3	1 10	0.091	8 16	0.333	1 0	8.5	24	0.354	11	
D 71 Rouse, Chuck	3 3	1 3	4 6	0.400	1 5	2 5	3 10	0.231	7 16	0.304	2 0	5.5	23	0.239	10	
D 72 Wilkinson, Charlie	1 5	0 5	1 10	0.091	0 0	1 5	1 5	0.167	2 15	0.118	0 0	2.0	17	0.118	11	
D 73 Mitchell, Bill	1 1	2 7	3 8	0.273	1 2	1 7	2 9	0.182	5 17	0.227	2 0	6.0	22	0.273	11	
D 74 Kirkpatrick, Scott	7 5	7 5	14 10	0.583	4 8	2 9	6 17	0.261	20 27	0.426	2 0	12.0	47	0.255	12	
D 75 Raper, Jeromie	4 5	3 4	7 9	0.438	4 6	5 5	9 11	0.450	16 20	0.444	2 0	14.5	36	0.403	11	
D 76 Hall, Steve	0 3	0 2	0 5	0.000	1 2	0 0	1 2	0.333	1 7	0.125	0 0	4.0	8	0.500	3	
D 77 Millican, Craig	4 5	6 4	10 9	0.526	2 8	3 6	5 14	0.263	15 23	0.395	2 0	4.0	38	0.105	10	
D 78 Jones, Grey	8 4	10 2	18 6	0.750	7 5	10 2	17 7	0.708	35 13	0.729	2 0	35.0	48	0.729	12	
D 79 Barnes, William	3 1	4 3	7 4	0.636	5 3	4 2	9 5	0.643	16 9	0.640	0 0	13.0	25	0.520	8	

	Singles 301	Singles Cricket	Singles Record	Singles Win %-age	Doubles Cricket	Doubles 501	Doubles Record	Doubles Win %-age	Sngls + Dbls Record	Sngls + Dbls Win %-age	Tiebreaker Ws	Tiebreaker Ls	All-Star Points	Games Played	All-Star Point Average	Matches Played
E1/ Sofa Kings	25 41	33 33	58 74	0.439	14 19	13 20	27 39	0.409	112 152	0.424	13 0	84.0	264	0.318		
E 10 Moore, Ken	5 6	4 6	9 12	0.429	2 7	6 5	8 12	0.400	17 24	0.415	2 0	12.5	41	0.305	11	
E 11 Alcon, Tony	5 5	6 3	11 8	0.579	4 5	3 8	7 13	0.350	18 21	0.462	2 0	13.5	39	0.346	9	
E 12 Groves, Phil	0 9	2 8	2 17	0.105	6 2	3 7	9 9	0.500	11 26	0.297	2 0	5.5	37	0.149	9	
E 13 Bozza, Doug	5 5	5 4	10 9	0.526	4 6	4 5	8 11	0.421	18 20	0.474	2 0	19.5	38	0.513	9	
E 14 Maley, Dave	4 7	7 3	11 10	0.524	4 5	4 4	8 9	0.471	19 19	0.500	2 0	11.5	38	0.303	10	
E 15 Keim, Roger	4 5	6 3	10 8	0.556	3 7	3 6	6 13	0.316	16 21	0.432	2 0	18.5	37	0.500	9	
E 16 Niver, Jim	2 4	1 5	3 9	0.250	2 4	2 3	4 7	0.364	7 16	0.304	0 0	1.0	23	0.043	6	
E 17 Ryan, Sean	0 0	2 1	2 1	0.667	3 2	1 2	4 4	0.500	6 5	0.545	1 0	2.0	11	0.182	5	
E2/ Coaching Tom Seaver	33 39	27 45	60 84	0.417	18 18	15 21	33 39	0.458	126 162	0.438	0 14	105.0	288	0.365		
E 20 Emerton, Eric	7 3	1 1	8 4	0.667	2 2	2 3	4 5	0.444	12 9	0.571	0 2	2.0	21	0.095	10	
E 21 Barletta, Phil	0 1	2 6	2 7	0.222	4 4	2 4	6 8	0.429	8 15	0.348	0 2	7.5	23	0.326	9	
E 22 Woodard, Dave	5 3	7 5	12 8	0.600	5 7	7 5	12 12	0.500	24 20	0.545	0 2	28.0	44	0.636	12	
E 23 Ejlali, Shervin	2 8	1 7	3 15	0.167	1 4	3 7	4 11	0.267	7 26	0.212	0 2	4.5	33	0.136	12	
E 24 Martin, Claude	1 2	0 6	1 8	0.111	1 3	2 2	3 5	0.375	4 13	0.235	0 0	5.5	17	0.324	7	
E 25 McMillan, Bill	3 7	1 8	4 15	0.211	4 4	1 0	5 4	0.556	9 19	0.321	0 1	5.0	28	0.179	10	
E 26 Hamer, Andrew	2 2	2 2	4 4	0.500	1 2	1 4	2 6	0.250	6 10	0.375	0 0	1.0	16	0.063	6	
E 27 Gallagher, Jim	8 2	9 2	17 4	0.810	9 2	4 6	13 8	0.619	30 12	0.714	0 2	33.0	42	0.786	11	
E 28 Turner, Kevin	3 7	1 5	4 12	0.250	5 5	5 6	10 11	0.476	14 23	0.378	0 2	13.5	37	0.365	11	
E 29 Gilbert, Geoff	2 4	3 3	5 7	0.417	4 3	3 5	7 8	0.467	12 15	0.444	0 1	5.0	27	0.185	9	
E3/ Game of Throws	41 31	33 39	74 70	0.514	16 20	19 17	35 37	0.486	144 144	0.500	0 0	103.5	288	0.359		
E 30 Bordeau, Eric	5 5	1 8	6 13	0.316	5 4	5 4	10 8	0.556	16 21	0.432	0 0	10.0	37	0.270	9	
E 31 Montesi, Chris	6 3	4 5	10 8	0.556	5 4	4 5	9 9	0.500	19 17	0.528	0 0	12.0	36	0.333	9	
E 32 Rudy, Jeff	9 3	12 1	21 4	0.840	8 4	5 7	13 11	0.542	34 15	0.694	0 0	34.5	49	0.704	12	
E 33 Smelik, Gene	8 7	5 7	13 14	0.481	5 9	10 4	15 13	0.536	28 27	0.509	0 0	17.0	55	0.309	12	
E 34 Smelik, Pat	8 3	8 3	16 6	0.727	3 10	7 5	10 15	0.400	26 21	0.553	0 0	17.0	47	0.362	11	
E 35 Jessup, Pete	0 0	0 0	0 0	---	0 1	0 0	0 1	0.000	0 1	0.000	0 0	0.0	1	0.000	1	
E 36 Reigher, Marty	2 3	0 2	2 5	0.286	1 1	1 3	2 4	0.333	4 9	0.308	0 0	0.0	13	0.000	4	
E 37 Crespo, Steve	3 7	3 13	6 20	0.231	5 7	6 6	11 13	0.458	17 33	0.340	0 0	13.0	50	0.260	12	
E 38 Pasquale, Joe	0 0	0 0	0 0	---	0 0	0 0	0 0	---	0 0	---	0 0	0.0	0	---	0	
E4/ Shark Shooters	35 37	27 45	62 82	0.431	14 22	12 24	26 46	0.361	114 174	0.396	16 8	88.0	288	0.306		
E 40 Stacy, Michelle	2 3	3 4	5 7	0.417	2 4	2 3	4 7	0.364	9 14	0.391	2 1	6.0	23	0.261	9	
E 41 Stacy, Rod	5 3	1 7	6 10	0.375	6 3	4 4	10 7	0.588	16 17	0.485	2 0	10.0	33	0.303	10	
E 42 Mitchell, Liz	5 4	4 4	9 8	0.529	4 4	4 5	8 9	0.471	17 17	0.500	2 1	13.5	34	0.397	10	
E 43 Munroe, Joe	5 5	3 6	8 11	0.421	5 2	1 5	6 7	0.462	14 18	0.438	2 1	16.0	32	0.500	10	
E 44 Mercer, Dave	4 7	3 4	7 11	0.389	2 9	1 8	3 17	0.150	10 28	0.263	2 1	13.5	38	0.355	12	
E 45 Schmitt, Jacquie	4 6	0 2	4 8	0.333	0 0	1 8	1 8	0.111	5 16	0.238	1 1	0.0	21	0.000	11	
E 46 Weimers, Drew	1 0	3 6	4 6	0.400	3 6	6 3	9 9	0.500	13 15	0.464	1 1	8.5	28	0.304	11	
E 47 Neff, Josh	1 0	2 3	3 3	0.500	1 3	1 3	2 6	0.250	5 9	0.357	2 1	1.0	14	0.071	7	
E 48 Taylor, Eric	2 4	2 3	4 7	0.364	3 4	0 4	3 8	0.273	7 15	0.318	1 0	3.5	22	0.159	9	
E 49 Bowman, Merrill	6 5	6 6	12 11	0.522	2 9	4 5	6 14	0.300	18 25	0.419	1 1	16.0	43	0.372	12	
E5/ Inglorious Darters	45 27	51 21	96 48	0.667	26 10	19 17	45 27	0.625	186 102	0.646	0 7	173.0	288	0.601		
E 50 Limerick, Jeremy	10 2	12 0	22 2	0.917	8 3	4 4	12 7	0.632	34 9	0.791	0 1	38.5	43	0.895	12	
E 51 Surber, Dave	9 3	8 4	17 7	0.708	9 3	7 4	16 7	0.696	33 14	0.702	0 1	36.5	47	0.777	12	
E 52 Balint, Joey	2 1	5 5	7 6	0.538	7 2	5 4	12 6	0.667	19 12	0.613	0 1	10.0	31	0.323	11	
E 53 Cefola, Anthony	2 4	3 1	5 5	0.500	3 5	4 2	7 7	0.500	12 12	0.500	0 1	5.5	24	0.229	9	
E 54 Gardner, Kenn	6 4	6 2	12 6	0.667	6 3	3 4	9 7	0.563	21 13	0.618	0 0	17.0	34	0.500	10	
E 55 Cosentino, Phil	5 2	2 3	7 5	0.583	2 1	5 4	7 5	0.583	14 10	0.583	0 1	8.0	24	0.333	9	
E 56 Kilsdonk, Kris	7 5	8 4	15 9	0.625	9 2	5 7	14 9	0.609	29 18	0.617	0 1	30.0	47	0.638	12	
E 57 Blackwelder, Deborah	4 6	7 2	11 8	0.579	8 1	5 5	13 6	0.684	24 14	0.632	0 1	27.5	38	0.724	10	
E6/ Death Throw	36 36	33 39	69 75	0.479	16 20	18 18	34 38	0.472	137 151	0.476	0 0	91.0	288	0.316		
E 60 Willis, Tolson	4 4	5 6	9 10	0.474	3 8	6 5	9 13	0.409	18 23	0.439	0 0	8.5	41	0.207	11	
E 61 Hogan, Neal	4 7	2 10	6 17	0.261	9 3	6 6	15 9	0.625	21 26	0.447	0 0	11.0	47	0.234	12	
E 62 Zimmerman, Mike	6 4	0 0	6 4	0.600	0 0	3 5	3 5	0.375	9 9	0.500	0 0	1.0	18	0.056	10	
E 63 Bosier, Sean	9 3	10 2	19 5	0.792	9 3	6 6	15 9	0.625	34 14	0.708	0 0	30.5	48	0.635	12	
E 64 Thompson, Ben	1 0	4 1	5 1	0.833	3 2	1 1	4 3	0.571	9 4	0.692	0 0	2.5	13	0.192	5	
E 65 Mathews, Alex	3 2	3 7	6 9	0.400	1 5	2 5	3 10	0.231	9 19	0.321	0 0	16.5	28	0.589	10	
E 66 Mathews, Dave	3 6	0 6	3 12	0.200	3 8	4 2	7 10	0.412	10 22	0.313	0 0	5.0	32	0.156	12	
E 67 Willis, Zack	5 6	7 5	12 11	0.522	3 9	7 2	10 11	0.476	22 22	0.500	0 0	11.5	44	0.261	12	
E 68 Knight, Rob	1 4	2 2	3 6	0.333	1 2	1 4	2 6	0.250	5 12	0.294	0 0	4.5	17	0.265	8	
E7/ WINNAU	31 35	42 24	73 59	0.553	19 14	27 6	46 20	0.697	165 99	0.625	0 0	145.0	264	0.549		
E 70 Roberts, Mike	1 3	7 3	8 6	0.571	8 2	7 2	15 4	0.789	23 10	0.697	0 0	21.0	33	0.636	11	
E 71 Kubel, Tom "Q"	5 4	3 4	8 8	0.500	5 2	4 1	9 3	0.750	17 11	0.607	0 0	10.5	28	0.375	8	
E 72 Kubel, Nicole	3 5	4 4	7 9	0.438	5 3	6 3	11 6	0.647	18 15	0.545	0 0	20.5	33	0.621	9	
E 73 Cruze, Michael	2 2	3 6	5 8	0.385	1 7	6 1	7 8	0.467	12 16	0.429	0 0	22.0	28	0.786	9	
E 74 Azevedo, Angelo	4 4	5 2	9 6	0.600	4 3	8 0	12 3	0.800	21 9	0.700	0 0	15.0	30	0.500	8	
E 75 Lawler, Rob	6 3	1 3	7 6	0.538	0 5	4 1	4 6	0.400	11 12	0.478	0 0	4.5	23	0.196	9	
E 76 Tufillaro, Lou	6 5	11 0	17 5	0.773	9 2	10 1	19 3	0.864	36 8	0.818	0 0	30.5	44	0.693	11	
E 77 Lueneburg, Randy	3 7	7 1	10 8	0.556	6 3	6 2	12 5	0.706	22 13	0.629	0 0	20.0	35	0.571	10	
E 78 Connell, Jamie	1 2	1 1	2 3	0.400	0 1	3 1	3 2	0.600	5 5	0.500	0 0	1.0	10	0.100	5	


	Singles	301	Singles	Cricket	Singles	Record	Singles Win %-age	Doubles	Cricket	Doubles	501	Doubles	Record	Doubles Win %-age	Sngls + Dbls	Record	Sngls + Dbls Win %-age	Tiebreaker Ws	Tiebreaker Ls	All-Star Points	Games Played	All-Star Point Average	Matches Played
F1/ Something Inappropriate	39	33	39	33	78	66	0.542	21	15	17	19	38	34	0.528	154	134	0.535	0	10	132.5	288	0.460	
F 10 Haynes, Chris	2	0	2	1	4	1	0.800	0	2	1	1	1	3	0.250	5	4	0.556	0	1	6.5	9	0.722	3
F 11 Ehrmann, Rob	2	4	5	5	7	9	0.438	7	1	5	5	12	6	0.667	19	15	0.559	0	1	18.0	34	0.529	12
F 12 Schmaus, Darren	4	7	8	2	12	9	0.571	6	5	3	5	9	10	0.474	21	19	0.525	0	1	23.0	40	0.575	11
F 13 Markham, Jared	6	4	0	2	6	6	0.500	1	3	4	5	5	8	0.385	11	14	0.440	0	1	3.0	25	0.120	11
F 14 McNamara, Tim	4	2	7	3	11	5	0.688	8	2	5	4	13	6	0.684	24	11	0.686	0	1	35.5	35	1.014	10
F 15 Ridgway, Matt	7	3	5	5	12	8	0.600	5	5	5	5	10	10	0.500	22	18	0.550	0	1	13.0	40	0.325	12
F 16 Munsell, Jonathan	6	5	0	3	6	8	0.429	2	5	4	3	6	8	0.429	12	16	0.429	0	1	8.5	28	0.304	11
F 17 Martin, Chris	4	6	1	1	5	7	0.417	2	0	4	2	6	2	0.750	11	9	0.550	0	1	0.0	20	0.000	10
F 18 Chesson, LeRoy	3	2	8	4	11	6	0.647	5	5	2	5	7	10	0.412	18	16	0.529	0	1	19.5	34	0.574	12
F 19 Chesson, Jessica	1	0	3	7	4	7	0.364	6	2	1	3	7	5	0.583	11	12	0.478	0	1	5.5	23	0.239	11
F2/ Coral Reefers	40	32	31	41	71	73	0.493	17	19	16	20	33	39	0.458	137	151	0.476	7	0	95.0	288	0.330	
F 20 Jarvah, Sean	3	3	1	6	4	9	0.308	4	2	2	5	6	7	0.462	10	16	0.385	0	0	8.0	26	0.308	8
F 21 Colton, Mitch	3	4	3	2	6	6	0.500	4	3	2	4	6	7	0.462	12	13	0.480	1	0	3.0	25	0.120	8
F 22 Patskoski, Jason	9	1	4	6	13	7	0.650	5	6	7	2	12	8	0.600	25	15	0.625	1	0	24.0	40	0.600	11
F 23 Carroll, Josh	4	7	9	2	13	9	0.591	7	4	4	6	11	10	0.524	24	19	0.558	1	0	23.5	43	0.547	11
F 24 Gardner, Kyle	6	2	3	6	9	8	0.529	3	5	4	1	7	6	0.538	16	14	0.533	1	0	12.5	30	0.417	9
F 25 Smith, Van	7	3	4	7	11	10	0.524	4	5	3	5	7	10	0.412	18	20	0.474	1	0	8.5	38	0.224	11
F 26 Roseman, Sean	7	4	4	6	11	10	0.524	3	6	4	6	7	12	0.368	18	22	0.450	1	0	10.0	40	0.250	11
F 27 Cullen, Pat	0	1	0	1	0	2	0.000	0	1	0	5	0	6	0.000	0	8	0.000	0	0	0.0	8	0.000	5
F 28 Britt, Jake	1	6	3	4	4	10	0.286	4	5	3	4	7	9	0.438	11	19	0.367	1	0	5.5	30	0.183	10
F 29 Sedgewick, Jim	0	1	0	1	0	2	0.000	0	1	3	2	3	3	0.500	3	5	0.375	0	0	0.0	8	0.000	5
F3/ Don't Hit The Scorekeeper	31	41	35	37	66	78	0.458	18	18	23	13	41	31	0.569	148	140	0.514	4	0	90.5	288	0.314	
F 30 Knight, Romuald	7	5	5	6	12	11	0.522	5	6	7	4	12	10	0.545	24	21	0.533	1	0	9.5	45	0.211	12
F 31 Bohn, Andy	4	7	1	6	5	13	0.278	3	5	8	3	11	8	0.579	16	21	0.432	0	0	7.5	37	0.203	11
F 32 Smith, Ron "Captain"	1	4	1	2	2	6	0.250	3	1	1	2	4	3	0.571	6	9	0.400	0	0	0.0	15	0.000	5
F 33 Vick, Justin	6	5	9	2	15	7	0.682	5	6	10	1	15	7	0.682	30	14	0.682	1	0	29.5	44	0.670	11
F 34 Shearin, Phillip	0	5	8	4	8	9	0.471	7	6	7	4	14	10	0.583	22	19	0.537	1	0	26.0	41	0.634	11
F 35 Nettesheim, Doug	7	3	4	5	11	8	0.579	5	3	5	5	10	8	0.556	21	16	0.568	0	0	5.5	37	0.149	10
F 36 Seltzer, Josh	2	5	2	6	4	11	0.267	2	3	3	3	5	6	0.455	9	17	0.346	0	0	2.5	26	0.096	7
F 37 Robertson, Chris	4	7	5	6	9	13	0.409	6	6	5	4	11	10	0.524	20	23	0.465	1	0	10.0	43	0.233	11
F4/ Plumber's Quacks	28	44	22	50	50	94	0.347	9	27	9	27	18	54	0.250	86	202	0.299	0	0	45.5	288	0.158	
F 40 Carawon, Bob	0	11	0	7	0	18	0.000	0	8	1	6	1	14	0.067	1	32	0.030	0	0	0.0	33	0.000	8
F 41 Peers, Martin	1	8	1	7	2	15	0.118	3	4	4	5	7	9	0.438	9	24	0.273	0	0	11.5	33	0.348	8
F 42 Ellis, Tim	8	2	6	5	14	7	0.667	4	7	4	7	8	14	0.364	22	21	0.512	0	0	10.5	43	0.244	10
F 43 Schoch, Adam	5	2	5	2	10	4	0.714	3	5	1	7	4	12	0.250	14	16	0.467	0	0	6.5	30	0.217	7
F 44 Carawon, Harris	5	5	4	7	9	12	0.429	4	7	1	9	5	16	0.238	14	28	0.333	0	0	5.0	42	0.119	10
F 45 Lalino, Steve	5	5	6	5	11	10	0.524	4	7	4	7	8	14	0.364	19	24	0.442	0	0	9.5	43	0.221	10
F 46 Yost, Kayla	4	6	0	10	4	16	0.200	0	10	2	7	2	17	0.105	6	33	0.154	0	0	0.0	39	0.000	10
F 47 Jeffries, Tom	0	5	0	7	0	12	0.000	0	6	1	6	1	12	0.077	1	24	0.040	0	0	2.5	25	0.100	7
F 48 Van Olst, Jason	0	0	0	0	0	0	---	0	0	0	0	0	0	---	0	0	---	0	0	0.0	0	---	0
xx-F5/ Chatham Street Elite	0	0	0	0	0	0	---	0	0	0	0	0	0	---	0	0	---	0	0	0.0	0	---	
F 50 Lefebvre, C.J.	0	0	0	0	0	0	---	0	0	0	0	0	0	---	0	0	---	0	0	0.0	0	---	0
F 51 Daniels, Chris	0	0	0	0	0	0	---	0	0	0	0	0	0	---	0	0	---	0	0	0.0	0	---	0
F 52 Elekonich, Amy	0	0	0	0	0	0	---	0	0	0	0	0	0	---	0	0	---	0	0	0.0	0	---	0
F6/ Show Me Your Tips	41	31	37	35	78	66	0.542	20	16	19	17	39	33	0.542	156	132	0.542	0	0	111.5	288	0.387	
F 60 Powell, Lee	8	4	7	5	15	9	0.625	7	5	7	5	14	10	0.583	29	19	0.604	0	0	28.0	48	0.583	12
F 61 Bialaszewski, Rich	8	3	9	2	17	5	0.773	5	6	7	4	12	10	0.545	29	15	0.659	0	0	24.0	44	0.545	11
F 62 Lane, Bob	4	5	4	5	8	10	0.444	6	4	5	4	11	8	0.579	19	18	0.514	0	0	17.5	37	0.473	9
F 63 Bushman, Brad	5	3	7	1	12	4	0.750	7	2	4	6	11	8	0.579	23	12	0.657	0	0	17.0	35	0.486	10
F 64 Freimark, Thomas	2	4	3	6	5	10	0.333	4	4	3	4	7	8	0.467	12	18	0.400	0	0	5.5	30	0.183	9
F 65 Harris, Layne	2	5	1	5	3	10	0.231	2	1	4	1	6	2	0.750	9	12	0.429	0	0	3.5	21	0.167	7
F 66 Hall, Mike	3	6	0	6	3	12	0.200	3	5	4	5	7	10	0.412	10	22	0.313	0	0	7.0	32	0.219	9
F 67 Lichty, Ben	2	1	1	2	3	3	0.500	1	3	0	3	1	6	0.143	4	9	0.308	0	0	3.0	13	0.231	5
F 68 Fournier, Chris	7	0	5	3	12	3	0.800	5	2	4	2	9	4	0.692	21	7	0.750	0	0	6.0	28	0.214	8
F7/ Wayne Gretzky	29	43	42	30	71	73	0.493	16	20	13	23	29	43	0.403	129	159	0.448	0	7	100.5	288	0.349	
F 70 Wilson, Misty	2	10	0	0	2	10	0.167	0	0	2	8	2	8	0.200	4	18	0.182	0	1	0.0	22	0.000	12
F 71 Wilson, Jonathan	0	0	7	5	7	5	0.583	8	4	5	7	13	11	0.542	20	16	0.556	0	1	16.5	36	0.458	12
F 72 Gaines, Lauren	1	11	0	8	1	19	0.050	3	5	1	8	4	13	0.235	5	32	0.135	0	1	3.0	37	0.081	12
F 73 Gaines, Bryan	4	8	5	7	9	15	0.375	3	9	6	5	9	14	0.391	18	29	0.383	0	1	10.5	47	0.223	12
F 74 Rigert, Joe, Sr.	11	1	11	1	22	2	0.917	8	4	5	6	13	10	0.565	35	12	0.745	0	1	31.0	47	0.660	12
F 75 Rigert, Joe, Jr.	5	2	6	1	11	3	0.786	2	5	1	2	3	7	0.300	14	10	0.583	0	0	7.0	24	0.292	7
F 76 Therrien, Dan	5	7	8	4	13	11	0.542	5	7	2	8	7	15	0.318	20	26	0.435	0	1	19.5	46	0.424	12
F 77 Dugger, Larry	1	4	5	4	6	8	0.429	3	6	4	2	7	8	0.467	13	16	0.448	0	1	13.0	29	0.448	9
F8/ Bull Hunters	44	28	46	26	90	54	0.625	25	11	29	7	54	18	0.750	198	90	0.688	0	0	149.5	288	0.519	
F 80 Bumpass, Mike	4	7	11	1	15	8	0.652	9	3	9	2	18	5	0.783	33	13	0.717	0	0	29.5	46	0.641	12
F 81 Jefferys, Lee	12	0	11	1	23	1	0.958	11	1	11	0	22	1	0.957	45	2	0.957	0	0	30.5	47	0.649	12
F 82 White, Vic	8	3	10	1	18	4	0.818	7	4	10	0	17	4	0.810	35	8	0.814	0	0				

	Singles 301	Singles Cricket	Singles Record	Singles Win %-age	Doubles Cricket	Doubles 501	Doubles Record	Doubles Win %-age	Sngls + Dbls Record	Sngls + Dbls Win %-age	Tiebreaker Ws	Tiebreaker Ls	All-Star Points	Games Played	All-Star Point Average	Matches Played
G1/ Dart Buddies	40 32	19 53	59 85	0.410	15 21	17 19	32 40	0.444	123 165	0.427	20 6	93.0	288	0.323		
G 10 Watson, Jeff, Sr.	8 4	4 8	12 12	0.500	6 6	7 5	13 11	0.542	25 23	0.521	3 1	26.5	48	0.552	12	
G 11 Watson, Ruth	4 6	2 7	6 13	0.316	5 5	5 5	10 10	0.500	16 23	0.410	3 1	11.5	39	0.295	11	
G 12 Watson, Emily	5 5	0 6	5 11	0.313	3 7	6 5	9 12	0.429	14 23	0.378	3 1	2.0	37	0.054	11	
G 13 Massengill, Devin	7 6	3 10	10 16	0.385	1 10	2 9	3 19	0.136	13 35	0.271	3 1	11.0	48	0.229	12	
G 14 Gower, Jeremy	9 4	7 5	16 9	0.640	7 6	7 6	14 12	0.538	30 21	0.588	3 1	23.0	51	0.451	12	
G 15 Andersen, Nancy	5 3	1 10	6 13	0.316	5 6	4 6	9 12	0.429	15 25	0.375	3 1	14.0	40	0.350	11	
G 16 Andersen, Dave	2 4	2 7	4 11	0.267	3 2	3 2	6 4	0.600	10 15	0.400	2 0	5.0	25	0.200	8	
G2/ Walking That Wire	45 27	37 35	82 62	0.569	21 15	22 14	43 29	0.597	168 120	0.583	0 10	111.0	288	0.385		
G 20 Bowen, Andy	9 1	5 4	14 5	0.737	7 2	7 2	14 4	0.778	28 9	0.757	0 1	22.0	37	0.595	11	
G 21 White, John	7 5	9 2	16 7	0.696	5 6	7 4	12 10	0.545	28 17	0.622	0 1	23.0	45	0.511	12	
G 22 Prosser, Brad	4 5	1 2	5 7	0.417	3 3	3 6	6 9	0.400	11 16	0.407	0 1	7.5	27	0.278	12	
G 23 Wissinger, Wes	8 2	6 3	14 5	0.737	8 2	8 2	16 4	0.800	30 9	0.769	0 1	17.5	39	0.449	12	
G 24 Kyle, Mike	3 3	3 3	6 6	0.500	4 1	2 4	6 5	0.545	12 11	0.522	0 1	9.5	23	0.413	10	
G 25 Williams, Kelsey	2 3	0 5	2 8	0.200	0 2	4 2	4 4	0.500	6 12	0.333	0 1	0.0	18	0.000	9	
G 26 Ferri, Chris	1 1	3 3	4 4	0.500	3 3	3 1	6 4	0.600	10 8	0.556	0 1	6.0	18	0.333	9	
G 27 Port, Brian	1 1	1 6	2 7	0.222	2 3	3 3	5 6	0.455	7 13	0.350	0 1	4.5	20	0.225	8	
G 28 Dubose, Chris	4 4	1 4	5 8	0.385	4 5	4 1	8 6	0.571	13 14	0.481	0 1	4.0	27	0.148	11	
G 29 Stark, Parker	6 2	8 3	14 5	0.737	6 3	3 3	9 6	0.600	23 11	0.676	0 1	17.0	34	0.500	11	
G3/ Is It In?	36 36	41 31	77 67	0.535	19 17	16 20	35 37	0.486	147 141	0.510	7 7	96.0	288	0.333		
G 30 Cornell, Blaine	6 3	3 4	9 7	0.563	2 1	4 3	6 4	0.600	15 11	0.577	1 1	1.0	26	0.038	9	
G 31 Barlow, Brian	6 3	8 3	14 6	0.700	7 4	2 5	9 9	0.500	23 15	0.605	1 1	16.5	38	0.434	11	
G 32 Barbour, Bryan	1 4	3 2	4 6	0.400	3 2	1 5	4 7	0.364	8 13	0.381	0 0	5.0	21	0.238	6	
G 33 Metivier, Sam	4 5	0 3	4 8	0.333	2 6	3 5	5 11	0.313	9 19	0.321	0 1	8.0	28	0.286	10	
G 34 Smith, Jon	3 6	7 3	10 9	0.526	4 5	4 3	8 8	0.500	18 17	0.514	1 1	9.5	35	0.271	10	
G 35 Millius, Mike	2 3	5 5	7 8	0.467	3 6	5 5	8 11	0.421	15 19	0.441	1 1	10.5	34	0.309	11	
G 36 Murphy, Tom	4 5	5 6	9 11	0.450	7 4	6 6	13 10	0.565	22 21	0.512	1 1	13.5	43	0.314	12	
G 37 Musil, Dylan	8 2	9 1	17 3	0.850	6 5	4 4	10 9	0.526	27 12	0.692	1 1	27.0	39	0.692	11	
G 38 Johnson, Steve	2 5	1 4	3 9	0.250	4 1	3 4	7 5	0.583	10 14	0.417	1 0	5.0	24	0.208	8	
G4/ Bulls Up!	35 37	46 26	81 63	0.563	26 10	19 17	45 27	0.625	171 117	0.594	0 0	106.0	288	0.368		
G 40 Massey, Amy	4 7	3 5	7 12	0.368	3 6	2 3	5 9	0.357	12 21	0.364	0 0	6.5	33	0.197	12	
G 41 Butterworth, Jim	8 4	12 0	20 4	0.833	11 1	9 3	20 4	0.833	40 8	0.833	0 0	35.5	48	0.740	12	
G 42 Butterworth, Dan	7 5	9 3	16 8	0.667	9 2	8 4	17 6	0.739	33 14	0.702	0 0	13.5	47	0.287	12	
G 43 Frederick, Karl	6 5	9 3	15 8	0.652	9 3	6 6	15 9	0.625	30 17	0.638	0 0	24.5	47	0.521	12	
G 44 Block, Marc	4 6	2 6	6 12	0.333	7 2	4 5	11 7	0.611	17 19	0.472	0 0	4.5	36	0.125	10	
G 45 Powell, Andy	1 1	7 4	8 5	0.615	7 4	6 6	13 10	0.565	21 15	0.583	0 0	10.5	36	0.292	12	
G 46 Cochran, Matt	1 7	0 3	1 10	0.091	1 1	1 4	2 5	0.286	3 15	0.167	0 0	1.5	18	0.083	8	
G 47 O'Toole, Mike	4 2	4 2	8 4	0.667	5 1	2 3	7 4	0.636	15 8	0.652	0 0	9.5	23	0.413	6	
G5/ Chalker's Nightmare	32 40	39 33	71 73	0.493	15 21	16 20	31 41	0.431	133 155	0.462	0 20	87.0	288	0.302		
G 50 Kincaid, Lisa	1 1	0 2	1 3	0.250	0 0	0 1	0 1	0.000	1 4	0.200	0 1	2.0	5	0.400	2	
G 51 Brownd, Anthony	7 5	10 2	17 7	0.708	7 5	6 6	13 11	0.542	30 18	0.625	0 3	21.5	48	0.448	12	
G 52 Boutieller, Tina	5 7	5 6	10 13	0.435	4 7	5 6	9 13	0.409	19 26	0.422	0 3	7.5	45	0.167	12	
G 53 Moulden, Jeremy	4 8	8 4	12 12	0.500	6 6	8 4	14 10	0.583	26 22	0.542	0 3	25.5	48	0.531	12	
G 54 Ball, Pat	6 5	10 2	16 7	0.696	5 7	6 6	11 13	0.458	27 20	0.574	0 3	20.0	47	0.426	12	
G 55 Boutieller, Nick	6 6	4 6	10 12	0.455	3 7	3 6	6 13	0.316	16 25	0.390	0 3	6.0	41	0.146	11	
G 56 Berman, Brian	0 1	1 2	1 3	0.250	3 4	1 5	4 9	0.308	5 12	0.294	0 2	2.0	17	0.118	7	
G 57 Coogan, Beth	3 6	0 6	3 12	0.200	1 4	3 5	4 9	0.308	7 21	0.250	0 2	0.0	28	0.000	11	
G 58 Harper, C.E.	0 0	0 0	0 0	---	0 0	0 0	0 0	---	0 0	---	0 0	0.0	0	---	0	
G 59 Nelson, Shane	0 1	1 3	1 4	0.200	1 2	0 1	1 3	0.250	2 7	0.222	0 0	2.5	9	0.278	4	
G6/ Irish Ton	33 39	40 32	73 71	0.507	17 19	20 16	37 35	0.514	147 141	0.510	18 13	98.5	288	0.342		
G 60 Cominole, Jeremy	4 6	7 3	11 9	0.550	6 4	7 2	13 6	0.684	24 15	0.615	2 2	12.5	39	0.321	10	
G 61 Bowser, Brian	6 6	8 3	14 9	0.609	7 5	8 4	15 9	0.625	29 18	0.617	3 2	24.0	47	0.511	12	
G 62 Logan, Pete	0 1	1 3	1 4	0.200	0 1	0 2	0 3	0.000	1 7	0.125	1 1	0.0	8	0.000	4	
G 63 Fox, Chris	5 6	7 2	12 8	0.600	7 4	7 3	14 7	0.667	26 15	0.634	2 2	18.0	41	0.439	11	
G 64 Rossbach, Mark	7 4	9 3	16 7	0.696	7 4	8 3	15 7	0.682	31 14	0.689	3 1	34.5	45	0.767	11	
G 65 Hiltbrunner, Sherry	4 6	3 5	7 11	0.389	3 5	2 5	5 10	0.333	12 21	0.364	3 2	4.0	33	0.121	9	
G 66 Perkins, Heath	6 2	3 3	9 5	0.643	3 3	2 5	5 8	0.385	14 13	0.519	1 1	3.0	27	0.111	8	
G 67 Perkins, Brytni	1 5	1 5	2 10	0.167	0 10	5 4	5 14	0.263	7 24	0.226	2 1	1.5	31	0.048	10	
G 68 Yarsawich, Bryan	0 3	1 5	1 8	0.111	1 2	0 1	2 6	0.250	3 14	0.176	1 1	1.0	17	0.059	7	
G7/ Cold Blooded and Thin Skinned	31 41	30 42	61 83	0.424	13 23	16 20	29 43	0.403	119 169	0.413	6 0	70.5	288	0.245		
G 70 Theall, Ken	4 6	3 7	7 13	0.350	4 5	4 4	8 9	0.471	15 22	0.405	0 0	11.0	37	0.297	12	
G 71 Gagner, Chris	7 5	6 5	13 10	0.565	3 10	5 6	8 16	0.333	21 26	0.447	1 0	15.0	47	0.319	12	
G 72 Zuttel, Paul	5 8	6 6	11 14	0.440	2 9	3 6	5 15	0.250	16 29	0.356	0 0	9.0	45	0.200	12	
G 73 Dehnel, Sebastian	6 5	10 1	16 6	0.727	6 5	7 5	13 10	0.565	29 16	0.644	1 0	15.5	45	0.344	11	
G 74 Mele, Scott	1 1	0 3	1 4	0.200	2 2	3 2	5 4	0.556	6 8	0.429	1 0	2.0	14	0.143	6	
G 75 Liner, Bruce	0 0	0 0	0 0	---	0 0	0 0	0 0	---	0 0	---	0 0	0.0	0	---	0	
G 76 Zuttel, Joe	1 3	0 3	1 6	0.143	0 2	2 3	2 5	0.286	3 11	0.214	1 0	1.0	14	0.071	6	
G 77 Reeve, Mike	0 0	0 6	0 6	0.000	2 2	0 0	2 2	0.500	2 8	0.200	0 0	5.5	10	0.550	6	
G 78 Looney, JoDon	5 4	4 5	9 9	0.500	5 6	3 7	8 13	0.381	17 22	0.436	1 0	7.5	39	0.192	11	
G 79 Caldwell, Taylor	2 9	1 6	3 15	0.167	2 5	5 7	7 12	0.368	10 27	0.270	1 0	4.0	37	0.108	12	

	Singles 301	Singles Cricket	Singles Record	Singles Win %-age	Doubles Cricket	Doubles 501	Doubles Record	Doubles Win %-age	Sngls + Dbls Record	Sngls + Dbls Win %-age	Tiebreaker Ws	Tiebreaker Ls	All-Star Points	Games Played	All-Star Point Average	Matches Played
H1/ All About That Bull	33 43	36 40	69 83	0.454	19 20	23 16	42 36	0.538	153 155	0.497	0 0	87.0	308	0.282		
H 10 Voorhees, Cindy	4 9	6 9	10 18	0.357	5 9	8 6	13 15	0.464	23 33	0.411	0 0	13.0	56	0.232	13	
H 11 Gould, Craig	5 4	5 4	10 8	0.556	2 7	6 4	8 11	0.421	18 19	0.486	0 0	5.5	37	0.149	8	
H 12 Shepard, Missy	7 8	6 10	13 18	0.419	8 8	11 5	19 13	0.594	32 31	0.508	0 0	15.0	63	0.238	13	
H 13 Day, Dillon	0 1	0 1	0 2	0.000	1 0	1 0	2 0	1.000	2 2	0.500	0 0	1.0	4	0.250	1	
H 14 Miller, Lloyd	5 8	4 5	9 13	0.409	6 4	4 6	10 10	0.500	19 23	0.452	0 0	15.5	42	0.369	9	
H 15 Peterson, Eric	3 5	4 5	7 10	0.412	5 4	4 5	9 9	0.500	16 19	0.457	0 0	14.0	35	0.400	8	
H 16 Tyler, Rob	3 5	2 5	5 10	0.333	4 5	6 3	10 8	0.556	15 18	0.455	0 0	4.0	33	0.121	8	
H 17 Holmes, Joseph	6 3	9 1	15 4	0.789	7 3	6 3	13 6	0.684	28 10	0.737	0 0	19.0	38	0.500	9	
H 18 Smith, Scott	0 0	0 0	0 0	---	0 0	0 0	0 0	---	0 0	---	0 0	0.0	0	---	0	
H2/ Chalk It Up	33 39	29 43	62 82	0.431	14 22	11 25	25 47	0.347	112 176	0.389	0 0	64.0	288	0.222		
H 20 McNamara, Ken	7 5	6 6	13 11	0.542	8 5	4 8	12 13	0.480	25 24	0.510	0 0	16.5	49	0.337	12	
H 21 Lawrence, Jonathan	0 2	1 1	1 3	0.250	2 1	1 2	3 3	0.500	4 6	0.400	0 0	5.5	10	0.550	4	
H 22 Coggins, Leigh	5 7	0 9	5 16	0.238	1 5	3 6	4 11	0.267	9 27	0.250	0 0	2.0	36	0.056	11	
H 23 Morlando, Jim	1 6	0 8	1 14	0.067	3 5	2 5	5 10	0.333	6 24	0.200	0 0	7.0	30	0.233	8	
H 24 Crawford, Neal	4 4	3 5	7 9	0.438	2 5	1 5	3 10	0.231	10 19	0.345	0 0	9.5	29	0.328	8	
H 25 Owen, Hal	9 3	9 3	18 6	0.750	4 8	3 10	7 18	0.280	25 24	0.510	0 0	12.5	49	0.255	12	
H 26 Prater, Brittani	5 7	9 4	14 11	0.560	5 6	5 4	10 10	0.500	24 21	0.533	0 0	7.5	45	0.167	12	
H 27 Zarrelli, Karen	2 5	1 7	3 12	0.200	3 9	3 10	6 19	0.240	9 31	0.225	0 0	3.5	40	0.088	12	
H3/ Ballistic Behavior	36 36	37 35	73 71	0.507	18 18	17 19	35 37	0.486	143 145	0.497	0 0	100.0	288	0.347		
H 30 Phillips, Britt	2 5	1 4	3 9	0.250	0 2	1 5	1 7	0.125	4 16	0.200	0 0	6.5	20	0.325	8	
H 31 Phillips, Josh	7 5	6 5	13 10	0.565	7 4	5 6	12 10	0.545	25 20	0.556	0 0	15.5	45	0.344	12	
H 32 Hayward, Simon	5 6	4 4	9 10	0.474	4 2	5 2	9 4	0.692	18 14	0.563	0 0	9.0	32	0.281	11	
H 33 Hayward, Georgia	7 4	5 5	12 9	0.571	3 8	5 4	8 12	0.400	20 21	0.488	0 0	13.0	41	0.317	11	
H 34 Shirey, Anthony	9 1	8 3	17 4	0.810	7 4	4 5	11 9	0.550	28 13	0.683	0 0	20.0	41	0.488	11	
H 35 Howell, John	0 3	2 4	2 7	0.222	0 4	0 3	0 7	0.000	2 14	0.125	0 0	2.5	16	0.156	6	
H 36 McEwen, William	2 8	7 5	9 13	0.409	8 3	7 4	15 7	0.682	24 20	0.545	0 0	19.5	44	0.443	12	
H 37 Letsch, Dempsey	1 1	0 2	1 3	0.250	3 7	5 5	8 12	0.400	9 15	0.375	0 0	1.5	24	0.063	10	
H 38 Fisher, Jessie	3 3	4 3	7 6	0.538	4 2	2 4	6 6	0.500	13 12	0.520	0 0	12.5	25	0.500	8	
H4/ Brown's Bombers	33 32	35 30	68 62	0.523	14 19	16 17	30 36	0.455	128 134	0.489	0 0	59.0	262	0.225		
H 40 Suan, John	6 5	8 3	14 8	0.636	6 5	6 7	12 12	0.500	26 20	0.565	0 0	9.0	46	0.196	11	
H 41 Davis, Luke	8 1	7 3	15 4	0.789	6 4	4 5	10 9	0.526	25 13	0.658	0 0	18.5	38	0.487	10	
H 42 Casey, Kevin	1 4	4 1	5 5	0.500	3 3	3 3	6 6	0.500	11 11	0.500	0 0	6.0	22	0.273	6	
H 43 Huffman, Inky	1 2	1 5	2 7	0.222	0 7	3 5	3 12	0.200	5 19	0.208	0 0	5.0	24	0.208	9	
H 44 Murphy, James	4 7	7 4	11 11	0.500	4 7	6 4	10 11	0.476	21 22	0.488	0 0	12.0	43	0.279	10	
H 45 Murphy, Michelle	4 9	1 7	5 16	0.238	2 7	4 4	6 11	0.353	11 27	0.289	0 0	1.0	38	0.026	10	
H 46 Strickland, Andrew	6 0	6 0	12 0	1.000	4 1	3 1	7 2	0.778	19 2	0.905	0 0	4.0	21	0.190	6	
H 47 Annon, Harry	3 4	1 7	4 11	0.267	3 4	3 5	6 9	0.400	10 20	0.333	0 0	3.5	30	0.117	7	
H5/ Tips & Shafts	27 50	30 47	57 97	0.370	17 22	15 24	32 46	0.410	121 189	0.390	6 0	88.5	310	0.285		
H 50 Borgna, Denise	5 7	2 11	7 18	0.280	6 7	7 7	13 14	0.481	20 32	0.385	1 0	3.0	52	0.058	12	
H 51 Borgna, Andrew	3 11	9 4	12 15	0.444	6 6	5 6	11 12	0.478	23 27	0.460	1 0	31.5	50	0.630	13	
H 52 Spencer, Kenny	7 7	6 7	13 14	0.481	6 8	6 9	12 17	0.414	25 31	0.446	1 0	15.5	56	0.277	13	
H 53 Prusisz, Mike	0 0	0 0	0 0	---	0 0	0 0	0 0	---	0 0	---	0 0	0.0	0	---	0	
H 54 Thaxter, Norm	3 9	3 11	6 20	0.231	5 8	4 9	9 17	0.346	15 37	0.288	1 0	11.0	52	0.212	12	
H 55 Garner, Annette	3 8	1 11	4 19	0.174	6 7	4 9	10 16	0.385	14 35	0.286	1 0	4.5	49	0.092	12	
H 56 Thompkins, Charles	6 8	9 3	15 11	0.577	5 8	4 8	9 16	0.360	24 27	0.471	1 0	23.0	51	0.451	12	
H6/ Why So Serious?	50 28	59 19	109 47	0.699	35 4	28 11	63 15	0.808	235 77	0.753	0 0	112.5	312	0.361		
H 60 Cannizzaro, Anthony	8 3	9 2	17 5	0.773	9 1	7 1	16 2	0.889	33 7	0.825	0 0	21.5	40	0.538	12	
H 61 Havens, Lincoln	9 3	6 3	15 6	0.714	8 3	6 4	14 7	0.667	29 13	0.690	0 0	11.5	42	0.274	12	
H 62 Leonard, Bill	8 4	10 3	18 7	0.720	11 1	8 2	19 3	0.864	37 10	0.787	0 0	19.5	47	0.415	13	
H 63 Havens, Matt	9 4	11 1	20 5	0.800	11 1	8 3	19 4	0.826	39 9	0.813	0 0	20.0	48	0.417	13	
H 64 Triggiano, Andrew	8 4	7 2	15 6	0.714	9 0	8 5	17 5	0.773	32 11	0.744	0 0	12.5	43	0.291	13	
H 65 Cannizzaro, Tyler	1 1	4 3	5 4	0.556	8 0	6 2	14 2	0.875	19 6	0.760	0 0	11.5	25	0.460	8	
H 66 McGuire, Shaun	2 1	4 2	6 3	0.667	8 1	5 3	13 4	0.765	19 7	0.731	0 0	7.0	26	0.269	9	
H 67 Light, Chris	4 7	7 2	11 9	0.550	5 1	8 2	13 3	0.813	24 12	0.667	0 0	9.0	36	0.250	11	
H 68 Maldonado, Kevin	1 1	1 1	2 2	0.500	1 0	0 0	1 0	1.000	3 2	0.600	0 0	0.0	5	0.000	2	
H7/ Just A Bit Outside	51 27	40 38	91 65	0.583	20 19	25 14	45 33	0.577	181 131	0.580	0 8	82.5	312	0.264		
H 70 Budd, Shawn	10 2	7 5	17 7	0.708	3 4	6 3	9 7	0.563	26 14	0.650	0 1	11.5	40	0.288	12	
H 71 Budd, Jen	5 8	0 4	5 12	0.294	3 5	3 5	6 10	0.375	11 22	0.333	0 1	1.0	33	0.030	13	
H 72 Bohannon, Zack	4 3	5 3	9 6	0.600	5 3	5 2	10 5	0.667	19 11	0.633	0 1	11.5	30	0.383	9	
H 73 Collins, Richard	8 1	4 2	12 3	0.800	3 5	7 1	10 6	0.625	22 9	0.710	0 1	12.0	31	0.387	9	
H 74 Cook, Dan	8 2	8 3	16 5	0.762	4 7	8 2	12 9	0.571	28 14	0.667	0 1	10.5	42	0.250	13	
H 75 Furdon, Jenny	2 3	5 8	7 11	0.389	5 4	8 4	13 8	0.619	20 19	0.513	0 1	11.5	39	0.295	13	
H 76 Furdon, Matt	1 2	2 5	3 7	0.300	7 4	7 3	14 7	0.667	17 14	0.548	0 1	3.0	31	0.097	12	
H 77 Schmitt, Shelby	0 0	0 0	0 0	---	0 0	0 0	0 0	---	0 0	---	0 0	0.0	0	---	0	
H 78 Sieberth, Paul	1 5	0 4	1 9	0.100	1 4	3 2	4 6	0.400	5 15	0.250	0 0	0.0	20	0.000	11	
H 79 Heath, John	12 1	9 4	21 5	0.808	9 2	3 6	12 8	0.600	33 13	0.717	0 1	21.5	46	0.467	13	
xx-H8/ Dart Squad	4 13	2 15	6 28	0.176	0 9	1 8	1 17	0.056	8 62	0.114	0 0	2.0	70	0.029		
H 80 Evans, Paige	0 4	0 4	0 8	0.000	0 4	1 4	1 8	0.111	1 16	0.059	0 0	0.0	17	0.000	3	
H 81 Kempton, Tyler	2 1	1 4	3 5	0.375	0 6	0 5	0 11	0.000	3 16	0.158	0 0	2.0	19	0.105	3	
H 82 Leclerc, Ali	0 3	0 2	0 5	0.000	0 2	1 2	1 4	0.200	1 9	0.100	0 0	0.0	10	0.000	2	
H 83 Leclerc, Mike	2 1	0 2	2 3	0.400	0 3	0 2	0 5	0.000	2 8	0.200	0 0	0.0	10	0.000	2	
H 84 Smith, Kristine	0 2	0 3	0 5	0.000	0 2	0 2	0 4	0.000	0 9	0.000	0 0	0.0	9	0.000	2	
H 85 Pappas, Nicole	0 0	0 0	0 0	---	0 0	0 0	0 0	---	0 0	---	0 0	0.0	0	---	0	
H 86 White,																



Raleigh Dart League



Registration for Spring 2018 Season

Wednesday, January 3, (The Upper Deck), 7:00-8:00 p.m.

Wednesday, January 3 ☒☒ **For ALL teams - there is only one night of registration!!!**

(If your team is not returning, please leave a message on VoiceMail.

New captain? Please pass this information on to him/her.)

Bring: 1) Completed roster - use BLACK pen please - with divisions played by by each member for last 3 seasons

2) ONE check for bar fee and a minimum of six players (Bar fee is \$20; Player registration is \$20) NO CASH WILL BE ACCEPTED!!!

**Wednesday, January 3
January 4 through February 26**

DEADLINE for unrestricted roster add-ons, at REGISTRATION (no extensions)

Add-ons pre-approved by the Membership Committee (Membership Committee

Director - Heather Bohanan, 919-326-1956, membership@raleighdartleague.org)

1) Checks & player information as per roster to: Heather Bohanan (temporarily performing Treasurer duties), 919-326-1956, 206 Shoals Lane, Garner, NC 27529; membership@raleighdartleague.org

2) Membership Director will inform captain of Committee's decision

A PLAYER IS NOT ELIGIBLE UNTIL APPROVED, AND WITH DUES PAID

Wednesday, January 17 ☒☒ **Captains' meeting, 7:00-8:00 p.m., The Upper Deck (MANDATORY)**

Pick up schedules, blank scoresheets, team rosters, phone lists, rules, etc.

Wednesday, January 24 ☒☒ **8:00 p.m. Season starts**

Monday, February 26 **5th week captains' meeting, 7:00-8:00 p.m., The Upper Deck**

... and RDL Board meeting --- Last day to add/replace a player with approval

SPRING 2018 RALEIGH DART LEAGUE TEAM REGISTRATION FORM

Team Name _____

Team Number _____
(PLEASE LEAVE BLANK)

Player Name (not nickname):	Divisions played in previous 3 seasons	Dart experience (if any) outside RDL* Board #s:	M/F	Phone #:	Fee Paid:
Home Bar & Dart Rep.:					
Captain:	0			(C) (H)	0
	1			(C) (H)	1
	2			(C) (H)	2
	3			(C) (H)	3
	4			(C) (H)	4
	5			(C) (H)	5
	6			(C) (H)	6
	7			(C) (H)	7
	8			(C) (H)	8
	9			(C) (H)	9

TOTAL:

Captain's Email Address: _____

** If there are players new to RDL and you are aware of their dart experience outside of RDL, please include that information here. You might say things like "Played in a mid-level team in Chicago for the past 6 years" or "No league experience but throws on a regular basis - consistently beats D & E players at Upper Deck LOD"*