

# Tons of Newsletter

Home to the Spring Session of the Raleigh Dart League for week #3, Wednesday, February 6, 2019 Issue #JK739  
The "It's Getting Tough To Count On That Initial Team Registration List Anymore" Edition

## THE GROUPERS FOLD!! - "H" DIVISIONS TEAMS TAKE NOTE!!

Sadly, "H" division has dropped to 6 teams again this season. The Groupers have packed it in and accepted that it just wasn't going to work out for the group they had this season (and the two guys that were still active and trying sent an apology that they would like me to share with the division as well as the league as a whole). Due to the fact that The Groupers had already played a match (which, as fate would have it, was erased from their own team's statistics by an ineligible player penalty), the team is not just removed from the schedule (since a team already has a match result in place with them). Rather, all of their remaining matches are immediately scored as forfeits (and those are all already reflected in the standings on page 2). If you are an H division team, please give your home establishment an early warning that there will be no match on your boards on whichever date was supposed to be your home match. [And yes, it's true that H dropped to six teams just last season also. But before anybody starts ranting about how H division is getting hosed and we should just start that division with eight teams rather than seven, you should probably note that last season DID start with eight teams in H, as there were TWO that dropped by the wayside early on. Bummer year for H...]

### WHAT ARE YOU DOING ON FRIDAY, MARCH 8TH?

#### 4th Annual St. Baldrick's Day Fundraiser

Upper Deck, March 8th, 7pm - 10pm

Blind draw starts at 8PM

From longtime RDL member (and avid St. Baldrick's supporter, organizer, and fundraiser) Keith Gibbs: "My RDL friends and family - As many of you know, I am an advocate for charities that support the eradication of childhood cancers. I support several privately, and two very publically. In the fall, it's St. Jude's and in the spring, it's St. Baldrick's. Over the past six years, you have helped me raise \$28,723 for St. Baldrick's. I have grown hair and beards, walked to the events, held tournaments and auctions. This year, some photo projects and stage commitments kept my personal hair explosions in check, but I won't abandon the cause. I started just after the curtains closed and have committed to a mohawk and beard until the March 8th event. Not a big deal, except ... My [driver's] license expires, and because I want to get the Real ID to ease my travel (I fly a lot), I need to get a new picture. So for eight years, every time I show my ID, people will see what looks like a washed up MMA fighter, or more accurately, that big Russian dude from Street Fighter [photos scammed from Facebook - JK]. I will tell them all about St. Baldrick's. That is my commitment. Can I count on yours?"



### I SAY IT (AND TYPE IT) OVER AND OVER AND OVER

Including the names of players in the 1001s is MANDATORY to avoid the mail penalty. I nudged a team this past week and they quickly sent it in corrected. But they were the "warned" team for the season... There's really no reason I need to hold your hands for such a simple necessity. So include the names, or take the penalty.

Name the band/singer? the song? Last week's answers: Song 1 = "I Write The Songs" by Barry Manilow; Song 2 = "You're More Than a Number in My Little Red Book" by The Drifters; Song 3 = "Turn The Page" by Bob Seger. And the theme? Pretty simple one... just books. Writing, books, pages. I just heard the Seger song and it became a set. Nothing deeper than that this time around. [Mikey Hindle and Mark Sellers were this week's top players (though Sellers went with Ben E. King instead of the full Drifters), while others including long-time top lyrics player Paul Jacobi were able to get at least two songs/artists. Solid start considering we began the season with Barry Manilow! - JK] Song #1 lyric: "...how can I explain it? I'll take it, frame by frame it, To have y'all all jumpin', shoutin', sayin' it, O is for other, P is for peoples'..." Song #2 lyric: "Says there's a party over here, a party over there, Wave your hands in the air, shake the derriere, These three words mean..." Week 3, song #3 lyric: "Got to the door, ding dong, "Who is it?" My girl's best friend had paid me a visit, Sly as can be tight dress and all"

### RDL HEADLINES

"A" Division: Element and Bullies roll, start to establish a bit of a gap; Alliance stays undefeated with 1001 win over Fringe; Dead Beats pull in first win despite playing with only five

"B" Division: Rif Raf squeezes part Irrelevant in a tiebreaker, in what could be a huge result later in the season; McGavin sweeps 501 to come back on the Things and move on to 2-0

"C" Division: Cheapies definitely do not Stumble, putting a hammerlock on the early C lead; Nine Lives starts their spring with giant win; Inconsistent bounces back big and...

... one player headline sidebar: check out the week **Tim McNamara** of Inconsistent had - 4-0 record, 11.5 ASPs, a T80, a 14-dart SCKt, and a 16-dart 501!! Holy crap! Monster...

"D" Division: Projectile comes from way behind on Bulls Up with big doubles run; shorthanded Show Me handles Garage, stays in lead duo; WINNAU gets first win in return season

"E" Division: Serious gets another solid win to move to 2-0, now sitting just up on Game, who won a tight one in their first of the season; Taylor takes all four sets from Just the Tip

"F" Division: Parade jumps all over Death Throw to be the first F team to 2 wins; Hump Day and Sofa Kings bounce back to get to 0.500, leaving Accoutrement & Reefers as the F winless

"G" Division: Dr.unks absolutely drills the Wire, a week after the Wire posted a big victory; Old Darting starts their season with a come-from-behind doubles barrage against All About

"H" Division: Sanchez & Tips each haul in win #1, then the division loses a team and becomes all weird with only 6 left

### YES, ALL DARTS THROWN COUNT

Captains, please make sure your team members all know this... ALL darts thrown in a game count toward the dart total. Failing to get in for a turn or two or three does not mean the dart count starts once you get in. It's not like throwing 11 two-marks in a row in cricket is all of a sudden a 22-dart game... the misses count also. Just like in 301. All turns thrown count. Even the 0s.

**DIVISIONAL TEAM STANDINGS and MATCH RESULTS FROM WEEK 2 (1/30/19)**

(Home team listed second in each match.)

	<b>W</b>	<b>L</b>	<b>Pts.</b>	<b>Teams</b>	<b>Score</b>	<b>301</b>	<b>SCkt</b>	<b>DCkt</b>	<b>501</b>	<b>1001</b>	<b>ASPs</b>	<b>Short-handed?</b>	<b>Penalties</b>		
<b>"A" Division</b>	1	The Unintimidated Element	2	0	38	Dartistic	5	1	2	0	2	-	18.0	-	-
	2	The Neighborhood Bullies	2	0	33	Element	19	5	4	6	4	-	33.0	-	-
	3	North Raleigh Alliance	2	0	26	Bullies	20	5	5	6	4	-	41.5	-	-
	4	Dead Beats	1	1	22	Monkeys	4	1	1	0	2	-	33.5	-	-
	5	Jameson's Monkeys	1	1	19	Fringe	12	4	2	4	2	L	27.5	-	-
	6	Darty Minds	0	2	17	Alliance	12	2	4	2	4	W	25.0	-	-
		Lunatic Fringe	0	2	17	Darty Minds	10	2	2	2	4	-	14.0	-	-
	8	Dartistic Abandon	0	2	15	Dead Beats	11	3	3	4	1	-	24.5	Yes	-
<b>"B" Division</b>	1	Rif Raf	2	0	29	Irrelevant	12	3	3	4	2	L	18.0	-	-
	2	Shooter McGavin	2	0	27	Rif Raf	12	3	3	2	4	W	18.0	-	-
	3	Irrelevant Details	1	1	29	McGavin	14	3	3	2	6	-	8.0	-	-
	4	Things That Bounce	1	1	26	Things	10	3	3	4	0	-	6.0	-	-
	5	DD 214	1	1	23	Kiss This	12	3	3	2	4	L	19.5	-	-
	6	One Armed Bandits	1	1	20	DD 214	12	3	3	4	2	W	15.5	-	-
	7	Kiss This Crüe	0	2	20	Jedis	11	4	5	0	2	-	12.0	-	-
	8	Red Eyed Jedis	0	2	18	Bandits	13	2	1	6	4	-	13.0	-	-
<b>"C" Division</b>	1	Cheap Shots	2	0	31	Cheap Shots	19	3	6	4	6	-	13.0	-	-
	2	Nine Lives	1	0	20	Stumble Out	5	3	0	2	0	-	4.5	-	-
	3	Bangin' the Neighbors	1	0	17	Menace	7	3	2	0	2	-	14.5	-	-
	4	Consistently Inconsistent	1	1	29	Inconsistent	17	3	4	6	4	-	22.0	-	-
	5	Menace 2 Sobriety	1	1	19	Nine Lives	20	5	5	6	4	-	15.5	-	-
	6	Double In, Stumble Out	0	2	17	Machine	4	1	1	0	2	-	5.0	-	-
	7	Sharky's Machine	0	2	11	Bangin'	-		(BYE)			-	-	-	-
<b>"D" Division</b>	1	Projectile Dysfunction	2	0	29	Bulls Up	11	4	5	0	2	-	7.5	-	-
	2	Show Me Your Tips	2	0	28	Projectile	13	2	1	6	4	-	7.5	-	-
	3	Bulls Up	1	1	30	Show Me	15	4	3	5	3	-	20.0	Yes	-
	4	WINNAU	1	1	24	Garage	6	2	2	0	2	-	7.5	-	-
	5	Big Bulls	0	1	9	WINNAU	16	5	3	4	4	-	12.5	-	-
	6	Garage, Inc.	0	1	6	Cork	8	1	3	2	2	-	3.5	-	-
	7	My Cork Fell Out	0	2	13	Big Bulls	-		(BYE)			-	-	-	-
<b>"E" Division</b>	1	Why So Serious?	2	0	33	Nightmare	10	4	2	2	2	-	20.0	-	-
	2	Game of Throws	1	0	13	Serious?	14	2	4	4	4	-	12.5	-	-
	3	Shark Shooters	1	1	25	Taylor	16	4	4	4	4	-	11.5	-	-
	4	Just the Tip	1	1	24	Just the Tip	8	2	2	2	2	-	10.5	-	-
	5	Taylor & Swinging Richards	1	1	21	Shark Shooters	10	2	4	0	4	-	13.0	-	-
	6	Red-eye Rangers	0	1	9	Game	13	3	2	6	2	-	5.5	in 301 only	-
	7	Chalker's Nightmare	0	2	18	Rangers	-		(BYE)			-	-	-	-
<b>"F" Division</b>	1	Bulls On Parade	2	0	31	Death Throw	6	3	1	2	0	-	4.0	-	-
	2	Don't Hit The Scorekeeper	1	0	21	Parade	18	3	5	4	6	-	10.5	-	-
	3	Hump Day!	1	1	29	Accoutrement	12	2	4	4	2	L	11.0	-	-
	4	Death Throw	1	1	21	Sofa Kings	12	4	2	2	4	W	7.0	-	-
	5	Sofa Kings	1	1	15	Hump Day!	18	5	3	6	4	-	10.0	-	-
	6	Accoutrement Stuff	0	1	12	Reefers	6	1	3	0	2	-	3.0	-	-
	7	The Coral Reefers	0	2	15	Scorekeeper	-		(BYE)			-	-	-	-
<b>"G" Division</b>	1	Dr.unks	2	0	35	Wire	4	1	1	2	0	-	4.5	-	-
	2	Old Darting Bastards	1	0	15	Dr.unks	20	5	5	4	6	-	11.0	-	-
		Irish Ton	1	0	15	All About	9	3	4	2	0	-	14.5	-	-
	4	Quackers	1	1	21	Old Darting	15	3	2	4	6	-	12.0	-	-
	5	Banging The Wire	1	1	20	Gretzky	11	3	2	4	2	-	10.0	-	-
	6	Wayne Gretzky	0	2	20	Quackers	13	3	4	2	4	-	8.5	-	-
	7	All About That Bull!	0	2	18	Irish Ton	-		(BYE)			-	-	-	-
<b>"H" Division</b>	1	Another Coach Creation	3	0	45	Tips & Shafts	14	3	3	6	2	-	6.0	in 501 only	-
	2	Grip It Lightly	3	0	44	Dart Knights	10	3	3	0	4	-	6.0	-	-
	3	Darty Sanchez	3	1	61	Groupers	0		(match					clearly...	-
	4	Tips & Shafts	3	1	58	Grip It	16		forfeited)					-	-
	5	The Neighborhood Dart Knight	2	1	39	Sanchez	18	4	4	6	4	-	3.0	-	-
	6	We're Sexy & We Throw It	2	1	38	We Throw It	6	2	2	0	2	-	8.5	-	-
	7	xx-The Groupers	0	12	0	Coach	-		(BYE)			-	-	-	-

**"HOT DARTS"**

Player Name	Team Name	Hot Darts
<b>"A" Division</b>		
Phillips, Robbie	Unintimidated Element	9m
Healy, Simon	Dartistic Abandon	120-In
Phillips, Robbie	Unintimidated Element	105-In
Massengill, Chad	Unintim. Element	9-dart 301
Parker, Charles	Dead Beats	11-dart 301
Phillips, Robbie	Unintim. Element	12-dart 301
Coe, Jason	Jameson's Monkeys	9.5 ASPs
Phillips, Robbie	Unintimidated Elen	9.0 ASPs
Thompson, Victor	The Neighborhood	8.5 ASPs
Bunn, Tim	Jameson's Monkeys	7.5 ASPs
Mitchell, Sid	Lunatic Fringe	7.5 ASPs
Huffman, David	North Raleigh Allia	7.0 ASPs
Massengill, Randy	Jameson's Monkeys	7.0 ASPs
Tan, Wil	Unintimidated Elen	7.0 ASPs
Cusher, Dean	The Neighborhood	6.5 ASPs
Wilcenski, Steve	North Raleigh Allia	6.5 ASPs
Blake, Brian	The Neighborhood	6.0 ASPs
Gibson, Pat	The Neighborhood	6.0 ASPs
Lloyd, Billy	Dead Beats	6.0 ASPs
Terry, Bob	Lunatic Fringe	6.0 ASPs
Johnson, Michael	The Neighborhood	5.5 ASPs
Healy, Simon	Dartistic Abandon	5.0 ASPs
Keller, Tony	Dead Beats	5.0 ASPs
Massengill, Chad	Unintimidated Elen	5.0 ASPs
Mozzetti, Tim	Lunatic Fringe	5.0 ASPs
Parker, Charles	Dead Beats	5.0 ASPs
Reitano, Sal	Darty Minds	5.0 ASPs
Stewart, Pete	The Neighborhood	5.0 ASPs
Bennett, Will	Dartistic Abandon	4.5 ASPs
Brown, Tom	Unintimidated Elen	4.5 ASPs
Kerr, Jim	North Raleigh Allia	4.5 ASPs
Little, Clint	Jameson's Monkeys	4.5 ASPs
Reygers, Jeff	Dead Beats	4.5 ASPs

**"B" Division**

Sellers, Mark	Red Eyed Jedis	102-In
Whitehead, Lee	Kiss This Crüe	108-Out
Dillon, Matt	Kiss This Crüe	14-dart 301
Beaird, Tommy & Hunsberger, Jim	DD 214	18-dart DCkt
Brody, Kevin	DD 214	6.5 ASPs
Horger, Dennis	Rif Raf	5.0 ASPs
Limerick, Jeremy	Irrelevant Details	5.0 ASPs
Trefzger, Ken	One Armed Bandits	5.0 ASPs
Dillon, Matt	Kiss This Crüe	4.5 ASPs
Whitehead, Lee	Kiss This Crüe	4.5 ASPs
Martin, David	Rif Raf	4.0 ASPs
White, Jim	One Armed Bandits	4.0 ASPs

Can't remember what to call in for the 'Hot Darts' list here? Check out page 4 - the list of minimums is there EVERY week.

**"C" Division**

McNamara, Tim	Consistently Inconsistent	T80
Schmaus, Darren	...Inconsistent	13-dart 301
McNamara, Tim	...Inconsistent	14-dart SCkt
McNamara, Tim & Munsell, Jonathan	Consistently Inconsistent	16-dart 501
McNamara, Tim	Consistently Incons	11.5 ASPs
Hall, Josh	Cheap Shots	5.5 ASPs
White, J.J.	Menace 2 Sobriety	5.5 ASPs
Moody, Chris	Consistently Incons	4.5 ASPs
Keever, David	Nine Lives	3.5 ASPs
Mays, John	Nine Lives	3.5 ASPs

**"D" Division**

Powell, Lee	Show Me Your Tips	11-dart 301
Bialaszewski, Rich	Show Me Your Tip:	6.0 ASPs
Azevedo, Angelo	WINNAU	5.0 ASPs
Raquet, Mike	Show Me Your Tip:	4.5 ASPs
Blake, Terry	Show Me Your Tip:	4.0 ASPs
Cotton, Barbara	WINNAU	3.5 ASPs

**"E" Division**

Zelinack, Jason	Chalker's Nightmare	11-dart 301
Rudy, Jeff	Game of Throws	14-dart 301
Cannizzaro, Anthon	Why So Serious?	8.0 ASPs
Ball, Pat	Chalker's Nightmar	6.5 ASPs
Zelinack, Jason	Chalker's Nightmar	4.5 ASPs
Anderson, Ryan	Shark Shooters	4.0 ASPs
Cashin, Jeff	Just the Tip	3.5 ASPs
Hadley, Chris	Taylor and the Swir	3.5 ASPs
Montesi, Chris	Game of Throws	3.5 ASPs
Powell, David	Chalker's Nightmar	3.5 ASPs
Taylor, Eric	Shark Shooters	3.0 ASPs

**"F" Division**

Scott, Chris	Sofa Kings	101-In
Heath, John	Bulls On Parade	120-Out
Plotkin, Jeremy	Sofa Kings	15-dart 301
Wissinger, Wes	Accountment Stuff	4.0 ASPs
Hall, Jon	Bulls On Parade	3.0 ASPs
Heath, John	Bulls On Parade	3.0 ASPs
Port, Brian	Accountment Stuff	3.0 ASPs
Rutten, Pete	Hump Day!	3.0 ASPs

**"G" Division**

Neill, Greg	All About That Bull!	101-In
Smith, Jon	Old Darting...	14-dart 301
Metivier, Sam & Millius, Mike	Old Darting Bastards	21-dart 501
Rigert, Joe, Sr.	Wayne Gretzky	5.0 ASPs
Rylah, Garrett	All About That Bul	5.0 ASPs
Musil, Dylan	Old Darting Bastarc	4.5 ASPs
Holland, Tom	All About That Bul	4.0 ASPs
Johnson, Timmy	Dr.unks	4.0 ASPs
Converse, Laurence	Quackers	3.5 ASPs
Smith, Jon	Old Darting Bastarc	3.0 ASPs
Wilson, Jonathan	Wayne Gretzky	3.0 ASPs

**"H" Division**

(... with one match forfeited ...)

Crawford, Neal	We're Sexy & We I	3.5 ASPs
McNamara, Ken	We're Sexy & We I	3.0 ASPs

**DIVISIONAL TROPHY DART CATEGORIES**

	A division	B division	C division	D division	E division	F division	G division	H division
<b>High In (301 first turn only!!)</b>	Ton-60 (1/23/19) Chad Massengill ...Element	Ton-02 (1/30/19) Mark Sellers Red Eyed Jedis	Ton (1/23/19) Gary Burney Cheap Shots	Ton-20 (1/23/19) Lee Haithcock Show Me Your...	Ton (1/23/19) Jason Crowe Chalker'sNightmare	Ton-52 (1/23/19) Andy Krestalude Hump Day!	Ton-01 (1/30/19) Greg Neill All About That...	(none reported)
<b>High Out (301/501/1001)</b>	Ton-42 (1/23/19) Kevin Foushee Neighborhood Bullies	Ton-08 Julie Phillips Kiss This... (1/23) Lee Whitehead Kiss This... (1/30)	(none reported)	81 (1/30/19) Lee Powell Show Me Your Tips	78 (1/23/19) Lincoln Havens Why So Serious?	Ton-20 (1/30/19) John Heath Bulls On Parade	94 (1/23/19) Tom Holland All About That Bull!	(none reported)
<b>Fast Singles 301</b>	9 darts (1/30/19) Chad Massengill ...Element	14 darts (1/30/19) Matt Dillon Kiss This Crüe	13 darts (1/30/19) Darren Schmaus Cons. Inconsistent	11 darts (1/30/19) Lee Powell Show Me Your...	11 darts (1/30/19) Jason Zelinack Chalker'sNightmare	11 darts (1/23/19) Phillip Shearin ...Scorekeeper	14 darts (1/30/19) Jon Smith Old Darting...	17 darts (1/23/19) Mark Gamble ...Dart Knights
<b>Fast Singles Cricket</b>	18 darts (1/23/19) Robbie Phillips ...Element	24 darts (1/23/19) Mark Sellers Red Eyed Jedis	14 darts (1/30/19) Tim McNamara Cons. Inconsistent	(none reported)	(none reported)	(none reported)	(none reported)	(none reported)
<b>Fast Doubles Cricket</b>	19 darts (1/23/19) Chad Massengill & Wil Tan ...Element	18 darts (1/30/19) Tommy Beaird & Jim Hunsberger DD 214	(none reported)	(none reported)	(none reported)	(none reported)	(none reported)	(none reported)
<b>Fast Doubles 501</b>	19 darts (1/23/19) John Kramer & Robbie Phillips ...Element	(none reported)	16 darts (1/30/19) Tim McNamara & Jonathan Munsell Cons. Inconsistent	(none reported)	19 darts (1/23/19) Tyler Cannizzaro & Mike Cole Why So Serious?	30 darts (1/30/19) Chris Additon & John Heath Bulls On Parade	21 darts (1/30/19) Sam Metivier & Mike Millius Old Darting...	(none reported)

<b>Perfect Throws</b>	Simon Healy (Dartistic Abandon, 1/23)	Mike Seward (Darty Minds, 1/23)
<b>9-Marks</b>	Grey Jones (Dead Beats, 1/23)	<b>Ton-80s</b>
Robbie Phillips (2) (Unintim. Element, 1/23, 1/30)	John Kramer (Unintimidated Element, 1/23)	Ken Moore (Sofa Kings, 1/23)
Dan Clark (Projectile Dysfunction, 1/23)	Mark Sellers (Red Eyed Jedis, 1/23)	Tim McNamara (...Inconsistent, 1/30)
		<b>6-Bulls</b> (none reported)

## HOW TO REACH US

**Mail Scoresheets to:** Jason Kilts - RDL Statistician  
5005 Raintree Road, Durham, NC 27712  
**Email scoresheets:** jdkilts@yahoo.com or jdkilts@gmail.com  
**Or fax scoresheets:** 919-324-3545 - and we also always  
recommend emailing JK for confirmation of receipt!

### New Member/Registration Fees:

Heather Bohanan, 206 Shoals Lane, Garner, NC 27529

### Nomination and Election Ballots:

Andrew Borgna, 5111 Brooke Lauren Lane, Raleigh, NC 27616

### Grievances/Complaints/Rules Suggestions:

Britt Phillips, 2112 Castle Pines Dr, Raleigh, NC 27604

### All Other RDL Correspondence to:

(Just send whatever to Jason and he'll pass it along...)

### 2019 Board of Directors

President	Tim Mozzetti	919-649-1816
	email: tjmozz@gmail.com	
Vice President	Maridy Knight	919-417-7828
	email: maridy16@gmail.com	
Secretary	Andrew Borgna	919-889-2457
	email: akborgna@gmail.com	
(interim) Treasurer	Memb. Director Heather Bohanan is presently also doing these duties...	
Membership	Heather Bohanan	919-326-1956
	email: membership@raleighdartleague.org	
Rules/Grievances	Britt Phillips	919-210-7648
	email: brittt_p@yahoo.com	
League Statistician/Editor	Jason Kilts	919-423-5766
	email: jdkilts@yahoo.com or jdkilts@gmail.com	

## "HOT DARTS" LISTING GUIDELINES

Here are the guidelines that will be used for the minimum number of all-star points each week for the "hot darts" page.

"A" Div. = 4.5 or more ASPs; "B" Div. = 4.0 or more ASPs

"C, D" Divisions = 3.5 or more ASPs

"E, F, G" Divs. = 3.0 or more ASPs; "H" = 2.5 or more ASPs

Also, we will list any fast games, high ins, high outs, or other amazing feats that you think warrant a little recognition (e.g., Ins & Outs higher than a Ton, 24-dart cricket games, 15-dart 301s, 24-dart 501s, Ton-70s and up, 5-Bulls+, etc.).

*Extra note: it's also ok to call in "fast games" in each set, even if they don't necessarily meet the maximum dart counts above.*

## SEASON-LONG TROPHY DART MINIMUM GAMES PLAYED REQUIREMENTS

To be eligible for all-star point ave. & singles win %-age awards, you must play at least 66% of this season's projected games:

*for Divisions "A" and "B" (8 teams / division):*

**Singles win %-age: min. of 19 Singles Games Played**

**All-star pt. Average: min. of 37 Total Games Played**

*for Divisions "C", "D", "E", "F" and "G" (7 teams / division):*

**min. of 16 Singles Games Played, 32 Total Games Played**

*for team H5 (due to 1 forfeit received):*

**min. of 15 Singles Games Played, 30 Total Games Played**

*for all other "H" division teams (due to 2 forfeits received):*

**min. of 14 Singles Games Played, 27 Total Games Played**

## PENALTY LOG - All the penalties assessed this season.

**Ineligible Player (any match win, all points, all statistics):**

The Groupers (H, wk.1, 11 pts.)

## RDL WEBSITE - [www.raleighdartleague.org](http://www.raleighdartleague.org)

**Webmaster: Matt Ridgway** (of Irrelevant Details)  
contact him/her, if needed, at: [meridgway84@gmail.com](mailto:meridgway84@gmail.com)

## CALENDAR OF EVENTS

**Feb. 8-10** **Tricoda Open XXXI**, (ADO), \$7,500; Holiday Inn Select, 155 Holiday Drive, Solomons, MD; info: Jimmy Dillow, 240-577-9986

**Feb. 15-17** **Sweetheart Shootout**, Breakers Sports Bar, 435 Dolley Madison Rd, Greensboro, NC 27410 info: Brooke Masten, 336-817-0909

**Sat., Feb. 23** **NCCDL/NCLC match weekend**

**Mon., Feb. 25** **Spring 2019 - 5th week captains' mtg.**; Upper 7:00-8:00 p.m. Deck; end of roster additions/replacements; this is also the night of the RDL Board mtg.

**Mar. 1-3** **Aim for Eastern NC**, (ADO), \$3200, Beach Tavern, 413 W Fort Macon Rd, Atlantic Beach, NC; info: Eugene Guthrie, 252-725-9570

**Mar. 15-17** **36th Ann. St. Patrick's Tournament**, (ADO) possibly at Players Sports Bar, 5211-A West Market St., Greensboro; or maybe the same site as the Sweetheart Shootout?; no flyer yet

**Mar. 21-24** **Virginia Beach Classic**, (ADO), \$37,580 Wyndham Virginia Beach Oceanfront info: [www.tidewaterdarts.com](http://www.tidewaterdarts.com)

**Sat., Mar. 30** **NCCDL/NCLC match weekend**

**Mon., Apr. 1** **RDL Board Meeting**

**Apr. 12-14** **Charlotte Open**, (ADO), \$15,000

likely @ The Sheraton Airport Hotel, Charlotte

**Mon., Apr. 29** **RDL Board Meeting**

**Wed., May 1 / 8 / 15 - RDL Divisional Tournaments**

**Sat., May 4** **NCCDL/NCLC match weekend**

**Sat., May 18** **Spring 2019 - Season Banquet**, site TBD

**Mon., June 3** **RDL Board Meeting**

**Sat., June 22** **NCCDL/NCLC match weekend**

### Other Local Weekly Leagues

**Tuesdays** **Bull City Dart League**, Durham

**Thursdays** **Triangle Dart League**, Chapel Hill

**Weekly Blind Draws** - Over the years, many blind draws have come and gone. If any of these folds or if any others start up, please let me know and I'll update this list. Thanks.

*(these 2 are double elim., \$5 entry, bar matches the pot...)*

*& now they add an extra \$50 if there are 32+ players !)*

**Fri., 8 pm** **Upper Deck**, 919-460-1786, 329 N. Harrison

**Sun., 8 pm** **Upper Deck**, 919-460-1786, 329 N. Harrison

*(this one is \$5 entry, bar matches the pot! signups end 7:45)*

**Fri., 8 pm** **Brown's**, 919-878-9092, 5500 Atl. Springs Rd.

*(these two are \$5 entry, bar matches 150% if 16+ players !)*

**Sat., 8 pm** **Sharky's Place**, 919-783-5448, 5800 Duraleigh

**Mon., 8 pm** **Sharky's Place**, 919-783-5448, 5800 Duraleigh

*(this one is double elm., \$5 entry, bar matches the pot!)*

**Mon., 8 pm** **Neighborhood**, 919-377-2344, 301 N. Harrison

*(this one is free, with the winners receiving gift certificates)*

**Tue., 7 pm** **Jordan Lake Brewing**, 320 E. Durham St., Cary

*(this one is LADIES ONLY, and is held the second Thursday*

*of each month - \$5 entry, bar matches the pot - if there are*

*7 or fewer players, the draw will be a singles tournament)*

**Thu., 7:30 pm** **Neighborhood**, 919-377-2344, 301 N. Harrison

**THIS WEEK'S MATCHES (Week 3)**

Dead Beats @ Unintimidated Element (Upper Deck 12&14)	
Lunatic Fringe @ Darty Minds (Cleveland - Garner 3&4)	"A"
Jameson's Monkeys @ North Ral. Alliance (Brown's Billiards 5&6)	Div.
Neighborhood Bullies @ Dartistic Abandon (Upper Deck 8&10)	
DD 214 @ Things That Bounce (Compass Rose)	
Shooter McGavin @ Kiss This Crüe (Upper Deck 5&6)	"B"
Irrelevant Details @ Red Eyed Jedis (Amer. Legion F-V 3&4)	Div.
One Armed Bandits @ Rif Raf (Rally Point)	
Nine Lives @ Consistently Inconsistent (Upper Deck 1&2)	
Sharky's Machine @ Cheap Shots (High Park 3&4)	"C"
Bangin' the Neighbors @ Double In, Stumble Out (Triple Barrel - FV)	Div.
BYE - Menace 2 Sobriety	
Garage, Inc. @ Bulls Up (Hot Shots 3&4)	
Projectile Dysfunction @ Show Me Your Tips (The Big Easy)	"D"
Big Bulls @ WINNAU (Break Time Billiards)	Div.
BYE - My Cork Fell Out	
Game of Throws @ Taylor & Richards (Champions Bars&More)	
Just the Tip @ Shark Shooters (Sharky's Place 5&6)	"E"
Red-eye Rangers @ Chalker's Nightmare (Pat Murnane's 3&4)	Div.
BYE - Why So Serious?	
Death Throw @ Hump Day! (Scooters 1&2)	
The Coral Reefers @ Bulls On Parade (Isaac Hunter's)	"F"
Accoutrement Stuff @ Don't Hit/Scorekeeper (Brown's Billiards 3&4)	Div.
BYE - Sofa Kings	
Dr.unks @ Old Darting Bastards (Brewster's Pub)	
Banging The Wire @ All About That Bull! (Cleveland-Clayton)	"G"
Quackers @ Irish Ton (Pantana's Pool 1&2)	Div.
BYE - Wayne Gretzky	
AnotherCoachCreation @ Neighbor. Dart Knights (Neighborhood)	
<i>The Groupers @ Darty Sanchez - automatic forfeit</i>	"H"
Grip It Lightly @ We're Sexy/Throw It (Amer. Legion F-V 1&2)	Div.
BYE - Tips & Shafts	

**NEXT WEEK'S MATCHES (Week 4)**

Unintimidated Element @ Jameson's Monkeys (Upper Deck 8&10)	
Dartistic Abandon @ Darty Minds (Cleveland - Garner 3&4)	
North Ral. Alliance @ Dead Beats (Sharky's Place 3&4)	
Neighborhood Bullies @ Lunatic Fringe (Upper Deck 12&14)	
Things That Bounce @ Irrelevant Details (Amer. Legion F-V 1&2)	
Rif Raf @ Shooter McGavin (Mac's Tavern 1&2)	
One Armed Bandits @ DD 214 (Amer. Legion F-V 3&4)	
Red Eyed Jedis @ Kiss This Crüe (Upper Deck 5&6)	
Double In, Stumble Out @ Nine Lives (Compass Rose)	
Menace 2 Sobriety @ Sharky's Machine (Sharky's Place 5&6)	
Consist. Inconsistent @ Bangin' the Neighbors (Cleveland-Garner 1&2)	
BYE - Cheap Shots	
WINNAU @ Garage, Inc. (Locked & Loaded)	
My Cork Fell Out @ Show Me Your Tips (The Big Easy)	
Bulls Up @ Big Bulls (High Park 5&6)	
BYE - Projectile Dysfunction	
Game of Throws @ Red-eye Rangers (Sharky's Place 1&2)	
Just the Tip @ Why So Serious? (Pat Murnane's 1&2)	
Shark Shooters @ Chalker's Nightmare (Pat Murnane's 3&4)	
BYE - Taylor and the Swinging Richards	
Sofa Kings @ Hump Day! (Scooters 1&2)	
The Coral Reefers @ Accoutrement Stuff (Pantana's Pool 3&4)	
Bulls On Parade @ Don't Hit/Scorekeeper (Brown's Billiards 3&4)	
BYE - Death Throw	
Old Darting Bastards @ Quackers (Snookers-RW)	
All About That Bull! @ Wayne Gretzky (Upper Deck 1&2)	
Irish Ton @ Dr.unks (Good Times Arcade)	
BYE - Banging The Wire	
Grip It Lightly @ Another Coach Creation (Mac's Tavern 3&4)	
We're Sexy / Throw It! @ Neighbor. Dart Knights (Neighborhood)	
Darty Sanchez @ Tips & Shafts (Brown's Billiards 5&6)	
BYE - The Groupers	

**PREDICTIONS FOR THE WEEK**

I've figured it out... my prediction rate is down the last couple seasons, and it's Membership Director Heather Bohanan's fault!! The divisions are TOO even. The playing field is too level. Last week I posted a 15-10 record (with one other match dropped to forfeit), taking me to 32-19 so far. And in my ten incorrect picks, I got three wrong in 1001, three wrong in 13-11 matches, and two more wrong in 14-10 matches that were both 12-10 heading into the last 501. Those are coin flips, people. Lots of lots of coin flips. Who can predict a dang coin flip? Ugh.

**Match of the week:** (D Div.) Projectile Dysfunction @ Show Me Your Tips. Two weeks in, and the D lineup has already produced a very clear top two. And lucky us, we get them matched up right here in week 3! I'm pretty sure that Projectile would like nothing more than to win when I pick against them. And they get their shot here, as I don't think I can go with a team that has a losing singles record so far. Show Me, 14-10.

**Match #2:** (G Div.) Dr.unks @ Old Darting Bastards. Old Darting used a doubles run to pull in a win last week, while the Dr. pretty much just ran through every set. Neither team has lost yet, but it sure feels like the Dr. is on a bit of mission to start the season. Dr.unks it is, 15-9.

**Match #3:** (E Div.) Game of Throws @ Taylor and the Swinging Richards. Taylor bounced back from the whooping that Serious gave them, by thumping a strong Just the Tip squad. Can they do it again against the 1-0 Gamers? Hmm... I'm thinking they can. Taylor, 13-11.

**Match #4:** (F Div.) Death Throw @ Hump Day! Each of these teams have taken a loss already, but this is still pretty big - it's tough to say how big the difference is between starting 2-1 and starting 1-2. Kind of a big-ish doe-or-die early spot here. I'll take the Humpers, 14-10.

**Match #5:** (E Div.) Just the Tip @ Shark Shooters. Oh, tough losses for both of these potential contenders last week. It's time to right the ship right quick, or they'll be facing a hill that might be too long to climb.

I think we'll be talking about both these teams all season. Tip, 13-11.

**Match #6:** (C Div.) Nine Lives @ Consistently Inconsistent. Sure, Inconsistent fell in 1001 in week 1. But this is still a pair of C heavyweights. I have to ride with the Timmy Mac show, no? CI, 14-10.

**Match #7:** (B Div.) One Armed Bandits @ Rif Raf. Rif Raf got a huge tiebreaker win last week, and has established themselves as a power player in the B race. They better keep focus here. RR, 14-10.

**Match #8:** (A Div.) Lunatic Fringe @ Darty Minds. Oh, man, in a division as deep as A this season, an 0-3 start could spell doom. It's hard for me to imagine Fringe sliding any further. Fringe, 15-9.

**Match #9:** (E Div.) Red-eye Rangers @ Chalker's Nightmare. Well, after tonight, E will have only one winless team (the loser here). I'm thinking Nightmare rebounds from a vicious early schedule, 14-10.

**Match #10:** (A Div.) Jameson's Monkeys @ North Ral. Alliance. The Monkeys got drubbed last week, but that's kind of immaterial to the fact that this is pretty much the match for 3rd in A. NRA, 13-11.

**Match #11:** (B Div.) DD 214 @ Things That Bounce. Another pairing of 1-1s trying to make sure they stay in the lead discussion. Two tough teams, but I think Bounce is bouncing back to A. 14-10.

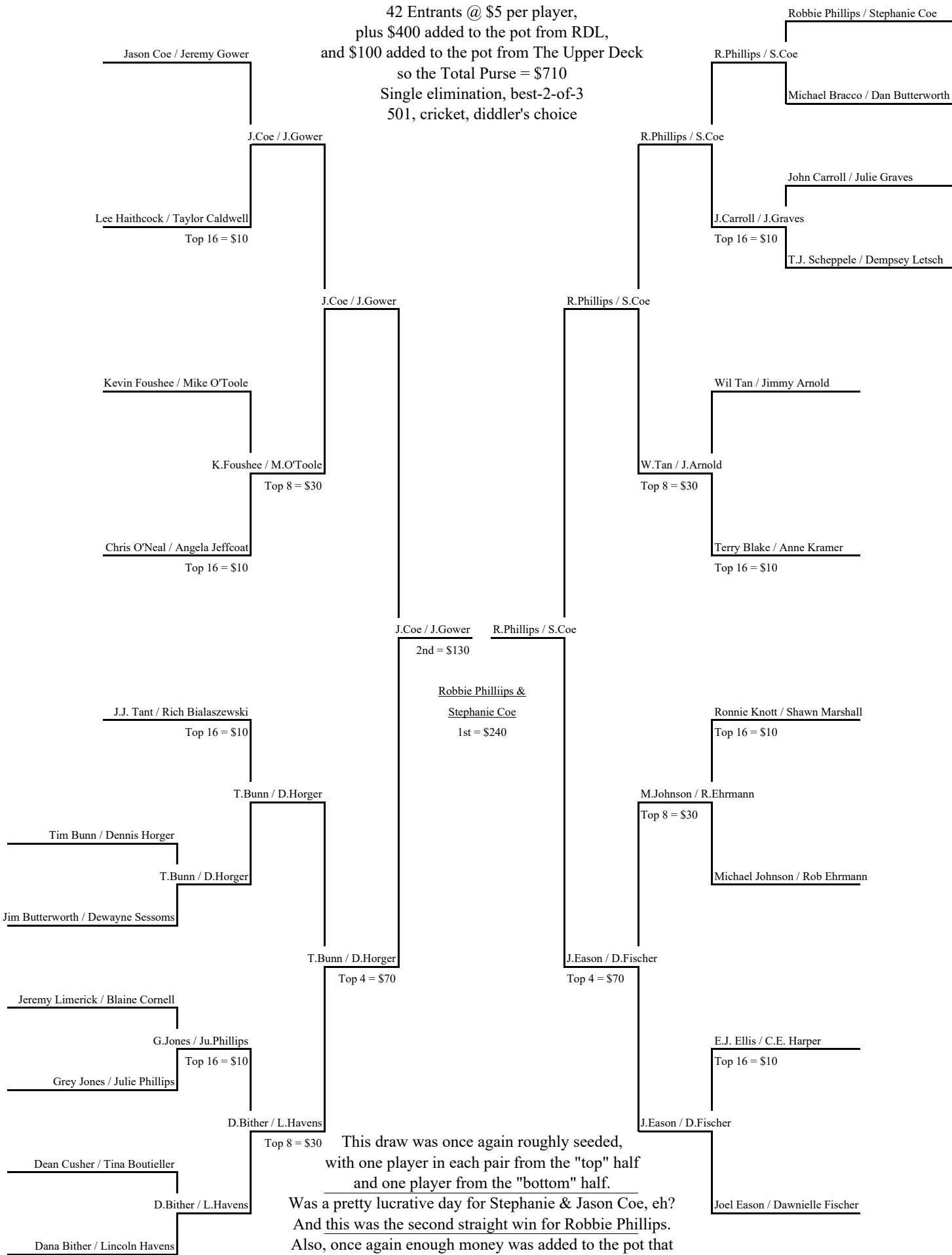
**Match #12:** (H Div.) Another Coach Creation @ Neighborhood Dart Knights. The H standings look funny with all the forfeits in there already. Bottom line, Coach leads so far. And wins, 15-9.

**And the remaining 13 matches, sorted by division:**

A Division: Element 17, Dead Beats 7; Bullies 17, Dartistic 7.  
 B Division: McGavin 14, Kiss This 10; Irrelevant 14, Jedis 10.  
 C Division: Cheap Shots 16, Machine 8; Bangin' 16, Stumble 8.  
 D Division: Bulls Up 14, Garage 10; Big Bulls 13, WINNAU 11.  
 F Division: Parade 15, Reefers 9; Scorekeeper 15, Accoutrement 9.  
 G Division: All About 13, Wire 11; Irish Ton 14, Quackers 10.  
 H Division: Grip It Lightly 13, We're Sexy & We Throw It 11.

### Fall 2018 RDL Banquet Blind Draw Results

42 Entrants @ \$5 per player,  
 plus \$400 added to the pot from RDL,  
 and \$100 added to the pot from The Upper Deck  
 so the Total Purse = \$710  
 Single elimination, best-2-of-3  
 501, cricket, diddler's choice



This draw was once again roughly seeded,  
 with one player in each pair from the "top" half  
 and one player from the "bottom" half.  
 Was a pretty lucrative day for Stephanie & Jason Coe, eh?  
 And this was the second straight win for Robbie Phillips.  
 Also, once again enough money was added to the pot that  
 every player that won even one set (and even twelve players  
 that didn't win any sets) got at least his/her entry fee back!

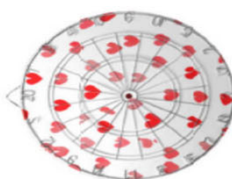


# 2019 NC City Dart League (NCCDL) and NC Ladies' Cup (NCLC) schedules

		Asheville	Boone	Pineville	Charlotte	Jacksonville	Wilmington	Port City
<b>NCCDL Mountain/Beach Division</b>	Jan. 26	@ Durham - ppd.	@ Capital Area	@ Chapel Hill	(BYE)	Piedmont	@ Lake Norman	@ Raleigh
	Feb. 23	Lake Norman	Piedmont	Capital Area	Durham	@ Chapel Hill	Raleigh	(BYE)
	Mar. 30	Pineville	Charlotte	@ Asheville	@ Boone	(BYE)	@ Port City	Wilmington
	May 4	@ Piedmont	(BYE)	Durham	@ Lake Norman	Raleigh	Chapel Hill	@ Capital Area
	June 22	@ Capital Area	@ Raleigh	Lake Norman	Chapel Hill	(BYE)	@ Piedmont	Durham
	Aug. 17	Raleigh	@ Lake Norman	(BYE)	Piedmont	@ Durham	Capital Area	@ Chapel Hill
	Sep. 14	(BYE)	Chapel Hill	@ Raleigh	@ Capital Area	@ Lake Norman	@ Durham	@ Piedmont
	Oct. 12	@ Chapel Hill	Durham	Piedmont	Raleigh	Capital Area	(BYE)	Lake Norman
		Lake Norman	Piedmont	Chapel Hill	Durham	Raleigh	Capital Area	-
<b>NCCDL Central Division</b>	Jan. 26	Wilmington	@ Jacksonville	Pineville	Asheville - ppd.	Port City	Boone	-
	Feb. 23	@ Asheville	@ Boone	Jacksonville	@ Charlotte	@ Wilmington	@ Pineville	-
	Mar. 30	@ Raleigh	Chapel Hill	@ Piedmont	Capital Area	Lake Norman	@ Durham	-
	May 4	Charlotte	Asheville	@ Wilmington	@ Pineville	@ Jacksonville	Port City	-
	June 22	@ Pineville	Wilmington	@ Charlotte	@ Port City	Boone	Asheville	-
	Aug. 17	Boone	@ Charlotte	Port City	Jacksonville	@ Asheville	@ Wilmington	-
	Sep. 14	Jacksonville	Port City	@ Boone	Wilmington	Pineville	Charlotte	-
	Oct. 12	@ Port City	@ Pineville	Asheville	@ Boone	@ Charlotte	@ Jacksonville	-
Dec. 7&8	Postseason tournament hosted by Wilmington. Quarterfinals - Sat, 12:00. Semifinals - Sat., 5:00. Finals - Sun., 1:00							
		-	Boone	Pineville	Charlotte	Jacksonville	Wilmington	Fuquay-Varina
<b>NCLC Mountain/Beach Division</b>	Jan. 26	-	@ Capital Area	@ Chapel Hill	(BYE)	Piedmont	@ Lake Norman	@ Apex
	Feb. 23	-	Piedmont	Capital Area	Durham	@ Chapel Hill	Apex	(BYE)
	Mar. 30	-	Charlotte	@ Jacksonville	@ Boone	Pineville	@ Fuquay-Varina	Wilmington
	May 4	-	(BYE)	Durham	@ Lake Norman	Apex	Chapel Hill	@ Capital Area
	June 22	-	@ Apex	Lake Norman	Chapel Hill	(BYE)	@ Piedmont	Durham
	Aug. 17	-	@ Lake Norman	(BYE)	Piedmont	@ Durham	Capital Area	@ Chapel Hill
	Sep. 14	-	Chapel Hill	@ Apex	@ Capital Area	@ Lake Norman	@ Durham	@ Piedmont
	Oct. 12	-	Durham	Piedmont	Apex	Capital Area	(BYE)	Lake Norman
		Lake Norman	Piedmont	Chapel Hill	Durham	Apex	Capital Area	-
<b>NCLC Central Division</b>	Jan. 26	Wilmington	@ Jacksonville	Pineville	(BYE)	Fuquay-Varina	Boone	-
	Feb. 23	(BYE)	@ Boone	Jacksonville	@ Charlotte	@ Wilmington	@ Pineville	-
	Mar. 30	@ Apex	Chapel Hill	@ Piedmont	Capital Area	Lake Norman	@ Durham	-
	May 4	Charlotte	(BYE)	@ Wilmington	@ Pineville	@ Jacksonville	Fuquay-Varina	-
	June 22	@ Pineville	Wilmington	@ Charlotte	@ Fuquay-Varina	Boone	(BYE)	-
	Aug. 17	Boone	@ Charlotte	Fuquay-Varina	Jacksonville	(BYE)	@ Wilmington	-
	Sep. 14	Jacksonville	Fuquay-Varina	@ Boone	Wilmington	Pineville	Charlotte	-
	Oct. 12	@ Fuquay-Varina	@ Pineville	(BYE)	@ Boone	@ Charlotte	@ Jacksonville	-
Dec. 7&8	Postseason tournament hosted by Wilmington. Quarterfinals - Sat, 12:00. Semifinals - Sat., 5:00. Finals - Sun., 1:00							


# SWEETHEART SHOOTOUT

## February 15-17, 2019



### 8:00 P.M. Friday

Luck of the Draw 501 & Cricket



### 10:00 AM Saturday

Mixed Doubles Cricket	Mens Doubles Cricket	Ladies Singles Cricket	Mens Singles Cricket	Ladies Doubles Cricket	Luck of the Draw
-----------------------	----------------------	------------------------	----------------------	------------------------	------------------

### 11:00 AM Sunday

Mixed Triples 601	Mens Doubles 501	Ladies Singles 501	Mens Singles 501	Ladies Doubles 501	Mixed Doubles 501
-------------------	------------------	--------------------	------------------	--------------------	-------------------

**Entry Fee: \$10.00** per person per event  
 All Matches are best 2 of 3 (Single elimination)  
 All 01 games are FIDO  
 Registration closes when semi-finals of previous event begin

**Tournament Directors:**  
 Brooke Masten 336-817-0909  
 Nancy Coley 336-299-8068



**Tournament Location:**  
 Breakers Sports Bar  
 336-852-8777  
 435 Dolley Madison Rd,  
 Greensboro, NC 27410



# Spring 2019 RDL Top Singles+Doubles Records (by division) (through week 2)

(There are no missing statistics, as all scoresheets have been received.) (Game mins. required for these listings: 4 for divs. A and B, 3 for all other divs.)

<u>"A" Division</u>		<u>W</u>	<u>L</u>	<u>%-age</u>
1	Phillips, Robbie A1/ The Unintimidated Elen	8	0	1.000
2	Tan, Wil A1/ The Unintimidated Elen	7	1	0.875
3	Carroll, John A1/ The Unintimidated Elen	6	1	0.857
	Johnson, Michael A4/ The Neighborhood Bulli	6	1	0.857
	Stewart, P.J. A4/ The Neighborhood Bulli	6	1	0.857
6	Huffman, David A3/ North Raleigh Alliance	6	2	0.750
	Massengill, Chad A1/ The Unintimidated Elen	6	2	0.750
	Parker, Charles A8/ Dead Beats	6	2	0.750
	Seward, Mike A2/ Darty Minds	6	2	0.750
10	Gibson, Pat A4/ The Neighborhood Bulli	5	2	0.714
11	Thompson, Victor A4/ The Neighborhood Bulli	4	2	0.667
12	(seven tied)	5	3	0.625

<u>"B" Division</u>		<u>W</u>	<u>L</u>	<u>%-age</u>
1	Jur, Jess B8/ Rif Raf	7	1	0.875
	Sautter, Scott B2/ Shooter McGavin	7	1	0.875
3	McCartney, Joe B1/ Things That Bounce	6	1	0.857
4	Bowman, Merrill B4/ Kiss This Crüe	5	1	0.833
	Diamond, Paddy B8/ Rif Raf	5	1	0.833
6	Blackwelder, Deb B7/ Irrelevant Details	6	2	0.750
	Howard, Brian B2/ Shooter McGavin	6	2	0.750
	White, Jim B6/ One Armed Bandits	6	2	0.750
	Beaird, Tommy B3/ DD 214	3	1	0.750
10	Horger, Dennis B8/ Rif Raf	5	2	0.714
	Sheer, Andy B1/ Things That Bounce	5	2	0.714
12	(four tied)	4	2	0.667

<u>"C" Division</u>		<u>W</u>	<u>L</u>	<u>%-age</u>
1	Moody, Chris C7/ Consistently Inconsisten	8	0	1.000
	Copple, Matthew C1/ Nine Lives	4	0	1.000
	Hudson, Dallas C4/ Bangin' the Neighbors	4	0	1.000
	Smith, Butch C1/ Nine Lives	4	0	1.000
	Wilson, Chris C4/ Bangin' the Neighbors	4	0	1.000
	Collins, Craig C4/ Bangin' the Neighbors	3	0	1.000
	Keever, David C1/ Nine Lives	3	0	1.000
8	McNamara, Tim C7/ Consistently Inconsisten	7	1	0.875
9	Hall, Josh C2/ Cheap Shots	6	2	0.750
	Bemis, Matt C2/ Cheap Shots	3	1	0.750
	Bottomley, Kevin C4/ Bangin' the Neighbors	3	1	0.750
	Mays, John C1/ Nine Lives	3	1	0.750
	Murdock, Jim C2/ Cheap Shots	3	1	0.750
	Porcelli, Robb C1/ Nine Lives	3	1	0.750

<u>"D" Division</u>		<u>W</u>	<u>L</u>	<u>%-age</u>
1	O'Toole, Mike D6/ Bulls Up	7	0	1.000
2	Raquet, Mike D5/ Show Me Your Tips	8	1	0.889
3	Clark, Dan D2/ Projectile Dysfunction	7	1	0.875
4	Butterworth, Dan D6/ Bulls Up	5	1	0.833
5	Kubel, Nicole D7/ WINNAU	6	2	0.750
	Lueneburg, Randy D7/ WINNAU	6	2	0.750
	Peterson, Chris D2/ Projectile Dysfunction	6	2	0.750
	Tant, J.J. D2/ Projectile Dysfunction	6	2	0.750
	Haithcock, Lee D5/ Show Me Your Tips	3	1	0.750
	Stewart, Kevin D4/ Big Bulls	3	1	0.750
11	Frederick, Karl D6/ Bulls Up	5	2	0.714
12	Blake, Terry D5/ Show Me Your Tips	7	3	0.700
13	Robertson, Phil D6/ Bulls Up	2	1	0.667
14	(four tied)	5	3	0.625

<u>Women's Records</u>		<u>W</u>	<u>L</u>	<u>%-age</u>
(# of women by division: A-0, B-6, C-3, D-7, E-4, F-2, G-12, H-11)				
B	Blackwelder, Deb B7/ Irrelevant Details	6	2	0.750
	Taylor, Tisha B4/ Kiss This Crüe	2	2	0.500
C	(two tied) C4/ Bangin' the Neighbors	1	2	0.333
	Kubel, Nicole D7/ WINNAU	6	2	0.750
D	Cotton, Barbara D7/ WINNAU	5	3	0.625
	Graves, Julie D6/ Bulls Up	2	3	0.400
E	Caldwell, Taylor E6/ Taylor and the Swinging	3	3	0.500

<u>"E" Division</u>		<u>W</u>	<u>L</u>	<u>%-age</u>
1	Cole, Mike E3/ Why So Serious?	8	0	1.000
	Smelik, Pat E1/ Game of Throws	4	0	1.000
3	Cannizzaro, Anthony E3/ Why So Serious?	7	1	0.875
4	Rice, Teddy E3/ Why So Serious?	6	1	0.857
5	Adams, Brad E2/ Just the Tip	5	1	0.833
	Bartell, B.J. E2/ Just the Tip	5	1	0.833
7	Bumpass, Mike E3/ Why So Serious?	6	2	0.750
	Dzengeleski, Jimmy E5/ Shark Shooters	6	2	0.750
	Zelinack, Jason E7/ Chalker's Nightmare	6	2	0.750
	Montesi, Chris E1/ Game of Throws	3	1	0.750
	Moulden, Jeremy E7/ Chalker's Nightmare	3	1	0.750
	Powell, Zach E4/ Red-eye Rangers	3	1	0.750
13	Mercer, Dave E5/ Shark Shooters	5	2	0.714
14	(two tied)			0.667

<u>"F" Division</u>		<u>W</u>	<u>L</u>	<u>%-age</u>
1	Heath, John F4/ Bulls On Parade	8	0	1.000
	Murphy, James F7/ Don't Hit The Scorekeep	4	0	1.000
	Russell, Jeff F7/ Don't Hit The Scorekeep	4	0	1.000
	Shearin, Phillip F7/ Don't Hit The Scorekeep	4	0	1.000
	Smith, Ron F7/ Don't Hit The Scorekeep	3	0	1.000
6	Bosier, Sean F3/ Death Throw	7	1	0.875
	Whitley, Brian F4/ Bulls On Parade	7	1	0.875
8	Rutten, Pete F1/ Hump Day!	5	1	0.833
9	Baldwin, Randy F1/ Hump Day!	3	1	0.750
	Wissinger, Wes F5/ Accoutrement Stuff	3	1	0.750
11	Deemer, Randy F1/ Hump Day!	5	2	0.714
12	Updyke, Gerald F4/ Bulls On Parade	4	2	0.667
	(four tied)	2	1	0.667

<u>"G" Division</u>		<u>W</u>	<u>L</u>	<u>%-age</u>
1	Johnson, Timmy G6/ Dr.unks	8	0	1.000
	Converse, Laurence G7/ Quackers	4	0	1.000
	Reece, Robert G6/ Dr.unks	4	0	1.000
	Rossbach, Mark G4/ Irish Ton	4	0	1.000
	Furdon, Matt G1/ Old Darting Bastards	3	0	1.000
6	Rigert, Joe, Sr. G3/ Wayne Gretzky	7	1	0.875
7	Murdock, Nick G6/ Dr.unks	6	1	0.857
8	Holland, Tom G5/ All About That Bull!	6	2	0.750
	Dubose, Chris G2/ Banging The Wire	3	1	0.750
	Metivier, Sam G1/ Old Darting Bastards	3	1	0.750
	Mickler, Spencer G4/ Irish Ton	3	1	0.750
	Musil, Dylan G1/ Old Darting Bastards	3	1	0.750
	Smith, Jon G1/ Old Darting Bastards	3	1	0.750
14	(two tied)	5	2	0.714

<u>"H" Division</u>		<u>W</u>	<u>L</u>	<u>%-age</u>
1	Hamer, Andrew H1/ Another Coach Creation	4	0	1.000
2	Trefzger, Mike H7/ Darty Sanchez	7	1	0.875
3	Phillips, Britt H4/ Tips & Shafts	6	2	0.750
	Tompkins, Charles H4/ Tips & Shafts	6	2	0.750
	Wernet, Brad H7/ Darty Sanchez	6	2	0.750
	Wilson, Matthew H4/ Tips & Shafts	6	2	0.750
	McNamara, Ken H3/ We're Sexy & We Throv	3	1	0.750
	Scott, Kevin H1/ Another Coach Creation	3	1	0.750
	Woodard, Dave H1/ Another Coach Creation	3	1	0.750
10	Gamble, Mark H6/ The Neighborhood Dart	5	2	0.714
	Thomas, Tony H6/ The Neighborhood Dart	5	2	0.714
12	(seven tied)	2	1	0.667

F	Mathews, Olivia F3/ Death Throw	2	5	0.286
	Gouge, Susan G6/ Dr.unks	3	2	0.600
G	Williams, Kelsey G2/ Banging The Wire	3	3	0.500
	Gaines, Lauren G3/ Wayne Gretzky	1	5	0.167
	Wilson, Misty G3/ Wayne Gretzky	0	4	0.000
	Boutieller, Tina H5/ Grip It Lightly	2	1	0.667
H	Osier, Emmalee H6/ The Neighborhood Dart	2	3	0.400
	McCann, Amanda H5/ Grip It Lightly	1	2	0.333
	Jones, Jessica H4/ Tips & Shafts	1	3	0.250



# Spring 2019 RDL Top All-Star Point Averages (by division) (through week 2)

(There are no missing statistics, as all scoresheets have been received.) (Game mins. required for these listings: 4 for divs. A and B, 3 for all other divs.)

<u>"A" Division</u>				<u>ASP</u>	<u>TGP</u>	<u>Ave.</u>	<u>"E" Division</u>				<u>ASP</u>	<u>TGP</u>	<u>Ave.</u>
1	Phillips, Robbie	A1/ The Unintimidated Eler		17.5	8	2.188	1	Zelinack, Jason	E7/ Chalker's Nightmare		12.5	8	1.563
2	Stewart, P.J.	A4/ The Neighborhood Bulli		14.5	7	2.071	2	Adams, Brad	E2/ Just the Tip		8.0	6	1.333
3	Massengill, Randy	A6/ Jameson's Monkeys		7.0	4	1.750	3	Cannizzaro, Anthony	E3/ Why So Serious?		10.5	8	1.313
4	Gibson, Pat	A4/ The Neighborhood Bulli		12.0	7	1.714	4	Kirkpatrick, Scott	E4/ Red-eye Rangers		5.0	4	1.250
	Terry, Bob	A5/ Lunatic Fringe		12.0	7	1.714	5	Ball, Pat	E7/ Chalker's Nightmare		8.0	8	1.000
6	Tan, Wil	A1/ The Unintimidated Eler		13.5	8	1.688		Cashin, Jeff	E2/ Just the Tip		6.0	6	1.000
7	Brown, Tom	A1/ The Unintimidated Eler		13.0	8	1.625	7	Montesi, Chris	E1/ Game of Throws		3.5	4	0.875
	Bunn, Tim	A6/ Jameson's Monkeys		13.0	8	1.625	8	Anderson, Ryan	E5/ Shark Shooters		6.0	8	0.750
	Mitchell, Sid	A5/ Lunatic Fringe		13.0	8	1.625		Cole, Mike	E3/ Why So Serious?		6.0	8	0.750
10	Huffman, David	A3/ North Raleigh Alliance		12.0	8	1.500		Hadley, Chris	E6/ Taylor and the Swinging		4.5	6	0.750
	Kramer, John	A1/ The Unintimidated Eler		12.0	8	1.500		Neff, Josh	E6/ Taylor and the Swinging		3.0	4	0.750
12	Coe, Jason	A6/ Jameson's Monkeys		11.0	8	1.375	12	Powell, David	E7/ Chalker's Nightmare		5.5	8	0.688
	Wilcenski, Steve	A3/ North Raleigh Alliance		11.0	8	1.375	13	Welborn, Tim	E5/ Shark Shooters		4.0	6	0.667
14	Johnson, Michael	A4/ The Neighborhood Bulli		9.5	7	1.357	14	Crowe, Jason	E7/ Chalker's Nightmare		4.5	7	0.643
<u>"B" Division</u>				<u>ASP</u>	<u>TGP</u>	<u>Ave.</u>	<u>"F" Division</u>				<u>ASP</u>	<u>TGP</u>	<u>Ave.</u>
1	Watson, Jeff, Jr.	B4/ Kiss This Crüe		8.0	5	1.600	1	Russell, Jeff	F7/ Don't Hit The Scorekeep		4.0	4	1.000
2	Bowman, Merrill	B4/ Kiss This Crüe		8.0	6	1.333		Wissinger, Wes	F5/ Accoutrement Stuff		4.0	4	1.000
3	Horger, Dennis	B8/ Rif Raf		8.5	7	1.214		Port, Brian	F5/ Accoutrement Stuff		3.0	3	1.000
4	Dillon, Matt	B4/ Kiss This Crüe		6.0	5	1.200	4	Baldwin, Randy	F1/ Hump Day!		3.5	4	0.875
5	Trefzger, Ken	B6/ One Armed Bandits		9.5	8	1.188	5	Bozza, Doug	F6/ Sofa Kings		6.0	8	0.750
6	Sellers, Mark	B5/ Red Eyed Jedis		8.0	7	1.143		Shearin, Phillip	F7/ Don't Hit The Scorekeep		3.0	4	0.750
	Thomas, Joe	B3/ DD 214		8.0	7	1.143	7	Deemer, Randy	F1/ Hump Day!		5.0	7	0.714
8	Limerick, Jeremy	B7/ Irrelevant Details		9.0	8	1.125	8	Robertson, Chris	F7/ Don't Hit The Scorekeep		2.0	3	0.667
	Bathurst, Alyssa	B4/ Kiss This Crüe		4.5	4	1.125	9	Heath, John	F4/ Bulls On Parade		5.0	8	0.625
	Whitehead, Lee	B4/ Kiss This Crüe		4.5	4	1.125		Whitley, Brian	F4/ Bulls On Parade		5.0	8	0.625
11	McCartney, Joe	B1/ Things That Bounce		7.5	7	1.071	11	Mathews, Olivia	F3/ Death Throw		4.0	7	0.571
12	O'Neal, Chris	B7/ Irrelevant Details		7.5	8	0.938		Moore, Mark	F1/ Hump Day!		4.0	7	0.571
13	Martin, David	B8/ Rif Raf		6.0	7	0.857	13	(seven tied)					0.500
14	(two tied)			6.5	8	0.813							
<u>"C" Division</u>				<u>ASP</u>	<u>TGP</u>	<u>Ave.</u>	<u>"G" Division</u>				<u>ASP</u>	<u>TGP</u>	<u>Ave.</u>
1	McNamara, Tim	C7/ Consistently Inconsisten		17.0	8	2.125	1	Rigert, Joe, Sr.	G3/ Wayne Gretzky		11.0	8	1.375
2	Bottomley, Kevin	C4/ Bangin' the Neighbors		7.0	4	1.750	2	Musil, Dylan	G1/ Old Darting Bastards		4.5	4	1.125
3	Moody, Chris	C7/ Consistently Inconsisten		11.0	8	1.375	3	Holland, Tom	G5/ All About That Bull!		7.5	8	0.938
4	Keever, David	C1/ Nine Lives		3.5	3	1.167	4	Prosser, Brad	G2/ Banging The Wire		4.5	5	0.900
5	Collins, Craig	C4/ Bangin' the Neighbors		3.0	3	1.000	5	Converse, Laurence	G7/ Quackers		3.5	4	0.875
6	Hall, Josh	C2/ Cheap Shots		7.5	8	0.938	6	Rylah, Garrett	G5/ All About That Bull!		5.0	6	0.833
7	White, J.J.	C3/ Menace 2 Sobriety		7.0	8	0.875	7	Gower, Jeremy	G6/ Dr.unks		5.5	7	0.786
	Mays, John	C1/ Nine Lives		3.5	4	0.875	8	Perkins, Heath	G4/ Irish Ton		3.0	4	0.750
9	Buckman, David	C2/ Cheap Shots		6.5	8	0.813		Smith, Jon	G1/ Old Darting Bastards		3.0	4	0.750
10	Smith, Butch	C1/ Nine Lives		3.0	4	0.750	10	Johnson, Timmy	G6/ Dr.unks		5.0	8	0.625
	Wilson, Chris	C4/ Bangin' the Neighbors		3.0	4	0.750		Dubose, Chris	G2/ Banging The Wire		2.5	4	0.625
12	Polenz, Steve	C3/ Menace 2 Sobriety		5.5	8	0.688		Mickler, Spencer	G4/ Irish Ton		2.5	4	0.625
13	Hindle, Mikey	C2/ Cheap Shots		5.0	8	0.625	13	Gould, Craig	G5/ All About That Bull!		3.5	6	0.583
	(two tied)	C2/ Cheap Shots		2.5	4	0.625	14	Finney, Dave	G3/ Wayne Gretzky		4.5	8	0.563
<u>"D" Division</u>				<u>ASP</u>	<u>TGP</u>	<u>Ave.</u>	<u>"H" Division</u>				<u>ASP</u>	<u>TGP</u>	<u>Ave.</u>
1	Azevedo, Angelo	D7/ WINNAU		8.0	8	1.000	1	Hamer, Andrew	H1/ Another Coach Creation		4.0	4	1.000
2	Butterworth, Jim	D6/ Bulls Up		6.5	7	0.929	2	Crawford, Neal	H3/ We're Sexy & We Throv		3.5	4	0.875
3	Powell, Lee	D5/ Show Me Your Tips		7.0	8	0.875	3	McNamara, Ken	H3/ We're Sexy & We Throv		3.0	4	0.750
	Stewart, Kevin	D4/ Big Bulls		3.5	4	0.875	4	Tompkins, Charles	H4/ Tips & Shafts		5.5	8	0.688
5	Tant, J.J.	D2/ Projectile Dysfunction		6.5	8	0.813	5	Wilson, Matthew	H4/ Tips & Shafts		5.0	8	0.625
6	Bialaszewski, Rich	D5/ Show Me Your Tips		7.0	9	0.778	6	Trefzger, Mike	H7/ Darty Sanchez		4.0	8	0.500
7	Clark, Dan	D2/ Projectile Dysfunction		6.0	8	0.750		Goodrich, Kyle	H7/ Darty Sanchez		3.0	6	0.500
	Morin, Deane	D1/ Garage, Inc.		3.0	4	0.750		Scott, Kevin	H1/ Another Coach Creation		2.0	4	0.500
	Reinert, Kevin	D4/ Big Bulls		3.0	4	0.750	9	Letsch, Dempsey	H4/ Tips & Shafts		4.0	9	0.444
10	Cotton, Barbara	D7/ WINNAU		5.5	8	0.688	10	Amos, Terron	H6/ The Neighborhood Dart		3.0	8	0.375
	Lueneburg, Randy	D7/ WINNAU		5.5	8	0.688	11	Boutieller, Nick	H5/ Grip It Lightly		1.0	3	0.333
12	Raquet, Mike	D5/ Show Me Your Tips		6.0	9	0.667		Davis, P.J.	H5/ Grip It Lightly		1.0	3	0.333
13	(two tied)			2.5	5	0.500		Harper, C.E.	H5/ Grip It Lightly		1.0	3	0.333
	(two tied)			2.0	4	0.500		McCann, Amanda	H5/ Grip It Lightly		1.0	3	0.333

<u>Women's Records</u>				<u>W</u>	<u>L</u>	<u>%-age</u>
(# of women by division: A-0, B-6, C-3, D-7, E-4, F-2, G-12, H-11)						
B	Bathurst, Alyssa	B4/ Kiss This Crüe		4.5	4	1.125
	Phillips, Julie	B4/ Kiss This Crüe		5.5	8	0.688
C	Fisher, Jessie	C4/ Bangin' the Neighbors		1.0	3	0.333
	Cotton, Barbara	D7/ WINNAU		5.5	8	0.688
D	Kubel, Nicole	D7/ WINNAU		3.5	8	0.438
	Jeffcoat, Angela	D3/ My Cork Fell Out		2.5	8	0.313
E	Caldwell, Taylor	E6/ Taylor and the Swinging		1.5	6	0.250

F	Mathews, Olivia	F3/ Death Throw		4.0	7	0.571
	Gouge, Susan	G6/ Dr.unks		1.0	5	0.200
G	Wilson, Misty	G3/ Wayne Gretzky		0.0	4	0.000
	Gaines, Lauren	G3/ Wayne Gretzky		0.0	6	0.000
H	Williams, Kelsey	G2/ Banging The Wire		0.0	6	0.000
	McCann, Amanda	H5/ Grip It Lightly		1.0	3	0.333
	Osier, Emmalee	H6/ The Neighborhood Dart		1.0	5	0.200
	Boutieller, Tina	H5/ Grip It Lightly		0.0	3	0.000
	Jones, Jessica	H4/ Tips & Shafts		0.0	4	0.000

	Singles 301	Singles Crocket	Singles Record	Singles Win %-age	Doubles Crocket	Doubles 501	Doubles Record	Doubles Win %-age	Sngls + Dbls Record	Sngls + Dbls Win %-age	Tiebreaker Ws	Tiebreaker Ls	All-Star Points	Games Played	All-Star Point Average	Matches Played
A1/ The Unintimidated Element	9 3	9 3	18 6	0.750	5 1	5 1	10 2	0.833	38 10	0.792	0 0	73.5	48	1.531		
A 10 Kilts, Jason	0 0	0 0	0 0	---	0 0	0 0	0 0	---	0 0	---	0 0	0.0	0	---	0	
A 11 Brown, Tom	1 1	1 1	2 2	0.500	1 1	2 0	3 1	0.750	5 3	0.625	0 0	13.0	8	1.625	2	
A 12 Carroll, John	1 1	2 0	3 1	0.750	1 0	2 0	3 0	1.000	6 1	0.857	0 0	7.5	7	1.071	2	
A 13 Jacobi, Paul	0 0	0 0	0 0	---	1 0	0 0	1 0	1.000	1 0	1.000	0 0	0.0	1	0.000	1	
A 14 Knight, Mark	0 0	0 0	0 0	---	0 0	0 0	0 0	---	0 0	---	0 0	0.0	0	---	0	
A 15 Kramer, John	2 0	1 1	3 1	0.750	1 1	1 1	2 2	0.500	5 3	0.625	0 0	12.0	8	1.500	2	
A 16 Massengill, Chad	2 0	1 1	3 1	0.750	2 0	1 1	3 1	0.750	6 2	0.750	0 0	10.0	8	1.250	2	
A 17 Phillips, Robbie	2 0	2 0	4 0	1.000	2 0	2 0	4 0	1.000	8 0	1.000	0 0	17.5	8	2.188	2	
A 18 Smith, Allen	0 0	0 0	0 0	---	0 0	0 0	0 0	---	0 0	---	0 0	0.0	0	---	0	
A 19 Tan, Wil	1 1	2 0	3 1	0.750	2 0	2 0	4 0	1.000	7 1	0.875	0 0	13.5	8	1.688	2	
A2/ Darty Minds	5 7	4 8	9 15	0.375	2 4	3 3	5 7	0.417	19 29	0.396	0 0	30.0	48	0.625		
A 20 Reitano, Sal	1 1	1 1	2 2	0.500	0 2	2 1	2 3	0.400	4 5	0.444	0 0	6.0	9	0.667	2	
A 21 Maccini, Billy	1 1	0 2	1 3	0.250	0 2	0 1	0 3	0.000	1 6	0.143	0 0	3.5	7	0.500	2	
A 22 Bradshaw, Rick	0 1	0 1	0 2	0.000	0 1	1 0	1 1	0.500	1 3	0.250	0 0	4.0	4	1.000	1	
A 23 Foushee, Eugene	1 2	0 2	1 4	0.200	1 1	1 1	2 2	0.500	3 6	0.333	0 0	4.0	9	0.444	2	
A 24 Seward, Mike	1 1	2 0	3 1	0.750	1 1	2 0	3 1	0.750	6 2	0.750	0 0	8.5	8	1.063	2	
A 25 Jobe, C.J.	1 1	1 2	2 3	0.400	1 1	0 2	1 3	0.250	3 6	0.333	0 0	4.0	9	0.444	2	
A 26 Martin, Pat	0 0	0 0	0 0	---	1 0	0 1	1 1	0.500	1 1	0.500	0 0	0.0	2	0.000	1	
A 27 Evans, Mike	0 0	0 0	0 0	---	0 0	0 0	0 0	---	0 0	---	0 0	0.0	0	---	0	
A3/ North Raleigh Alliance	4 8	8 4	12 12	0.500	2 4	5 1	7 5	0.583	26 22	0.542	7 0	41.5	48	0.865		
A 30 Huffman, David	1 1	2 0	3 1	0.750	2 0	1 1	3 1	0.750	6 2	0.750	1 0	12.0	8	1.500	2	
A 31 Tanner, Dave	0 1	0 2	0 3	0.000	0 2	0 0	0 2	0.000	0 5	0.000	1 0	2.5	5	0.500	2	
A 32 Work, Joe	1 1	2 0	3 1	0.750	0 2	2 0	2 2	0.500	5 3	0.625	1 0	7.0	8	0.875	2	
A 33 Kerr, Jim	1 1	0 1	1 2	0.333	0 1	2 0	2 1	0.667	3 3	0.500	1 0	5.5	6	0.917	2	
A 34 Lange, Cody	1 1	2 0	3 1	0.750	0 2	2 0	2 2	0.500	5 3	0.625	1 0	2.5	8	0.313	2	
A 35 Krasnow, Dave	0 1	0 1	0 2	0.000	0 1	2 0	2 1	0.667	2 3	0.400	1 0	1.0	5	0.200	2	
A 36 Wilcenski, Steve	0 2	2 0	2 2	0.500	2 0	1 1	3 1	0.750	5 3	0.625	1 0	11.0	8	1.375	2	
A4/ The Neighborhood Bullies	9 3	8 4	17 7	0.708	5 1	3 3	8 4	0.667	33 15	0.688	0 0	66.5	48	1.385		
A 40 Cusher, Dean	0 0	1 1	1 1	0.500	1 1	1 1	2 2	0.500	3 3	0.500	0 0	7.5	6	1.250	2	
A 41 Chavis, Marshall	0 0	0 0	0 0	---	0 0	0 0	0 0	---	0 0	---	0 0	0.0	0	---	0	
A 42 Blake, Brian	1 0	1 0	2 0	1.000	1 0	0 0	1 0	1.000	3 0	1.000	0 0	6.0	3	2.000	1	
A 43 Foushee, Kevin	1 1	0 1	1 2	0.333	1 0	1 1	2 1	0.667	3 3	0.500	0 0	5.0	6	0.833	2	
A 44 Gibson, Pat	2 0	2 0	4 0	1.000	0 1	1 1	1 2	0.333	5 2	0.714	0 0	12.0	7	1.714	2	
A 45 Johnson, Michael	1 0	2 0	3 0	1.000	2 0	1 1	3 1	0.750	6 1	0.857	0 0	9.5	7	1.357	2	
A 46 Stewart, Pete	1 1	0 1	1 2	0.333	1 0	1 1	2 1	0.667	3 3	0.500	0 0	7.0	6	1.167	2	
A 47 Stewart, P.J.	2 0	2 0	4 0	1.000	2 0	0 1	2 1	0.667	6 1	0.857	0 0	14.5	7	2.071	2	
A 48 Thompson, Victor	1 1	0 1	1 2	0.333	2 0	1 0	3 0	1.000	4 2	0.667	0 0	5.0	6	0.833	2	
A 49 Gardner, Kyle	0 0	0 0	0 0	---	0 0	0 0	0 0	---	0 0	---	0 0	0.0	0	---	0	
A5/ Lunatic Fringe	6 6	3 9	9 15	0.375	3 3	1 5	4 8	0.333	17 31	0.354	0 7	46.5	48	0.969		
A 50 Eason, Joel	0 1	0 0	0 1	0.000	1 1	0 2	1 3	0.250	1 4	0.200	0 1	4.0	5	0.800	2	
A 51 Terry, Bob	1 1	0 2	1 3	0.250	2 0	1 0	3 0	1.000	4 3	0.571	0 1	12.0	7	1.714	2	
A 52 Bakowski, Adam	0 0	0 2	0 2	0.000	0 1	0 2	0 3	0.000	0 5	0.000	0 1	0.0	5	0.000	2	
A 53 Mitchell, Sid	2 0	1 1	3 1	0.750	1 1	1 1	2 2	0.500	5 3	0.625	0 1	13.0	8	1.625	2	
A 54 Mozzetti, Tim "Tex"	1 1	1 1	2 2	0.500	1 1	0 2	1 3	0.250	3 5	0.375	0 1	10.0	8	1.250	2	
A 55 Lane, Tim	1 0	1 1	2 1	0.667	0 1	0 1	0 2	0.000	2 3	0.400	0 1	3.0	5	0.600	2	
A 56 Jeffreys, Lee	0 2	0 0	0 2	0.000	0 1	0 0	0 1	0.000	0 3	0.000	0 0	1.0	3	0.333	2	
A 57 Zawrotniak, Joe	1 1	0 1	1 2	0.333	0 0	0 1	0 1	0.000	1 3	0.250	0 0	1.5	4	0.375	2	
A 58 Gelberg, Dave	0 0	0 1	0 1	0.000	1 0	0 1	1 1	0.500	1 2	0.333	0 1	2.0	3	0.667	1	
A6/ Jameson's Monkeys	4 8	5 7	9 15	0.375	2 4	3 3	5 7	0.417	19 29	0.396	0 0	54.5	48	1.135		
A 60 Bunn, Tim	1 1	1 1	2 2	0.500	1 1	2 0	3 1	0.750	5 3	0.625	0 0	13.0	8	1.625	2	
A 61 Little, Clint	0 2	1 1	1 3	0.250	0 2	0 2	0 4	0.000	1 7	0.125	0 0	8.0	8	1.000	2	
A 62 Persson, Kenny	0 2	1 1	1 3	0.250	1 1	2 0	3 1	0.750	4 4	0.500	0 0	6.5	8	0.813	2	
A 63 Scott, Lee	1 1	0 2	1 3	0.250	1 1	1 1	2 2	0.500	3 5	0.375	0 0	5.5	8	0.688	2	
A 64 Coe, Jason	1 1	1 1	2 2	0.500	0 2	1 1	1 3	0.250	3 5	0.375	0 0	11.0	8	1.375	2	
A 65 Massengill, Randy	0 1	1 0	1 1	0.500	0 1	0 1	0 2	0.000	1 3	0.250	0 0	7.0	4	1.750	1	
A 66 Bell, Mike	1 0	0 1	1 1	0.500	1 0	0 1	1 1	0.500	2 2	0.500	0 0	3.5	4	0.875	1	
A 67 (paid - but unfilled)	0 0	0 0	0 0	---	0 0	0 0	0 0	---	0 0	---	0 0	0.0	0	---	0	
A 68 (paid - but unfilled)	0 0	0 0	0 0	---	0 0	0 0	0 0	---	0 0	---	0 0	0.0	0	---	0	
A7/ Dartistic Abandon	5 7	4 8	9 15	0.375	2 4	1 5	3 9	0.250	15 33	0.313	0 0	38.0	48	0.792		
A 70 Denton, Fon	1 1	0 1	1 2	0.333	0 1	0 2	0 3	0.000	1 5	0.167	0 0	5.0	6	0.833	2	
A 71 Bennett, Will	0 2	1 1	1 3	0.250	1 1	1 1	2 2	0.500	3 5	0.375	0 0	4.5	8	0.563	2	
A 72 Healy, Simon	1 1	1 1	2 2	0.500	1 1	1 1	2 2	0.500	4 4	0.500	0 0	10.5	8	1.313	2	
A 73 Beaudoin, Paul	1 0	0 1	1 1	0.500	0 1	0 0	0 1	0.000	1 2	0.333	0 0	1.0	3	0.333	1	
A 74 Merkle, Patrick	1 1	2 0	3 1	0.750	1 1	0 2	1 3	0.250	4 4	0.500	0 0	7.0	8	0.875	2	
A 75 Joyal, Paul	1 1	0 2	1 3	0.250	1 1	0 2	1 3	0.250	2 6	0.250	0 0	5.5	8	0.688	2	
A 76 Crites, Randy	0 1	0 2	0 3	0.000	0 2	0 2	0 4	0.000	0 7	0.000	0 0	4.5	7	0.643	2	
A8/ Dead Beats	6 6	7 5	13 11	0.542	3 3	3 3	6 6	0.500	25 23	0.521	0 0	41.0	48	0.854		
A 80 Parker, Charles	3 0	1 0	4 0	1.000	1 1	1 1	2 2	0.500	6 2	0.750	0 0	6.0	8	0.750	2	
A 81 Lloyd, Billy	0 2	3 0	3 2	0.600	1 1	1 1	2 2	0.500	5 4	0.556	0 0	7.5	9	0.833	2	
A 82 Reygers, Jeff	1 1	2 0	3 1	0.750	1 1	0 1	1 2	0.333	4 3	0.571	0 0	7.0	7	1.000	2	
A 83 Fischlein, Kris	0 0	0 1	0 1	0.000	0 1	1 0	1 1	0.500	1 2	0.333	0 0	0.0	3	0.000	1	
A 84 Keller, Tony	1 1	0 2	1 3	0.250	1 1	1 1	2 2	0.500	3 5	0.375	0 0	6.0	8	0.750	2	
A 85 Wilcox, Randy	0 0	0 0	0 0	---	0 0	0 0	0 0	---	0 0	---	0 0	0.0	0	---	0	
A 86 Jones, Grey	1 1	1 1	2 2	0.500	1 1	1 2	2 3	0.400	4 5	0.444	0 0	10.0	9	1.111	2	
A 87 Gauthier, Kyle	0 1	0 1	0 2	0.000	1 0	1 0	2 0	1.000	2 2	0.500	0 0	4.5	4	1.125	1	

		Singles		Singles		Singles		Singles Win		Doubles		Doubles		Doubles Win		Sngls + Dbls		Sngls + Dbls		Tiebreaker W's		Tiebreaker Ls		All-Star		Games Played		All-Star Point		Matches	
		301	Criкет	Record	%-age	Criкет	501	Record	%-age	Record	%-age	Record	Record	Win %-age	Record	Win %-age	Record	Record	Record	Record	Points	Points	Average	Average	Played	Played	Played	Played			
<b>B1/ Things That Bounce</b>		7	5	7	5	14	10	0.583	4	2	2	4	6	6	0.500	26	22	0.542	0	0	26.5	48	0.552								
B 10	McCartney, Joe	2	0	2	0	4	0	1.000	1	0	1	1	2	1	0.667	6	1	0.857	0	0	7.5	7	1.071	2							
B 11	Litzsinger, Mike	1	0	1	1	2	1	0.667	0	1	1	1	1	2	0.333	3	3	0.500	0	0	3.0	6	0.500	2							
B 12	Snyder, Mike	1	1	1	1	2	2	0.500	2	0	0	2	2	2	0.500	4	4	0.500	0	0	4.0	8	0.500	2							
B 13	Snyder, Gary	0	2	0	1	0	3	0.000	1	1	0	1	1	2	0.333	1	5	0.167	0	0	1.0	6	0.167	2							
B 14	Veith, Matt	0	0	0	0	0	0	---	0	0	0	0	0	0	---	0	0	---	0	0	0.0	0	---	0							
B 15	Iager, John	1	0	1	0	2	0	1.000	0	1	0	0	0	1	0.000	2	1	0.667	0	0	0.0	3	0.000	1							
B 16	Sheer, Andy	1	0	2	0	3	0	1.000	1	1	1	1	2	2	0.500	5	2	0.714	0	0	4.5	7	0.643	2							
B 17	Winters, Tom "Tiny"	1	1	0	2	1	3	0.250	2	0	0	2	2	2	0.500	3	5	0.375	0	0	6.5	8	0.813	2							
B 18	Gallagher, Jim	0	1	0	0	0	1	0.000	1	0	1	0	2	0	1.000	2	1	0.667	0	0	0.0	3	0.000	1							
<b>B2/ Shooter McGavin</b>		4	8	5	7	9	15	0.375	3	3	6	0	9	3	0.750	27	21	0.563	0	0	17.5	48	0.365								
B 20	Knott, Ronnie	1	1	0	2	1	3	0.250	1	1	2	0	3	1	0.750	4	4	0.500	0	0	0.0	8	0.000	2							
B 21	Knott, Ryan	0	2	1	0	1	2	0.333	1	1	2	0	3	1	0.750	4	3	0.571	0	0	1.0	7	0.143	2							
B 22	Sautter, Don	0	2	1	1	1	3	0.250	1	1	2	0	3	1	0.750	4	4	0.500	0	0	2.0	8	0.250	2							
B 23	Sautter, Scott	2	0	1	1	3	1	0.750	2	0	2	0	4	0	1.000	7	1	0.875	0	0	6.0	8	0.750	2							
B 24	Schon, Chris	0	1	0	2	0	3	0.000	0	2	2	0	2	2	0.500	2	5	0.286	0	0	3.5	7	0.500	2							
B 25	Howard, Brian	1	1	2	0	3	1	0.750	1	1	2	0	3	1	0.750	6	2	0.750	0	0	4.0	8	0.500	2							
B 26	Demler, John	0	1	0	1	0	2	0.000	0	0	0	0	0	0	---	0	2	0.000	0	0	1.0	2	0.500	1							
<b>B3/ DD 214</b>		8	4	7	5	15	9	0.625	3	3	1	5	4	8	0.333	23	25	0.479	8	0	26.0	48	0.542								
B 30	Guenther, George	2	0	1	1	3	1	0.750	1	0	0	1	1	1	0.500	4	2	0.667	1	0	3.0	6	0.500	2							
B 31	Gabry, Greg	0	1	0	0	0	1	0.000	0	1	0	1	0	2	0.000	0	3	0.000	1	0	0.0	3	0.000	1							
B 32	Brody, Kevin	0	1	0	1	0	2	0.000	0	1	0	1	0	2	0.000	0	4	0.000	0	0	3.0	4	0.750	1							
B 33	Thomas, Joe	1	0	1	1	2	1	0.667	1	1	0	2	1	3	0.250	3	4	0.429	1	0	8.0	7	1.143	2							
B 34	Long, Stephen	2	0	2	0	4	0	1.000	1	1	0	2	1	3	0.250	5	3	0.625	1	0	3.0	8	0.375	2							
B 35	Preciado, Amanda "Stitch"	1	1	1	1	2	2	0.500	1	0	0	2	1	2	0.333	3	4	0.429	1	0	3.0	7	0.429	2							
B 36	Hunsberger, Jim	1	0	1	0	2	0	1.000	1	1	1	1	2	2	0.500	4	2	0.667	1	0	3.0	6	0.500	2							
B 37	Beard, Tommy	0	1	1	0	1	1	0.500	1	0	1	0	2	0	1.000	3	1	0.750	1	0	3.0	4	0.750	1							
B 38	Goss, Matt	1	0	0	1	1	1	0.500	0	1	0	0	0	1	0.000	1	2	0.333	1	0	0.0	3	0.000	1							
<b>B4/ Kiss This Crüe</b>		5	7	5	7	10	14	0.417	2	4	3	3	5	7	0.417	20	28	0.417	0	9	42.0	48	0.875								
B 40	Phillips, Julie	1	1	0	2	1	3	0.250	0	2	1	1	1	3	0.250	2	6	0.250	0	1	5.5	8	0.688	2							
B 41	Bathurst, Alyssa	0	1	0	1	0	2	0.000	0	0	1	1	1	1	0.500	1	3	0.250	0	1	4.5	4	1.125	2							
B 42	Bathurst, Ryan	0	0	2	0	2	0	1.000	1	1	1	1	2	2	0.500	4	2	0.667	0	1	3.5	6	0.583	2							
B 43	Dillon, Matt	1	1	0	1	1	2	0.333	0	1	1	0	1	1	0.500	2	3	0.400	0	1	6.0	5	1.200	2							
B 44	Ellis, E.J.	1	1	0	1	1	2	0.333	0	1	0	1	0	2	0.000	1	4	0.200	0	1	1.0	5	0.200	2							
B 45	Bowman, Merrill	0	0	2	0	2	0	1.000	2	0	1	1	3	1	0.750	5	1	0.833	0	1	8.0	6	1.333	2							
B 46	Watson, Jeff, Jr.	0	0	0	2	0	2	0.000	0	2	1	0	1	2	0.333	1	4	0.200	0	1	8.0	5	1.600	2							
B 47	Taylor, Tisha	1	1	0	0	1	1	0.500	1	1	0	0	1	1	0.500	2	2	0.500	0	1	1.0	4	0.250	2							
B 48	Fischer, Dawnielle	0	1	0	0	0	1	0.000	0	0	0	0	0	0	---	0	1	0.000	0	0	0.0	1	0.000	1							
B 49	Whitehead, Lee	1	1	1	0	2	1	0.667	0	0	0	1	0	1	0.000	2	2	0.500	0	1	4.5	4	1.125	2							
<b>B5/ Red Eyed Jedis</b>		6	6	8	4	14	10	0.583	1	5	1	5	2	10	0.167	18	30	0.375	0	0	21.0	48	0.438								
B 50	Jones, Jeff	0	1	1	0	1	1	0.500	0	1	0	2	0	3	0.000	1	4	0.200	0	0	1.0	5	0.200	2							
B 51	Holland, Stephen	1	1	2	0	3	1	0.750	1	1	0	2	1	3	0.250	4	4	0.500	0	0	2.0	8	0.250	2							
B 52	Murdaugh, John	1	1	1	0	2	1	0.667	0	2	0	1	0	3	0.000	2	4	0.333	0	0	2.0	6	0.333	2							
B 53	Crumpler, Greg	0	1	0	1	0	2	0.000	0	2	1	0	1	2	0.333	1	4	0.200	0	0	0.0	5	0.000	2							
B 54	Ridenour, Ron	1	0	0	2	1	2	0.333	0	0	1	1	1	1	0.500	2	3	0.400	0	0	3.5	5	0.700	2							
B 55	Wells, John	0	1	0	0	0	1	0.000	1	0	0	1	1	1	0.500	1	2	0.333	0	0	1.0	3	0.333	1							
B 56	Sellers, Mark	1	1	2	0	3	1	0.750	0	2	0	1	0	3	0.000	3	4	0.429	0	0	8.0	7	1.143	2							
B 57	Rodgers, Trey	2	0	2	0	4	0	1.000	0	2	0	1	0	3	0.000	4	3	0.571	0	0	3.5	7	0.500	2							
B 58	Sarantos, Alex	0	0	0	1	0	1	0.000	0	0	0	1	0	1	0.000	0	2	0.000	0	0	0.0	2	0.000	1							
<b>B6/ One Armed Bandits</b>		6	6	2	10	8	16	0.333	4	2	2	4	6	6	0.500	20	28	0.417	0	0	21.5	48	0.448								
B 60	Kiser, Lyman	0	2	0	2	0	4	0.000	0	1	0	1	0	2	0.000	0	6	0.000	0	0	0.0	6	0.000	1							
B 61	Richardson, Shane	1	0	0	1	1	1	0.500	1	0	0	1	1	1	0.500	2	2	0.500	0	0	1.5	4	0.375	1							
B 62	White, Jim	2	0	2	0	4	0	1.000	1	1	1	1	2	2	0.500	6	2	0.750	0	0	5.5	8	0.688	2							
B 63	Caldwell, Greg	0	1	0	1	0	2	0.000	0	0	0	0	0	0	---	0	2	0.000	0	0	0.0	2	0.000	1							
B 64	Hansen, Josh	1	1	0	2	1	3	0.250	2	1	1	2	3	3	0.500	4	6	0.400	0	0	2.5	10	0.250	2							
B 65	Lewis, Dave	0	0	0	0	0	0	---	0	0	0	0	0	0	---	0	0	---	0	0	0.0	0	---	0							
B 66	Murphy, Phil	1	1	0	2	1	3	0.250	1	1	0	2	1	3	0.250	2	6	0.250	0	0	2.5	8	0.313	2							
B 67	Trefzger, Ken	1	1	0	2	1	3	0.250	2	0	1	1	3	1	0.750	4	4	0.500	0	0	9.5	8	1.188	2							
B 68	Hughes, Lord	0	0	0	0	0																									

	Singles 301	Singles Cricket	Singles Record	Singles Win %-age	Doubles Cricket	Doubles 501	Doubles Record	Doubles Win %-age	Sngls + Dbls Record	Sngls + Dbls Win %-age	Tiebreaker Ws	Tiebreaker Ls	All-Star Points	Games Played	All-Star Point Average	Matches Played
C1/ Nine Lives	5 1	5 1	10 2	0.833	3 0	2 1	5 1	0.833	20 4	0.833	0 0	15.5	24	0.646		
C 10 Romanchek, David	0 1	0 0	0 1	0.000	1 0	0 0	1 0	1.000	1 1	0.500	0 0	1.5	2	0.750	1	
C 11 Smith, Butch	1 0	1 0	2 0	1.000	1 0	1 0	2 0	1.000	4 0	1.000	0 0	3.0	4	0.750	1	
C 12 Cople, Matthew	1 0	1 0	2 0	1.000	1 0	1 0	2 0	1.000	4 0	1.000	0 0	2.0	4	0.500	1	
C 13 Mays, John	1 0	1 0	2 0	1.000	1 0	0 1	1 1	0.500	3 1	0.750	0 0	3.5	4	0.875	1	
C 14 Marsden, James	1 0	0 1	1 1	0.500	0 0	1 0	1 0	1.000	2 1	0.667	0 0	1.0	3	0.333	1	
C 15 Gibson, Jack	0 0	0 0	0 0	---	0 0	0 0	0 0	---	0 0	---	0 0	0.0	0	---	0	
C 16 Keever, David	0 0	1 0	1 0	1.000	1 0	1 0	2 0	1.000	3 0	1.000	0 0	3.5	3	1.167	1	
C 17 Porcelli, Robb	1 0	1 0	2 0	1.000	1 0	0 1	1 1	0.500	3 1	0.750	0 0	1.0	4	0.250	1	
C2/ Cheap Shots	5 7	10 2	15 9	0.625	3 3	5 1	8 4	0.667	31 17	0.646	8 0	31.5	48	0.656		
C 20 Buckman, David	0 2	2 0	2 2	0.500	1 1	2 0	3 1	0.750	5 3	0.625	1 0	6.5	8	0.813	2	
C 21 Burney, Gary	0 2	0 0	0 2	0.000	0 0	2 0	2 0	1.000	2 2	0.500	1 0	1.0	4	0.250	2	
C 22 Hindle, Mikey	2 0	1 1	3 1	0.750	1 1	1 1	2 2	0.500	5 3	0.625	1 0	5.0	8	0.625	2	
C 23 Hall, Josh	1 1	2 0	3 1	0.750	1 1	2 0	3 1	0.750	6 2	0.750	1 0	7.5	8	0.938	2	
C 24 Witz, Steve	1 1	2 0	3 1	0.750	0 2	2 0	2 2	0.500	5 3	0.625	1 0	4.5	8	0.563	2	
C 25 James, Bob	0 0	1 1	1 1	0.500	1 0	0 1	1 1	0.500	2 2	0.500	1 0	2.5	4	0.625	2	
C 26 Murdock, Jim	0 0	2 0	2 0	1.000	0 1	1 0	1 1	0.500	3 1	0.750	1 0	2.5	4	0.625	2	
C 27 Bemis, Matt	1 1	0 0	1 1	0.500	2 0	0 0	2 0	1.000	3 1	0.750	1 0	2.0	4	0.500	2	
C3/ Menace 2 Sobriety	5 7	6 6	11 13	0.458	1 5	3 3	4 8	0.333	19 29	0.396	7 0	21.5	48	0.448		
C 30 Johnson, Dave	1 1	2 0	3 1	0.750	0 2	1 1	1 3	0.250	4 4	0.500	1 0	3.0	8	0.375	2	
C 31 Bouchard, Keith	0 2	0 2	0 4	0.000	0 2	0 2	0 4	0.000	0 8	0.000	1 0	0.0	8	0.000	2	
C 32 White, J.J.	2 0	2 0	4 0	1.000	0 2	1 1	1 3	0.250	5 3	0.625	1 0	7.0	8	0.875	2	
C 33 McCartney, Eric	2 0	0 2	2 2	0.500	1 1	2 0	3 1	0.750	5 3	0.625	1 0	3.5	8	0.438	2	
C 34 Polenz, Steve	0 2	1 1	1 3	0.250	1 1	2 0	3 1	0.750	4 4	0.500	1 0	5.5	8	0.688	2	
C 35 Staley, Shawn	0 2	1 1	1 3	0.250	0 1	0 2	0 3	0.000	1 6	0.143	1 0	2.5	7	0.357	2	
C 36 Kareiva, Keith	0 0	0 0	0 0	---	0 1	0 0	0 1	0.000	0 1	0.000	1 0	0.0	1	0.000	1	
C 37 Price, Brady	0 0	0 0	0 0	---	0 0	0 0	0 0	---	0 0	---	0 0	0.0	0	---	0	
C4/ Bangin' the Neighbors	3 3	4 2	7 5	0.583	2 1	3 0	5 1	0.833	17 7	0.708	0 0	15.0	24	0.625		
C 40 Stephenson, Scott	0 1	0 0	0 1	0.000	0 1	1 0	1 1	0.500	1 2	0.333	0 0	0.0	3	0.000	1	
C 41 Fisher, Jessie	1 0	0 1	1 1	0.500	0 1	0 0	0 1	0.000	1 2	0.333	0 0	1.0	3	0.333	1	
C 42 Citrak, Sheldon	0 0	0 0	0 0	---	0 0	0 0	0 0	---	0 0	---	0 0	0.0	0	---	0	
C 43 Collins, Craig	0 0	1 0	1 0	1.000	1 0	1 0	2 0	1.000	3 0	1.000	0 0	3.0	3	1.000	1	
C 44 Wilson, Chris	1 0	1 0	2 0	1.000	1 0	1 0	2 0	1.000	4 0	1.000	0 0	3.0	4	0.750	1	
C 45 Stewart, Colleen	0 1	0 1	0 2	0.000	0 0	1 0	1 0	1.000	1 2	0.333	0 0	0.0	3	0.000	1	
C 46 Bottomley, Kevin	0 1	1 0	1 1	0.500	1 0	1 0	2 0	1.000	3 1	0.750	0 0	7.0	4	1.750	1	
C 47 Hudson, Dallas	1 0	1 0	2 0	1.000	1 0	1 0	2 0	1.000	4 0	1.000	0 0	1.0	4	0.250	1	
C5/ Sharky's Machine	4 8	3 9	7 17	0.292	1 5	1 5	2 10	0.167	11 37	0.229	0 0	10.0	48	0.208		
C 50 Fink, Scott	0 2	0 1	0 3	0.000	1 0	0 2	1 2	0.333	1 5	0.167	0 0	2.0	6	0.333	2	
C 51 Allison, Frank	0 2	0 2	0 4	0.000	0 1	0 0	0 1	0.000	0 5	0.000	0 0	3.0	5	0.600	2	
C 52 Bateman, Jimmy	1 1	1 1	2 2	0.500	0 2	1 1	1 3	0.250	3 5	0.375	0 0	1.0	8	0.125	2	
C 53 Borgia, Pete	0 1	0 2	0 3	0.000	1 1	0 2	1 3	0.250	1 6	0.143	0 0	3.0	7	0.429	2	
C 54 Barrett, Darren	2 0	0 2	2 2	0.500	0 1	0 2	0 3	0.000	2 5	0.286	0 0	0.0	7	0.000	2	
C 55 Schaefer, Dan	0 2	0 0	0 2	0.000	0 2	0 1	0 3	0.000	0 5	0.000	0 0	0.0	5	0.000	2	
C 56 Kruger, Lonny	0 0	1 1	1 1	0.500	0 2	1 1	1 3	0.250	2 4	0.333	0 0	1.0	6	0.167	2	
C 57 Schaefer, John	1 0	1 0	2 0	1.000	0 1	0 1	0 2	0.000	2 2	0.500	0 0	0.0	4	0.000	1	
C6/ Double In, Stumble Out	7 5	2 10	9 15	0.375	3 3	1 5	4 8	0.333	17 31	0.354	0 6	15.5	48	0.323		
C 60 Macias, Anthony	1 1	0 2	1 3	0.250	2 0	0 2	2 2	0.500	3 5	0.375	0 1	1.0	8	0.125	2	
C 61 Simpson, Aden	1 1	0 2	1 3	0.250	0 2	0 2	0 4	0.000	1 7	0.125	0 1	4.0	8	0.500	2	
C 62 Simpson, David	2 0	1 1	3 1	0.750	1 1	1 1	2 2	0.500	5 3	0.625	0 1	4.5	8	0.563	2	
C 63 Simpson, Tyler	1 1	1 1	2 2	0.500	2 0	1 1	3 1	0.750	5 3	0.625	0 1	4.0	8	0.500	2	
C 64 Thompson, Barry	2 0	0 2	2 2	0.500	1 1	0 2	1 3	0.250	3 5	0.375	0 1	2.0	8	0.250	2	
C 65 Blackwelder, Allyson	0 2	0 2	0 4	0.000	0 2	0 2	0 4	0.000	0 8	0.000	0 1	0.0	8	0.000	2	
C7/ Consistently Inconsistent	7 5	6 6	13 11	0.542	5 1	3 3	8 4	0.667	29 19	0.604	0 9	40.0	48	0.833		
C 70 Grubb, Ed	0 1	0 1	0 2	0.000	1 0	0 1	1 1	0.500	1 3	0.250	0 1	1.5	4	0.375	2	
C 71 Haynes, Chris	0 2	0 0	0 2	0.000	2 0	1 0	3 0	1.000	3 2	0.600	0 1	3.0	5	0.600	2	
C 72 Martin, Chris	0 1	0 0	0 1	0.000	0 0	0 0	0 0	---	0 1	0.000	0 1	0.0	1	0.000	1	
C 73 Moody, Chris	2 0	2 0	4 0	1.000	2 0	2 0	4 0	1.000	8 0	1.000	0 1	11.0	8	1.375	2	
C 74 Schmaus, Darren	2 0	1 0	3 0	1.000	2 0	0 2	2 2	0.500	5 2	0.714	0 1	2.5	7	0.357	2	
C 75 Bass, Joe	1 1	0 2	1 3	0.250	0 1	0 1	0 2	0.000	1 5	0.167	0 1	1.0	6	0.167	2	
C 76 Munsell, Jonathan	0 0	0 2	0 2	0.000	0 0	2 0	2 0	1.000	2 2	0.500	0 1	1.5	4	0.375	2	
C 77 Ehrmann, Rob	0 0	1 1	1 1	0.500	1 1	0 1	1 2	0.333	2 3	0.400	0 1	2.5	5	0.500	2	
C 78 McNamara, Tim	2 0	2 0	4 0	1.000	2 0	1 1	3 1	0.750	7 1	0.875	0 1	17.0	8	2.125	2	

	Singles 301		Singles Cricket		Singles Record		Singles Win %-age	Doubles Cricket		Doubles 501		Doubles Record		Doubles Win %-age	Sngls + Dbls Record		Sngls + Dbls Win %-age	Tiebreaker Ws	Tiebreaker Ls	All-Star Points	Games Played	All-Star Point Average	Matches Played
D1/ Garage, Inc.	2	4	2	4	4	8	0.333	0	3	1	2	1	5	0.167	6	18	0.250	0	0	7.5	24	0.313	
D 10 Long, Gary	0	1	1	0	1	1	0.500	0	1	1	0	1	1	0.500	2	2	0.500	0	0	0.0	4	0.000	1
D 11 Gardner, Mike	0	1	1	0	1	1	0.500	0	1	0	1	0	2	0.000	1	3	0.250	0	0	2.0	4	0.500	1
D 12 Ellington, Dave	1	0	0	1	1	1	0.500	0	1	0	1	0	2	0.000	1	3	0.250	0	0	1.5	4	0.375	1
D 13 Knight, Tim	0	0	0	0	0	0	---	0	0	0	0	0	0	---	0	0	---	0	0	0.0	0	---	0
D 14 Williams, Denny	0	1	0	1	0	2	0.000	0	1	0	1	0	2	0.000	0	4	0.000	0	0	1.0	4	0.250	1
D 15 Morin, Deane "Dino"	1	0	0	1	1	1	0.500	0	1	1	0	1	1	0.500	2	2	0.500	0	0	3.0	4	0.750	1
D 16 Long, Robert	0	1	0	1	0	2	0.000	0	1	0	1	0	2	0.000	0	4	0.000	0	0	0.0	4	0.000	1
D 17 Ellington, Jake	0	0	0	0	0	0	---	0	0	0	0	0	0	---	0	0	---	0	0	0.0	0	---	0
D2/ Projectile Dysfunction	6	6	5	7	11	13	0.458	5	1	4	2	9	3	0.750	29	19	0.604	0	0	21.0	48	0.438	
D 20 Clark, Dan	2	0	1	1	3	1	0.750	2	0	2	0	4	0	1.000	7	1	0.875	0	0	6.0	8	0.750	2
D 21 Smith, Brian	0	1	0	1	0	2	0.000	1	0	1	0	2	0	1.000	2	2	0.500	0	0	0.0	4	0.000	1
D 22 Tant, J.J.	0	2	2	0	2	2	0.500	2	0	2	0	4	0	1.000	6	2	0.750	0	0	6.5	8	0.813	2
D 23 Peterson, Chris	2	0	0	2	2	2	0.500	2	0	2	0	4	0	1.000	6	2	0.750	0	0	3.0	8	0.375	2
D 24 Steppe, Mike	1	1	1	1	2	2	0.500	2	0	1	1	3	1	0.750	5	3	0.625	0	0	2.5	8	0.313	2
D 25 Raymond, Ryan	1	0	1	1	2	1	0.667	1	1	0	2	1	3	0.250	3	4	0.429	0	0	3.0	7	0.429	2
D 26 Talley, Gray	0	2	0	1	0	3	0.000	0	1	0	1	0	2	0.000	0	5	0.000	0	0	0.0	5	0.000	2
D3/ My Cork Fell Out	4	8	3	9	7	17	0.292	1	5	2	4	3	9	0.250	13	35	0.271	0	0	8.5	48	0.177	
D 30 Jeffcoat, Angela	0	2	0	2	0	4	0.000	0	2	1	1	1	3	0.250	1	7	0.125	0	0	2.5	8	0.313	2
D 31 Mozzetti, Petra	0	2	0	2	0	4	0.000	0	2	1	1	1	3	0.250	1	7	0.125	0	0	0.0	8	0.000	2
D 32 Yang, Rob	0	0	0	0	0	0	---	0	0	0	0	0	0	---	0	0	---	0	0	0.0	0	---	0
D 33 Ackerman, Travis	2	0	1	1	3	1	0.750	0	2	1	1	1	3	0.250	4	4	0.500	0	0	1.5	8	0.188	2
D 34 Hamilton, Dawn	1	1	1	1	2	2	0.500	0	2	0	2	0	4	0.000	2	6	0.250	0	0	1.0	8	0.125	2
D 35 Fleener, Michael	0	2	1	1	1	3	0.250	1	1	1	1	2	2	0.500	3	5	0.375	0	0	2.0	8	0.250	2
D 36 Venable, Mike	1	1	0	2	1	3	0.250	1	1	0	2	1	3	0.250	2	6	0.250	0	0	1.5	8	0.188	2
D 37 (paid - but unfilled)	0	0	0	0	0	0	---	0	0	0	0	0	0	---	0	0	---	0	0	0.0	0	---	0
D4/ Big Bulls	3	3	2	4	5	7	0.417	1	2	2	1	3	3	0.500	11	13	0.458	0	0	12.5	24	0.521	
D 40 Toolan, Chris	0	1	0	2	0	3	0.000	1	1	1	0	2	1	0.667	2	4	0.333	0	0	1.0	6	0.167	1
D 41 Reinert, Kevin	0	1	0	1	0	2	0.000	0	1	1	0	1	1	0.500	1	3	0.250	0	0	3.0	4	0.750	1
D 42 Fitzgerald, Dennis	0	0	0	0	0	0	---	0	0	0	0	0	0	---	0	0	---	0	0	0.0	0	---	0
D 43 Talton, Chris	0	1	0	1	0	2	0.000	1	0	1	1	2	1	0.667	2	3	0.400	0	0	2.5	5	0.500	1
D 44 Irby, Jason	2	0	1	0	3	0	1.000	0	1	0	1	0	2	0.000	3	2	0.600	0	0	2.5	5	0.500	1
D 45 Stewart, Kevin	1	0	1	0	2	0	1.000	0	1	1	0	1	1	0.500	3	1	0.750	0	0	3.5	4	0.875	1
D 46 McWhorter, Mike	0	0	0	0	0	0	---	0	0	0	0	0	0	---	0	0	---	0	0	0.0	0	---	0
D 47 Golub, Gregg	0	0	0	0	0	0	---	0	0	0	0	0	0	---	0	0	---	0	0	0.0	0	---	0
D 48 Flanagan, Stephen	0	0	0	0	0	0	---	0	0	0	0	0	0	---	0	0	---	0	0	0.0	0	---	0
D5/ Show Me Your Tips	7	5	8	4	15	9	0.625	5	1	3	3	8	4	0.667	31	17	0.646	0	0	29.0	48	0.604	
D 50 Powell, Lee	1	1	2	0	3	1	0.750	2	0	0	2	2	2	0.500	5	3	0.625	0	0	7.0	8	0.875	2
D 51 Bushman, Brad	1	1	0	2	1	3	0.250	2	0	1	1	3	1	0.750	4	4	0.500	0	0	3.0	8	0.375	2
D 52 Bialaszewski, Rich	0	2	1	1	1	3	0.250	3	0	0	2	3	2	0.600	4	5	0.444	0	0	7.0	9	0.778	2
D 53 Haitcock, Lee	1	0	1	0	2	0	1.000	0	1	1	0	1	1	0.500	3	1	0.750	0	0	2.0	4	0.500	1
D 54 Raquet, Mike	2	0	3	0	5	0	1.000	2	0	1	1	3	1	0.750	8	1	0.889	0	0	6.0	9	0.667	2
D 55 Blake, Terry	2	1	1	1	3	2	0.600	1	1	3	0	4	1	0.800	7	3	0.700	0	0	4.0	10	0.400	2
D 56 Lane, Bob	0	0	0	0	0	0	---	0	0	0	0	0	0	---	0	0	---	0	0	0.0	0	---	0
D6/ Bulls Up	7	5	11	1	18	6	0.750	3	3	3	3	6	6	0.500	30	18	0.625	0	0	15.5	48	0.323	
D 60 Butterworth, Dan	1	0	2	0	3	0	1.000	1	1	1	0	2	1	0.667	5	1	0.833	0	0	2.5	6	0.417	2
D 61 Butterworth, Jim	0	2	2	0	2	2	0.500	1	1	1	0	2	1	0.667	4	3	0.571	0	0	6.5	7	0.929	2
D 62 Frederick, Karl	1	1	2	0	3	1	0.750	1	1	1	0	2	1	0.667	5	2	0.714	0	0	1.0	7	0.143	2
D 63 O'Toole, Mike	2	0	2	0	4	0	1.000	1	0	2	0	3	0	1.000	7	0	1.000	0	0	2.0	7	0.286	2
D 64 Graves, Julie	1	1	0	0	1	1	0.500	0	1	1	1	1	2	0.333	2	3	0.400	0	0	0.0	5	0.000	2
D 65 Sessoms, DeWayne	0	1	1	0	1	1	0.500	1	1	0	2	1	3	0.250	2	4	0.333	0	0	1.5	6	0.250	2
D 66 Arnold, Jimmy	1	0	1	1	2	1	0.667	1	1	0	2	1	3	0.250	3	4	0.429	0	0	1.0	7	0.143	2
D 67 Robertson, Phil	1	0	1	0	2	0	1.000	0	0	0	1	0	1	0.000	2	1	0.667	0	0	1.0	3	0.333	1
D7/ WINNAU	7	5	5	7	12	12	0.500	3	3	3	3	6	6	0.500	24	24	0.500	0	0	24.0	48	0.500	
D 70 Kubel, Nicole	2	0	1	1	3	1	0.750	2	0	1	1	3	1	0.750	6	2	0.750	0	0	3.5	8	0.438	2
D 71 Kubel, Tom "Q-Ball"	0	2	0	2	0	4	0.000	0	1	0	2	0	3	0.000	0	7	0.000	0	0	1.5	7	0.214	2
D 72 Roberts, Mike	1	1	0	1	1	2	0.333	0	2	0	0	0	2	0.000	1	4	0.200	0	0	0.0	5	0.000	2
D 73 Cruze, Michael	0	0	0	1	0	1	0.000	0	1	0	1	0	2	0.000	0	3	0.000	0	0	0.0	3	0.000	1
D 74 Trufflaro, Lou	0	0	0	0	0	0	---	0	0	0	0	0	0	---	0	0	---	0	0	0.0	0	---	0
D 75 Azevedo, Angelo	1	1	2	0	3	1	0.750	1	1	1	1	2	2	0.500	5	3	0.625	0	0	8.0	8	1.000	2
D 76 Lueneburg, Randy	2	0	1	1	3	1	0.750	1	1	2	0	3	1	0.750	6	2	0.750	0	0	5.5	8	0.688	2
D 77 Connell, Jamie	0	0	0	0	0	0	---	0	0	1	0	1	0	1.000	1	0	1.000	0	0	0.0	1	0.000	1
D 78 Cotton, Barbara	1	1	1	1	2	2	0.500	2	0	1	1	3	1	0.750	5	3	0.625	0	0	5.5	8	0.688	2

	Singles 301	Singles Cricket	Singles Record	Singles Win %-age	Doubles Cricket	Doubles 501	Doubles Record	Doubles Win %-age	Sngls + Dbls Record	Sngls + Dbls Win %-age	Tiebreaker Ws	Tiebreaker Ls	All-Star Points	Games Played	All-Star Point Average	Matches Played
E1/ Game of Throws	4 2	2 4	6 6	0.500	3 0	1 2	4 2	0.667	14 10	0.583	0 0	5.5	24	0.229		
E 10 Bordeau, Eric	0 1	0 1	0 2	0.000	1 0	0 1	1 1	0.500	1 3	0.250	0 0	0.0	4	0.000	1	
E 11 Montesi, Chris	1 0	1 0	2 0	1.000	1 0	0 1	1 1	0.500	3 1	0.750	0 0	3.5	4	0.875	1	
E 12 Rudy, Jeff	2 0	0 1	2 1	0.667	1 0	0 1	1 1	0.500	3 2	0.600	0 0	2.0	5	0.400	1	
E 13 Smelik, Gene	0 1	0 1	0 2	0.000	1 0	1 0	2 0	1.000	2 2	0.500	0 0	0.0	4	0.000	1	
E 14 Smelik, Pat	1 0	1 0	2 0	1.000	1 0	1 0	2 0	1.000	4 0	1.000	0 0	0.0	4	0.000	1	
E 15 Reigher, Marty	0 0	0 0	0 0	---	0 0	0 0	0 0	---	0 0	---	0 0	0.0	0	---	0	
E 16 Moore, Chris	0 0	0 0	0 0	---	0 0	0 0	0 0	---	0 0	---	0 0	0.0	0	---	0	
E 17 Compton, Russ	0 0	0 1	0 1	0.000	1 0	0 1	1 1	0.500	1 2	0.333	0 0	0.0	3	0.000	1	
E 18 Jessup, Pete	0 0	0 0	0 0	---	0 0	0 0	0 0	---	0 0	---	0 0	0.0	0	---	0	
E2/ Just the Tip	5 7	7 5	12 12	0.500	3 3	3 3	6 6	0.500	24 24	0.500	0 0	24.0	48	0.500		
E 20 Cashin, Jeff	0 0	2 0	2 0	1.000	0 2	1 1	1 3	0.250	3 3	0.500	0 0	6.0	6	1.000	2	
E 21 Adams, Brad	0 0	2 0	2 0	1.000	1 1	2 0	3 1	0.750	5 1	0.833	0 0	8.0	6	1.333	2	
E 22 Stoakes, Eric	0 2	1 1	1 3	0.250	1 0	0 1	1 1	0.500	2 4	0.333	0 0	1.0	6	0.167	2	
E 23 Stuckey, Rob	1 0	0 2	1 2	0.333	1 1	1 0	2 1	0.667	3 3	0.500	0 0	1.0	6	0.167	2	
E 24 Palmisano, Andrew	0 0	1 1	1 1	0.500	0 2	1 1	1 3	0.250	2 4	0.333	0 0	2.0	6	0.333	2	
E 25 Champion, Steve	0 2	0 0	0 2	0.000	0 0	0 1	0 1	0.000	0 3	0.000	0 0	0.0	3	0.000	2	
E 26 Theleman, Dave	0 2	0 0	0 2	0.000	1 0	0 2	1 2	0.333	1 4	0.200	0 0	1.5	5	0.300	2	
E 27 Bartell, B.J.	2 0	1 1	3 1	0.750	1 0	1 0	2 0	1.000	5 1	0.833	0 0	3.5	6	0.583	2	
E 28 Landrum, Jon	1 0	0 0	1 0	1.000	0 0	0 0	0 0	---	1 0	1.000	0 0	1.0	1	1.000	1	
E 29 Nourse, Andy	1 1	0 0	1 1	0.500	1 0	0 0	1 0	1.000	2 1	0.667	0 0	0.0	3	0.000	2	
E3/ Why So Serious?	8 4	7 5	15 9	0.625	4 2	5 1	9 3	0.750	33 15	0.688	0 0	19.5	48	0.406		
E 30 Cannizzaro, Anthony	1 1	2 0	3 1	0.750	2 0	2 0	4 0	1.000	7 1	0.875	0 0	10.5	8	1.313	2	
E 31 Cannizzaro, Tyler	0 0	1 1	1 1	0.500	0 0	1 1	1 1	0.500	2 2	0.500	0 0	2.0	4	0.500	2	
E 32 Leonard, Bill	0 1	0 0	0 1	0.000	0 1	0 0	0 1	0.000	0 2	0.000	0 0	0.0	2	0.000	1	
E 33 Blanchard, Jeff	1 0	0 0	1 0	1.000	0 0	1 0	1 0	1.000	2 0	1.000	0 0	0.0	2	0.000	1	
E 34 Havens, Lincoln	1 1	0 0	1 1	0.500	0 2	1 0	1 2	0.333	2 3	0.400	0 0	0.0	5	0.000	2	
E 35 Havens, Matt	0 0	0 2	0 2	0.000	0 1	0 1	0 2	0.000	0 4	0.000	0 0	1.0	4	0.250	2	
E 36 Bumpass, Mike	1 1	1 1	2 2	0.500	2 0	2 0	4 0	1.000	6 2	0.750	0 0	0.0	8	0.000	2	
E 37 Cole, Mike	2 0	2 0	4 0	1.000	2 0	2 0	4 0	1.000	8 0	1.000	0 0	6.0	8	0.750	2	
E 38 Rice, Teddy	2 0	1 1	3 1	0.750	2 0	1 0	3 0	1.000	6 1	0.857	0 0	0.0	7	0.000	2	
E4/ Red-eye Rangers	2 4	3 3	5 7	0.417	1 2	1 2	2 4	0.333	9 15	0.375	0 0	8.0	24	0.333		
E 40 Kunes, Joe	0 1	0 0	0 1	0.000	0 1	0 0	0 1	0.000	0 2	0.000	0 0	0.0	2	0.000	1	
E 41 Rouse, Chuck	0 1	0 1	0 2	0.000	0 0	1 0	1 0	1.000	1 2	0.333	0 0	0.0	3	0.000	1	
E 42 Mitchell, Bill	0 0	1 0	1 0	1.000	0 1	0 1	0 2	0.000	1 2	0.333	0 0	0.0	3	0.000	1	
E 43 Kirkpatrick, Scott	0 1	1 0	1 1	0.500	0 1	1 0	1 1	0.500	2 2	0.500	0 0	5.0	4	1.250	1	
E 44 Raper, Jerome	1 0	0 1	1 1	0.500	0 1	0 1	0 2	0.000	1 3	0.250	0 0	2.0	4	0.500	1	
E 45 Millican, Craig	0 0	0 0	0 0	---	0 0	0 0	0 0	---	0 0	---	0 0	0.0	0	---	0	
E 46 Powell, Mark	0 1	0 1	0 2	0.000	1 0	0 1	1 1	0.500	1 3	0.250	0 0	0.0	4	0.000	1	
E 47 Powell, Zach	1 0	1 0	2 0	1.000	1 0	0 1	1 1	0.500	3 1	0.750	0 0	1.0	4	0.250	1	
E 48 Barnes, Will	0 0	0 0	0 0	---	0 0	0 0	0 0	---	0 0	---	0 0	0.0	0	---	0	
E5/ Shark Shooters	6 6	7 5	13 11	0.542	2 4	4 2	6 6	0.500	25 23	0.521	0 0	19.0	48	0.396		
E 50 Stacy, Rod	0 0	0 0	0 0	---	1 0	1 0	2 0	1.000	2 0	1.000	0 0	0.0	2	0.000	1	
E 51 Stacy, Michelle	0 1	0 0	0 1	0.000	0 0	0 2	0 2	0.000	0 3	0.000	0 0	0.0	3	0.000	2	
E 52 Mitchell, Liz	0 1	0 1	0 2	0.000	0 1	0 1	0 2	0.000	0 4	0.000	0 0	0.0	4	0.000	2	
E 53 Anderson, Ryan	1 1	2 0	3 1	0.750	1 1	1 1	2 2	0.500	5 3	0.625	0 0	6.0	8	0.750	2	
E 54 Mercer, Dave	1 1	2 0	3 1	0.750	1 1	1 0	2 1	0.667	5 2	0.714	0 0	3.0	7	0.429	2	
E 55 Taylor, Eric	2 0	0 2	2 2	0.500	0 1	1 0	1 1	0.500	3 3	0.500	0 0	3.0	6	0.500	2	
E 56 Weimers, Drew	0 0	0 0	0 0	---	0 0	0 0	0 0	---	0 0	---	0 0	0.0	0	---	0	
E 57 Dzengeleski, Julie	0 0	0 2	0 2	0.000	0 1	1 0	1 1	0.500	1 3	0.250	0 0	0.0	4	0.000	2	
E 58 Dzengeleski, Jimmy	2 0	2 0	4 0	1.000	0 2	2 0	2 2	0.500	6 2	0.750	0 0	3.0	8	0.375	2	
E 59 Welborn, Tim	0 2	1 0	1 2	0.333	1 1	1 0	2 1	0.667	3 3	0.500	0 0	4.0	6	0.667	2	
E6/ Taylor and the Swinging Richard	4 8	7 5	11 13	0.458	3 3	2 4	5 7	0.417	21 27	0.438	0 0	15.5	48	0.323		
E 60 Gagner, Chris	1 1	1 1	2 2	0.500	1 1	1 0	2 1	0.667	4 3	0.571	0 0	2.5	7	0.357	2	
E 61 Theall, Ken	0 0	0 0	0 0	---	0 0	0 0	0 0	---	0 0	---	0 0	0.0	0	---	0	
E 62 Caldwell, Taylor	1 1	0 0	1 1	0.500	1 1	1 1	2 2	0.500	3 3	0.500	0 0	1.5	6	0.250	2	
E 63 Dehnel, Sebastian	0 2	2 0	2 2	0.500	1 1	0 2	1 3	0.250	3 5	0.375	0 0	2.0	8	0.250	2	
E 64 Looney, JoDon	1 1	0 2	1 3	0.250	1 1	0 0	1 1	0.500	2 4	0.333	0 0	0.0	6	0.000	2	
E 65 Zuttel, Joe	0 0	0 0	0 0	---	0 0	0 0	0 0	---	0 0	---	0 0	0.0	0	---	0	
E 66 Swartzel, David	1 1	0 0	1 1	0.500	1 1	1 1	2 2	0.500	3 3	0.500	0 0	2.0	6	0.333	2	
E 67 Hadley, Chris	0 0	2 0	2 0	1.000	1 1	1 1	2 2	0.500	4 2	0.667	0 0	4.5	6	0.750	2	
E 68 Neff, Josh	0 0	1 1	1 1	0.500	0 0	0 2	0 2	0.000	1 3	0.250	0 0	3.0	4	0.750	2	
E 69 Zuttel, Paul	0 2	1 1	1 3	0.250	0 0	0 1	0 1	0.000	1 4	0.200	0 0	0.0	5	0.000	2	
E7/ Chalker's Nightmare	7 5	3 9	10 14	0.417	2 4	2 4	4 8	0.333	18 30	0.375	0 0	34.5	48	0.719		
E 70 Moulden, Jeremy	1 0	0 1	1 1	0.500	1 0	1 0	2 0	1.000	3 1	0.750	0 0	2.0	4	0.500	1	
E 71 Ball, Pat	2 0	0 2	2 2	0.500	0 2	0 2	0 4	0.000	2 6	0.250	0 0	8.0	8	1.000	2	
E 72 Zelinack, Jason	2 0	2 0	4 0	1.000	1 1	1 1	2 2	0.500	6 2	0.750	0 0	12.5	8	1.563	2	
E 73 Berman, Brian	0 1	0 1	0 2	0.000	0 2	1 0	1 2	0.333	1 4	0.200	0 0	1.0	5	0.200	2	
E 74 Crowe, Jason	0 2	0 2	0 4	0.000	0 1	1 1	1 2	0.333	1 6	0.143	0 0	4.5	7	0.643	2	
E 75 Peele, Jim	2 0	0 2	2 2	0.500	0 2	0 2	0 4	0.000	2 6	0.250	0 0	1.0	8	0.125	2	
E 76 Powell, David	0 2	1 1	1 3	0.250	2 0	0 2	2 2	0.500	3 5	0.375	0 0	5.5	8	0.688	2	
E 77 Brownd, Anthony	0 0	0 0	0 0	---	0 0	0 0	0 0	---	0 0	---	0 0	0.0	0	---	0	
E 78 Basnight, Chad	0 0	0 0	0 0	---	0 0	0 0	0 0	---	0 0	---	0 0	0.0	0	---	0	



	Singles 301	Singles Cricket	Singles Record	Singles Win %-age	Doubles Cricket	Doubles 501	Doubles Record	Doubles Win %-age	Sngls + Dbls Record	Sngls + Dbls Win %-age	Tiebreaker Ws	Tiebreaker Ls	All-Star Points	Games Played	All-Star Point Average	Matches Played
<b>F1/ Hump Day!</b>	8 4	7 5	15 9	0.625	3 3	4 2	7 5	0.583	29 19	0.604	0 0	22.0	48	0.458		
F 10 Rutten, Pete	1 1	1 0	2 1	0.667	1 0	2 0	3 0	1.000	5 1	0.833	0 0	3.0	6	0.500	2	
F 11 Deemer, Randy	1 0	2 0	3 0	1.000	1 1	1 1	2 2	0.500	5 2	0.714	0 0	5.0	7	0.714	2	
F 12 Baldwin, Randy	1 0	1 0	2 0	1.000	0 1	1 0	1 1	0.500	3 1	0.750	0 0	3.5	4	0.875	1	
F 13 Todd, Patrick	0 2	0 2	0 4	0.000	1 1	1 0	2 1	0.667	2 5	0.286	0 0	1.5	7	0.214	2	
F 14 Bush, Jim	0 1	0 0	0 1	0.000	0 0	1 0	1 0	1.000	1 1	0.500	0 0	0.0	2	0.000	1	
F 15 Warshawsky, Larry	0 0	0 0	0 0	---	0 0	0 0	0 0	---	0 0	---	0 0	0.0	0	---	0	
F 16 McEwen, William	2 0	0 2	2 2	0.500	1 1	1 0	2 1	0.667	4 3	0.571	0 0	1.0	7	0.143	2	
F 17 Moore, Mark	1 0	1 1	2 1	0.667	1 1	1 1	2 2	0.500	4 3	0.571	0 0	4.0	7	0.571	2	
F 18 Krestalude, Andy	2 0	2 0	4 0	1.000	1 1	0 2	1 3	0.250	5 3	0.625	0 0	4.0	8	0.500	2	
<b>F2/ The Coral Reefers</b>	4 8	5 7	9 15	0.375	0 6	3 3	3 9	0.250	15 33	0.313	0 0	10.0	48	0.208		
F 20 Thorne, Marshall	1 0	1 1	2 1	0.667	0 2	1 1	1 3	0.250	3 4	0.429	0 0	2.5	7	0.357	2	
F 21 Thorne, Jake	0 2	0 1	0 3	0.000	0 1	1 1	1 2	0.333	1 5	0.167	0 0	1.0	6	0.167	2	
F 22 Colton, Mitch	0 0	0 0	0 0	---	0 0	0 0	0 0	---	0 0	---	0 0	0.0	0	---	0	
F 23 Carroll, Josh	1 0	0 1	1 1	0.500	0 1	0 0	0 1	0.000	1 2	0.333	0 0	0.0	3	0.000	1	
F 24 Jarvah, Sean	1 0	0 1	1 1	0.500	0 1	0 0	0 1	0.000	1 2	0.333	0 0	0.0	3	0.000	1	
F 25 Patskoski, Jason	1 1	2 0	3 1	0.750	0 2	1 1	1 3	0.250	4 4	0.500	0 0	2.0	8	0.250	2	
F 26 Britt, Jacob	0 2	2 0	2 2	0.500	0 2	1 1	1 3	0.250	3 5	0.375	0 0	2.5	8	0.313	2	
F 27 Smith, Van	0 2	0 1	0 3	0.000	0 1	1 1	1 2	0.333	1 5	0.167	0 0	2.0	6	0.333	2	
F 28 Hodge, Eric	0 1	0 2	0 3	0.000	0 2	1 1	1 3	0.250	1 6	0.143	0 0	0.0	7	0.000	2	
<b>F3/ Death Throw</b>	6 6	5 7	11 13	0.458	4 2	1 5	5 7	0.417	21 27	0.438	0 0	15.0	48	0.313		
F 30 Willis, Tolson	0 1	0 1	0 2	0.000	1 0	0 1	1 1	0.500	1 3	0.250	0 0	2.0	4	0.500	1	
F 31 Hogan, Neal	0 2	1 1	1 3	0.250	1 1	0 2	1 3	0.250	2 6	0.250	0 0	3.0	8	0.375	2	
F 32 Bosier, Sean	2 0	2 0	4 0	1.000	2 0	1 1	3 1	0.750	7 1	0.875	0 0	1.5	8	0.188	2	
F 33 Thompson, Ben	2 0	1 1	3 1	0.750	1 1	0 1	1 2	0.333	4 3	0.571	0 0	3.5	7	0.500	2	
F 34 Mathews, Dave	0 2	0 1	0 3	0.000	1 1	0 2	1 3	0.250	1 6	0.143	0 0	1.0	7	0.143	2	
F 35 Willis, Zack	0 0	0 0	0 0	---	0 0	0 0	0 0	---	0 0	---	0 0	0.0	0	---	0	
F 36 Willis, Angie	0 0	0 0	0 0	---	0 0	0 0	0 0	---	0 0	---	0 0	0.0	0	---	0	
F 37 Mathews, Olivia	0 1	1 1	1 2	0.333	1 1	0 2	1 3	0.250	2 5	0.286	0 0	4.0	7	0.571	2	
F 38 Young, Mark "Crowbar"	2 0	0 2	2 2	0.500	1 0	1 1	2 1	0.667	4 3	0.571	0 0	0.0	7	0.000	2	
<b>F4/ Bulls On Parade</b>	6 6	7 5	13 11	0.542	5 1	4 2	9 3	0.750	31 17	0.646	0 0	18.5	48	0.385		
F 40 Updyke, Gerald	2 0	1 1	3 1	0.750	1 0	0 1	1 1	0.500	4 2	0.667	0 0	1.0	6	0.167	2	
F 41 Additon, Chris	0 1	1 1	1 2	0.333	1 1	1 1	2 2	0.500	3 4	0.429	0 0	2.0	7	0.286	2	
F 42 Cook, Dan	0 1	0 0	0 1	0.000	0 0	1 0	1 0	1.000	1 1	0.500	0 0	0.0	2	0.000	1	
F 43 Hall, Jon	1 1	1 1	2 2	0.500	2 0	1 1	3 1	0.750	5 3	0.625	0 0	4.0	8	0.500	2	
F 44 Heath, John	2 0	2 0	4 0	1.000	2 0	2 0	4 0	1.000	8 0	1.000	0 0	5.0	8	0.625	2	
F 45 Hollar, David	0 1	0 1	0 2	0.000	1 0	0 1	1 1	0.500	1 3	0.250	0 0	0.0	4	0.000	1	
F 46 Whitley, Brian	1 1	2 0	3 1	0.750	2 0	2 0	4 0	1.000	7 1	0.875	0 0	5.0	8	0.625	2	
F 47 Wrenn, Cameron	0 1	0 1	0 2	0.000	1 1	1 0	2 1	0.667	2 3	0.400	0 0	1.5	5	0.300	2	
<b>F5/ Accoutrement Stuff</b>	2 4	4 2	6 6	0.500	2 1	1 2	3 3	0.500	12 12	0.500	0 9	11.0	24	0.458		
F 50 Strickland, Jon	0 0	1 0	1 0	1.000	1 0	0 1	1 1	0.500	2 1	0.667	0 1	0.0	3	0.000	1	
F 51 Wissinger, Wes	0 1	1 0	1 1	0.500	1 0	1 0	2 0	1.000	3 1	0.750	0 1	4.0	4	1.000	1	
F 52 Kyle, Mike	0 1	0 0	0 1	0.000	1 0	0 1	1 1	0.500	1 2	0.333	0 1	1.0	3	0.333	1	
F 53 Port, Brian	0 1	1 0	1 1	0.500	0 1	0 0	0 1	0.000	1 2	0.333	0 1	3.0	3	1.000	1	
F 54 Keleher, John	0 1	0 0	0 1	0.000	1 0	1 0	2 0	1.000	2 1	0.667	0 1	0.0	3	0.000	1	
F 55 Ferguson, Travis	1 0	1 0	2 0	1.000	0 1	0 1	0 2	0.000	2 2	0.500	0 1	1.5	4	0.375	1	
F 56 Beene, Ryan	0 0	0 0	0 0	---	0 0	0 0	0 0	---	0 0	---	0 0	0.0	0	---	0	
F 57 Budd, Shawn	0 0	0 1	0 1	0.000	0 0	0 0	0 0	---	0 1	0.000	0 1	0.0	1	0.000	1	
F 58 Murphy, Tom	1 0	0 0	1 0	1.000	0 0	0 1	0 1	0.000	1 1	0.500	0 1	0.0	2	0.000	1	
F 59 Cefola, Anthony	0 0	0 1	0 1	0.000	0 0	0 0	0 0	---	0 1	0.000	0 1	1.5	1	1.500	1	
<b>F6/ Sofa Kings</b>	6 6	3 9	9 15	0.375	1 5	2 4	3 9	0.250	15 33	0.313	6 0	18.0	48	0.375		
F 60 Keim, Roger	0 1	1 0	1 1	0.500	0 1	0 1	0 2	0.000	1 3	0.250	0 0	2.0	4	0.500	1	
F 61 Alcon, Tony	0 2	1 1	1 3	0.250	1 1	0 2	1 3	0.250	2 6	0.250	1 0	2.0	8	0.250	2	
F 62 Groves, Phil	0 0	0 1	0 1	0.000	0 1	1 0	1 1	0.500	1 2	0.333	1 0	1.0	3	0.333	1	
F 63 Bozza, Doug	2 0	1 1	3 1	0.750	1 1	1 1	2 2	0.500	5 3	0.625	1 0	6.0	8	0.750	2	
F 64 Moore, Ken	0 2	0 0	0 2	0.000	0 2	1 1	1 3	0.250	1 5	0.167	1 0	2.0	6	0.333	2	
F 65 Plotkin, Jeremy	2 0	0 2	2 2	0.500	0 2	0 1	0 3	0.000	2 5	0.286	1 0	2.0	7	0.286	2	
F 66 Hottel, Darren	1 0	0 2	1 2	0.333	0 1	1 1	1 2	0.333	2 4	0.333	1 0	2.0	6	0.333	2	
F 67 Scott, Chris	1 1	0 2	1 3	0.250	0 1	0 1	0 2	0.000	1 5	0.167	0 0	1.0	6	0.167	2	
<b>F7/ Don't Hit The Scorekeeper</b>	4 2	5 1	9 3	0.750	3 0	3 0	6 0	1.000	21 3	0.875	0 0	12.0	24	0.500		
F 70 Knight, Romuald	0 0	1 0	1 0	1.000	1 0	0 0	1 0	1.000	2 0	1.000	0 0	1.0	2	0.500	1	
F 71 Vick, Justin	0 1	0 0	0 1	0.000	1 0	1 0	2 0	1.000	2 1	0.667	0 0	0.0	3	0.000	1	
F 72 Robertson, Chris	0 1	0 0	0 1	0.000	1 0	1 0	2 0	1.000	2 1	0.667	0 0	2.0	3	0.667	1	
F 73 Smith, Ron "Captain"	1 0	1 0	2 0	1.000	0 0	1 0	1 0	1.000	3 0	1.000	0 0	0.0	3	0.000	1	
F 74 Shearin, Phillip	1 0	1 0	2 0	1.000	1 0	1 0	2 0	1.000	4 0	1.000	0 0	3.0	4	0.750	1	
F 75 Russell, Jeff	1 0	1 0	2 0	1.000	1 0	1 0	2 0	1.000	4 0	1.000	0 0	4.0	4	1.000	1	
F 76 Adams, Doug	0 0	0 1	0 1	0.000	0 0	0 0	0 0	---	0 1	0.000	0 0	0.0	1	0.000	1	
F 77 Murphy, James	1 0	1 0	2 0	1.000	1 0	1 0	2 0	1.000	4 0	1.000	0 0	2.0	4	0.500	1	

	Singles	Singles	Singles	Singles	Singles Win	Doubles	Doubles	Doubles	Doubles	Doubles Win	Sngls + Dbls	Sngls + Dbls	Tiebreaker	Tiebreaker	All-Star	Games Played	All-Star	Matches					
G1/ Old Darting Bastards	301	Criquet	Record	Record	%-age	Criquet	501	Record	Record	%-age	Record	Win %-age	Ws	Ls	Points		Average	Played					
G1/ Old Darting Bastards	3	3	2	4	5	7	0.417	2	1	3	0	5	1	0.833	15	9	0.625	0	0	12.0	24	0.500	
G 10 Cornell, Blaine	0	0	0	0	0	0	---	0	1	0	0	0	1	0.000	0	1	0.000	0	0	0.0	1	0.000	1
G 11 Metivier, Sam	1	0	1	0	2	0	1.000	0	1	1	0	1	1	0.500	3	1	0.750	0	0	2.0	4	0.500	1
G 12 Barbour, Bryan	0	0	0	0	0	0	---	0	0	0	0	0	0	---	0	0	---	0	0	0.0	0	---	0
G 13 Millius, Mike	0	1	0	0	0	1	0.000	0	0	1	0	1	0	1.000	1	1	0.500	0	0	1.5	2	0.750	1
G 14 Musil, Dylan	0	1	1	0	1	1	0.500	1	0	1	0	2	0	1.000	3	1	0.750	0	0	4.5	4	1.125	1
G 15 Smith, Jon	1	0	0	1	1	1	0.500	1	0	1	0	2	0	1.000	3	1	0.750	0	0	3.0	4	0.750	1
G 16 Close, Eddie	0	1	0	1	0	2	0.000	1	0	1	0	2	0	1.000	2	2	0.500	0	0	0.0	4	0.000	1
G 17 Furdon, Matt	1	0	0	0	1	0	1.000	1	0	1	0	2	0	1.000	3	0	1.000	0	0	0.0	3	0.000	1
G 18 Furdon, Jenny	0	0	0	1	0	1	0.000	0	0	0	0	0	0	---	0	1	0.000	0	0	1.0	1	1.000	1
G 19 Merritt, Kate	0	0	0	1	0	1	0.000	0	0	0	0	0	0	---	0	1	0.000	0	0	0.0	1	0.000	1
G2/ Banging The Wire	7	5	5	7	12	12	0.500	2	4	2	4	4	8	0.333	20	28	0.417	0	0	15.5	48	0.323	
G 20 Bowen, Andy	2	0	1	1	3	1	0.750	1	0	1	1	2	1	0.667	5	2	0.714	0	0	2.5	7	0.357	2
G 21 Prosser, Brad	1	1	1	0	2	1	0.667	0	1	0	1	0	2	0.000	2	3	0.400	0	0	4.5	5	0.900	2
G 22 White, John	1	1	1	1	2	2	0.500	0	2	0	1	0	3	0.000	2	5	0.286	0	0	1.0	7	0.143	2
G 23 Williams, Kelsey	1	1	0	1	1	2	0.333	1	0	1	1	2	1	0.667	3	3	0.500	0	0	0.0	6	0.000	2
G 24 Dubose, Chris	1	0	1	0	2	0	1.000	0	1	1	0	1	1	0.500	3	1	0.750	0	0	2.5	4	0.625	1
G 25 Stark, Parker	0	1	0	1	0	2	0.000	0	1	0	0	0	1	0.000	0	3	0.000	0	0	1.0	3	0.333	1
G 26 Ferri, Chris	0	0	0	2	0	2	0.000	0	2	0	2	0	4	0.000	0	6	0.000	0	0	0.0	6	0.000	2
G 27 Miller, Devin	0	0	0	0	0	0	---	1	0	0	1	1	1	0.500	1	1	0.500	0	0	0.0	2	0.000	1
G 28 Rollins, Calvin	1	1	1	1	2	2	0.500	1	1	1	1	2	2	0.500	4	4	0.500	0	0	4.0	8	0.500	2
G 29 Lukach, Gwen	0	0	0	0	0	0	---	0	0	0	0	0	0	---	0	0	---	0	0	0.0	0	---	0
G3/ Wayne Gretzky	6	6	4	8	10	14	0.417	3	3	2	4	5	7	0.417	20	28	0.417	0	0	19.5	48	0.406	
G 30 Wilson, Misty	0	2	0	0	0	2	0.000	0	0	0	2	0	2	0.000	0	4	0.000	0	0	0.0	4	0.000	2
G 31 Wilson, Jonathan	0	0	0	2	0	2	0.000	1	1	1	1	2	2	0.500	2	4	0.333	0	0	3.0	6	0.500	2
G 32 Gaines, Lauren	1	1	0	1	1	2	0.333	0	1	0	2	0	3	0.000	1	5	0.167	0	0	0.0	6	0.000	2
G 33 Gaines, Bryan	0	2	1	1	1	3	0.250	2	0	1	0	3	0	1.000	4	3	0.571	0	0	0.0	7	0.000	2
G 34 Rigert, Joe, Sr.	1	1	2	0	3	1	0.750	2	0	2	0	4	0	1.000	7	1	0.875	0	0	11.0	8	1.375	2
G 35 Rigert, Joe, Jr.	0	0	0	0	0	0	---	0	0	0	0	0	0	---	0	0	---	0	0	0.0	0	---	0
G 36 Finney, Dave	2	0	1	1	3	1	0.750	1	1	0	2	1	3	0.250	4	4	0.500	0	0	4.5	8	0.563	2
G 37 Park, Ed	2	0	0	2	2	2	0.500	0	2	0	0	0	2	0.000	2	4	0.333	0	0	1.0	6	0.167	2
G 38 Lee, Jack	0	0	0	1	0	1	0.000	0	1	0	1	0	2	0.000	0	3	0.000	0	0	0.0	3	0.000	1
G4/ Irish Ton	4	2	3	3	7	5	0.583	2	1	2	1	4	2	0.667	15	9	0.625	0	0	9.0	24	0.375	
G 40 Cominole, Jeremy	0	1	1	0	1	1	0.500	0	1	1	0	1	1	0.500	2	2	0.500	0	0	0.0	4	0.000	1
G 41 Rossbach, Mark	1	0	1	0	2	0	1.000	1	0	1	0	2	0	1.000	4	0	1.000	0	0	1.5	4	0.375	1
G 42 Hiltbrunner, Sherry	0	0	0	0	0	0	---	0	0	0	0	0	0	---	0	0	---	0	0	0.0	0	---	0
G 43 Yarsawich, Bryan	0	0	0	1	0	1	0.000	1	0	0	0	1	0	1.000	1	1	0.500	0	0	1.0	2	0.500	1
G 44 Bowser, Brian	0	0	0	0	0	0	---	0	0	0	0	0	0	---	0	0	---	0	0	0.0	0	---	0
G 45 Perkins, Brytni	1	0	0	0	1	0	1.000	0	0	1	0	1	0	1.000	2	0	1.000	0	0	0.0	2	0.000	1
G 46 Perkins, Heath	1	0	0	1	1	1	0.500	0	1	0	1	0	2	0.000	1	3	0.250	0	0	3.0	4	0.750	1
G 47 Arno, Trey	0	0	0	1	0	1	0.000	1	0	0	0	1	0	1.000	1	1	0.500	0	0	1.0	2	0.500	1
G 48 Mickler, Spencer	1	0	1	0	2	0	1.000	1	0	0	1	1	1	0.500	3	1	0.750	0	0	2.5	4	0.625	1
G 49 Mickler, Madison	0	1	0	0	0	1	0.000	0	0	1	0	1	0	1.000	1	1	0.500	0	0	0.0	2	0.000	1
G5/ All About That Bull!	5	7	7	5	12	12	0.500	2	4	1	5	3	9	0.250	18	30	0.375	0	0	23.0	48	0.479	
G 50 Tyler, Rob	0	2	0	0	0	2	0.000	0	1	0	2	0	3	0.000	0	5	0.000	0	0	2.5	5	0.500	2
G 51 Voorhees, Cindy	0	1	0	1	0	2	0.000	0	0	0	0	0	0	---	0	2	0.000	0	0	1.5	2	0.750	1
G 52 Gould, Craig	2	0	0	2	2	2	0.500	0	0	0	2	0	2	0.000	2	4	0.333	0	0	3.5	6	0.583	2
G 53 Gorts, Tim	0	1	1	0	1	1	0.500	0	2	0	1	0	3	0.000	1	4	0.200	0	0	0.0	5	0.000	2
G 54 Holland, Tom	1	1	2	0	3	1	0.750	2	0	1	1	3	1	0.750	6	2	0.750	0	0	7.5	8	0.938	2
G 55 Neill, Greg	1	1	2	0	3	1	0.750	0	2	0	0	0	2	0.000	3	3	0.500	0	0	1.0	6	0.167	2
G 56 Miller, Lloyd	0	1	1	0	1	1	0.500	2	0	0	2	2	2	0.500	3	3	0.500	0	0	1.0	6	0.167	2
G 57 Peterson, Eric	1	0	1	0	2	0	1.000	0	1	0	1	0	2	0.000	2	2	0.500	0	0	1.0	4	0.250	1
G 58 Rylah, Garrett	0	0	0	2	0	2	0.000	0	2	1	1	1	3	0.250	1	5	0.167	0	0	5.0	6	0.833	2
G6/ Dr.unks	8	4	9	3	17	7	0.708	4	2	5	1	9	3	0.750	35	13	0.729	0	0	18.5	48	0.385	
G 60 Reece, Robert	2	0	0	0	2	0	1.000	0	0	2	0	2	0	1.000	4	0	1.000	0	0	0.0	4	0.000	2
G 61 Gower, Jeremy	2	0	2	0	4	0	1.000	1	1	0	1	1	2	0.333	5	2	0.714	0	0	5.5	7	0.786	2
G 62 Johnson, Timmy	2	0	2	0	4	0	1.000	2	0	2	0	4	0	1.000	8	0	1.000	0	0	5.0	8	0.625	2
G 63 Upchurch, Joe "Ho"	0	1	2	0	2	1	0.667	1	1	0	0	1	1	0.500	3	2	0.600	0	0	2.5	5	0.500	2
G 64 Gouge, Shane	0	1	1	0	1	1	0.500	1	0	0	0	1	0	1.000	2	1	0.667	0	0	1.5	3	0.500	1
G 65 Gouge, Susan	1	0	0	1	1	1	0.500	1	0	1	1	2	1	0.667	3	2	0.600	0	0	1.0	5	0.200	2
G 66 Smale, John	0	0	0	2	0	2	0.000	0	1	1	0	1	1	0.500	1	3	0.250	0	0	0.0	4	0.000	2
G 67 Murdock, Nick	0	1	2	0	2	1	0.667	2	0	2	0	4	0	1.000	6	1	0.857	0	0	3.0	7	0.429	2
G 68 Gray, Chris	0	1	0	0	0	1	0.000	0	0	2	0	2	0	1.000	2	1	0.667	0	0	0.0	3	0.000	2
G 69 Johnson, Nick	1	0	0	0	1	0	1.000	0	1	0	0	0	1	0.000	1	1	0.500	0	0	0.0	2	0.000	1
G7/ Quackers	3	9	6	6	9	15	0.375	3	3	3	3	6	6	0.500	21	27	0.438	0	0	12.5	48	0.260	
G 70 Carawon, Bob	0	0	0	0	0	0	---	0	0	0	0	0	0	---	0	0	---	0	0	0.0	0	---	0
G 71 Peers, Martin	0	2	0	0	0	2	0.000	0	0	2	0	2	0	1.000	2	2	0.500	0	0	1.0	4	0.250	2
G 72 Ellis, Tim	0	2	2	0	2	2	0.500	2	0	1	1	3	1	0.750	5	3	0.625	0	0	4.0	8	0.500	2
G 73 Carawon, Harris	1	1	0	2	1	3	0.250	1	1	0	2	1	3	0.250	2	6	0.250	0	0	1.0	8	0.125	2
G 74 Lalino, Steve	0	1	1	0	1	1	0.500	1	0	0	1	1	1	0.500	2	2	0.500	0	0	0.0	4	0.000	1
G 75 Jeffries, Tom	0	1	0	2	0	3</																	

	Singles 301	Singles Cricke	Singles Record	Singles Win %-age	Doubles Cricke	Doubles 501	Doubles Record	Doubles Win %-age	Sngls + Dbls Record	Sngls + Dbls Win %-age	Tiebreaker Ws	Tiebreaker Ls	All-Star Points	Games Played	All-Star Point Average	Matches Played
<b>H1/ Another Coach Creation</b>	3 3	4 2	7 5	0.583	1 2	2 1	3 3	0.500	13 11	0.542	0 0	8.0	24	0.333		
H 10 Emerton, Eric	0 1	0 0	0 1	0.000	0 1	0 0	0 1	0.000	0 2	0.000	0 0	0.0	2	0.000	1	
H 11 Barletta, Phil	0 0	0 0	0 0	---	0 0	0 0	0 0	---	0 0	---	0 0	0.0	0	---	0	
H 12 Woodard, Dave	1 0	1 0	2 0	1.000	0 1	1 0	1 1	0.500	3 1	0.750	0 0	1.0	4	0.250	1	
H 13 Ejlali, Shervin	0 0	0 1	0 1	0.000	0 1	0 1	0 2	0.000	0 3	0.000	0 0	0.0	3	0.000	1	
H 14 Martin, Claude	0 0	0 0	0 0	---	0 0	0 0	0 0	---	0 0	---	0 0	0.0	0	---	0	
H 15 Hamer, Andrew	1 0	1 0	2 0	1.000	1 0	1 0	2 0	1.000	4 0	1.000	0 0	4.0	4	1.000	1	
H 16 Scott, Kevin	1 0	0 1	1 1	0.500	1 0	1 0	2 0	1.000	3 1	0.750	0 0	2.0	4	0.500	1	
H 17 Turner, Kevin	0 1	1 0	1 1	0.500	0 1	1 0	1 1	0.500	2 2	0.500	0 0	1.0	4	0.250	1	
H 18 Ago, Alvin	0 1	1 0	1 1	0.500	0 0	0 1	0 1	0.000	1 2	0.333	0 0	0.0	3	0.000	1	
<b>xx-H2/ The Groupers</b>	0 0	0 0	0 0	---	0 0	0 0	0 0	---	0 0	---	0 0	0.0	0	---		
H 20 Stone, Ben	0 0	0 0	0 0	---	0 0	0 0	0 0	---	0 0	---	0 0	0.0	0	---	0	
H 21 Stone, Terry	0 0	0 0	0 0	---	0 0	0 0	0 0	---	0 0	---	0 0	0.0	0	---	0	
H 22 Davis, Jimmy	0 0	0 0	0 0	---	0 0	0 0	0 0	---	0 0	---	0 0	0.0	0	---	0	
H 23 Dickens, Chad	0 0	0 0	0 0	---	0 0	0 0	0 0	---	0 0	---	0 0	0.0	0	---	0	
H 24 Bloch, Jeremy	0 0	0 0	0 0	---	0 0	0 0	0 0	---	0 0	---	0 0	0.0	0	---	0	
H 25 Warren, Tyler	0 0	0 0	0 0	---	0 0	0 0	0 0	---	0 0	---	0 0	0.0	0	---	0	
H 26 Farakish, Jon	0 0	0 0	0 0	---	0 0	0 0	0 0	---	0 0	---	0 0	0.0	0	---	0	
H 27 McQueen, Jamie	0 0	0 0	0 0	---	0 0	0 0	0 0	---	0 0	---	0 0	0.0	0	---	0	
<b>H3/ We're Sexy &amp; We Throw It</b>	2 4	2 4	4 8	0.333	0 3	1 2	1 5	0.167	6 18	0.250	0 0	8.5	24	0.354		
H 30 McNamara, Ken	1 0	1 0	2 0	1.000	0 1	1 0	1 1	0.500	3 1	0.750	0 0	3.0	4	0.750	1	
H 31 Zarrelli, Karen	1 0	0 0	1 0	1.000	0 0	0 1	0 1	0.000	1 1	0.500	0 0	0.0	2	0.000	1	
H 32 Coggins, Leigh	0 1	0 0	0 1	0.000	0 1	0 0	0 1	0.000	0 2	0.000	0 0	0.0	2	0.000	1	
H 33 Bohanan, Heather	0 1	0 0	0 1	0.000	0 0	0 1	0 1	0.000	0 2	0.000	0 0	0.0	2	0.000	1	
H 34 Prater, Brittani	0 0	0 1	0 1	0.000	0 1	0 0	0 1	0.000	0 2	0.000	0 0	1.0	2	0.500	1	
H 35 VonLiene, Dawn	0 0	0 1	0 1	0.000	0 1	0 0	0 1	0.000	0 2	0.000	0 0	1.0	2	0.500	1	
H 36 Crawford, Neal	0 1	1 0	1 1	0.500	0 1	1 0	1 1	0.500	2 2	0.500	0 0	3.5	4	0.875	1	
H 37 Morlando, Jim	0 1	0 1	0 2	0.000	0 1	0 1	0 2	0.000	0 4	0.000	0 0	0.0	4	0.000	1	
H 38 Matson, Eric	0 0	0 1	0 1	0.000	0 0	0 1	0 1	0.000	0 2	0.000	0 0	0.0	2	0.000	1	
<b>H4/ Tips &amp; Shafts</b>	5 7	7 5	12 12	0.500	5 1	2 4	7 5	0.583	26 22	0.542	0 6	16.0	48	0.333		
H 40 Borgna, Denise	0 0	0 0	0 0	---	0 0	0 0	0 0	---	0 0	---	0 0	0.0	0	---	0	
H 41 Borgna, Andrew	0 0	0 1	0 1	0.000	1 0	0 1	1 1	0.500	1 2	0.333	0 1	0.0	3	0.000	1	
H 42 Spencer, Kenny	0 2	1 1	1 3	0.250	1 1	0 0	1 1	0.500	2 4	0.333	0 0	0.0	6	0.000	2	
H 43 Huffman, Inky	0 1	0 0	0 1	0.000	0 0	0 1	0 1	0.000	0 2	0.000	0 1	0.0	2	0.000	1	
H 44 Jones, Jessica	0 1	0 1	0 2	0.000	1 0	0 1	1 1	0.500	1 3	0.250	0 0	0.0	4	0.000	1	
H 45 Tompkins, Charles	1 1	2 0	3 1	0.750	1 1	2 0	3 1	0.750	6 2	0.750	0 1	5.5	8	0.688	2	
H 46 Wilson, Matthew	1 1	1 1	2 2	0.500	2 0	2 0	4 0	1.000	6 2	0.750	0 1	5.0	8	0.625	2	
H 47 Phillips, Britt	2 0	2 0	4 0	1.000	2 0	0 2	2 2	0.500	6 2	0.750	0 1	1.5	8	0.188	2	
H 48 Letsch, Dempsey	1 1	1 1	2 2	0.500	2 0	0 3	2 3	0.400	4 5	0.444	0 1	4.0	9	0.444	2	
<b>H5/ Grip It Lightly</b>	4 2	2 4	6 6	0.500	1 2	2 1	3 3	0.500	12 12	0.500	6 0	4.0	24	0.167		
H 50 Boutieller, Tina	1 0	0 1	1 1	0.500	0 0	1 0	1 0	1.000	2 1	0.667	1 0	0.0	3	0.000	1	
H 51 Harper, C.E.	1 0	0 0	1 0	1.000	1 0	0 1	1 1	0.500	2 1	0.667	1 0	1.0	3	0.333	1	
H 52 Davis, P.J.	0 0	1 0	1 0	1.000	0 1	1 0	1 1	0.500	2 1	0.667	1 0	1.0	3	0.333	1	
H 53 Davis, Luc	1 0	0 1	1 1	0.500	0 0	1 0	1 0	1.000	2 1	0.667	1 0	0.0	3	0.000	1	
H 54 Elliott, Chris	0 1	0 1	0 2	0.000	0 1	0 0	0 1	0.000	0 3	0.000	0 0	0.0	3	0.000	1	
H 55 McCann, Amanda	0 0	0 1	0 1	0.000	1 0	0 1	1 1	0.500	1 2	0.333	1 0	1.0	3	0.333	1	
H 56 Al-Hoory, Al Mothanna	0 1	0 0	0 1	0.000	0 1	1 0	1 1	0.500	1 2	0.333	1 0	0.0	3	0.000	1	
H 57 Boutieller, Nick	1 0	1 0	2 0	1.000	0 1	0 0	0 1	0.000	2 1	0.667	0 0	1.0	3	0.333	1	
H 58 (paid - but unfilled)	0 0	0 0	0 0	---	0 0	0 0	0 0	---	0 0	---	0 0	0.0	0	---	0	
<b>H6/ The Neighborhood Dart Knights</b>	6 6	5 7	11 13	0.458	2 4	4 2	6 6	0.500	23 25	0.479	0 0	8.0	48	0.167		
H 60 Osier, Emmalee	1 0	0 1	1 1	0.500	1 1	0 1	1 2	0.333	2 3	0.400	0 0	1.0	5	0.200	2	
H 61 Markham, Jared	1 1	0 2	1 3	0.250	0 1	2 0	2 1	0.667	3 4	0.429	0 0	0.0	7	0.000	2	
H 62 Amos, Terron	0 2	1 1	1 3	0.250	1 1	2 0	3 1	0.750	4 4	0.500	0 0	3.0	8	0.375	2	
H 63 Swepson, Jerrell	0 0	1 1	1 1	0.500	0 0	1 1	1 1	0.500	2 2	0.500	0 0	0.0	4	0.000	2	
H 64 Thomas, Tony	1 1	2 0	3 1	0.750	1 1	1 0	2 1	0.667	5 2	0.714	0 0	2.0	7	0.286	2	
H 65 Welsh, David	0 2	0 1	0 3	0.000	0 2	1 1	1 3	0.250	1 6	0.143	0 0	0.0	7	0.000	2	
H 66 Phillips, Josh	0 0	0 0	0 0	---	0 0	0 0	0 0	---	0 0	---	0 0	0.0	0	---	0	
H 67 Hill, Drew	0 0	0 0	0 0	---	0 0	0 0	0 0	---	0 0	---	0 0	0.0	0	---	0	
H 68 Gamble, Mark	2 0	1 1	3 1	0.750	1 1	1 0	2 1	0.667	5 2	0.714	0 0	2.0	7	0.286	2	
H 69 Clow, Brandon	1 0	0 0	1 0	1.000	0 1	0 1	0 2	0.000	1 2	0.333	0 0	0.0	3	0.000	1	
<b>H7/ Darty Sanchez</b>	7 5	6 6	13 11	0.542	5 1	3 3	8 4	0.667	29 19	0.604	0 0	8.0	48	0.167		
H 70 Trefzger, Mike	1 1	2 0	3 1	0.750	2 0	2 0	4 0	1.000	7 1	0.875	0 0	4.0	8	0.500	2	
H 71 Trefzger, Eric	1 0	0 1	1 1	0.500	1 0	0 0	1 0	1.000	2 1	0.667	0 0	0.0	3	0.000	1	
H 72 Maierhofer, Sean	1 0	0 1	1 1	0.500	0 0	1 0	1 0	1.000	2 1	0.667	0 0	0.0	3	0.000	1	
H 73 Goodrich, Brett	1 1	1 0	2 1	0.667	1 1	1 1	2 2	0.500	4 3	0.571	0 0	0.0	7	0.000	2	
H 74 Goodrich, Kyle	1 1	0 1	1 2	0.333	1 0	1 1	2 1	0.667	3 3	0.500	0 0	3.0	6	0.500	2	
H 75 Wernet, Brad	1 1	2 0	3 1	0.750	2 0	1 1	3 1	0.750	6 2	0.750	0 0	0.0	8	0.000	2	
H 76 Collier, Chris	1 1	0 2	1 3	0.250	2 0	0 1	2 1	0.667	3 4	0.429	0 0	1.0	7	0.143	2	
H 77 Stroud, Zach	0 0	1 1	1 1	0.500	1 1	0 2	1 3	0.250	2 4	0.333	0 0	0.0	6	0.000	2	