

# Tons of Newsletter

Home to the Fall Session of the Raleigh Dart League for tournament weeks #15/16/17, Wednesdays, May 1, 8, 15, 2019

Issue #JK751 - The "Beast Has Entered The Building, On More Than One Day In More Than One State" Edition

## 👉 **IMPORTANT TOURNEY, BANQUET, FA'19 INFORMATION** 👈

Included below on this page is a list of very important reminders for you to keep in mind during the divisional tournaments.

There are also reminders relating to the banquet, as well as to the Fall 2019 season. Please check them out.

### **TOURNAMENT ELIGIBILITY**

Unlike in many previous years, simply having your dues paid is no longer enough for a player to be eligible to play in the postseason tournaments. Now a player must also take part in 4 regular season matches. Please note the far right column on page 10 for your division to see who is/isn't eligible for play in your tournament matches (players with 4+ are eligible). There are 24 players that are tournament-ineligible: 4 in A division, 1 in B, 2 in C, 1 in D, 4 in E, 6 in F, 3 in G, and 3 in H [plus the 8 members of team H2, of course].

### **FINAL DIVISIONAL STATISTICS**

Final statistics are available for all 8 divisions in this issue of the Tons of Newsletter, as all scoresheets have been received already. Please check your entire team's statistics for accuracy. **If there are any discrepancies with any of your team's statistics, and you want a recheck of the records, I'll give everyone through this Sunday (May 5th) to let me know about them. After that, all statistics will be considered FINAL.** That way, the trophy shop can have sufficient time to fill our rather large order. Thanks.

### **TOURNAMENT SCORES vs. SCORESHEETS**

It is NOT necessary for you to send me your tournament sheets, but PLEASE email or text me the match score & perfect throws. Thanks.

### **TOURNAMENT TONS NOTE**

There will only be one edition of the Tournament Tons of Newsletter, so hang on to this one for all 3 matches!

### **FALL 2019 RDL SEASON INFORMATION**

*Wednesday, July 24th* - Fall season registration, Upper Deck  
*Wed., Aug. 7th* - Preseason capts.' mtg./packet pickup, Upper Deck  
*Wednesday, August 14th* - Start of Fall season match play  
*Monday, Sept. 16th* - Fifth week captains' meeting, Upper Deck  
*Wed., Nov. 20, Dec. 4/11* - Fall season divisional tournaments  
*Saturday, December 14th* - Fall season banquet, site TBD

**Check out pages 5 and 7 for more interesting (I hope) stuff to read, as well as some important reminders.**

This just in! The **Spring 2019 banquet** will be held at

**The Upper Deck** on Harrison Ave., **Saturday, May 18th!!**

The party starts at 11:30 a.m., and will progress through food, awards, our standard "top-bottom" blind draw, etc. Your dues paid for the party - you might as well show up and enjoy, right?!

### **RDL HEADLINES**

"A" Division: Element closes out undefeated season in 1001; Dartistic spans Monkeys, wins 3rd of last 4 to climb to 6th  
"B" Division: Irrelevant handles DD, takes unexpected division title when last-place Bandits just thrash then-leader Things  
"C" Division: Bangin' does what they can, upending Menace, but Inconsistent handles business and takes home C crown  
"D" Division: Bulls Up whumps WINNAU to take down the #2 spot, and Projectile wins and also passes WINNAU for 3rd  
"E" Division: Mike Cole comes within a dart of the all-time RDL SCkt record; Nightmare sweeps doubles to leapfrog Taylor  
"F" Division: Scorekeeper pops Death Throw to climb to 3rd tries to give back a bit of their edge with a late mail penalty  
"G" Division: What the hell just happened here?! Clear point leader Dr.unks gets swept in 501, falls to 6th place All About; 3rd place Old Darting falls behind Wire right from the start; so the Irish's 1001 win over 5th place Gretzky = sudden G title!  
"H" Division: Sanchez runs win streak to 11, finishing season with second-best record leaguewide; Coach takes a 1001 win

### **DIVISIONAL TOURNAMENT REMINDERS!!!!!!**

-- **Tournament matches start at 7:00 p.m.!!! Plan accordingly!**  
-- **In the tournament, failure to field at least 4 players by 7:15 p.m. will result in forfeit of the match. (Note: teams are not allowed until the 8:15 p.m. time used in the regular season.)**  
-- **NO MATCHES ARE ALLOWED TO CHANGE VENUE!!!! Relocated matches will be ruled double forfeits!!**  
-- All points are decided in a best-of-three format (except 1001)  
-- ADO rules on diddles = winner of the coin toss determines throwing order in the 1st game, loser of first game decides in 2nd game, loser of original coin toss decides in 3rd game.  
-- EMAIL OR TEXT ME THE FINAL MATCH SCORE!

Name the band/singer? the song? [The week 14 lyrics set is one of the most popular sets of newsletter song lyrics in recent seasons. A big set of lyrics, with a long unifying theme, listed in order by the tie-in or the singer/band. People seem to really like playing along with this one. And if you still want to go back to last week's issue and play along now, it's time to stop reading this item... .. But if you're still reading now, you just want the answers...] So, here are Last Week's Answers: First, the theme was moon songs and night songs, alternating with each song. The songs were listed in order by the band's/artist's name, alphabetically (but within each group, moon or night). Song 1 = "Moon River" by Audrey Hepburn (and Andy Williams and many others); Song 2 = "The Night They Drove Old Dixie Down" by The Band (among others); Song 3 = "Blue Moon" by Billie Holiday (also The Marcellas, Elvis Presley, Frank Sinatra); Song 4 = "A Hard Day's Night" by The Beatles; Song 5 = "Dancing in the Moonlight" by King Harvest; Song 6 = "Another Saturday Night" by Sam Cooke (also Cat Stevens); Song 7 = "Bark at the Moon" by Ozzy Osbourne; Song 8 = "One of These Nights" by The Eagles; Song 9 = "Walking on the Moon" by The Police; Song 10 = "One More Night" by Maroon 5; Song 11 = "Man on the Moon" by R.E.M.; Song 12 = "Lonely Ol' Night" by John Mellencamp; Song 13 = "Fly Me to the Moon" by Frank Sinatra; Song 14 = "Nights in White Satin" by The Moody Blues; Song 15 = "Moonshadow" by Cat Stevens; Song 16 = "Summer Nights" by John Travolta and Olivia Newton-John. [I thought Pete Ruten hitting 13 of these 16 was really impressive, no? Well, then... what do you think of Mikey Hindle nailing the ENTIRE set?! Inhuman. - JK

**FINAL DIVISIONAL TEAM STANDINGS and MATCH RESULTS FROM WEEK 14 (4/24/19)**

(Home team listed second in each match.)

		<b>W</b>	<b>L</b>	<b>Pts.</b>	<b>Teams</b>	<b>Score</b>	<b>301</b>	<b>SCkt</b>	<b>DCkt</b>	<b>501</b>	<b>1001</b>	<b>ASPs</b>	<b>Short-handed?</b>	<b>Penalties</b>
<b>"A" Division</b>	♣ The Unintimidated Element ♣	14	0	258	Bullies	12	3	3	4	2	L	41.0	-	-
	♣ The Neighborhood Bullies	12	2	227	Element	12	3	3	2	4	W	37.5	-	-
	3 North Raleigh Alliance	9	5	160	Darty Minds	9	2	1	4	2	-	15.5	-	-
	4 Lunatic Fringe	7	7	164	Alliance	15	4	5	2	4	-	16.0	-	mail
	5 Dead Beats	7	7	155	Fringe	14	4	4	4	2	-	30.5	-	-
	6 Dartistic Abandon	3	11	127	Dead Beats	10	2	2	2	4	-	20.0	-	-
	♣ Jameson's Monkeys	3	11	119	Dartistic	18	4	6	6	2	-	14.5	-	-
	♣ Darty Minds	1	13	95	Monkeys	6	2	0	0	4	-	10.5	-	-
<b>"B" Division</b>	♣ Irrelevant Details ♣	10	4	192	Bandits	18	5	3	4	6	-	18.0	-	-
	♣ Things That Bounce	10	4	189	Things	6	1	3	2	0	-	10.0	-	-
	3 Rif Raf	9	5	182	DD 214	8	2	2	2	2	-	16.5	-	-
	4 Kiss This Crüe	7	7	165	Irrelevant	16	4	4	4	4	-	11.5	-	-
	5 Shooter McGavin	6	8	157	Rif Raf	14	2	4	4	4	-	17.5	Yes	-
	6 DD 214	6	8	153	Kiss This	10	4	2	2	2	-	13.5	-	-
	♣ Red Eyed Jedis	5	9	156	McGavin	13	2	5	4	2	-	15.0	-	-
	♣ One Armed Bandits	3	11	145	Jedis	9	3	1	2	3	-	7.5	Yes, & 2 in 301	-
<b>"C" Division</b>	♣ Consistently Inconsistent ♣	9	3	164	Stumble Out	5	2	1	2	0	-	12.0	-	-
	♣ Bangin' the Neighbors	9	3	153	Inconsistent	19	4	5	4	6	-	16.0	-	-
	3 Cheap Shots	7	5	157	Bangin'	13	3	4	2	4	-	11.5	-	-
	4 Nine Lives	7	5	154	Menace	10	2	2	4	2	-	11.0	in singles	-
	5 Double In, Stumble Out	5	7	114	Nine Lives	12	4	2	2	4	W	10.5	-	-
	♣ Menace 2 Sobriety	3	9	118	Cheap Shots	12	2	4	4	2	L	7.0	-	-
	♣ Sharky's Machine	2	10	125	Machine	-		(BYE)			-	-	-	-
	<b>"D" Division</b>	♣ Show Me Your Tips ♣	9	3	165	WINNAU	8	1	3	2	2	-	8.5	-
♣ Bulls Up		8	4	164	Bulls Up	16	5	3	4	4	-	13.0	-	-
3 Projectile Dysfunction		7	5	152	Big Bulls	8	1	3	2	2	-	12.0	2 short	-
4 WINNAU		7	5	143	Projectile	13	4	3	2	4	-	19.5	-	-
5 Big Bulls		6	6	141	Garage	14	4	4	2	4	-	10.0	-	-
♣ Garage, Inc.		4	8	124	Cork	8	2	2	3	1	-	16.5	in last 3 sets	-
♣ My Cork Fell Out		1	11	97	Show Me	-		(BYE)			-	-	-	-
<b>"E" Division</b>		♣ Why So Serious? ♣	10	2	195	Game	5	2	1	0	2	-	11.5	-
	♣ Just the Tip	9	3	154	Serious?	19	4	5	6	4	-	14.0	-	-
	3 Game of Throws	7	5	149	Rangers	6	0	2	4	0	-	5.0	-	-
	4 Shark Shooters	6	6	146	Just the Tip	18	6	4	2	6	-	14.0	-	-
	5 Red-eye Rangers	4	8	131	Taylor	4	2	2	0	0	-	5.5	-	-
	♣ Chalker's Nightmare	3	9	120	Nightmare	20	4	4	6	6	-	9.5	-	-
	♣ Taylor & Swinging Richards	3	9	96	Shark Shooters	-		(BYE)			-	-	-	-
	<b>"F" Division</b>	♣ Bulls On Parade ♣	10	2	175	Accountment	11	3	4	0	4	-	8.0	-
♣ Hump Day!		9	3	160	Hump Day!	13	3	2	6	2	-	12.0	-	-
3 Don't Hit The Scorekeeper		6	6	141	Scorekeeper	18	4	4	4	6	-	15.5	-	mail
4 Death Throw		6	6	133	Death Throw	6	2	2	2	0	-	6.0	-	-
5 Sofa Kings		5	7	119	Reefers	15	3	4	3	5	-	8.5	Yes	-
♣ Accountment Stuff		4	8	136	Sofa Kings	6	2	2	2	0	-	4.0	-	-
♣ The Coral Reefers		2	10	114	Parade	-		(BYE)			-	-	-	-
<b>"G" Division</b>		♣ Irish Ton ♣	9	3	151	All About	13	2	1	4	6	-	10.0	-
	♣ Dr.unks	8	4	177	Dr.unks	11	4	5	2	0	-	9.5	-	-
	3 Old Darting Bastards	8	4	149	Wire	15	4	5	2	4	-	12.0	-	-
	4 Banging The Wire	6	6	150	Old Darting	9	2	1	4	2	-	6.5	-	-
	5 Wayne Gretzky	4	8	137	Gretzky	12	3	3	4	2	L	11.5	-	-
	♣ All About That Bull!	4	8	136	Irish Ton	12	3	3	2	4	W	7.5	-	-
	♣ Quackers	3	9	105	Quackers	-		(BYE)			-	-	-	-
	<b>"H" Division</b>	♣ Darty Sanchez ♣	11	1	181	Sanchez	17	4	3	6	4	-	5.5	-
♣ Grip It Lightly		9	3	176	Dart Knights	7	2	3	0	2	-	8.0	-	-
3 Another Coach Creation		8	4	168	Tips & Shafts	12	3	3	2	4	L	5.5	-	-
4 Tips & Shafts		6	6	150	Coach	12	3	3	4	2	W	11.0	-	-
5 Neighborhood Dart Knights		6	6	100	We Throw It	16		(automatic					-	-
♣ We're Sexy & We Throw It		2	10	90	Groupers	0		forfeit)					suspended for the season	-
♣ xx-The Groupers		0	12	0	Grip It	-		(BYE)			-	-	-	-

♣ = regular season division champion

♣ = clinched "top-two" finish in division

♣ = clinched "bottom-two" finish in division

"HOT DARTS"		
Player Name	Team Name	Hot Darts
<b>"A" Division</b>		
Bunn, Tim	Jameson's Monkeys	160-In
Massengill, Chad	Unintimidated Element	160-In
Persson, Kenny	Jameson's Monkeys	105-In
Work, Joe	North Raleigh Alliance	160-Out
Persson, Kenny	Jameson's Monkeys	8-dart 301
Massengill, Chad	Unintim. Element	10-dart 301
Gibson, Pat	Neighborhood Bull	14.0 ASPs
Johnson, Michael	Neighborhood Bull	13.0 ASPs
Mitchell, Sid	Lunatic Fringe	8.5 ASPs
Phillips, Robbie	Unintimidated Eler	8.5 ASPs
Tan, Wil	Unintimidated Eler	8.0 ASPs
Carroll, John	Unintimidated Eler	7.5 ASPs
Jones, Grey	Dead Beats	7.5 ASPs
Healy, Simon	Dartistic Abandon	6.0 ASPs
Zawrotniak, Joe	Lunatic Fringe	6.0 ASPs
Massengill, Chad	Unintimidated Eler	5.5 ASPs
Bennett, Will	Dartistic Abandon	5.0 ASPs
Jobe, C.J.	Darty Minds	5.0 ASPs
Seward, Mike	Darty Minds	5.0 ASPs
Cusher, Dean	Neighborhood Bull	4.5 ASPs
Gelberg, Dave	Lunatic Fringe	4.5 ASPs
Huffman, David	North Raleigh Allie	4.5 ASPs
Kramer, John	Unintimidated Eler	4.5 ASPs
Persson, Kenny	Jameson's Monkey	4.5 ASPs
Terry, Bob	Lunatic Fringe	4.5 ASPs
Thompson, Victor	Neighborhood Bull	4.5 ASPs
Work, Joe	North Raleigh Allie	4.5 ASPs
<b>"B" Division</b>		
Gallagher, Jim	Things That Bounce	9m
Howard, Brian	Shooter McGavin	T80
Sautter, Scott	Shooter McGavin	T80

White, Jim	One Armed Bandits	17-dart SCKt
Martin, David	Rif Raf	20-dart SCKt
<b>"A" Division</b>		
Bracco, Michael & Jur, Jess	Rif Raf	20-dart 501
Richardson, Shane	One Armed Bandit	7.5 ASPs
White, Jim	One Armed Bandit	5.5 ASPs
Martin, David	Rif Raf	5.0 ASPs
Sautter, Scott	Shooter McGavin	4.5 ASPs
Beard, Tommy	DD 214	4.0 ASPs
Gaertner, Brian	Rif Raf	4.0 ASPs
Howard, Brian	Shooter McGavin	4.0 ASPs
Jur, Jess	Rif Raf	4.0 ASPs
<b>"C" Division</b>		
Simpson, Tyler	Double In, Stumble	Out 103-Out
Polenz, Steve	Menace 2 Sobriety	6.0 ASPs
Simpson, Tyler	Double In, Stumble	5.5 ASPs
McNamara, Tim	Consistently Incons	4.5 ASPs
Schmaus, Darren	Consistently Incons	4.5 ASPs
<b>"D" Division</b>		
Ellington, Dave	Garage, Inc	116-Out
Clark, Dan	Projectile Dysfunct	7.0 ASPs
Butterworth, Jim	Bulls Up	6.0 ASPs
Venable, Mike	My Cork Fell Out	6.0 ASPs
Raymond, Ryan	Projectile Dysfunct	5.5 ASPs
Fitzgerald, Dennis	Big Bulls	5.0 ASPs
Ellington, Dave	Garage, Inc	4.0 ASPs
Jeffcoat, Angela	My Cork Fell Out	4.0 ASPs
Lueneburg, Randy	WINNAU	4.0 ASPs
Steppe, Mike	Projectile Dysfunct	3.5 ASPs
Talton, Chris	Big Bulls	3.5 ASPs
<b>"E" Division</b>		
Cashin, Jeff	Just the Tip	112-In
Cashin, Jeff	Just the Tip	110-Out
Cashin, Jeff	Just the Tip	11-dart 301

There's no need to keep all-stars in the tournaments, but I do print exceptional stuff such as good throws and fast games in the banquet Tons (although they will not earn any awards). Plus, call in all 9-marks, 6-Bulls, Ton-80s, Ton-70-Ins/Outs - all still awards.		
Cole, Mike	Why So Serious?	12-dart SCKt
Adams, Brad	Just the Tip	4.5 ASPs
Bordeau, Eric	Game of Throws	4.5 ASPs
Cole, Mike	Why So Serious?	4.5 ASPs
Zelinack, Jason	Chalker's Nightmare	4.5 ASPs
Stoakes, Eric	Just the Tip	3.5 ASPs
Cashin, Jeff	Just the Tip	3.0 ASPs
Kirkpatrick, Scott	Red-eye Rangers	3.0 ASPs
Rudy, Jeff	Game of Throws	3.0 ASPs
<b>"F" Division</b>		
Shearin, Phillip	Don't Hit the Scorekeeper	5-Bulls
Russell, Jeff	Don't Hit the Score	5.0 ASPs
Britt, Jacob	The Coral Reefers	4.0 ASPs
Deemer, Randy	Hump Day!	3.0 ASPs
Willis, Tolson	Death Throw	3.0 ASPs
<b>"G" Division</b>		
Smale, John	Dr.unks	5.0 ASPs
Rigert, Joe, Sr.	Wayne Gretzky	4.5 ASPs
Neill, Greg	All About That Bul	4.0 ASPs
Rossbach, Mark	Irish Ton	4.0 ASPs
Musil, Dylan	Old Darting Bastar	3.5 ASPs
Rollins, Calvin	Banging The Wire	3.5 ASPs
White, John	Banging The Wire	3.0 ASPs
<b>"H" Division</b>		
Clow, Brandon	The Neighborhood	3.0 ASPs
Emerton, Eric	Another Coach Cre	3.0 ASPs
Hamer, Andrew	Another Coach Cre	3.0 ASPs
Goodrich, Kyle	Darty Sanchez	2.5 ASPs

**DIVISIONAL TROPHY DART CATEGORIES**

	A division	B division	C division	D division	E division	F division	G division	H division
<b>High In (301 first turn only!)</b>	Ton-60 Chad Massengill Unintim. Element (twice! - 1/23, 4/24) Kyle Gauthier Dead Beats (3/27) Tim Bunn ...Monkeys (4/24)	Ton-40 (3/27/19) Andy Sheer Things That Bounce	Ton-20 (4/3/19) Chris Haynes Consistently Inconsistent	Ton-32 (3/13/19) Mike McWhorter Big Bulls	Ton-42 (3/13/19) Mike Cole Why So Serious?	Ton-52 Andy Krestalude Hump Day! (1/23) Shawn Budd Accoutrement Stuff (2/27)	Ton-04 (1/30/19) Brad Prosser Banging The Wire	Ton-10 (4/17/19) Brad Wernet Darty Sanchez
<b>High Out (301/501/1001)</b>	Ton-60 (4/24/19) Joe Work North Ral. Alliance	Ton-39 (2/27/19) Jim White One Armed Bandits	Ton-18 (4/10/19) Bob James Cheap Shots	Ton-16 (4/24/19) Dave Ellington Garage, Inc.	Ton-20 (3/20/19) Tim Welborn Shark Shooters	Ton-20 (1/30/19) John Heath Bulls On Parade	Ton-08 (3/13/19) Dave Finney Wayne Gretzky	Ton-20 (2/27/19) Kevin Turner Another Coach...
<b>Fast Singles 301</b>	8 darts Kyle Gauthier Dead Beats (3/27) Kenny Persson Jameson's Monkeys (4/24)	9 darts (2/27/19) Jeremy Limerick Irrelevant Details	11 darts (3/6/19) Bob James Cheap Shots	10 darts (2/6/19) Chris Toolan Big Bulls	11 darts Jason Zelinack Chalker's Nightmare (twice! - 1/30, 3/6) Jeff Cashin Just the Tip (4/24)	11 darts (1/23/19) Phillip Shearin Don't Hit the Scorekeeper	14 darts Jon Smith Old Darting... (1/19) Tim Ellis Quackers (2/13) Joe Rigert, Sr. Wayne Gretzky twice! - 2/27, 3/20	10 darts (4/3/19) Kevin Turner Another Coach Creation Bob Kuppler Quackers (4/10)
<b>Fast Singles Cricket</b>	17 darts (3/20/19) Michael Johnson Neighbor. Bullies	16 darts (2/20/19) Jeff Fournier Irrelevant Details	14 darts (1/30/19) Tim McNamara Cons. Inconsistent	26 darts (4/17/19) Terry Blake Show Me Your...	12 darts (4/24/19) Mike Cole Why So Serious?	22 darts (3/27/19) Brian Whitley Bulls On Parade	(none reported)	21 darts (4/3/19) Mike Trefzger Darty Sanchez
<b>Fast Doubles Cricket</b>	16 darts (3/20/19) Tom Brown & John Carroll The Unintimidated Element	18 darts (1/30/19) Tommy Beard & Jim Hunsberger DD 214	26 darts (3/13/19) Anthony Macias & Tyler Simpson Double In, Stumble Out	24 darts (3/27/19) Dan Butterworth Bulls Up	24 darts (4/17/19) Mike Bumpass & Anth. Cannizzaro Why So Serious?	27 darts John Heath & Cameron Wrenn ...Parade (2/20) Tony Alcon & Jeremy Plotkin Sofa Kings (4/10)	35 darts (4/17/19) Tim Ellis & Steve Lalino Quackers	35 darts (3/13/19) Luc Davis & Chris Elliott Grip It Lightly
<b>Fast Doubles 501</b>	17 darts Michael Johnson Victor Thompson ...Bullies (2/13) Paul Beaudoin & Simon Healy Dartistic... (4/10)	15 darts (2/13/19) Kevin Brody & George Guenther DD 214	16 darts (1/30/19) Tim McNamara & Jonathan Munsell Consistently Inconsistent	18 darts (4/17/19) Gary Long & Deane Morin Garage, Inc.	18 darts (2/13/19) Mike Bumpass & Anth. Cannizzaro Why So Serious?	21 darts (4/17/19) Jeff Russell & Ron Smith Don't Hit the Scorekeeper	21 darts (1/30/19) Sam Metivier & Mike Millius Old Darting Bastards	26 darts (4/3/19) Eric Trefzger & Mike Trefzger Darty Sanchez

**Perfect Throws**

<b>9-Marks</b>	Jason Coe (Jameson's Monkeys, 2/6)	P.J. Stewart (Neighbor. Bullies, 3/6)	Tim Ellis (Quackers, 3/20)
Pat Gibson (4) (The Neighborhood Bullies, 2/6, 3/27, 4/10, 4/17)	Kris Fischlein (Dead Beats, 4/10)	Victor Thompson (...Bullies, 2/27)	Jon Hall (Bulls On Parade, 4/17)
Robbie Phillips (4) (The Unintimidated Element, 1/23, 1/30, 2/13, 3/20)	Stephen Flanagan (Big Bulls, 3/27)	Lou Tufillaro (WINNAU, 2/13)	Andrew Hamer (Coach Creation, 3/13)
Mike Bumpass (2) (Why So Serious?, 3/20, 4/17)	Kevin Foushee (Neighborhood Bullies, 3/6)	Matt Veith (Things That Bounce, 3/13)	Brian Howard (Shooter McGavin, 4/24)
Simon Healy (2) (Dartistic Abandon, 1/23, 2/13)	Jim Gallagher (Things That Bounce, 4/24)	Mike Venable (My Cork Fell Out, 3/6)	Michael Johnson (...Bullies, 2/13)
Michael Johnson (2) (Neighbor. Bullies, 2/6, 3/6)	Jon Hall (Bulls On Parade, 2/13)	John White (Banging The Wire, 2/6)	Tim McNamara (...Inconsistent, 1/30)
John Kramer (2) (Unintimidated Element, 1/23, 2/20)	Grey Jones (Dead Beats, 1/23)	Randy Wilcox (Dead Beats, 4/17)	Patrick Merkle (Dartistic Aban., 2/13)
Mike Seward (2) (Darty Minds, 1/23, 4/10)	Tony Keller (Dead Beats, 3/6)	Wes Wissinger (Accoutrement..., 2/27)	Ken Moore (Sofa Kings, 1/23)
Steve Wilcenski (2) (North Ral. Alliance, 2/20, 3/20)	Billy Lloyd (Dead Beats, 2/27)	Jason Zelinack (...Nightmare, 3/27)	Dylan Musil (Old Darting..., 3/27)
Tom Brown (The Unintimidated Element, 3/13)	Tim Mozzetti (Lunatic Fringe, 4/10)		Kenny Persson (...Monkeys, 3/13)
John Carroll (The Unintimidated Element, 4/10)	Robb Porcelli (Nine Lives, 4/10)	<b>Ton-80s</b>	Brady Price (Menace 2 Sobriety, 2/20)
Jeff Cashin (Just the Tip, 3/27)	Mike Raquet (Show Me Your Tips, 4/17)	Robbie Phillips (3) (The Unintimidated Element, 2/27, 3/13, 3/20)	Scott Sautter (Shooter McGavin, 4/24)
Dan Clark (Projectile Dysfunction, 1/23)	Mike Roberts (WINNAU, 3/6)	Matt Bemis (Cheap Shots, 3/13)	Jason Zelinack (...Nightmare, 2/13)
	Mark Sellers (Red Eyed Jedis, 1/23)	Kevin Brody (DD 214, 2/13)	
	Mike Seward (Darty Minds, 1/23)	Joel Eason (Lunatic Fringe, 2/27)	<b>6-Bulls</b>
	Mike Snyder (Things / Bounce, 4/17)		Clint Little (Jameson's Monkeys, 4/10)

## HOW TO REACH US

**Mail Scoresheets to:** Jason Kilts - RDL Statistician  
5005 Raintree Road, Durham, NC 27712  
**Email scoresheets:** jdkilts@yahoo.com or jdkilts@gmail.com  
**Or fax scoresheets:** 919-324-3545 - and we also always  
recommend emailing JK for confirmation of receipt!

### New Member/Registration Fees:

Heather Bohanan, 206 Shoals Lane, Garner, NC 27529

### Nomination and Election Ballots:

Andrew Borgna, 5111 Brooke Lauren Lane, Raleigh, NC 27616

### Grievances/Complaints/Rules Suggestions:

Britt Phillips, 2112 Castle Pines Dr, Raleigh, NC 27604

### All Other RDL Correspondence to:

(Just send whatever to Jason and he'll pass it along...)

### 2019 Board of Directors

<i>President</i>	Tim Mozzetti	919-649-1816
	email: tjmozz@gmail.com	
<i>Vice President</i>	Maridy Knight	919-417-7828
	email: maridy16@gmail.com	
<i>Secretary</i>	Andrew Borgna	919-889-2457
	email: akborgna@gmail.com	
<i>(interim) Treasurer</i>	<i>Memb. Director Heather Bohanan is presently also doing these duties...</i>	
<i>Membership</i>	Heather Bohanan	919-326-1956
	email: membership@raleighdartleague.org	
<i>Rules/Grievances</i>	Britt Phillips	919-210-7648
	email: brittt_p@yahoo.com	
<b>League Statistician/Editor:</b>	Jason Kilts	919-423-5766
	email: jdkilts@yahoo.com or jdkilts@gmail.com	

## "HOT DARTS" LISTING GUIDELINES

Here are the guidelines that will be used for the minimum number of all-star points each week for the "hot darts" page.  
"A" Div. = 4.5 or more ASPs; "B" Div. = 4.0 or more ASPs  
"C, D" Divisions = 3.5 or more ASPs  
"E, F, G" Divs. = 3.0 or more ASPs; "H" = 2.5 or more ASPs  
Also, we will list any fast games, high ins, high outs, or other amazing feats that you think warrant a little recognition (e.g., Ins & Outs higher than a Ton, 24-dart cricket games, 15-dart 301s, 24-dart 501s, Ton-70s and up, 5-Bulls+, etc.).  
*Extra note: it's also ok to call in "fast games" in each set, even if they don't necessarily meet the maximum dart counts above.*

## SEASON-LONG TROPHY DART MINIMUM GAMES PLAYED REQUIREMENTS

To be eligible for all-star point ave. & singles win %-age awards, you must play at least 66% of this season's projected games:  
*for Divisions "A" (except team A4) and "B" (8 teams / div.):*  
**Singles win %-age: min. of 19 Singles Games Played**  
**All-star pt. Average: min. of 37 Total Games Played**  
*for team A4 (due to 1 forfeit received):*  
**min. of 18 Singles Games Played, 35 Total Games Played**  
*for Divisions "C", "D", "E", "F" and "G" (7 teams / division):*  
**min. of 16 Singles Games Played, 32 Total Games Played**  
*for teams H1, H2, H3, H4, and H7 (due to 2 forfeits received):*  
**min. of 14 Singles Games Played, 27 Total Games Played**  
*for team H5 (due to 3 forfeits received):*  
**min. of 12 Singles Games Played, 24 Total Games Played**  
*for team H6 (due to 1 forfeit received):*  
**min. of 15 Singles Games Played, 30 Total Games Played**

## RDL WEBSITE - www.raleighdartleague.org

**Webmaster: Matt Ridgway** (of Irrelevant Details)  
contact him, if needed, at: meridgway84@gmail.com

## CALENDAR OF EVENTS

### Wed., May 1 / 8 / 15 - RDL Divisional Tournaments

**Sat., May 4 NC City Dart League & NC Ladies' Cup**  
NCCDL: Ral@Jack, PCity@CapArea, Dur@Pine, ChHill@Wilm, Ashe@Pied, Char@LakeN, (Bye - Boone)  
NCLC: Apex@Jack, FuqVar@CapArea, Dur@Pine, ChHill@Wilm, Char@LakeN, (Byes - Piedmont, Boone)

**May 17-19 36th Annual Savannah Open (ADO) \$5000+**  
17 Gateway Blvd East; info: www.savdarts.org

**Sat., May 18 Spring 2019 - Season Banquet, Upper Deck**  
11:30 a.m. Lunch, awards, blind draw... and friends...

**May 31 - Wreck at the Deck, (ADO), \$5200+,**  
**June 2** The Upper Deck, 329 N. Harrison Ave., Cary  
info: Barbara Cotton, bjcotton69@hotmail.com

### Mon., June 3 RDL Board Meeting

**June 7-9 41st CVDA Classic, (ADO) \$11,076, Stay-Over**  
Suites, Hopewell, VA; www.cvdadarts.com

### Sat., June 22 NCCDL/NCLC match weekend

**Wed., July 24 Fall 2019 - RDL registration, Upper Deck**  
(online registration should be available in the days immediately prior to the 24th)

**Wed., Aug. 7 Fall 2019 - Preseason capt's. mtg., Upper Deck**

**Wed., Aug. 14 Fall 2019 first night of match play**

### Other Local Weekly Leagues

**Mondays Wake Forest Area Dart League**, Wake Forest  
**Tuesdays Bull City Dart League**, Durham  
**Thursdays Triangle Dart League**, Chapel Hill

**Weekly Blind Draws** - Over the years, many blind draws have come and gone. If any of these folds or if any others start up, please let me know and I'll update this list. Thanks.

*(these 2 are double elim., \$5 entry, bar matches the pot... & now they add an extra \$50 if there are 32+ players!)*

**Fri., 8 pm Upper Deck**, 919-460-1786, 329 N. Harrison

**Sun., 8 pm Upper Deck**, 919-460-1786, 329 N. Harrison

*(this one is \$5 entry, bar matches 150% if 16+ players!)*

**Fri., 8 pm Brown's**, 919-878-9092, 5500 Atl. Springs Rd.

*(these two are \$5 entry, bar matches 150% if 16+ players!)*

**Sat., 8 pm Sharky's Place**, 919-783-5448, 5800 Duraleigh

**Mon., 8 pm Sharky's Place**, 919-783-5448, 5800 Duraleigh

*(this one is double elm., \$5 entry, bar matches the pot!)*

**Mon., 8 pm Neighborhood**, 919-377-2344, 301 N. Harrison

*(this one is free, with the winners receiving gift certificates)*

**Tue., 7 pm Jordan Lake Brewing**, 320 E. Durham St., Cary

*(this one is LADIES ONLY, and is held the second Thursday*

*of each month - \$5 entry, bar matches the pot - if there are*

*7 or fewer players, the draw will be a singles tournament)*

**Thu., 7:30 pm Neighborhood**, 919-377-2344, 301 N. Harrison

### PENALTY LOG - All the penalties assessed this season.

**Mail (16 pts.):** North Raleigh Alliance (A, wk.14), Double In, Stumble Out (C, wk.8), Don't Hit the Scorekeeper (F, wk.14), The Neighborhood Dart Knights (H, wk.4, wk.9).

**Ineligible Player (any match win, all points, all statistics):**

The Groupers (H, wk.1, 11 pts.)

**WHERE WE PLAY**

<b>American Legion Fuquay-Varina</b>	<b>919-557-5990</b>
6400 Johnson Pond Road	Fuquay-Varina
-about 0.2 miles from Fuquay Elementary School	
<b>The Big Easy</b>	<b>919-468-6007</b>
231 Grande Heights Drive	Cary
-in the Harrison Pointe Shpg. Ctr., across from Papa John's	
<b>Break Time Billiards</b>	<b>919-615-0107</b>
6442 Tryon Road	Cary
-left of Lowe's Foods, at inter. w/ Cary Parkway	
<b>Brewster's Pub</b>	<b>919-650-1270</b>
1885 Lake Pine Drive	Cary
-next to La Cocina Mexican restaurant	
<b>Brown's Billiards</b>	<b>919-878-9092</b>
5500 Atlantic Springs Road	NE Raleigh
-off Spring Forest Rd., near Wake Forest Rd.	
<b>Champions Bars &amp; More</b>	<b>919-655-5557</b>
2109 Avent Ferry Road, #152	Raleigh
-in Mission Valley Shopping Center	
<b>Chow Pizza Bar</b>	<b>919-841-4995</b>
8311 Creedmoor Road	N. Raleigh
-behind McDonald's, next to Duck Donuts & Greek Fiesta	
<b>Cleveland Draft House - Clayton</b>	<b>919-550-3723</b>
461 Shotwell Road	Clayton
-right behind CVS off route 70	
<b>Cleveland Draft House - Garner</b>	<b>919-771-2337</b>
6101 NC Highway 42 West	Garner
-0.7 mile west of I-40 on NC Highway 42	
<b>Compass Rose Brewery</b>	<b>919-875-5683</b>
3201 Northside Drive #101	N. Raleigh
-take Gresham Lake fr. Capital Blvd, cross RR tracks then left	
<b>Good Times Arcade and Tavern</b>	<b>919-307-3245</b>
74 Son-Lan Parkway, Suite 108	Garner
-just past Pizza Inn, across from Hibachi & Company	
<b>High Park Bar &amp; Grille</b>	<b>919-833-4527</b>
625 E. Whitaker Mill Road	Raleigh
-near intersection of Whitaker Mill & Wake Forest Rd.	
<b>Hot Shots Billiards &amp; Pub</b>	<b>919-460-6307</b>
107 Edinburgh South Drive	Cary
-in MacGregor Village	
<b>Isaac Hunter's Tavern</b>	<b>919-996-9484</b>
414 Fayetteville Street	Raleigh
-between the Sheraton and Sir Walter Apartment Bldg.	
<b>Locked &amp; Loaded Bar &amp; Grill</b>	<b>919-661-6688</b>
305 McCormick Street	Garner
-behind the International House of Pancakes (IHOP)	
<b>Lucky B's Around the Corner</b>	<b>919-833-1310</b>
609 Tucker Street	Raleigh
-near inter. of Glenwood/Tucker, near Armadillo Grill	
<b>Mac's Tavern</b>	<b>919-467-4114</b>
1014 Ryan Road	Cary
-in Village Market Shopping Center	
<b>The Neighborhood Sports Bar</b>	<b>919-377-2344</b>
301 North Harrison Avenue	Cary
-in the space that was Train Station / Playtime Billiards	
<b>Pantana's Pool Hall</b>	<b>919-833-2990</b>
3112 Hillsborough Road	near NCSU
-between Daisy and Shepherd streets	
<b>Pat Murnane's Irish Pub</b>	<b>919-562-5570</b>
2101 South Main Street	Wake Forest
-right next to Euro Café	
<b>Proof Five Points</b>	<b>919-896-9444</b>
1620 Glenwood Ave	Raleigh
-next to the Rialto Theater at the 'five points' intersection	
<b>Rally Point Sport Grill</b>	<b>919-678-1088</b>
1837 N. Harrison Ave.	Cary
-in the Sam's Club plaza near I-40, behind Wendy's	

**REMEMBER: RELOCATED TOURNAMENT MATCHES WILL BE RULED TO BE DOUBLE FORFEITS!!!!**

**TOURNAMENT RESULTS - SEND ME YOUR SCORES!**

Captains, please don't forget to either email or text me your match scores after your tournament matches. You don't need to mail/fax/scan me your sheet, but do shoot me a message with who won and what the score was. Also, don't forget to include any perfect throws with your message too - your players will want their tournament awards as much as (or more than) their regular season awards. Finally, if anybody does anything really good, or if something especially interesting or funny happens, tell me about that stuff too.

**TOURNAMENT PAIRINGS UPDATES**

We don't use the VoiceMail system to anywhere near the same extent as we used to do, so I won't be putting the pairings on there, but I will be sending updated tournament brackets to the email list each week. Plus, I'll bet Matt will post it on the website.

**Start getting your team together for the Fall season now!! Info. is listed on page 1, and will also be in the banquet Tons.**

**TOURNAMENT DIDDLE RULE CLARIFICATION**

For many years, the RDL has used the standard old ADO-style of diddling in best-2-of-3 matches: flip a coin, winner of the toss gets to choose diddle order in game 1, loser of game 1 gets to choose diddle order in game 2, and the loser of the toss gets to choose diddle order in game 3 if it's necessary.

**ONE LAST TIME - REMEMBER... TOURNAMENT MATCHES START AT 7:00 P.M., NOT 8:00 P.M.!!! (And a note on this one... teams are NOT allowed until 8:15 to field four players. 7:15 is the deadline.) (Believe it or not, teams have tried to use that...)**

**PERPETUAL PLAQUES**

Don't forget: RDL offers 'perpetual plaques' for all fast games, ins/outs, & perfect throws (as well team regular season wins, if you want). They're large boards that hold multiple plates. If you would like more details, or to include your name on the list for this style of award, contact VP Maridy Knight BY MAY 5TH if you want one this season (unless your first award is a semis or finals perfect throw...). Her contact info is on page 4. [If you have already started a perpetual plaque, you don't have to 'sign up' again this season - you'll receive plates for your large plaque until it's full, whether you like it or not.]

<b>Scooters</b>	<b>919-954-2171</b>
1911 Sego Court	N. Raleigh
-near Atlantic/Millbrook inter., behind Batteries Plus	
<b>Shakey Ray's Tavern</b>	<b>919-363-2378</b>
5160 Sunset Lake Road	Apex
-formerly Archibald's, next to the BP station	
<b>Sharky's Place</b>	<b>919-783-5448</b>
5800 Duraleigh Road	NW Raleigh
-in the Yuppie Center near US 70 intersection	
<b>Snooker's-RW</b>	<b>919-828-7665</b>
3520 Wade Avenue	NW Raleigh
-in Ridgewood Shopping Center	
<b>Triple Barrel Tavern - Fuquay-Varina</b> (formerly Tyler's Tavern)	
2221 North Grassland Road	<b>919-762-0940</b>
-across from Bagels Plus, right off of N Fuquay-Varina	
<b>The Upper Deck</b>	<b>919-460-1786</b>
329 N. Harrison Avenue	Cary
-near intersection. of N. Harrison & Highway 54	

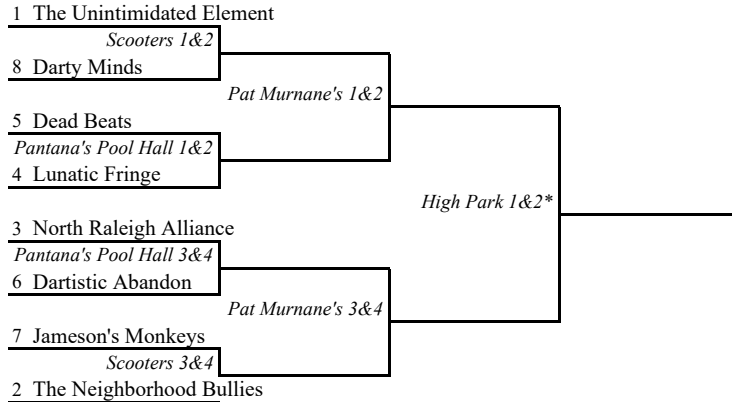
Printed below are the tournament brackets (with match locations) which we will be using this season. Please notify your team of possible match locations for your team's matches in the tournament. Host establishment phone numbers and addresses are on page 5. **REMEMBER: Tournament matches start at 7:00 p.m.**  
 This is the only Tons that I will send during the tourney, but as with the first round matches, I will send updated pairings to the league email lists.  
 [Note: Whenever an asterisk (\*) is included, that means a third board may be available and the captains may agree to use it in order to shorten the match time.]  
 [Note: (↻) No tournament seedings in any division are subject to flip, as all scoresheets from the entire season have already been received.]

## SPRING 2019 RDL DIVISIONAL TOURNAMENT SCHEDULE

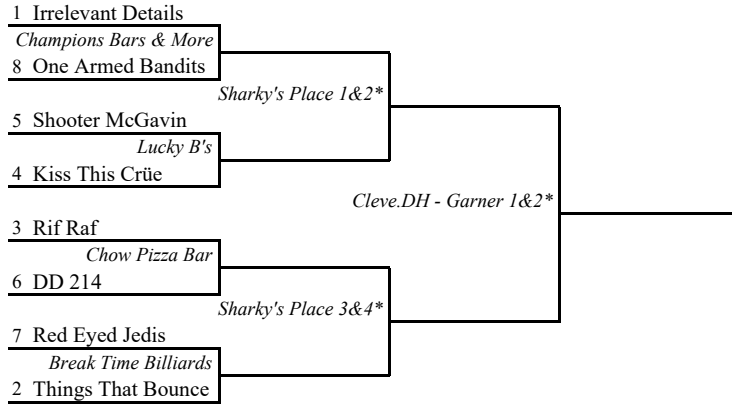
Quarterfinals (5/1)	Semifinals (5/8)	Finals (5/15)	<b>WINNER</b>
---------------------	------------------	---------------	---------------

Quarterfinals (5/1)	Semifinals (5/8)	Finals (5/15)	<b>WINNER</b>
---------------------	------------------	---------------	---------------

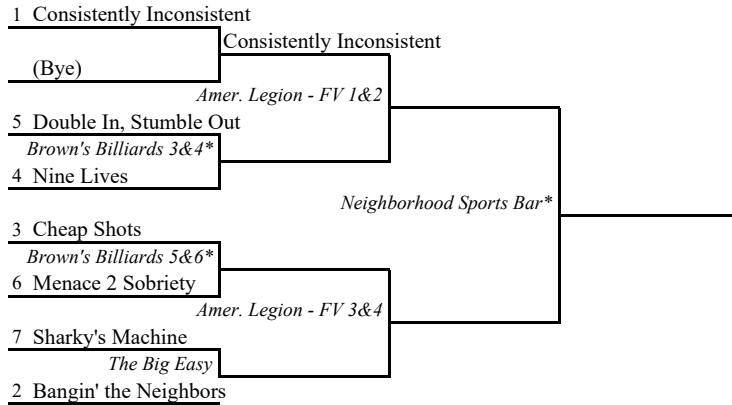
### "A" Division



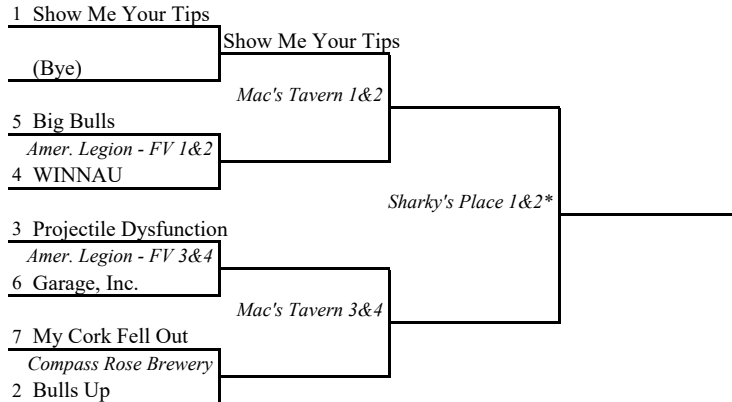
### "B" Division



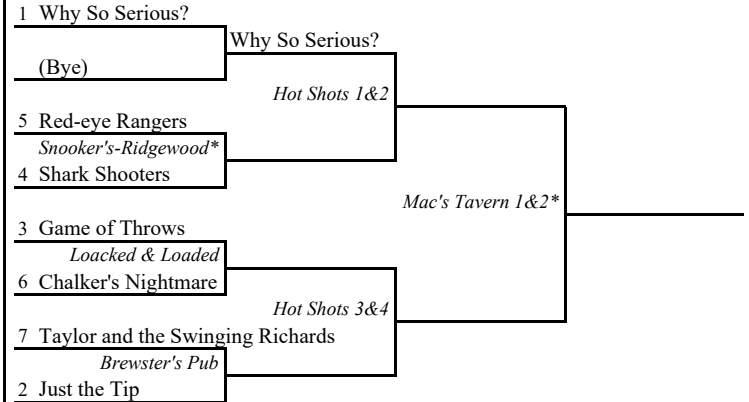
### "C" Division



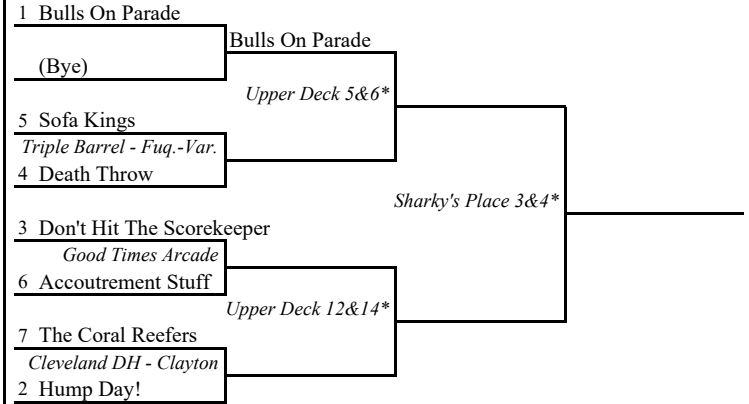
### "D" Division



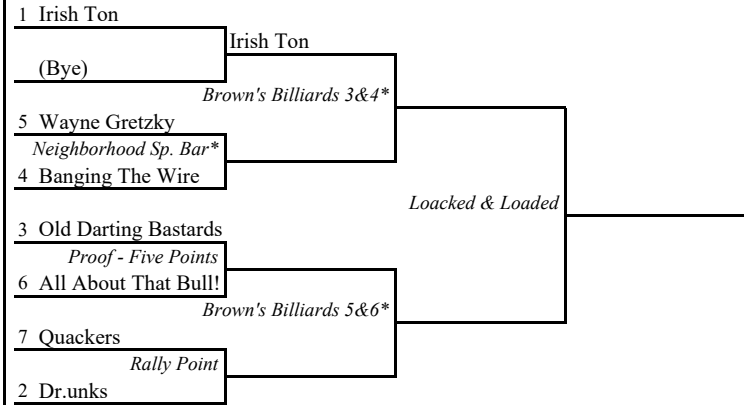
### "E" Division



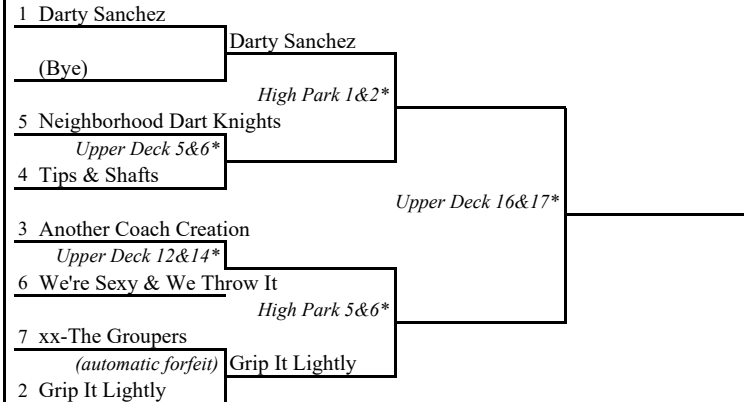
### "F" Division



### "G" Division



### "H" Division



Last week's question(s): (the last of the season) *Tonight there is a head-to-head matchup for a spot in A division's top-six (and very likely a spot in A next season). In the past 45 seasons, how many of the 90 teams that finished with a top-two spot in B then finished in the top-six in A (if an 8-team division) or top-five (if a 7-team division) the following season? Also, how many times in those 45 seasons have BOTH top-two B teams climbed up to A and avoided a bottom-two finish in A that very next season?*

The answer: Ok, I pulled the Fall 1995 banquet issue (the last season during which the statistician wasn't me), so I expanded this to 46 seasons. And then I actually was able to add this season now that the regular season is completed, so we'll actually answer this one for the last 47 seasons instead of the last 45. In those 47 seasons, 31 of the 94 teams that had finished top-two in B the previous season were able to earn a spot above the bottom-two in A division. 33.0% is actually a good bit higher than I expected the rate to be. 22 times neither of the top two B teams made it above the bottom-two in A, 19 times one of

the teams did, and 6 times both(!) of the teams did. Those six times happened in the Fall 1997 season, in Spring 1998, in Fall 2002, in Spring 2005, in Fall 2008, and... this season!! Dartistic's late charge gave the two teams that moved up "staying spots" for the first time in the last 21 seasons. [Bonus answer: the highest finishes by a team moving up from B during those 47 seasons were a pair of 2nd place finishes - by Shameless & Aimless VII in the Fall 1998 season (after they had won F, been 2nd in E, won D, won C, and won B, in the 5 previous seasons), and by Varina Sports Bar in Spring 2003 (which had 4 of the same players as the Shameless & Aimless VII roster from 1998!).]

### TOURNAMENT PREDICTIONS

Not much room left here... Let's just celebrate that I was able to post an 18-7 record last week, taking me to 246-105 (70.1% correct) for the season.

**"A" Division:** There is a lot of talent in A, more than in many seasons.

However, this is still looking like a two-team race. It's hard to beat a team three times in a season, but I'm still taking my own team (Element) over the Bullies in the final. Alliance, being the clear #3, will also roll to the semis, and I'm thinking Fringe outlasts Dead Beats for the other win.

**"B" Division:** It seems like a lot of teams in B could be the survivor here. I have no idea why though, but I'm thinking we are going to be pretty short on upsets here. That is completely illogical given the last months of results, but I'm guessing that the only "upset" in this draw will be the Things bouncing back with a win over Irrelevant in the final.

**"C" Division:** With all due respect to the #2 and #3 seeds, I feel like the semifinal between Inconsistent and the Niners is the biggest match of this bracket. Both Bangin' and Cheapies make the semis (with Bangin' moving to the finals because the Cheapies can't win a DCKT), but it's the Inconsistent-Niners winner that takes this. p.s. It's Inconsistent.

**"D" Division:** For the third straight season, Show Me outdueled Bulls Up for the season title. And for the third straight season, Bulls Up will try to pay them back by taking the tournament Mugs. Well, this just in - yep, they're going to do it again. Projectile will make the semis too, and I think they'll be joined by Big Bulls (who just barely got by WINNAU).

**"E" Division:** Wow... every E team that isn't first or last won more than 45% of its games, and also less than 55%. Almost indistinguishable. If they don't trip over their own feet, Why So Serious? is thus primed to fill the season/tournament double. In the end, I think the higher seed wins every match in this bracket. But I'm only sure about the Serious...

**"F" Division:** Remember when Bulls On Parade was undefeated and cruising? Feels like a long time ago. Will Hump Day or Scorekeeper surpass them here now? If Chris Robertson was still around (seems like he is gone, no?), I would say yes for Scorekeeper. But he's not. So, it's still Parade in the end, over Hump Day. Death Throw makes the semis.

**"G" Division:** What... is... going... on... here? The only team that won more than 52.4% of its games (seriously!) has lost 4 of its last 7. Sooooo many teams could win this thing. This is a mess. I'll go with Dr.unks (with so little certainty), just because of their SCkT record. They face Wire in the final (if Wire gets by Gretzky, who I think could make the final instead), and Old Darting and the Irish reach the semifinals too.

**"H" Division:** Only six teams in H, and I think 3 of them have a serious shot here. I will go with Sanchez, if for no reason other than the fact that they won't have to face Grip It or Coach in the semis. I'll take Grip It in that semi, but if you told me it would be Coach, I'd believe that too.

**Dark Horses:** Wayne Gretzky in G, Nine Lives in C (they were 4th, so still a dark horse), and Chalker's Nightmare in E at least making the final.

**Surest things:** Why So Serious? in E; Element-Bullies in the A final; and despite their week 14 collapse, I'll take Things That Bounce in B.

### WHO DIDN'T PLAY?!

Some seasons this is one of my favorite items - the one where I report which individual leaders sat out sets in the final week. Although we can never be certain of the reason that somebody sits out, I'm sure we all have our guesses, and knowing who to guess about is lots of fun.

Many recent seasons have had pretty diverse sit-out reasons and outcomes. From sitting out to avoid losing, to sitting out and costing yourself a shot at the minimum games, to being absent and losing out, to being absent and gaining from it, recent seasons have had most everything. And this season... it certainly has some interesting (and painful, in some cases!) stuff... So let's see what we've got!

Ok, how about we start with the singles title chases? There were a couple of minor game-sits in the women's races, but they didn't really affect much, and some came after another 301 result was already in. So not a lot there. But in the division races, we have two items to highlight.

In G division, Spencer Mickler entered week 14 with a one-win lead on Jeremy Gower. Mickler hadn't sat a singles since week 2, and hadn't sat a set of any kind since week 3. And on top of that, his team was in the G season title fight! But... he sat both singles. And Gower simply went 2-0 and passed him. Even just going 1-0 would have tied for the Mug. He *had* to have just arrived late, right? This couldn't have been the plan...

Meanwhile, over in H division, Eric Trefzger of Darty Sanchez simply needed to not lose a singles (be it 0-0, 1-0, or 2-0) to close Al Al-Hoory of Grip It Lightly (who had a week 14 bye). Well, for the first time this season, Trefzger sat a singles (301, presumably to avoid one of those 301 blips that tend to happen), but that evidently left him cold for SCkT. Yep, you guessed it, his first SCkT loss since week 1, and bye-bye Mug.

Over in the all-star point averages races, we had a pair of slightly questionable ones, and a minor catastrophic situation. Let's start with the somewhat more minor ones.

In B division, leader Jeremy Limerick of Irrelevant Details sat out *both* doubles sets, with his team chasing down the B season crown. It was the first time he had sat one of the first three sets of the night all season. But it wasn't all that necessary, as one of his only two pursuers (Jeff Watson, Jr. of Kiss This Crüe) had to play all 4 sets to qualify, and he only played 3.

Then in F division, eventual winner Randy Deemer of Hump Day! sat out 501 and finished slightly ahead of Doug Bozza. But playing that set wouldn't have made any difference, and spreading games around evenly is kind of a Hump Day thing, so... not much to see here.

But where is there something to see?! In the G women's ASP race! Oh, the agony here!! Leader Cindy Voorhees of All About That Bull! needed 4 games played to qualify... and she sat SCkT! 2nd place Susan Gouge of Dr.unks actually needed to play extra games (as in with her team playing shorthanded), and that didn't happen, so she was out. Next, it was up to 3rd place Madison Mickler of Irish Ton, who also needed just 4 games played to qualify... and she sat the last set of the night/season! And all of a sudden, poof, 4th place Lauren Gaines of Wayne Gretzky jumped up to claim the Mug as last woman standing, despite the leader having more than triple her ASP average entering the night!! I've said it here a hundred times people - you have to pay attention to the rules / Tons reminders / etc. And the first necessity for winning something is to actually be there to compete for it. Ouch.

### Spring 2019 RDL Top Singles Records (by division) (through end of season)

<u>"A" Division</u>				<u>"E" Division</u>							
		W	L	%-age		W	L	%-age			
1	Stewart, P.J.	A4/ The Neighborhood Bullies	23	1	<b>0.958</b>	1	Zelinack, Jason	E7/ Chalker's Nightmare	17	2	<b>0.895</b>
2	Phillips, Robbie	A1/ The Unintimidated Eleme	26	2	0.929	2	Cole, Mike	E3/ Why So Serious?	20	4	0.833
3	Johnson, Michael	A4/ The Neighborhood Bullies	20	4	0.833	3	Anderson, Ryan	E5/ Shark Shooters	18	4	0.818
4	Gibson, Pat	A4/ The Neighborhood Bullies	21	5	0.808	4	Bumpass, Mike	E3/ Why So Serious?	17	4	0.810
	Massengill, Chad	A1/ The Unintimidated Eleme	21	5	0.808		Powell, Zach	E4/ Red-eye Rangers	17	4	0.810
6	(two tied)		20	7	0.741	6	Rudy, Jeff	E1/ Game of Throws	21	5	0.808
<u>"B" Division</u>				<u>"F" Division</u>							
		W	L	%-age		W	L	%-age			
1	Winters, Tom	B1/ Things That Bounce	20	5	<b>0.800</b>	1	Deemer, Randy	F1/ Hump Day!	18	3	<b>0.857</b>
2	Limerick, Jeremy	B7/ Irrelevant Details	22	6	0.786	2	Krestalude, Andy	F1/ Hump Day!	18	4	0.818
3	McCartney, Joe	B1/ Things That Bounce	16	6	0.727	3	Russell, Jeff	F7/ Don't Hit The Scorekeeper	17	4	0.810
4	Richardson, Shane	B6/ One Armed Bandits	15	6	0.714	4	Bosier, Sean	F3/ Death Throw	19	5	0.792
5	Holland, Stephen	B5/ Red Eyed Jedis	17	7	0.708	5	Heath, John	F4/ Bulls On Parade	18	6	0.750
6	Jur, Jess	B8/ Rif Raf	14	6	0.700	6	Wissinger, Wes	F5/ Accoutrement Stuff	17	6	0.739
<u>"C" Division</u>				<u>"G" Division</u>							
		W	L	%-age		W	L	%-age			
1	Hindle, Mikey	C2/ Cheap Shots	20	4	<b>0.833</b>	1	Gower, Jeremy	G6/ Dr.unks	19	3	<b>0.864</b>
2	Bottomley, Kevin	C4/ Bangin' the Neighbors	18	4	0.818	2	Mickler, Spencer	G4/ Irish Ton	18	3	0.857
3	McNamara, Tim	C7/ Consistently Inconsistent	16	4	0.800	3	Murdock, Nick	G6/ Dr.unks	18	4	0.818
4	Moody, Chris	C7/ Consistently Inconsistent	15	4	0.789	4	Musil, Dylan	G1/ Old Darting Bastards	18	6	0.750
5	James, Bob	C2/ Cheap Shots	12	5	0.706		Rigert, Joe, Sr.	G3/ Wayne Gretzky	18	6	0.750
6	Porcelli, Robb	C1/ Nine Lives	13	6	0.684		Holland, Tom	G5/ All About That Bull!	15	5	0.750
<u>"D" Division</u>				<u>"H" Division</u>							
		W	L	%-age		W	L	%-age			
1	Powell, Lee	D5/ Show Me Your Tips	17	5	<b>0.773</b>	1	Al-Hoory, Al Mothanna	H5/ Grip It Lightly	11	2	<b>0.846</b>
1	Stewart, Kevin	D4/ Big Bulls	17	5	<b>0.773</b>	2	Trefzger, Eric	H7/ Darty Sanchez	14	3	0.824
3	Azevedo, Angelo	D7/ WINNAU	15	5	0.750	3	Davis, Luc	H5/ Grip It Lightly	12	3	0.800
	Tuffillaro, Lou	D7/ WINNAU	15	5	0.750	4	Trefzger, Mike	H7/ Darty Sanchez	15	4	0.789
5	Blake, Terry	D5/ Show Me Your Tips	18	7	0.720	5	McNamara, Ken	H3/ We're Sexy & We Throw	14	4	0.778
6	(two tied)	D6/ Bulls Up	15	6	0.714	6	(four tied)				0.750

<u>Women's Records</u>					
		W	L	%-age	
A	[There are no women in A division.]				
B	Blackwelder, Deb	B7/ Irrelevant Details	14	9	<b>0.609</b>
C	Fisher, Jessie	C4/ Bangin' the Neighbors	15	9	<b>0.625</b>
D	Hamilton, Dawn	D3/ My Cork Fell Out	14	11	<b>0.560</b>

<u>(# of women by division: A-0, B-6, C-3, D-7, E-4, F-2, G-12, H-11)</u>					
		W	L	%-age	
E	Stacy, Michelle	E5/ Shark Shooters	9	7	<b>0.563</b>
F	Mathews, Olivia	F3/ Death Throw	13	11	<b>0.542</b>
G	Voorhees, Cindy	G5/ All About That Bull!	7	10	0.412
H	[No women in H division played the minimum number of games.]				

### Spring 2019 RDL Top Doubles Records (by division) (through end of season)

<u>"A" Division</u>				<u>"E" Division</u>							
		W	L	%-age		W	L	%-age			
1	Phillips, Robbie	A1/ The Unintimidated Eleme	24	4	0.857	1	Bumpass, Mike	E3/ Why So Serious?	21	2	0.913
2	Massengill, Chad	A1/ The Unintimidated Eleme	20	4	0.833	2	Cannizzaro, Anthony	E3/ Why So Serious?	18	2	0.900
3	Kramer, John	A1/ The Unintimidated Eleme	18	5	0.783	3	Rice, Teddy	E3/ Why So Serious?	17	4	0.810
4	Tan, Wil	A1/ The Unintimidated Eleme	20	6	0.769	4	Adams, Brad	E2/ Just the Tip	17	5	0.773
5	Carroll, John	A1/ The Unintimidated Eleme	19	6	0.760	5	Cole, Mike	E3/ Why So Serious?	15	5	0.750
6	Stewart, Pete	A4/ The Neighborhood Bullies	13	5	0.722	6	Smelik, Pat	E1/ Game of Throws	14	6	0.700
<u>"B" Division</u>				<u>"F" Division</u>							
		W	L	%-age		W	L	%-age			
1	Bathurst, Ryan	B4/ Kiss This Crüe	15	6	0.714	1	Heath, John	F4/ Bulls On Parade	19	3	0.864
	Fournier, Jeff	B7/ Irrelevant Details	15	6	0.714	2	Whitley, Brian	F4/ Bulls On Parade	19	5	0.792
3	Horger, Dennis	B8/ Rif Raf	19	8	0.704	3	Willis, Tolson	F3/ Death Throw	16	7	0.696
4	Gaertner, Brian	B8/ Rif Raf	14	6	0.700		Wissinger, Wes	F5/ Accoutrement Stuff	16	7	0.696
5	Howard, Brian	B2/ Shooter McGavin	19	9	0.679	5	Bosier, Sean	F3/ Death Throw	16	8	0.667
6	Trefzger, Ken	B6/ One Armed Bandits	16	8	0.667		(two tied)		12	6	0.667
<u>"C" Division</u>				<u>"G" Division</u>							
		W	L	%-age		W	L	%-age			
1	Hudson, Dallas	C4/ Bangin' the Neighbors	16	5	0.762	1	Close, Eddie	G1/ Old Darting Bastards	14	3	0.824
2	McNamara, Tim	C7/ Consistently Inconsistent	14	5	0.737	2	Holland, Tom	G5/ All About That Bull!	16	4	0.800
3	Porcelli, Robb	C1/ Nine Lives	14	6	0.700	3	Bowser, Brian	G4/ Irish Ton	14	5	0.737
4	McCartney, Eric	C3/ Menace 2 Sobriety	16	7	0.696	4	Mickler, Spencer	G4/ Irish Ton	16	7	0.696
5	Simpson, Aden	C6/ Double In, Stumble Out	16	8	0.667	5	(three tied)		14	7	0.667
6	Moody, Chris	C7/ Consistently Inconsistent	13	7	0.650						
<u>"D" Division</u>				<u>"H" Division</u>							
		W	L	%-age		W	L	%-age			
1	Butterworth, Dan	D6/ Bulls Up	19	4	0.826	1	Hamer, Andrew	H1/ Another Coach Creation	15	1	0.938
	Butterworth, Jim	D6/ Bulls Up	19	4	0.826	2	Trefzger, Mike	H7/ Darty Sanchez	16	3	0.842
3	Peterson, Chris	D2/ Projectile Dysfunction	19	5	0.792	3	Trefzger, Eric	H7/ Darty Sanchez	13	3	0.813
4	Bushman, Brad	D5/ Show Me Your Tips	15	5	0.750	4	Wilson, Matthew	H4/ Tips & Shafts	15	5	0.750
5	Gardner, Mike	D1/ Garage, Inc.	17	6	0.739	5	Al-Hoory, Al Mothanna	H5/ Grip It Lightly	10	4	0.714
6	Smith, Brian	D2/ Projectile Dysfunction	16	6	0.727	6	Wernet, Brad	H7/ Darty Sanchez	11	5	0.688

<u>Women's Records</u>					
		W	L	%-age	
A	[There are no women in A division.]				
B	Blackwelder, Deb	B7/ Irrelevant Details	15	8	0.652
C	Blackwelder, Allyson	C6/ Double In, Stumble Out	13	11	0.542
D	Cotton, Barbara	D7/ WINNAU	10	10	0.500

<u>(# of women by division: A-0, B-6, C-3, D-7, E-4, F-2, G-12, H-11)</u>					
		W	L	%-age	
E	Stacy, Michelle	E5/ Shark Shooters	4	12	0.250
F	Mathews, Olivia	F3/ Death Throw	9	16	0.360
G	Gaines, Lauren	G3/ Wayne Gretzky	1	16	0.059
H	McCann, Amanda	H5/ Grip It Lightly	6	6	0.500



(There are no missing statistics, as all scoresheets from the entire season have been received.) (Game minimums required for these listings: 24 for team H5; 27 for teams H1,H2,H3,H4,H7; 30 for team H6; 32 for all C/D/E/F/G division teams; 35 for team A4; 37 for teams A1-A3, A5-A8, and all B division teams)

### Spring 2019 RDL Top Singles+Doubles Records (by division) (through end of season)

<u>"A" Division</u>				<u>"E" Division</u>							
		W	L	%-age		W	L	%-age			
1	Phillips, Robbie	A1/ The Unintimidated Eleme	50	6	0.893	1	Bumpass, Mike	E3/ Why So Serious?	38	6	0.864
2	Massengill, Chad	A1/ The Unintimidated Eleme	41	9	0.820	2	Cannizzaro, Anthony	E3/ Why So Serious?	29	7	0.806
3	Gibson, Pat	A4/ The Neighborhood Bullies	39	12	0.765	3	Cole, Mike	E3/ Why So Serious?	35	9	0.795
4	Carroll, John	A1/ The Unintimidated Eleme	39	13	0.750	4	Adams, Brad	E2/ Just the Tip	27	9	0.750
	Stewart, P.J.	A4/ The Neighborhood Bullies	36	12	0.750	5	Zelinack, Jason	E7/ Chalker's Nightmare	27	10	0.730
6	Kramer, John	A1/ The Unintimidated Eleme	35	12	0.745	6	Powell, Zach	E4/ Red-eye Rangers	31	12	0.721
<u>"B" Division</u>				<u>"F" Division</u>							
		W	L	%-age		W	L	%-age			
1	Winters, Tom	B1/ Things That Bounce	36	14	0.720	1	Heath, John	F4/ Bulls On Parade	37	9	0.804
2	Limerick, Jeremy	B7/ Irrelevant Details	34	14	0.708	2	Whitley, Brian	F4/ Bulls On Parade	35	12	0.745
3	McCartney, Joe	B1/ Things That Bounce	27	12	0.692	3	Bosier, Sean	F3/ Death Throw	35	13	0.729
4	Horger, Dennis	B8/ Rif Raf	34	17	0.667	4	Wissinger, Wes	F5/ Accoutrement Stuff	33	13	0.717
	Fournier, Jeff	B7/ Irrelevant Details	28	14	0.667	5	Russell, Jeff	F7/ Don't Hit The Scorekeeper	32	13	0.711
6	Howard, Brian	B2/ Shooter McGavin	37	19	0.661	6	Deemer, Randy	F1/ Hump Day!	28	13	0.683
<u>"C" Division</u>				<u>"G" Division</u>							
		W	L	%-age		W	L	%-age			
1	McNamara, Tim	C7/ Consistently Inconsistent	30	9	0.769	1	Holland, Tom	G5/ All About That Bull!	31	9	0.775
2	Bottomley, Kevin	C4/ Bangin' the Neighbors	32	12	0.727	2	Mickler, Spencer	G4/ Irish Ton	34	10	0.773
3	Hudson, Dallas	C4/ Bangin' the Neighbors	31	12	0.721	3	Murdock, Nick	G6/ Dr.unks	32	11	0.744
4	Moody, Chris	C7/ Consistently Inconsistent	28	11	0.718	4	Gower, Jeremy	G6/ Dr.unks	28	12	0.700
5	Porcelli, Robb	C1/ Nine Lives	27	12	0.692	5	Rigert, Joe, Sr.	G3/ Wayne Gretzky	33	15	0.688
6	Hindle, Mikey	C2/ Cheap Shots	32	16	0.667	6	Bowser, Brian	G4/ Irish Ton	25	12	0.676
<u>"D" Division</u>				<u>"H" Division</u>							
		W	L	%-age		W	L	%-age			
1	Butterworth, Dan	D6/ Bulls Up	34	10	0.773	1	Hamer, Andrew	H1/ Another Coach Creation	25	4	0.862
2	Butterworth, Jim	D6/ Bulls Up	34	11	0.756	2	Trefzger, Eric	H7/ Darty Sanchez	27	6	0.818
3	Peterson, Chris	D2/ Projectile Dysfunction	34	14	0.708	3	Trefzger, Mike	H7/ Darty Sanchez	31	7	0.816
4	Azevedo, Angelo	D7/ WINNAU	29	12	0.707	4	Al-Hoory, Al Mothanna	H5/ Grip It Lightly	21	6	0.778
5	Lueneburg, Randy	D7/ WINNAU	29	13	0.690	5	Wilson, Matthew	H4/ Tips & Shafts	30	10	0.750
6	Tuffillaro, Lou	D7/ WINNAU	25	12	0.676	6	Wernet, Brad	H7/ Darty Sanchez	24	10	0.706

<u>Women's Records</u>				<u>(# of women by division: A-0, B-6, C-3, D-7, E-4, F-2, G-12, H-11)</u>							
		W	L	%-age		W	L	%-age			
A	[There are no women in A division.]				E	Stacy, Michelle	E5/ Shark Shooters	13	19	0.406	
B	Blackwelder, Deb	B7/ Irrelevant Details	29	17	0.630	F	Mathews, Olivia	F3/ Death Throw	22	27	0.449
C	Fisher, Jessie	C4/ Bangin' the Neighbors	22	20	0.524	G	Gaines, Lauren	G3/ Wayne Gretzky	5	32	0.135
D	Hamilton, Dawn	D3/ My Cork Fell Out	25	26	0.490	H	Osier, Emmalee	H6/ The Neighborhood Dart K	11	19	0.367

### Spring 2019 RDL Top All-Star Point Averages (by division) (through end of season)

<u>"A" Division</u>				<u>"E" Division</u>							
		ASP	TGP	Ave.		ASP	TGP	Ave.			
1	Gibson, Pat	A4/ The Neighborhood Bullies	121.0	51	<b>2.373</b>	1	Zelinack, Jason	E7/ Chalker's Nightmare	55.5	37	<b>1.500</b>
2	Phillips, Robbie	A1/ The Unintimidated Eleme	116.0	56	2.071	2	Cashin, Jeff	E2/ Just the Tip	40.5	39	1.038
3	Johnson, Michael	A4/ The Neighborhood Bullies	78.5	50	1.570	3	Cole, Mike	E3/ Why So Serious?	41.0	44	0.932
4	Work, Joe	A3/ North Raleigh Alliance	87.0	56	1.554	4	Adams, Brad	E2/ Just the Tip	31.5	36	0.875
5	Tan, Wil	A1/ The Unintimidated Eleme	82.0	53	1.547	5	Cannizzaro, Anthony	E3/ Why So Serious?	29.5	36	0.819
6	Massengill, Chad	A1/ The Unintimidated Eleme	74.0	50	1.480	6	Rudy, Jeff	E1/ Game of Throws	31.5	50	0.630
<u>"B" Division</u>				<u>"F" Division</u>							
		ASP	TGP	Ave.		ASP	TGP	Ave.			
1	Limerick, Jeremy	B7/ Irrelevant Details	48.5	48	<b>1.010</b>	1	Deemer, Randy	F1/ Hump Day!	28.5	41	<b>0.695</b>
2	Jur, Jess	B8/ Rif Raf	38.0	40	0.950	2	Bozza, Doug	F6/ Sofa Kings	28.5	43	0.663
3	Trefzger, Ken	B6/ One Armed Bandits	39.0	48	0.813	3	Heath, John	F4/ Bulls On Parade	29.5	46	0.641
4	Sellers, Mark	B5/ Red Eyed Jedis	40.0	50	0.800	4	Shearin, Phillip	F7/ Don't Hit The Scorekeeper	28.0	47	0.596
5	McCartney, Joe	B1/ Things That Bounce	31.0	39	0.795	5	Russell, Jeff	F7/ Don't Hit The Scorekeeper	26.5	45	0.589
6	White, Jim	B6/ One Armed Bandits	40.5	52	0.779	6	Wissinger, Wes	F5/ Accoutrement Stuff	26.5	46	0.576
<u>"C" Division</u>				<u>"G" Division</u>							
		ASP	TGP	Ave.		ASP	TGP	Ave.			
1	McNamara, Tim	C7/ Consistently Inconsistent	51.5	39	<b>1.321</b>	1	Rigert, Joe, Sr.	G3/ Wayne Gretzky	49.0	48	<b>1.021</b>
2	Moody, Chris	C7/ Consistently Inconsistent	35.5	39	0.910	2	Finney, Dave	G3/ Wayne Gretzky	33.5	44	0.761
3	Hudson, Dallas	C4/ Bangin' the Neighbors	33.5	43	0.779	3	Holland, Tom	G5/ All About That Bull!	29.5	40	0.738
4	Bottomley, Kevin	C4/ Bangin' the Neighbors	32.5	44	0.739	4	Gouge, Shane	G6/ Dr.unks	28.0	41	0.683
5	Simpson, Aden	C6/ Double In, Stumble Out	34.5	48	0.719	5	Musil, Dylan	G1/ Old Darting Bastards	32.5	48	0.677
6	Bass, Joe	C7/ Consistently Inconsistent	22.5	35	0.643	6	Bowen, Andy	G2/ Banging The Wire	25.5	39	0.654
<u>"D" Division</u>				<u>"H" Division</u>							
		ASP	TGP	Ave.		ASP	TGP	Ave.			
1	Azevedo, Angelo	D7/ WINNAU	38.0	41	<b>0.927</b>	1	Davis, P.J.	H5/ Grip It Lightly	23.0	34	<b>0.676</b>
2	Butterworth, Jim	D6/ Bulls Up	40.0	45	0.889	2	Davis, Luc	H5/ Grip It Lightly	19.5	30	0.650
3	Powell, Lee	D5/ Show Me Your Tips	34.5	41	0.841	3	Hamer, Andrew	H1/ Another Coach Creation	16.0	29	0.552
4	Lueneburg, Randy	D7/ WINNAU	35.0	42	0.833	4	Trefzger, Mike	H7/ Darty Sanchez	20.5	38	0.539
5	Tant, J.J.	D2/ Projectile Dysfunction	37.0	47	0.787	5	Tompkins, Charles	H4/ Tips & Shafts	21.5	40	0.538
6	Clark, Dan	D2/ Projectile Dysfunction	30.0	40	0.750	6	McNamara, Ken	H3/ We're Sexy & We Throw	19.0	37	0.514

<u>Women's Records</u>				<u>(# of women by division: A-0, B-6, C-3, D-7, E-4, F-2, G-12, H-11)</u>							
		ASP	TGP	Ave.		ASP	TGP	Ave.			
A	[There are no women in A division.]				E	Caldwell, Taylor	E6/ Taylor and the Swinging F	15.0	37	<b>0.405</b>	
B	Phillips, Julie	B4/ Kiss This Crüe	36.5	49	<b>0.745</b>	F	Mathews, Olivia	F3/ Death Throw	20.0	49	<b>0.408</b>
C	Fisher, Jessie	C4/ Bangin' the Neighbors	21.0	42	<b>0.500</b>	G	Gaines, Lauren	G3/ Wayne Gretzky	5.0	37	<b>0.135</b>
D	Jeffcoat, Angela	D3/ My Cork Fell Out	19.5	52	<b>0.375</b>	H	Osier, Emmalee	H6/ The Neighborhood Dart K	5.0	30	<b>0.167</b>

	Singles 301	Singles Crocket	Singles Record	Singles Win %-age	Doubles Crocket	Doubles 501	Doubles Record	Doubles Win %-age	Sngls + Dbls Record	Sngls + Dbls Win %-age	Tiebreaker Ws	Tiebreaker Ls	All-Star Points	Games Played	All-Star Point Average	Matches Played
<b>A1/ The Unintimidated Element</b>	57 27	67 17	124 44	0.738	34 8	33 9	67 17	0.798	258 78	0.768	6 0	462.0	336	1.375		
A 10 Kilts, Jason	1 2	2 0	3 2	0.600	2 0	2 2	4 2	0.667	7 4	0.636	0 0	10.5	11	0.955	5	
A 11 Brown, Tom	6 3	7 2	13 5	0.722	7 2	8 1	15 3	0.833	28 8	0.778	0 0	42.0	36	1.167	9	
A 12 Carroll, John	9 4	11 3	20 7	0.741	9 2	10 4	19 6	0.760	39 13	0.750	1 0	61.5	52	1.183	14	
A 13 Jacobi, Paul	1 1	0 1	1 2	0.333	4 0	3 1	7 1	0.875	8 3	0.727	0 0	3.0	11	0.273	5	
A 14 Knight, Mark	0 0	0 0	0 0	---	0 0	0 0	0 0	---	0 0	---	0 0	0.0	0	---	0	
A 15 Kramer, John	7 5	10 2	17 7	0.708	9 3	9 2	18 5	0.783	35 12	0.745	1 0	53.5	47	1.138	12	
A 16 Massengill, Chad	9 4	12 1	21 5	0.808	13 0	7 4	20 4	0.833	41 9	0.820	1 0	74.0	50	1.480	13	
A 17 Phillips, Robbie	13 1	13 1	26 2	0.929	11 3	13 1	24 4	0.857	50 6	0.893	1 0	116.0	56	2.071	14	
A 18 Smith, Allen	2 3	2 3	4 6	0.400	3 2	4 1	7 3	0.700	11 9	0.550	1 0	19.5	20	0.975	5	
A 19 Tan, Wil	9 4	10 4	19 8	0.704	10 4	10 2	20 6	0.769	39 14	0.736	1 0	82.0	53	1.547	14	
<b>A2/ Darty Minds</b>	31 47	20 58	51 105	0.327	10 29	14 25	24 54	0.308	99 213	0.317	0 0	215.5	312	0.691		
A 20 Reitano, Sal	7 3	4 8	11 11	0.500	3 8	5 9	8 17	0.320	19 28	0.404	0 0	40.0	47	0.851	11	
A 21 Maccini, Billy	2 5	0 7	2 12	0.143	0 7	1 3	1 10	0.091	3 22	0.120	0 0	16.0	25	0.640	7	
A 22 Bradshaw, Rick	3 7	1 9	4 16	0.200	3 7	4 6	7 13	0.350	11 29	0.275	0 0	17.0	40	0.425	9	
A 23 Foushee, Eugene	6 8	3 9	9 17	0.346	3 9	5 7	8 16	0.333	17 33	0.340	0 0	23.5	50	0.470	12	
A 24 Seward, Mike	8 4	6 6	14 10	0.583	4 9	5 7	9 16	0.360	23 26	0.469	0 0	71.0	49	1.449	12	
A 25 Jobe, C.J.	3 8	6 7	9 15	0.375	5 8	4 8	9 16	0.360	18 31	0.367	0 0	32.5	49	0.663	12	
A 26 Martin, Pat	2 8	0 9	2 17	0.105	2 7	4 7	6 14	0.300	8 31	0.205	0 0	14.5	39	0.372	11	
A 27 Evans, Mike	0 4	0 3	0 7	0.000	0 3	0 3	0 6	0.000	0 13	0.000	0 0	1.0	13	0.077	4	
<b>A3/ North Raleigh Alliance</b>	39 45	45 39	84 84	0.500	23 19	23 19	46 38	0.548	176 160	0.524	7 0	333.0	336	0.991		
A 30 Huffman, David	5 9	9 5	14 14	0.500	11 3	8 6	19 9	0.679	33 23	0.589	1 0	52.5	56	0.938	14	
A 31 Tanner, Dave	4 8	3 7	7 15	0.318	3 7	5 3	8 10	0.444	15 25	0.375	1 0	27.5	40	0.688	13	
A 32 Work, Joe	9 5	11 3	20 8	0.714	7 7	7 7	14 14	0.500	34 22	0.607	1 0	87.0	56	1.554	14	
A 33 Kerr, Jim	4 4	4 7	8 11	0.421	4 7	5 5	9 12	0.429	17 23	0.425	1 0	29.0	40	0.725	13	
A 34 Lange, Cody	5 8	7 6	12 14	0.462	7 6	7 7	14 13	0.519	26 27	0.491	1 0	42.5	53	0.802	14	
A 35 Krasnow, Dave	5 5	2 7	7 12	0.368	4 5	8 4	12 9	0.571	19 21	0.475	1 0	25.0	40	0.625	14	
A 36 Wilcenski, Steve	7 6	9 4	16 10	0.615	10 3	6 6	16 9	0.640	32 19	0.627	1 0	69.5	51	1.363	13	
<b>A4/ The Neighborhood Bullies</b>	53 25	58 20	111 45	0.712	30 9	20 19	50 28	0.641	211 101	0.676	0 7	447.0	312	1.433		
A 40 Cusher, Dean	2 3	3 4	5 7	0.417	7 1	3 3	10 4	0.714	15 11	0.577	0 1	27.5	26	1.058	9	
A 41 Elder, Craig	4 0	3 1	7 1	0.875	1 3	3 1	4 4	0.500	11 5	0.688	0 0	32.0	16	2.000	4	
A 42 Blake, Brian	2 0	2 1	4 1	0.800	1 1	0 1	1 2	0.333	5 3	0.625	0 0	14.5	8	1.813	3	
A 43 Foushee, Kevin	4 5	5 4	9 9	0.500	8 0	2 9	10 9	0.526	19 18	0.514	0 1	45.5	37	1.230	13	
A 44 Gibson, Pat	10 3	11 2	21 5	0.808	11 1	7 6	18 7	0.720	39 12	0.765	0 1	121.0	51	2.373	13	
A 45 Johnson, Michael	9 2	11 2	20 4	0.833	10 3	7 6	17 9	0.654	37 13	0.740	0 1	78.5	50	1.570	13	
A 46 Stewart, Pete	6 7	6 3	12 10	0.545	6 1	7 4	13 5	0.722	25 15	0.625	0 1	39.0	40	0.975	13	
A 47 Stewart, P.J.	11 1	12 0	23 1	0.958	8 5	5 6	13 11	0.542	36 12	0.750	0 1	60.0	48	1.250	13	
A 48 Thompson, Victor	5 4	5 3	10 7	0.588	7 3	6 1	13 4	0.765	23 11	0.676	0 1	26.5	34	0.779	11	
A 49 Gardner, Kyle	0 0	0 0	0 0	---	1 0	0 1	1 1	0.500	1 1	0.500	0 0	2.5	2	1.250	1	
<b>A5/ Lunatic Fringe</b>	41 43	40 44	81 87	0.482	23 19	20 22	43 41	0.512	167 169	0.497	0 7	335.0	336	0.997		
A 50 Eason, Joel	3 4	1 7	4 11	0.267	5 7	7 5	12 12	0.500	16 23	0.410	0 1	34.0	39	0.872	12	
A 51 Terry, Bob	6 5	8 3	14 8	0.636	8 3	7 3	15 6	0.714	29 14	0.674	0 1	51.5	43	1.198	11	
A 52 Bakowski, Adam	2 2	6 6	8 8	0.500	5 4	5 7	10 11	0.476	18 19	0.486	0 1	25.5	37	0.689	13	
A 53 Mitchell, Sid	7 6	9 4	16 10	0.615	8 4	8 5	16 9	0.640	32 19	0.627	0 1	63.5	51	1.245	14	
A 54 Mozzetti, Tim "Tex"	4 7	4 7	8 14	0.364	5 5	4 6	9 11	0.450	17 25	0.405	0 1	42.0	42	1.000	11	
A 55 Lane, Tim	2 6	2 4	4 10	0.286	3 4	3 2	6 6	0.500	10 16	0.385	0 1	17.5	26	0.673	10	
A 56 Jeffreys, Lee	3 8	4 3	7 11	0.389	4 4	1 5	5 9	0.357	12 20	0.375	0 0	27.0	32	0.844	11	
A 57 Zawrotniak, Joe	9 3	3 5	12 8	0.600	4 5	4 5	8 10	0.444	20 18	0.526	0 0	40.5	38	1.066	12	
A 58 Gelberg, Dave	5 2	3 5	8 7	0.533	4 2	1 6	5 8	0.385	13 15	0.464	0 1	33.5	28	1.196	8	
<b>A6/ Jameson's Monkeys</b>	33 51	28 56	61 107	0.363	11 31	19 23	30 54	0.357	121 215	0.360	0 0	249.0	336	0.741		
A 60 Bunn, Tim	8 7	7 8	15 15	0.500	4 10	5 8	9 18	0.333	24 33	0.421	0 0	53.0	57	0.930	14	
A 61 Little, Clint	3 10	5 8	8 18	0.308	3 10	6 7	9 17	0.346	17 35	0.327	0 0	41.5	52	0.799	13	
A 62 Persson, Kenny	8 6	7 8	15 14	0.517	6 8	7 8	13 16	0.448	28 30	0.483	0 0	60.5	58	1.043	14	
A 63 Scott, Lee	5 6	0 5	5 11	0.313	1 10	5 5	6 15	0.286	11 26	0.297	0 0	12.0	37	0.324	11	
A 64 Coe, Jason	5 8	4 9	9 17	0.346	2 10	7 6	9 16	0.360	18 33	0.353	0 0	33.0	51	0.647	13	
A 65 Massengill, Randy	3 11	4 9	7 20	0.259	5 9	6 7	11 16	0.407	18 36	0.333	0 0	38.0	54	0.704	13	
A 66 Bell, Mike	1 0	0 1	1 1	0.500	1 0	0 1	1 1	0.500	2 2	0.500	0 0	3.5	4	0.875	1	
A 67 Jeffcoat, Doug	0 3	1 8	1 11	0.083	0 5	2 4	2 9	0.182	3 20	0.130	0 0	7.5	23	0.326	9	
<b>A7/ Dartistic Abandon</b>	35 49	34 50	69 99	0.411	15 27	15 27	30 54	0.357	129 207	0.384	0 0	239.5	336	0.713		
A 70 Denton, Fon	4 12	2 9	6 21	0.222	2 8	5 9	7 17	0.292	13 38	0.255	0 0	17.5	51	0.343	14	
A 71 Bennett, Will	6 6	6 6	12 12	0.500	4 8	4 8	8 16	0.333	20 28	0.417	0 0	42.0	48	0.875	12	
A 72 Healy, Simon	2 8	7 3	9 11	0.450	3 7	6 3	9 10	0.474	18 21	0.462	0 0	48.5	39	1.244	10	
A 73 Beaudoin, Paul	5 7	2 12	7 19	0.269	6 8	5 5	11 13	0.458	18 32	0.360	0 0	32.0	50	0.640	12	
A 74 Merkle, Patrick	9 4	11 3	20 7	0.741	6 8	3 11	9 19	0.321	29 26	0.527	0 0	45.0	55	0.818	14	
A 75 Joyal, Paul	5 8	3 8	8 16	0.333	7 6	5 8	12 14	0.462	20 30	0.400	0 0	30.5	50	0.610	13	
A 76 Crites, Randy	4 4	3 9	7 13	0.350	2 9	2 10	4 19	0.174	11 32	0.256	0 0	24.0	43	0.558	12	
<b>A8/ Dead Beats</b>	41 43	38 46	79 89	0.470	19 23	21 21	40 44	0.476	159 177	0.473	0 0	320.0	336	0.952		
A 80 Parker, Charles	8 7	4 5	12 12	0.500	5 9	5 9	10 18	0.357	22 30	0.423	0 0	35.0	52	0.673	14	
A 81 Lloyd, Billy	3 6	7 4	10 10	0.500	5 4	6 4	11 8	0.579	21 18	0.538	0 0	40.5	39	1.038	10	
A 82 Reygers, Jeff	4 4	4 4	8 8	0.500	4 5	2 6	6 11	0.353	14 19	0.424	0 0	27.0	33	0.818	9	
A 83 Fischlein, Kris	0 7	3 7	3 14	0.176	4 7	4 5	8 12	0.400	11 26	0.297	0 0	33.5	37	0.905	11	
A 84 Keller, Tony	10 3	5 8	15 11	0.577	7 6	9 4	16 10	0.615	31 21	0.596	0 0	45.0	52	0.865	13	
A 85 Wilcox, Randy	5 3	5 3	10 6	0.625	4 4	5 1	9 5	0.643	19 11	0.633	0 0	30.5	30			

		Singles		Singles		Singles		Singles Win %-age		Doubles		Doubles		Doubles Win %-age		Sngls + Dbls		Sngls + Dbls Win %-age		Tiebreaker Ws		Tiebreaker Ls		All-Star Points		Games Played		All-Star Point Average		Matches Played	
		301	Cricket	Record	%-age	Cricket	501	Record	%-age	Record	%-age	Record	%-age	Record	%-age	Record	Record	%-age	Record	Record	Record	Record	Record	Record	Record	Record	Record	Record	Record	Record	
<b>B1/ Things That Bounce</b>		42	42	51	33	93	75	0.554	27	15	21	21	48	36	0.571	189	147	0.563	13	0	179.0	336	0.533								
B 10	McCartney, Joe	8	3	8	3	16	6	0.727	7	3	4	3	11	6	0.647	27	12	0.692	1	0	31.0	39	0.795	11							
B 11	Litzinger, Mike	6	6	4	6	10	12	0.455	5	6	6	6	11	12	0.478	21	24	0.467	1	0	16.5	45	0.367	13							
B 12	Snyder, Mike	7	6	10	3	17	9	0.654	10	3	6	7	16	10	0.615	33	19	0.635	2	0	30.0	52	0.577	14							
B 13	Snyder, Gary	1	9	0	4	1	13	0.071	2	3	5	4	7	7	0.500	8	20	0.286	1	0	2.0	28	0.071	10							
B 14	Veith, Matt	0	3	3	5	3	8	0.273	4	3	3	5	7	8	0.467	10	16	0.385	1	0	18.5	26	0.712	8							
B 15	Iager, John	3	3	4	3	7	6	0.538	5	2	3	4	8	6	0.571	15	12	0.556	1	0	14.0	27	0.519	8							
B 16	Sheer, Andy	3	6	7	4	10	10	0.500	6	4	7	3	13	7	0.650	23	17	0.575	2	0	23.0	40	0.575	11							
B 17	Winters, Tom "Tiny"	10	2	10	3	20	5	0.800	11	2	5	7	16	9	0.640	36	14	0.720	2	0	25.5	50	0.510	13							
B 18	Gallagher, Jim	2	2	3	1	5	3	0.625	3	2	1	3	4	5	0.444	9	8	0.529	1	0	14.0	17	0.824	5							
B 19	Jackson, Barry	2	2	2	1	4	3	0.571	1	2	2	0	3	2	0.600	7	5	0.583	1	0	4.5	12	0.375	4							
<b>B2/ Shooter McGavin</b>		36	48	39	45	75	93	0.446	20	22	21	21	41	43	0.488	157	179	0.467	7	6	158.5	336	0.472								
B 20	Knott, Ronnie	8	5	7	6	15	11	0.577	8	5	7	5	15	10	0.600	30	21	0.588	1	1	29.0	51	0.569	13							
B 21	Knott, Ryan	6	8	2	6	8	14	0.364	7	7	4	10	11	17	0.393	19	31	0.380	1	1	17.5	50	0.350	14							
B 22	Sautter, Don	2	5	6	7	8	12	0.400	4	10	8	6	12	16	0.429	20	28	0.417	1	1	20.5	48	0.427	14							
B 23	Sautter, Scott	6	8	7	7	13	15	0.464	7	6	5	9	12	15	0.444	25	30	0.455	1	1	34.0	55	0.618	14							
B 24	Schon, Chris	5	8	3	10	8	18	0.308	5	9	7	7	12	16	0.429	20	34	0.370	1	1	15.0	54	0.278	14							
B 25	Howard, Brian	6	8	12	2	18	10	0.643	9	5	10	4	19	9	0.679	37	19	0.661	1	1	33.5	56	0.598	14							
B 26	Demler, John	3	6	2	7	5	13	0.278	0	2	1	1	1	3	0.250	6	16	0.273	1	0	9.0	22	0.409	9							
<b>B3/ DD 214</b>		47	37	42	42	89	79	0.530	16	26	16	26	32	52	0.381	153	183	0.455	8	7	187.0	336	0.557								
B 30	Guenther, George	6	4	4	6	10	10	0.500	2	5	2	8	4	13	0.235	14	23	0.378	1	1	16.5	37	0.446	12							
B 31	Gabry, Greg	4	6	0	4	4	10	0.286	0	9	2	5	2	14	0.125	6	24	0.200	1	0	8.0	30	0.267	11							
B 32	Brody, Kevin	3	3	2	5	5	8	0.385	3	6	2	6	5	12	0.294	10	20	0.333	0	1	17.0	30	0.567	10							
B 33	Thomas, Joe	6	4	5	7	11	11	0.500	7	6	3	9	10	15	0.400	21	26	0.447	1	1	23.5	47	0.500	14							
B 34	Long, Stephen	5	5	8	4	13	9	0.591	5	5	3	7	8	12	0.400	21	21	0.500	1	1	28.0	42	0.667	12							
B 35	Preciado, Amanda "Stitch"	5	7	9	4	14	11	0.560	5	5	1	8	6	13	0.316	20	24	0.455	1	1	27.5	44	0.625	13							
B 36	Hunsberger, Jim	8	1	3	5	11	6	0.647	2	6	8	3	10	9	0.526	21	15	0.583	1	1	19.5	36	0.542	13							
B 37	Beard, Tommy	6	5	9	3	15	8	0.652	4	8	8	4	12	12	0.500	27	20	0.574	1	1	31.5	47	0.670	12							
B 38	Goss, Matt	4	2	2	4	6	6	0.500	4	2	3	2	7	4	0.636	13	10	0.565	1	0	15.5	23	0.674	6							
<b>B4/ Kiss This Crüe</b>		43	41	34	50	77	91	0.458	15	27	29	13	44	40	0.524	165	171	0.491	0	9	178.5	336	0.531								
B 40	Phillips, Julie	7	6	4	9	11	15	0.423	3	9	8	3	11	12	0.478	22	27	0.449	0	1	36.5	49	0.745	13							
B 41	Bathurst, Alyssa	1	2	3	7	4	9	0.308	6	4	6	5	12	9	0.571	16	18	0.471	0	1	18.5	34	0.544	13							
B 42	Bathurst, Ryan	6	6	4	7	10	13	0.435	3	5	12	1	15	6	0.714	25	19	0.568	0	1	20.0	44	0.455	14							
B 43	Dillon, Matt	6	5	4	4	10	9	0.526	1	8	9	0	10	8	0.556	20	17	0.541	0	1	15.0	37	0.405	13							
B 44	Ellis, E.J.	2	5	1	6	3	11	0.214	2	4	4	3	6	7	0.462	9	18	0.333	0	1	9.0	27	0.333	10							
B 45	Bowman, Merrill	7	3	6	4	13	7	0.650	4	7	6	6	10	13	0.435	23	20	0.535	0	1	18.5	43	0.430	14							
B 46	Watson, Jeff, Jr.	3	3	8	3	11	6	0.647	5	6	7	1	12	7	0.632	23	13	0.639	0	1	32.5	36	0.903	12							
B 47	Taylor, Tisha	4	2	0	1	4	3	0.571	2	4	2	1	4	5	0.444	8	8	0.500	0	1	3.5	16	0.219	7							
B 48	Fischer, Dawnielle	0	4	1	4	1	8	0.111	1	4	3	1	4	5	0.444	5	13	0.278	0	0	6.5	18	0.361	11							
B 49	Whitehead, Lee	7	5	3	5	10	10	0.500	3	3	1	5	4	8	0.333	14	18	0.438	0	1	18.5	32	0.578	12							
<b>B5/ Red Eyed Jedis</b>		44	40	40	44	84	84	0.500	19	23	18	24	37	47	0.440	158	178	0.470	0	0	181.0	336	0.539								
B 50	Jones, Jeff	2	8	1	5	3	13	0.188	0	6	2	8	2	14	0.125	5	27	0.156	0	0	10.0	32	0.313	11							
B 51	Holland, Stephen	10	2	7	5	17	7	0.708	7	6	7	5	14	11	0.560	31	18	0.633	0	0	25.5	49	0.520	12							
B 52	Murdaugh, John	6	7	6	6	12	13	0.480	6	7	4	7	10	14	0.417	22	27	0.449	0	0	32.5	49	0.663	13							
B 53	Crumpler, Greg	4	5	4	6	8	11	0.421	1	9	5	6	6	15	0.286	14	26	0.350	0	0	12.0	40	0.300	13							
B 54	Ridenour, Ron	4	5	2	6	6	11	0.353	4	3	5	2	9	5	0.643	15	16	0.484	0	0	22.5	31	0.726	10							
B 55	Wells, John	5	1	3	3	8	4	0.667	4	3	1	7	5	10	0.333	13	14	0.481	0	0	16.0	27	0.593	8							
B 56	Sellers, Mark	7	6	7	6	14	12	0.538	7	6	8	3	15	9	0.625	29	21	0.580	0	0	40.0	50	0.800	13							
B 57	Rodgers, Trey	4	5	5	4	9	9	0.500	5	4	3	5	8	9	0.471	17	18	0.486	0	0	18.0	35	0.514	9							
B 58	Sarantos, Alex	2	1	5	3	7	4	0.636	4	2	1	5	5	7	0.417	12	11	0.522	0	0	4.5	23	0.196	8							
<b>B6/ One Armed Bandits</b>		37	47	35	49	72	96	0.429	23	19	15	27	38	46	0.452	148	188	0.440	6	0	157.5	336	0.469								
B 60	Kiser, Lyman	1	6	0	7	1	13	0.071	2	5	0	8	2	13	0.133	3	26	0.103	1	0	1.0	29	0.034	9							
B 61	Richardson, Shane	8	3	7	3	15	6	0.714	8	2	4	6	12	8	0.600	27	14	0.659	1	0	29.5	41	0.720	10							
B 62	White, Jim	7	6	8	5	15	11	0.577	8	5	5	8	13	13	0.500	28	24	0.538	1	0	40.5	52	0.779	13							
B 63	Caldwell, Greg	0	2	1	1	1	3	0.250	1	0	0	1	1	1	0.500	2	4	0.333	0	0	1.0	6	0.167	2							
B 64	Hansen, Josh	4	10	3	9	7	19	0.269	5	8	3	9	8	17	0.320	15	36	0.294	1	0	13.5	51	0.265	12							
B 65	Lewis, Dave	3	4	2	5	5	9	0.357	0	7	3	4	3	11	0.214	8	20	0.286	1	0	6.0	28	0.214	7							
B 66	Murphy, Phil	6	6	7	7	13	13	0.500	9	5	6	7	15	12	0.556	28	25	0.528	1	0	23.5	53	0.443	13							
B 67	Trefzger, Ken	8	4	6	6	14	10	0.583	10	2	6	6	16	8	0.667	30	18	0.625	0	0	39.0	48	0.813	12							
B 68	Hughes, Lord	0	6	1	6	1	12	0.077	3	4	3	5	6	9	0.400	7	21	0.250	0	0	3.5	28	0.125	8							
<b>B7/ Irrelevant Details</b>		50	34	48	36	98	70	0.583	26	16	21	21	47	37	0.560	192	144	0.571	0	7	200.0	336	0.595								
B 70	Limerick, Jeremy	13	1	9	5	22	6	0.786	9	4	3	4	12	8	0.600	34	14	0.708	0	1	48.5	48									

	Singles 301		Singles Cricket		Singles Record		Singles Win %-age	Doubles Cricket		Doubles 501		Doubles Record		Doubles Win %-age	Sngls + Dbls Record		Sngls + Dbls Win %-age	Tiebreaker Ws		Tiebreaker Ls		All-Star Points	Games Played	All-Star Point Average	Matches Played
C1/ Nine Lives	38	34	41	31	79	65	0.549	21	15	19	17	40	32	0.556	159	129	0.552	12	0	132.0	288	0.458			
C 10 Romanchek, David	3	7	4	4	7	11	0.389	5	4	6	3	11	7	0.611	18	18	0.500	1	0	17.5	36	0.486	10		
C 11 Smith, Butch	9	2	8	6	17	8	0.680	8	4	6	6	14	10	0.583	31	18	0.633	2	0	20.5	49	0.418	11		
C 12 Cople, Matthew	4	7	9	2	13	9	0.591	8	2	5	7	13	9	0.591	26	18	0.591	2	0	28.0	44	0.636	11		
C 13 Mays, John	5	6	4	5	9	11	0.450	5	5	5	6	10	11	0.476	19	22	0.463	2	0	17.0	41	0.415	11		
C 14 Marsden, James	3	1	2	5	5	6	0.455	2	4	2	1	4	5	0.444	9	11	0.450	0	0	3.5	20	0.175	7		
C 15 Gibson, Jack	5	4	2	5	7	9	0.438	3	4	4	4	7	8	0.467	14	17	0.452	1	0	14.5	31	0.468	7		
C 16 Keever, David	3	3	5	2	8	5	0.615	4	4	3	4	7	8	0.467	15	13	0.536	2	0	8.5	28	0.304	8		
C 17 Porcelli, Robb	6	4	7	2	13	6	0.684	7	3	7	3	14	6	0.700	27	12	0.692	2	0	22.5	39	0.577	10		
C2/ Cheap Shots	39	33	44	28	83	61	0.576	13	23	24	12	37	35	0.514	157	131	0.545	16	22	146.5	288	0.509			
C 20 Buckman, David	4	4	7	4	11	8	0.579	4	6	6	4	10	10	0.500	21	18	0.538	2	2	21.5	39	0.551	11		
C 21 Burney, Gary	1	8	1	1	2	9	0.182	1	2	4	3	5	5	0.500	7	14	0.333	2	3	5.5	21	0.262	10		
C 22 Hindle, Mikey	12	0	8	4	20	4	0.833	3	9	9	3	12	12	0.500	32	16	0.667	2	3	26.0	48	0.542	12		
C 23 Hall, Josh	7	5	9	3	16	8	0.667	6	6	9	3	15	9	0.625	31	17	0.646	2	3	28.5	48	0.594	12		
C 24 Witz, Steve	5	5	7	4	12	9	0.571	4	7	9	2	13	9	0.591	25	18	0.581	2	2	22.0	43	0.512	11		
C 25 James, Bob	6	2	6	3	12	5	0.706	2	5	4	3	6	8	0.429	18	13	0.581	2	3	19.5	31	0.629	11		
C 26 Murdock, Jim	0	4	3	7	3	11	0.214	2	7	2	4	4	11	0.267	7	22	0.241	2	3	11.5	29	0.397	12		
C 27 Bemis, Matt	4	5	3	2	7	7	0.500	4	4	5	2	9	6	0.600	16	13	0.552	2	3	12.0	29	0.414	10		
C3/ Menace 2 Sobriety	30	42	28	44	58	86	0.403	12	24	19	17	31	41	0.431	120	168	0.417	7	0	112.5	288	0.391			
C 30 Johnson, Dave	8	4	8	4	16	8	0.667	4	8	5	7	9	15	0.375	25	23	0.521	1	0	19.5	48	0.406	12		
C 31 Bouchard, Keith	2	5	0	8	2	13	0.133	1	8	4	4	5	12	0.294	7	25	0.219	1	0	10.5	32	0.328	9		
C 32 White, J.J.	8	4	7	5	15	9	0.625	1	11	6	6	7	17	0.292	22	26	0.458	1	0	27.5	48	0.573	12		
C 33 McCartney, Eric	4	7	4	7	8	14	0.364	8	4	8	3	16	7	0.696	24	21	0.533	1	0	16.5	45	0.367	11		
C 34 Polenz, Steve	3	9	6	5	9	14	0.391	6	5	8	3	14	8	0.636	23	22	0.511	1	0	22.0	45	0.489	11		
C 35 Staley, Shawn	4	9	3	11	7	20	0.259	3	7	4	9	7	16	0.304	14	36	0.280	1	0	10.5	50	0.210	12		
C 36 Kareiva, Keith	1	2	0	2	1	4	0.200	1	3	1	2	2	5	0.286	3	9	0.250	1	0	1.0	12	0.083	5		
C 37 Price, Brady	0	2	0	2	0	4	0.000	0	2	2	0	2	2	0.500	2	6	0.250	0	0	5.0	8	0.625	2		
C4/ Bangin' the Neighbors	35	37	40	32	75	69	0.521	20	16	19	17	39	33	0.542	153	135	0.531	0	6	136.0	288	0.472			
C 40 Stephenson, Scott	3	6	2	5	5	11	0.313	4	3	6	4	10	7	0.588	15	18	0.455	0	0	6.0	33	0.182	11		
C 41 Fisher, Jessie	9	3	6	6	15	9	0.625	6	4	1	7	7	11	0.389	22	20	0.524	0	1	21.0	42	0.500	12		
C 42 Citrak, Sheldon	3	5	7	1	10	6	0.625	6	2	4	4	10	6	0.625	20	12	0.625	0	1	10.5	32	0.328	8		
C 43 Collins, Craig	0	3	3	7	3	10	0.231	7	5	6	5	13	10	0.565	16	20	0.444	0	1	12.5	36	0.347	12		
C 44 Wilson, Chris	4	6	4	5	8	11	0.421	2	6	3	5	5	11	0.313	13	22	0.371	0	1	16.5	35	0.471	11		
C 45 Stewart, Colleen	1	7	0	4	1	11	0.083	0	6	3	2	3	8	0.273	4	19	0.174	0	0	3.5	23	0.152	9		
C 46 Bottomley, Kevin	8	3	10	1	18	4	0.818	8	3	6	5	14	8	0.636	32	12	0.727	0	1	32.5	44	0.739	11		
C 47 Hudson, Dallas	7	4	8	3	15	7	0.682	7	3	9	2	16	5	0.762	31	12	0.721	0	1	33.5	43	0.779	11		
C5/ Sharky's Machine	34	38	33	39	67	77	0.465	19	17	10	26	29	43	0.403	125	163	0.434	0	19	103.0	288	0.358			
C 50 Fink, Scott	4	7	5	3	9	10	0.474	7	4	4	7	11	11	0.500	20	21	0.488	0	3	16.5	41	0.402	12		
C 51 Allison, Frank	4	5	3	6	7	11	0.389	4	2	1	5	5	7	0.417	12	18	0.400	0	2	11.5	30	0.383	9		
C 52 Bateman, Jimmy	5	6	7	4	12	10	0.545	4	7	2	7	6	14	0.300	18	24	0.429	0	3	20.5	42	0.488	11		
C 53 Borgia, Pete	6	4	6	5	12	9	0.571	6	5	1	9	7	14	0.333	19	23	0.452	0	3	14.5	42	0.345	11		
C 54 Barrett, Darren	6	5	2	9	8	14	0.364	4	3	4	7	8	10	0.444	16	24	0.400	0	3	8.0	40	0.200	11		
C 55 Schaefer, Dan	2	6	1	4	3	10	0.231	5	4	2	5	7	9	0.438	10	19	0.345	0	2	1.0	29	0.034	9		
C 56 Kruger, Lonny	3	0	3	5	6	5	0.545	3	6	1	8	4	14	0.222	10	19	0.345	0	2	12.0	29	0.414	9		
C 57 Schaefer, John	4	5	6	3	10	8	0.556	5	3	5	4	10	7	0.588	20	15	0.571	0	1	19.0	35	0.543	9		
C6/ Double In, Stumble Out	35	37	21	51	56	88	0.389	19	17	18	18	37	35	0.514	130	158	0.451	11	6	131.0	288	0.455			
C 60 Macias, Anthony	5	7	4	8	9	15	0.375	8	4	5	7	13	11	0.542	22	26	0.458	2	1	19.0	48	0.396	12		
C 61 Simpson, Aden	6	6	8	4	14	10	0.583	8	4	8	4	16	8	0.667	30	18	0.625	2	1	34.5	48	0.719	12		
C 62 Simpson, David	8	4	5	7	13	11	0.542	4	8	6	6	10	14	0.417	23	25	0.479	2	1	18.0	48	0.375	12		
C 63 Simpson, Tyler	6	5	3	8	9	13	0.409	7	4	5	6	12	10	0.545	21	23	0.477	1	1	27.0	44	0.614	11		
C 64 Thompson, Barry	6	7	0	11	6	18	0.250	4	9	5	7	9	16	0.360	15	34	0.306	2	1	16.5	49	0.337	12		
C 65 Blackwelder, Allyson	4	6	1	12	5	18	0.217	7	5	6	6	13	11	0.542	18	29	0.383	2	1	16.0	47	0.340	12		
C 66 Brown, Phil	0	2	0	1	0	3	0.000	0	0	1	0	1	0	1.000	1	3	0.250	0	0	0.0	4	0.000	3		
C7/ Consistently Inconsistent	41	31	45	27	86	58	0.597	22	14	17	19	39	33	0.542	164	124	0.569	14	9	187.5	288	0.651			
C 70 Grubb, Ed	4	2	6	2	10	4	0.714	4	3	4	4	8	7	0.533	18	11	0.621	1	1	23.0	29	0.793	11		
C 71 Haynes, Chris	4	2	3	4	7	6	0.538	5	3	2	3	7	6	0.538	14	12	0.538	1	1	16.5	26	0.635	9		
C 72 Martin, Chris	1	5	0	2	1	7	0.125	1	1	1	1	2	2	0.500	3	9	0.250	1	1	0.0	12	0.000	6		
C 73 Moody, Chris	8	2	7	2	15	4	0.789	6	4	7	3	13	7	0.650	28	11	0.718	1	1	35.5	39	0.910	10		
C 74 Schmaus, Darren	7	4	8	3	15	7	0.682	7	5	6	6	13	11	0.542	28	18	0.609	2	1	21.5	46	0.467	12		
C 75 Bass, Joe	2	5	5	6	7	11	0.389	7	3	2	5	9	8	0.529	16	19	0.457	2	1	22.5	35	0.643	11		
C 76 Munsell, Jonathan	3	4	1	4	4	8	0.333	1	3	2	8	3	11	0.214	7	19	0.269	2	1	2.5	26	0.096	12		
C 77 Ehrmann, Rob	6	3	5	4	11	7	0.611	4	5	5	4	9	9	0.500	20	16	0.556	2	1	14.5	36	0.403	11		
C 78 McNamara, Tim	6	4	10	0	16	4	0.800	9	1	5	4	14	5	0.737	30	9	0.769	2	1	51.5	39	1.321	10		

		Singles 301		Singles Cricket		Singles Record		Singles Win %-age		Doubles Cricket		Doubles 501		Doubles Record		Doubles Win %-age		Sngls + Dbls Record		Sngls + Dbls Win %-age		Tiebreaker Ws		Tiebreaker Ls		All-Star Points		Games Played		All-Star Point Average		Matches Played	
D1/ Garage, Inc.		29	43	35	37	64	80	0.444	14	22	16	20	30	42	0.417	124	164	0.431	6	13	120.5	288	0.418										
D 10	Long, Gary	6	6	9	3	15	9	0.625	7	5	7	4	14	9	0.609	29	18	0.617	1	2	19.0	47	0.404										
D 11	Gardner, Mike	5	7	9	3	14	10	0.583	8	3	9	3	17	6	0.739	31	16	0.660	1	2	27.0	47	0.574										
D 12	Ellington, Dave	4	7	1	7	5	14	0.263	1	9	5	6	6	15	0.286	11	29	0.275	1	2	11.5	40	0.288										
D 13	Knight, Tim	3	4	2	4	5	8	0.385	2	5	2	3	4	8	0.333	9	16	0.360	1	2	5.5	25	0.220										
D 14	Williams, Denny	2	7	3	8	5	15	0.250	1	8	3	8	4	16	0.200	9	31	0.225	1	2	11.5	40	0.288										
D 15	Morin, Deane "Dino"	5	7	7	5	12	12	0.500	3	8	4	7	7	15	0.318	19	27	0.413	1	2	25.5	46	0.554										
D 16	Long, Robert	2	3	2	4	4	7	0.364	4	3	2	6	6	9	0.400	10	16	0.385	0	1	12.5	26	0.481										
D 17	Ellington, Jake	2	2	2	3	4	5	0.444	2	3	0	3	2	6	0.250	6	11	0.353	0	0	8.0	17	0.471										
D2/ Projectile Dysfunction		40	32	34	38	74	70	0.514	18	18	21	15	39	33	0.542	152	136	0.528	0	7	135.5	288	0.470										
D 20	Clark, Dan	6	4	6	4	12	8	0.600	7	3	7	3	14	6	0.700	26	14	0.650	0	1	30.0	40	0.750										
D 21	Smith, Brian	3	6	4	7	7	13	0.350	9	2	7	4	16	6	0.727	23	19	0.548	0	1	11.5	42	0.274										
D 22	Tant, J.J.	6	5	10	2	16	7	0.696	6	6	6	6	12	12	0.500	28	19	0.596	0	1	37.0	47	0.787										
D 23	Peterson, Chris	9	3	6	6	15	9	0.625	10	2	9	3	19	5	0.792	34	14	0.708	0	1	16.5	48	0.344										
D 24	Steppe, Mike	8	4	4	8	12	12	0.500	2	10	7	5	9	15	0.375	21	27	0.438	0	1	22.5	48	0.469										
D 25	Raymond, Ryan	6	4	3	9	9	13	0.409	2	8	4	5	6	13	0.316	15	26	0.366	0	1	14.0	41	0.341										
D 26	Talley, Gray	2	6	1	2	3	8	0.273	0	5	2	4	2	9	0.182	5	17	0.227	0	1	4.0	22	0.182										
D3/ My Cork Fell Out		34	38	24	48	58	86	0.403	11	25	15	21	26	46	0.361	110	178	0.382	0	0	124.5	288	0.432										
D 30	Jeffcoat, Angela	4	9	1	13	5	22	0.185	2	11	5	7	7	18	0.280	12	40	0.231	0	0	19.5	52	0.375										
D 31	Mozzetti, Petra	2	5	2	5	4	10	0.286	2	6	3	5	5	11	0.313	9	21	0.300	0	0	11.5	30	0.383										
D 32	Yang, Rob	3	3	2	4	5	7	0.417	2	4	4	3	6	7	0.462	11	14	0.440	0	0	10.5	25	0.420										
D 33	Ackerman, Travis	7	3	3	6	10	9	0.526	1	8	4	5	5	13	0.278	15	22	0.405	0	0	18.5	37	0.500										
D 34	Hamilton, Dawn	8	4	6	7	14	11	0.560	5	8	6	7	11	15	0.423	25	26	0.490	0	0	19.0	51	0.373										
D 35	Fleener, Michael	1	12	4	7	5	19	0.208	6	3	1	9	7	12	0.368	12	31	0.279	0	0	23.5	43	0.547										
D 36	Venable, Mike	9	2	6	6	15	8	0.652	4	10	7	6	11	16	0.407	26	24	0.520	0	0	22.0	50	0.440										
D4/ Big Bulls		40	32	34	38	74	70	0.514	19	17	17	19	36	36	0.500	146	142	0.507	7	7	131.0	288	0.455										
D 40	Toolan, Chris	6	7	5	5	11	12	0.478	7	5	6	5	13	10	0.565	24	22	0.522	1	1	20.5	46	0.446										
D 41	Reinert, Kevin	2	3	2	5	4	8	0.333	3	4	3	4	6	8	0.429	10	16	0.385	1	1	9.5	26	0.365										
D 42	Fitzgerald, Dennis	6	3	6	5	12	8	0.600	7	5	8	3	15	8	0.652	27	16	0.628	1	1	26.5	43	0.616										
D 43	Talton, Chris	4	5	4	5	8	10	0.444	4	5	3	8	7	13	0.350	15	23	0.395	1	1	14.0	38	0.368										
D 44	Irby, Jason	5	6	5	5	10	11	0.476	5	5	3	5	8	10	0.444	18	21	0.462	1	1	23.0	39	0.590										
D 45	Stewart, Kevin	9	2	8	3	17	5	0.773	5	5	4	6	9	11	0.450	26	16	0.619	1	1	11.5	42	0.274										
D 46	McWhorter, Mike	4	0	2	2	6	2	0.750	2	1	2	2	4	3	0.571	10	5	0.667	0	0	8.0	15	0.533										
D 47	Golub, Gregg	2	4	1	5	3	9	0.250	3	3	2	4	5	7	0.417	8	16	0.333	1	0	7.0	24	0.292										
D 48	Flanagan, Stephen	2	2	1	3	3	5	0.375	2	1	3	1	5	2	0.714	8	7	0.533	0	1	11.0	15	0.733										
D5/ Show Me Your Tips		41	31	46	26	87	57	0.604	21	15	20	16	41	31	0.569	169	119	0.587	0	0	178.5	288	0.620										
D 50	Powell, Lee	9	2	8	3	17	5	0.773	8	2	2	7	10	9	0.526	27	14	0.659	0	0	34.5	41	0.841										
D 51	Bushman, Brad	5	5	4	5	9	10	0.474	8	2	7	3	15	5	0.750	24	15	0.615	0	0	23.0	39	0.590										
D 52	Bialaszewski, Rich	5	7	9	4	14	11	0.560	8	5	6	5	14	10	0.583	28	21	0.571	0	0	29.5	49	0.602										
D 53	Haitcock, Lee	6	5	6	5	12	10	0.545	5	6	6	6	11	12	0.478	23	22	0.511	0	0	29.0	45	0.644										
D 54	Raquet, Mike	7	6	8	4	15	10	0.600	7	6	7	5	14	11	0.560	29	21	0.580	0	0	26.0	50	0.520										
D 55	Blake, Terry	8	5	10	2	18	7	0.720	5	7	10	3	15	10	0.600	33	17	0.660	0	0	30.5	50	0.610										
D 56	Waller, Jeremy	1	1	1	3	2	4	0.333	1	2	2	3	3	5	0.375	5	9	0.357	0	0	6.0	14	0.429										
D6/ Bulls Up		34	38	46	26	80	64	0.556	24	12	18	18	42	30	0.583	164	124	0.569	14	0	150.0	288	0.521										
D 60	Butterworth, Dan	5	4	10	2	15	6	0.714	10	2	9	2	19	4	0.826	34	10	0.773	2	0	26.5	44	0.602										
D 61	Butterworth, Jim	6	4	9	3	15	7	0.682	10	2	9	2	19	4	0.826	34	11	0.756	2	0	40.0	45	0.889										
D 62	Frederick, Karl	6	5	9	1	15	6	0.714	8	2	4	5	12	7	0.632	27	13	0.675	2	0	12.0	40	0.300										
D 63	O'Toole, Mike	5	5	6	6	11	11	0.500	5	4	6	6	11	10	0.524	22	21	0.512	2	0	27.5	43	0.640										
D 64	Graves, Julie	5	7	2	3	7	10	0.412	5	5	4	7	9	12	0.429	16	22	0.421	2	0	9.0	38	0.237										
D 65	Sessoms, DeWayne	1	8	1	7	2	15	0.118	3	4	3	5	6	9	0.400	8	24	0.250	2	0	7.5	32	0.234										
D 66	Arnold, Jimmy	5	5	8	4	13	9	0.591	7	5	1	8	8	13	0.381	21	22	0.488	2	0	26.5	43	0.616										
D 67	Robertson, Phil	1	0	1	0	2	0	1.000	0	0	0	1	0	1	0.000	2	1	0.667	0	0	1.0	3	0.333										
D7/ WINNAU		34	38	33	39	67	77	0.465	19	17	19	17	38	34	0.528	143	145	0.497	0	0	157.0	288	0.545										

	Singles 301	Singles Cricket	Singles Record	Singles Win %-age	Doubles Cricket	Doubles 501	Doubles Record	Doubles Win %-age	Sngls + Dbls Record	Sngls + Dbls Win %age	Tiebreaker Ws	Tiebreaker Ls	All-Star Points	Games Played	All-Star Point Average	Matches Played
<b>E1/ Game of Throws</b>	38 34	38 34	76 68	0.528	19 17	21 15	40 32	0.556	156 132	0.542	5 0	113.5	288	0.394		
E 10 Bordeau, Eric	3 8	2 7	5 15	0.250	5 4	5 4	10 8	0.556	15 23	0.395	1 0	20.0	38	0.526	10	
E 11 Montesi, Chris	11 1	8 4	19 5	0.792	7 5	6 5	13 10	0.565	32 15	0.681	1 0	21.0	47	0.447	12	
E 12 Rudy, Jeff	10 3	11 2	21 5	0.808	7 5	7 5	14 10	0.583	35 15	0.700	1 0	31.5	50	0.630	12	
E 13 Smelik, Gene	3 8	4 7	7 15	0.318	7 4	6 4	13 8	0.619	20 23	0.465	0 0	12.0	43	0.279	11	
E 14 Smelik, Pat	6 4	6 4	12 8	0.600	6 4	8 2	14 6	0.700	26 14	0.650	0 0	13.5	40	0.338	10	
E 15 Reigher, Marty	1 2	1 2	2 4	0.333	0 4	1 3	1 7	0.125	3 11	0.214	0 0	1.0	14	0.071	5	
E 16 Moore, Chris	2 7	1 3	3 10	0.231	3 4	5 2	8 6	0.571	11 16	0.407	1 0	3.0	27	0.111	8	
E 17 Compton, Russ	2 1	5 5	7 6	0.538	3 4	4 5	7 9	0.438	14 15	0.483	1 0	11.5	29	0.397	10	
E 18 Jessup, Pete	0 0	0 0	0 0	---	0 0	0 0	0 0	---	0 0	---	0 0	0.0	0	---	0	
<b>E2/ Just the Tip</b>	35 37	37 35	72 72	0.500	17 19	24 12	41 31	0.569	154 134	0.535	0 0	134.5	288	0.467		
E 20 Cashin, Jeff	3 3	10 1	13 4	0.765	7 4	7 4	14 8	0.636	27 12	0.692	0 0	40.5	39	1.038	11	
E 21 Adams, Brad	2 1	8 3	10 4	0.714	7 4	10 1	17 5	0.773	27 9	0.750	0 0	31.5	36	0.875	11	
E 22 Stoakes, Eric	1 4	4 5	5 9	0.357	2 5	3 2	5 7	0.417	10 16	0.385	0 0	6.0	26	0.231	9	
E 23 Stuckey, Rob	5 4	2 8	7 12	0.368	5 4	7 2	12 6	0.667	19 18	0.514	0 0	13.0	37	0.351	10	
E 24 Palmisano, Andrew	5 3	6 5	11 8	0.579	6 4	6 4	12 8	0.600	23 16	0.590	0 0	10.0	39	0.256	11	
E 25 Champion, Steve	5 4	1 2	6 6	0.500	0 5	4 3	4 8	0.333	10 14	0.417	0 0	7.5	24	0.313	10	
E 26 Theleman, Dave	3 6	0 2	3 8	0.273	3 6	3 3	6 9	0.400	9 17	0.346	0 0	10.0	26	0.385	10	
E 27 Bartell, B.J.	4 3	3 4	7 7	0.500	2 2	1 2	3 4	0.429	10 11	0.476	0 0	4.5	21	0.214	7	
E 28 Landrum, Jon	4 5	3 3	7 8	0.467	0 4	4 2	4 6	0.400	11 14	0.440	0 0	6.5	25	0.260	9	
E 29 Nourse, Andy	3 4	0 2	3 6	0.333	2 0	3 1	5 1	0.833	8 7	0.533	0 0	5.0	15	0.333	7	
<b>E3/ Why So Serious?</b>	48 24	47 25	95 49	0.660	29 7	21 15	50 22	0.694	195 93	0.677	0 8	167.5	288	0.582		
E 30 Cannizzaro, Anthony	3 3	8 2	11 5	0.688	10 0	8 2	18 2	0.900	29 7	0.806	0 1	29.5	36	0.819	10	
E 31 Cannizzaro, Tyler	4 0	4 4	8 4	0.667	3 2	5 4	8 6	0.571	16 10	0.615	0 1	17.5	26	0.675	10	
E 32 Leonard, Bill	4 5	5 0	9 5	0.643	4 4	1 3	5 7	0.417	14 12	0.538	0 1	10.5	26	0.404	9	
E 33 Blanchard, Jeff	7 2	2 2	9 4	0.692	2 1	4 4	6 5	0.545	15 9	0.625	0 0	9.0	24	0.375	9	
E 34 Havens, Lincoln	5 4	0 4	5 8	0.385	5 5	1 4	6 9	0.400	11 17	0.393	0 1	8.0	28	0.286	10	
E 35 Havens, Matt	2 2	2 4	4 6	0.400	2 1	2 3	4 4	0.500	8 10	0.444	0 1	9.0	18	0.500	8	
E 36 Bumpass, Mike	7 2	10 2	17 4	0.810	12 0	9 2	21 2	0.913	38 6	0.864	0 1	23.0	44	0.523	12	
E 37 Cole, Mike	9 3	11 1	20 4	0.833	9 1	6 4	15 5	0.750	35 9	0.795	0 1	41.0	44	0.932	12	
E 38 Rice, Teddy	7 3	5 6	12 9	0.571	11 0	6 4	17 4	0.810	29 13	0.690	0 1	20.0	42	0.476	12	
<b>E4/ Red-eye Rangers</b>	32 40	35 37	67 77	0.465	20 16	12 24	32 40	0.444	131 157	0.455	0 7	97.5	288	0.339		
E 40 Kunesh, Joe	4 6	0 3	4 9	0.308	3 6	1 4	4 10	0.286	8 19	0.296	0 1	2.0	27	0.074	12	
E 41 Rouse, Chuck	1 9	0 5	1 14	0.067	1 3	1 7	2 10	0.167	3 24	0.111	0 1	4.0	27	0.148	11	
E 42 Mitchell, Bill	1 3	1 6	2 9	0.182	1 5	2 5	3 10	0.231	5 19	0.208	0 1	5.0	24	0.208	11	
E 43 Kirkpatrick, Scott	8 4	7 5	15 9	0.625	7 5	6 4	13 9	0.591	28 18	0.609	0 1	22.0	46	0.478	12	
E 44 Raper, Jeromie	6 4	5 6	11 10	0.524	6 3	6 4	12 7	0.632	23 17	0.575	0 0	13.5	40	0.338	11	
E 45 Millican, Craig	1 2	2 1	3 3	0.500	1 2	1 1	2 3	0.400	5 6	0.455	0 0	5.0	11	0.455	3	
E 46 Powell, Mark	3 7	6 6	9 13	0.409	8 4	2 9	10 13	0.435	19 26	0.422	0 1	12.5	45	0.278	12	
E 47 Powell, Zach	7 4	10 0	17 4	0.810	10 1	4 7	14 8	0.636	31 12	0.721	0 1	27.0	43	0.628	11	
E 48 Ellison, Patrick	1 1	4 5	5 6	0.455	3 3	1 7	4 10	0.286	9 16	0.360	0 1	6.5	25	0.260	10	
<b>E5/ Shark Shooters</b>	36 36	40 32	76 68	0.528	16 20	19 17	35 37	0.486	146 142	0.507	9 7	121.5	288	0.422		
E 50 Stacy, Rod	2 2	5 1	7 3	0.700	5 4	6 3	11 7	0.611	18 10	0.643	1 0	8.5	28	0.304	10	
E 51 Stacy, Michelle	7 3	2 4	9 7	0.563	0 6	4 6	4 12	0.250	13 19	0.406	1 0	9.0	32	0.281	11	
E 52 Mitchell, Liz	1 4	3 4	4 8	0.333	3 4	4 3	7 7	0.500	11 15	0.423	1 0	9.5	26	0.365	10	
E 53 Anderson, Ryan	9 2	9 2	18 4	0.818	5 6	8 3	13 9	0.591	31 13	0.705	1 1	25.0	44	0.568	11	
E 54 Mercer, Dave	3 6	5 2	8 8	0.500	5 2	2 2	7 4	0.636	15 12	0.556	1 1	14.5	27	0.537	9	
E 55 Taylor, Eric	4 5	4 4	8 9	0.471	4 4	4 5	8 9	0.471	16 18	0.471	1 1	10.0	34	0.294	10	
E 56 Weimers, Drew	0 0	0 1	0 1	0.000	0 1	0 0	0 1	0.000	0 2	0.000	0 1	0.0	2	0.000	1	
E 57 Dzengeleski, Julie	0 3	1 6	1 9	0.100	2 3	4 4	6 7	0.462	7 16	0.304	1 1	8.0	23	0.348	10	
E 58 Dzengeleski, Jimmy	5 5	3 6	8 11	0.421	2 6	4 4	6 10	0.375	14 21	0.400	1 1	16.0	35	0.457	11	
E 59 Welborn, Tim	5 6	8 2	13 8	0.619	6 4	2 4	8 8	0.500	21 16	0.568	1 1	21.0	37	0.568	11	
<b>E6/ Taylor and the Swinging Richard</b>	27 45	29 43	56 88	0.389	10 26	10 26	20 52	0.278	96 192	0.333	17 0	95.0	288	0.330		
E 60 Gagner, Chris	5 6	5 6	10 12	0.455	6 6	7 2	13 8	0.619	23 20	0.535	2 0	12.5	43	0.291	12	
E 61 Theall, Ken	1 2	0 2	1 4	0.200	0 1	0 0	0 1	0.000	1 5	0.167	1 0	1.0	6	0.167	4	
E 62 Caldwell, Taylor	1 8	5 4	6 12	0.333	2 10	1 6	3 16	0.158	9 28	0.243	2 0	15.0	37	0.405	12	
E 63 Dehnel, Sebastian	2 7	5 6	7 13	0.350	2 9	1 10	3 19	0.136	10 32	0.238	2 0	19.0	42	0.452	11	
E 64 Loooney, JoDon	4 6	3 7	7 13	0.350	2 9	2 6	4 15	0.211	11 28	0.282	2 0	10.5	39	0.269	12	
E 65 Zuttel, Joe	1 6	0 1	1 7	0.125	0 1	2 8	2 9	0.182	3 16	0.158	2 0	0.0	19	0.000	10	
E 66 Swartzel, David	5 4	1 4	6 8	0.429	2 6	1 3	3 9	0.250	9 17	0.346	2 0	5.5	26	0.212	9	
E 67 Hadley, Chris	6 1	6 5	12 6	0.667	6 4	6 4	12 8	0.600	24 14	0.632	2 0	19.0	38	0.500	11	
E 68 Neff, Josh	0 1	3 5	3 6	0.333	0 5	0 6	0 11	0.000	3 17	0.150	1 0	9.0	20	0.450	8	
E 69 Zuttel, Paul	2 4	1 3	3 7	0.300	0 1	0 7	0 8	0.000	3 15	0.167	1 0	3.5	18	0.194	8	
<b>E7/ Chalker's Nightmare</b>	36 36	26 46	62 82	0.431	15 21	19 17	34 38	0.472	130 158	0.451	0 6	138.0	288	0.479		
E 70 Moulden, Jeremy	7 4	2 8	9 12	0.429	3 8	7 5	10 13	0.435	19 25	0.432	0 1	14.0	44	0.318	10	
E 71 Ball, Pat	8 7	3 10	11 17	0.393	4 8	5 7	9 15	0.375	20 32	0.385	0 1	17.5	52	0.337	12	
E 72 Zelinack, Jason	8 2	9 0	17 2	0.895	5 4	5 4	10 8	0.556	27 10	0.730	0 1	55.5	37	1.500	10	
E 73 Berman, Brian	1 4	1 6	2 10	0.167	0 7	3 3	3 10	0.231	5 20	0.200	0 0	3.0	25	0.120	7	
E 74 Crowe, Jason	3 3	4 2	7 5	0.583	4 1	5 1	9 2	0.818	16 7	0.696	0 0	14.0	23	0.609	7	
E 75 Peele, Jim	5 6	4 9	9 15	0.375	6 7	5 8	11 15	0.423	20 30	0.400	0 1	16.0	50	0.320	11	
E 76 Powell, David	4 7	3 8	7 15	0.318	8 3	6 5	14 8	0.636	21 23	0.477	0 1	16.0	44	0.364	10	
E 77 Brown, Anthony	0 0	0 0	0 0													

	Singles		Singles		Singles		Singles Win	Doubles		Doubles		Doubles		Doubles Win	Sngls + Dbls		Sngls + Dbls	Tiebreaker	Tiebreaker	All-Star	Games Played	All-Star Point	Matches
	301	301	Cricket	Cricket	Record	%-age	Cricket	501	Record	%-age	Record	%-age	Record	%-age	Record	Win %-age	Ws	Ls	Points		Average	Played	
<b>F1/ Hump Day!</b>	42	30	40	32	82	62	0.569	22	14	17	19	39	33	0.542	160	128	0.556	7	0	116.0	288	0.403	
F 10 Rутten, Pete	4	6	4	4	8	10	0.444	5	3	7	3	12	6	0.667	20	16	0.556	1	0	7.5	36	0.208	12
F 11 Deemer, Randy	8	2	10	1	18	3	0.857	7	4	3	6	10	10	0.500	28	13	0.683	1	0	28.5	41	0.695	12
F 12 Baldwin, Randy	5	0	6	0	11	0	1.000	4	2	2	2	6	4	0.600	17	4	0.810	0	0	9.0	21	0.429	6
F 13 Todd, Patrick	3	8	1	8	4	16	0.200	5	5	6	4	11	9	0.550	15	25	0.375	1	0	10.0	40	0.250	12
F 14 Bush, Jim	1	6	0	1	1	7	0.125	0	1	2	2	2	3	0.400	3	10	0.231	1	0	5.0	13	0.385	7
F 15 Warshawsky, Larry	3	3	1	5	4	8	0.333	5	2	4	5	9	7	0.563	13	15	0.464	1	0	9.5	28	0.339	9
F 16 McEwen, William	8	3	6	6	14	9	0.609	7	3	6	5	13	8	0.619	27	17	0.614	1	0	16.5	44	0.375	12
F 17 Moore, Mark	1	0	3	5	4	5	0.444	4	4	2	4	6	8	0.429	10	13	0.435	1	0	13.0	23	0.565	8
F 18 Krestalude, Andy	9	2	9	2	18	4	0.818	7	4	2	7	9	11	0.450	27	15	0.643	0	0	17.0	42	0.405	11
<b>F2/ The Coral Reefers</b>	30	42	27	45	57	87	0.396	11	25	19	17	30	42	0.417	117	171	0.406	0	5	82.5	288	0.286	
F 20 Thorne, Marshall	5	1	4	5	9	6	0.600	1	6	4	4	5	10	0.333	14	16	0.467	0	0	9.5	30	0.317	9
F 21 Thorne, Jake	1	8	4	3	5	11	0.313	4	4	5	5	9	9	0.500	14	20	0.412	0	0	9.5	34	0.279	9
F 22 Colton, Mitch	1	6	2	5	3	11	0.214	1	5	3	4	4	9	0.308	7	20	0.259	0	0	9.5	27	0.352	7
F 23 Carroll, Josh	1	0	0	1	1	1	0.500	0	1	0	0	0	1	0.000	1	2	0.333	0	0	0.0	3	0.000	1
F 24 Jarvah, Sean	7	2	3	6	10	8	0.556	3	6	3	3	6	9	0.400	16	17	0.485	0	1	12.0	33	0.364	9
F 25 Patskoski, Jason	6	2	3	5	9	7	0.563	1	6	6	2	7	8	0.467	16	15	0.516	0	1	10.5	31	0.339	8
F 26 Britt, Jacob	4	7	7	4	11	11	0.500	4	6	6	4	10	10	0.500	21	21	0.500	0	1	12.0	42	0.286	10
F 27 Smith, Van	2	6	3	5	5	11	0.313	4	6	6	4	10	10	0.500	15	21	0.417	0	1	14.5	36	0.403	10
F 28 Hodge, Eric	3	8	1	8	4	16	0.200	4	7	5	6	9	13	0.409	13	29	0.310	0	1	5.0	42	0.119	12
F 29 Hodge, Alex	0	2	0	3	0	5	0.000	0	3	0	2	0	5	0.000	0	10	0.000	0	0	0.0	10	0.000	3
<b>F3/ Death Throw</b>	35	37	33	39	68	76	0.472	19	17	15	21	34	38	0.472	136	152	0.472	7	0	102.5	288	0.356	
F 30 Willis, Tolson	5	6	6	5	11	11	0.500	9	2	7	5	16	7	0.696	27	18	0.600	1	0	20.5	45	0.456	11
F 31 Hogan, Neal	2	7	4	5	6	12	0.333	3	6	3	6	6	12	0.333	12	24	0.333	1	0	9.5	36	0.264	9
F 32 Bosier, Sean	9	3	10	2	19	5	0.792	9	3	7	5	16	8	0.667	35	13	0.729	1	0	24.0	48	0.500	12
F 33 Thompson, Ben	2	0	1	1	3	1	0.750	1	1	0	1	1	2	0.333	4	3	0.571	0	0	3.5	7	0.500	2
F 34 Mathews, Dave	5	7	4	7	9	14	0.391	4	8	3	9	7	17	0.292	16	31	0.340	1	0	16.5	47	0.351	12
F 35 Willis, Zack	1	1	0	1	1	2	0.333	1	1	1	1	2	2	0.500	3	4	0.429	0	0	2.5	7	0.357	2
F 36 Willis, Angie	1	7	0	5	1	12	0.077	2	1	4	3	6	4	0.600	7	16	0.304	1	0	3.0	23	0.130	9
F 37 Mathews, Olivia	6	6	7	5	13	11	0.542	5	8	4	8	9	16	0.360	22	27	0.449	1	0	20.0	49	0.408	12
F 38 Young, Mark "Crowbar"	4	0	1	8	5	8	0.385	4	4	1	4	5	8	0.385	10	16	0.385	1	0	3.0	26	0.115	9
<b>F4/ Bulls On Parade</b>	36	36	43	29	79	65	0.549	27	9	21	15	48	24	0.667	175	113	0.608	7	0	127.5	288	0.443	
F 40 Updyke, Jerry	6	5	7	3	13	8	0.619	8	2	4	4	12	6	0.667	25	14	0.641	1	0	18.0	39	0.462	11
F 41 Additon, Chris	1	7	3	4	4	11	0.267	5	5	7	2	12	7	0.632	16	18	0.471	1	0	16.0	34	0.471	11
F 42 Cook, Dan	0	1	3	1	3	2	0.600	2	1	2	1	4	2	0.667	7	4	0.636	0	0	2.0	11	0.182	5
F 43 Hall, Jon	9	2	6	4	15	6	0.714	9	2	4	7	13	9	0.591	28	15	0.651	1	0	23.0	43	0.535	11
F 44 Heath, John	7	5	11	1	18	6	0.750	10	1	9	2	19	3	0.864	37	9	0.804	1	0	29.5	46	0.641	12
F 45 Hollar, David	4	6	3	5	7	11	0.389	3	3	3	5	6	8	0.429	13	19	0.406	1	0	7.5	32	0.234	10
F 46 Whitley, Brian	8	4	8	3	16	7	0.696	11	1	8	4	19	5	0.792	35	12	0.745	1	0	21.5	47	0.457	12
F 47 Wrenn, Cameron	1	6	2	8	3	14	0.176	6	3	5	5	11	8	0.579	14	22	0.389	1	0	10.0	36	0.278	12
<b>F5/ Accoutrement Stuff</b>	33	39	39	33	72	72	0.500	11	25	21	15	32	40	0.444	136	152	0.472	0	25	105.5	288	0.366	
F 50 Strickland, Jon	4	4	3	5	7	9	0.438	3	6	6	4	9	10	0.474	16	19	0.457	0	3	8.0	35	0.229	12
F 51 Wissinger, Wes	8	4	9	2	17	6	0.739	6	6	10	1	16	7	0.696	33	13	0.717	0	3	26.5	46	0.576	12
F 52 Kyle, Mike	4	6	5	3	9	9	0.500	2	3	4	4	6	7	0.462	15	16	0.484	0	3	6.5	31	0.210	10
F 53 Port, Brian	4	5	6	4	10	9	0.526	2	7	7	2	9	9	0.500	19	18	0.514	0	3	14.0	37	0.378	11
F 54 Keleher, John	1	3	4	2	5	5	0.500	2	5	3	3	5	8	0.385	10	13	0.435	0	3	10.0	23	0.435	8
F 55 Ferguson, Travis	2	2	2	1	4	3	0.571	0	4	0	3	0	7	0.000	4	10	0.286	0	2	3.5	14	0.250	4
F 56 Beene, Ryan	3	2	1	4	4	6	0.400	1	6	4	3	5	9	0.357	9	15	0.375	0	1	4.5	24	0.188	8
F 57 Budd, Shawn	4	5	4	7	8	12	0.400	4	5	3	4	7	9	0.438	15	21	0.417	0	3	12.5	36	0.347	12
F 58 Murphy, Tom	3	8	5	3	8	11	0.421	2	8	4	6	6	14	0.300	14	25	0.359	0	3	16.5	39	0.423	12
F 59 Cefola, Anthony	0	0	0	2	0	2	0.000	0	0	1	0	1	0	1.000	1	2	0.333	0	1	3.5	3	1.167	2
<b>F6/ Sofa Kings</b>	34	38	29	43	63	81	0.438	16	20	13	23	29	43	0.403	121	167	0.420	6	0	99.5	288	0.345	
F 60 Keim, Roger	4	5	6	3	10	8	0.556	2	6	4	4	6	10	0.375	16	18	0.471	0	0	10.5	34	0.309	9
F 61 Alcon, Tony	5	5	2	8	7	13	0.350	9	1	3	7	12	8	0.600	19	21	0.475	1	0	14.0	40	0.350	10
F 62 Groves, Phil	0	0	0	1	0	1	0.000	0	1	1	0	1	1	0.500	1	2	0.333	1	0	1.0	3	0.333	1
F 63 Bozza, Doug	5	5	5	6	10	11	0.476	4	7	7	4	11	11	0.500	21	22	0.488	1	0	28.5	43	0.663	11
F 64 Moore, Ken	3	8	2	6	5	14	0.263	2	8	2	9	4	17	0.190	9	31	0.225	1	0	8.5	40	0.213	12
F 65 Plotkin, Jeremy	8	4	8	4	16	8	0.667	8	4	5	6	13	10	0.565	29	18	0.617	1	0	18.5	47	0.394	12
F 66 Hommel, Darren	5	7	3	9	8	16	0.333	4	8	3	8	7	16	0.304	15	32	0.319	1	0	14.0	47	0.298	12
F 67 Scott, Chris	4	4	3	6	7	10	0.412	3	5	1	8	4	13	0.235	11	23	0.324	0	0	4.5	34	0.132	10
<b>F7/ Don't Hit The Scorekeeper</b>	42	30	41	31	83	61	0.576	20	16	20	16	40	32	0.556	163	125	0.566	0	0	126.0	288	0.438	
F 70 Knight, Romuald	6	2	7	5	13	7	0.650	7	5	5	6	12	11	0.522	25	18	0.581	0	0	12.5	43	0.291	12
F 71 Vick, Justin	5	8	7	4	12	12	0.500	4	6	7	3	11	9	0.550	23	21	0.523	0	0	21.0	44	0.477	12
F 72 Robertson, Chris	3	2	2	2	5	4	0.556	3	1	1	4	4	5	0.444	9	9	0.500	0	0	7.5	18	0.417	5
F 73 Smith, Ron "Captain"	5	8	5	3	10	11	0.476	5	5	8	3	13	8	0.619	23	19	0.548	0	0	10.0	42	0.238	12
F 74 Shearin, Phillip	10	2	7	5	17	7	0.708	6	7	7	3	13	10	0.565									

	Singles 301		Singles Cricket		Singles Record		Singles Win %-age	Doubles Cricket		Doubles 501		Doubles Record		Doubles Win %-age	Sngls + Dbls Record		Sngls + Dbls Win %-age	Tiebreaker Ws		Tiebreaker Ls	All-Star Points	Games Played	All-Star Point Average	Matches Played
G1/ Old Darting Bastards	39	33	34	38	73	71	0.507	20	16	18	18	38	34	0.528	149	139	0.517	8	0	102.5	288	0.356		
G 10 Cornell, Blaine	2	2	2	2	4	4	0.500	4	6	4	5	8	11	0.421	12	15	0.444	1	0	5.0	27	0.185	11	
G 11 Metivier, Sam	9	2	6	6	15	8	0.652	4	8	7	5	11	13	0.458	26	21	0.553	1	0	14.5	47	0.309	12	
G 12 Barbour, Bryan	0	3	0	1	0	4	0.000	4	0	1	1	5	1	0.833	5	5	0.500	1	0	3.0	10	0.300	4	
G 13 Millius, Mike	6	3	4	3	10	6	0.625	4	4	6	2	10	6	0.625	20	12	0.625	1	0	16.5	32	0.516	10	
G 14 Musil, Dylan	8	4	10	2	18	6	0.750	7	5	5	7	12	12	0.500	30	18	0.625	1	0	32.5	48	0.677	12	
G 15 Smith, Jon	2	1	0	3	2	4	0.333	3	0	2	1	5	1	0.833	7	5	0.583	0	0	5.0	12	0.417	3	
G 16 Close, Eddie	1	5	4	5	5	10	0.333	8	1	6	2	14	3	0.824	19	13	0.594	1	0	7.5	32	0.234	9	
G 17 Furdon, Matt	5	4	4	5	9	9	0.500	4	4	4	6	8	10	0.444	17	19	0.472	1	0	6.5	36	0.181	12	
G 18 Furdon, Jenny	3	4	1	7	4	11	0.267	0	3	0	2	0	5	0.000	4	16	0.200	0	0	6.0	20	0.300	11	
G 19 Merritt, Kate	3	5	3	4	6	9	0.400	2	1	1	5	3	6	0.333	9	15	0.375	1	0	6.0	24	0.250	11	
G2/ Banging The Wire	35	37	37	35	72	72	0.500	15	21	24	12	39	33	0.542	150	138	0.521	0	29	107.5	288	0.373		
G 20 Bowen, Andy	5	4	6	3	11	7	0.611	5	5	9	2	14	7	0.667	25	14	0.641	0	3	25.5	39	0.654	11	
G 21 Prosser, Brad	4	6	5	3	9	9	0.500	3	4	6	3	9	7	0.563	18	16	0.529	0	4	13.5	34	0.397	12	
G 22 White, John	8	4	6	6	14	10	0.583	5	7	7	3	12	10	0.545	26	20	0.565	0	3	19.0	46	0.413	12	
G 23 Williams, Kelsey	2	8	1	5	3	13	0.188	1	4	4	3	5	7	0.417	8	20	0.286	0	4	3.5	28	0.125	11	
G 24 Dubose, Chris	6	2	4	4	10	6	0.625	2	6	6	0	8	6	0.571	18	12	0.600	0	4	10.5	30	0.350	9	
G 25 Stark, Parker	2	2	5	3	7	5	0.583	3	5	3	1	6	6	0.500	13	11	0.542	0	3	8.5	24	0.354	8	
G 26 Ferri, Chris	1	3	3	4	4	7	0.364	2	4	3	4	5	8	0.385	9	15	0.375	0	3	2.5	24	0.104	9	
G 27 Miller, Devin	0	3	0	1	0	4	0.000	1	2	1	2	2	4	0.333	2	8	0.200	0	1	0.0	10	0.000	6	
G 28 Rollins, Calvin	7	4	7	4	14	8	0.636	7	4	5	6	12	10	0.545	26	18	0.591	0	2	24.5	44	0.557	11	
G 29 Lukach, Gwen	0	1	0	2	0	3	0.000	1	1	4	0	5	1	0.833	5	4	0.556	0	2	0.0	9	0.000	4	
G3/ Wayne Gretzky	34	38	39	33	73	71	0.507	18	18	14	22	32	40	0.444	137	151	0.476	8	7	129.0	288	0.448		
G 30 Wilson, Misty	2	10	2	1	4	11	0.267	0	2	1	9	1	11	0.083	5	22	0.185	1	1	2.0	27	0.074	12	
G 31 Wilson, Jonathan	0	0	2	3	2	3	0.400	7	1	4	5	11	6	0.647	13	9	0.591	1	1	15.0	22	0.682	9	
G 32 Gaines, Lauren	3	9	1	7	4	16	0.200	0	6	1	10	1	16	0.059	5	32	0.135	1	1	5.0	37	0.135	12	
G 33 Gaines, Bryan	6	6	7	5	13	11	0.542	8	4	6	3	14	7	0.667	27	18	0.600	1	1	11.0	45	0.244	12	
G 34 Rigert, Joe, Sr.	9	3	9	3	18	6	0.750	8	4	7	5	15	9	0.625	33	15	0.688	1	1	49.0	48	1.021	12	
G 35 Rigert, Joe, Jr.	0	0	0	0	0	0	---	0	0	0	0	0	0	---	0	0	---	0	0	0.0	0	---	0	
G 36 Finney, Dave	7	4	9	2	16	6	0.727	5	6	4	7	9	13	0.409	25	19	0.568	1	1	33.5	44	0.761	11	
G 37 Park, Ed	6	6	5	7	11	13	0.458	5	7	1	1	6	8	0.429	17	21	0.447	1	1	7.0	38	0.184	12	
G 38 Lee, Jack	1	0	4	5	5	5	0.500	3	6	4	4	7	10	0.412	12	15	0.444	1	0	6.5	27	0.241	9	
G4/ Irish Ton	38	34	33	39	71	73	0.493	21	15	19	17	40	32	0.556	151	137	0.524	14	0	97.5	288	0.339		
G 40 Cominole, Jeremy	4	5	4	4	8	9	0.471	3	7	1	6	4	13	0.235	12	22	0.353	1	0	14.5	34	0.426	10	
G 41 Rossbach, Mark	6	5	8	1	14	6	0.700	8	3	5	5	13	8	0.619	27	14	0.659	2	0	16.0	41	0.390	11	
G 42 Hiltbrunner, Sherry	0	0	0	0	0	0	---	0	0	0	0	0	0	---	0	0	---	0	0	0.0	0	---	0	
G 43 Yarsawich, Bryan	1	4	0	6	1	10	0.091	2	3	5	2	7	5	0.583	8	15	0.348	2	0	2.0	23	0.087	10	
G 44 Bowser, Brian	5	5	6	2	11	7	0.611	7	3	7	2	14	5	0.737	25	12	0.676	1	0	10.5	37	0.284	10	
G 45 Perkins, Brytni	2	7	1	3	3	10	0.231	0	1	3	3	3	4	0.429	6	14	0.300	2	0	2.0	20	0.100	11	
G 46 Perkins, Heath	8	2	4	5	12	7	0.632	7	4	6	5	13	9	0.591	25	16	0.610	2	0	17.0	41	0.415	11	
G 47 Arno, Trey	0	1	1	7	1	8	0.111	2	1	2	3	4	4	0.500	5	12	0.294	0	0	2.0	17	0.118	8	
G 48 Mickler, Spencer	9	2	9	1	18	3	0.857	9	3	7	4	16	7	0.696	34	10	0.773	2	0	25.0	44	0.568	12	
G 49 Mickler, Madison	3	3	0	10	3	13	0.188	4	5	2	4	6	9	0.400	9	22	0.290	2	0	8.5	31	0.274	12	
G5/ All About That Bull!	36	36	33	39	69	75	0.479	16	20	19	17	35	37	0.486	139	149	0.483	0	0	98.5	288	0.342		
G 50 Tyler, Rob	3	6	0	3	3	9	0.250	2	3	3	7	5	10	0.333	8	19	0.296	0	0	6.5	27	0.241	10	
G 51 Voorhees, Cindy	4	5	3	5	7	10	0.412	1	6	2	5	3	11	0.214	10	21	0.323	0	0	14.0	31	0.452	9	
G 52 Gould, Craig	2	0	1	4	3	4	0.429	1	0	0	3	1	3	0.250	4	7	0.364	0	0	3.5	11	0.318	5	
G 53 Gorts, Tim	2	5	6	4	8	9	0.471	4	8	5	3	9	11	0.450	17	20	0.459	0	0	11.0	37	0.297	11	
G 54 Holland, Tom	6	4	9	1	15	5	0.750	8	2	8	2	16	4	0.800	31	9	0.775	0	0	29.5	40	0.738	10	
G 55 Neill, Greg	6	6	6	5	12	11	0.522	1	8	3	2	4	10	0.286	16	21	0.432	0	0	9.0	37	0.243	12	
G 56 Miller, Lloyd	3	4	3	5	6	9	0.400	6	3	6	5	12	8	0.600	18	17	0.514	0	0	7.0	35	0.200	10	
G 57 Peterson, Eric	4	2	1	4	5	6	0.455	2	4	1	4	3	8	0.273	8	14	0.364	0	0	5.5	22	0.250	7	
G 58 Rylah, Garrett	6	4	4	8	10	12	0.455	7	6	10	3	17	9	0.654	27	21	0.563	0	0	12.5	48	0.260	12	
G6/ Dr.unks	39	33	50	22	89	55	0.618	24	12	20	16	44	28	0.611	177	111	0.615	8	0	113.5	288	0.394		
G 60 Reece, Robert	8	4	1	1	9	5	0.643	3	0	7	3	10	3	0.769	19	8	0.704	1	0	1.0	27	0.037	12	
G 61 Gower, Jeremy	8	3	11	0	19	3	0.864	6	5	3	4	9	9	0.500	28	12	0.700	0	0	16.0	40	0.400	11	
G 62 Johnson, Timmy	3	5	6	3	9	8	0.529	4	3	6	1	10	4	0.714	19	12	0.613	1	0	11.0	31	0.355	12	
G 63 Upchurch, Joe	3	3	6	5	9	8	0.529	9	3	1	2	10	5	0.667	19	13	0.594	1	0	13.0	32	0.406	12	
G 64 Gouge, Shane	3	7	8	2	11	9	0.550	8	3	5	5	13	8	0.619	24	17	0.585	1	0	28.0	41	0.683	11	
G 65 Gouge, Susan	4	6	0	3	4	9	0.308	3	2	5	4	8	6	0.571	12	15	0.444	1	0	8.0	27	0.296	11	
G 66 Smale, John	1	1	5	6	6	7	0.462	6	3	3	4	9	7	0.563	15	14	0.517	1	0	8.0	29	0.276	11	
G 67 Murdock, Nick	7	3	11	1	18	4	0.818	9	3	5	4	14	7	0.667	32	11	0.744	1	0	25.5	43	0.593	12	
G 68 Gray, Chris	0	1	0	0	0	1	0.000	0	0	5	3	5	3	0.625	5	4	0.556	1	0	1.0	9	0.111	8	
G 69 Johnson, Nick	2	0	2	1	4	1	0.800	0	2	0	2	0	4	0.000	4	5	0.444	0	0	2.0	9	0.222	4	
G7/ Quackers	31	41	26	46	57	87	0.396	12	24	12	24	24	48	0.333	105	183	0.365	7	5	74.5	288	0.259		
G 70 Carawon, Bob	0	2	0	1	0	3	0.000	0	1	0	3	0	4	0.000	0	7	0.000	0	0	0.0	7	0.000	4	
G 71 Peers, Martin	2	7	2	2	4	9	0.308	1	2	2	7	3	9	0.250	7	18	0.280							



	Singles 301	Singles Criket	Singles Record	Singles Win %-age	Doubles Criket	Doubles 501	Doubles Record	Doubles Win %-age	Sngls + Dbls Record	Sngls + Dbls Win %-age	Tiebreaker Ws	Tiebreaker Ls	All-Star Points	Games Played	All-Star Point Average	Matches Played
<b>H1/ Another Coach Creation</b>	32 28	33 27	65 55	0.542	21 9	15 15	36 24	0.600	137 103	0.571	9 0	73.0	240	0.304		
H 10 Emerton, Eric	5 3	3 3	8 6	0.571	4 4	0 4	4 8	0.333	12 14	0.462	1 0	10.0	26	0.385	9	
H 11 Barletta, Phil	0 1	3 2	3 3	0.500	4 1	2 1	6 2	0.750	9 5	0.643	1 0	6.0	14	0.429	5	
H 12 Woodard, Dave	4 5	5 4	9 9	0.500	6 5	5 5	11 10	0.524	20 19	0.513	1 0	10.0	39	0.256	10	
H 13 Ejlali, Shervin	5 3	2 6	7 9	0.438	3 4	2 4	5 8	0.385	12 17	0.414	1 0	5.0	29	0.172	9	
H 14 Martin, Claude	3 3	2 4	5 7	0.417	3 0	2 5	5 5	0.500	10 12	0.455	1 0	2.5	22	0.114	7	
H 15 Hamer, Andrew	6 2	4 1	10 3	0.769	8 0	7 1	15 1	0.938	25 4	0.862	1 0	16.0	29	0.552	8	
H 16 Scott, Kevin	3 2	2 2	5 4	0.556	6 0	6 0	12 0	1.000	17 4	0.810	1 0	8.5	21	0.405	6	
H 17 Turner, Kevin	3 4	9 0	12 4	0.750	6 4	5 5	11 9	0.550	23 13	0.639	1 0	11.0	36	0.306	10	
H 18 Ago, Alvin	3 5	3 5	6 10	0.375	2 0	1 5	3 5	0.375	9 15	0.375	1 0	4.0	24	0.167	8	
<b>xx-H2/ The Groupers</b>	0 0	0 0	0 0	---	0 0	0 0	0 0	---	0 0	---	0 0	0.0	0	---	0	
H 20 Stone, Ben	0 0	0 0	0 0	---	0 0	0 0	0 0	---	0 0	---	0 0	0.0	0	---	0	
H 21 Stone, Terry	0 0	0 0	0 0	---	0 0	0 0	0 0	---	0 0	---	0 0	0.0	0	---	0	
H 22 Davis, Jimmy	0 0	0 0	0 0	---	0 0	0 0	0 0	---	0 0	---	0 0	0.0	0	---	0	
H 23 Dickens, Chad	0 0	0 0	0 0	---	0 0	0 0	0 0	---	0 0	---	0 0	0.0	0	---	0	
H 24 Bloch, Jeremy	0 0	0 0	0 0	---	0 0	0 0	0 0	---	0 0	---	0 0	0.0	0	---	0	
H 25 Warren, Tyler	0 0	0 0	0 0	---	0 0	0 0	0 0	---	0 0	---	0 0	0.0	0	---	0	
H 26 Farakish, Jon	0 0	0 0	0 0	---	0 0	0 0	0 0	---	0 0	---	0 0	0.0	0	---	0	
H 27 McQueen, Jamie	0 0	0 0	0 0	---	0 0	0 0	0 0	---	0 0	---	0 0	0.0	0	---	0	
<b>H3/ We're Sexy &amp; We Throw It</b>	16 38	12 42	28 80	0.259	7 20	9 18	16 38	0.296	60 156	0.278	0 0	45.0	216	0.208		
H 30 McNamara, Ken	6 3	8 1	14 4	0.778	4 5	8 2	12 7	0.632	26 11	0.703	0 0	19.0	37	0.514	9	
H 31 Zarrelli, Karen	3 6	0 4	3 10	0.231	3 2	0 9	3 11	0.214	6 21	0.222	0 0	2.5	27	0.093	9	
H 32 Coggins, Leigh	0 7	0 4	0 11	0.000	0 7	2 0	2 7	0.222	2 18	0.100	0 0	0.0	20	0.000	7	
H 33 Bohanan, Heather	1 5	0 5	1 10	0.091	0 5	0 5	0 10	0.000	1 20	0.048	0 0	4.0	21	0.190	7	
H 34 Prater, Brittani	1 1	1 3	2 4	0.333	1 3	1 2	2 5	0.286	4 9	0.308	0 0	6.5	13	0.500	4	
H 35 VonLiene, Dawn	0 2	0 5	0 7	0.000	0 2	0 4	0 6	0.000	0 13	0.000	0 0	1.0	13	0.077	6	
H 36 Crawford, Neal	4 3	3 4	7 7	0.500	2 5	1 6	3 11	0.214	10 18	0.357	0 0	8.0	28	0.286	7	
H 37 Morlando, Jim	0 4	0 8	0 12	0.000	3 6	3 5	6 11	0.353	6 23	0.207	0 0	2.0	29	0.069	8	
H 38 Matson, Eric	1 7	0 8	1 15	0.063	1 5	3 3	4 8	0.333	5 23	0.179	0 0	2.0	28	0.071	8	
<b>H4/ Tips &amp; Shafts</b>	30 30	31 29	61 59	0.508	16 14	13 17	29 31	0.483	119 121	0.496	0 13	70.0	240	0.292		
H 40 Borgna, Denise	0 0	1 2	1 2	0.333	0 2	1 1	1 3	0.250	2 5	0.286	0 0	0.0	7	0.000	4	
H 41 Borgna, Andrew	1 2	2 3	3 5	0.375	4 1	1 4	5 5	0.500	8 10	0.444	0 2	4.0	18	0.222	5	
H 42 Spencer, Kenny	2 7	3 6	5 13	0.278	1 6	1 4	2 10	0.167	7 23	0.233	0 1	4.5	30	0.150	9	
H 43 Huffman, Inky	3 4	1 1	4 5	0.444	1 2	1 4	2 6	0.250	6 11	0.353	0 1	1.0	17	0.059	6	
H 44 Jones, Jessica	0 1	0 2	0 3	0.000	1 2	2 2	3 4	0.429	3 7	0.300	0 1	0.0	10	0.000	4	
H 45 Tompkins, Charles	6 4	9 1	15 5	0.750	5 5	5 5	10 10	0.500	25 15	0.625	0 2	21.5	40	0.538	10	
H 46 Wilson, Matthew	9 1	6 4	15 5	0.750	8 2	7 3	15 5	0.750	30 10	0.750	0 2	20.0	40	0.500	10	
H 47 Phillips, Britt	4 6	4 5	8 11	0.421	5 5	5 5	10 10	0.500	18 21	0.462	0 2	9.5	39	0.244	10	
H 48 Letsch, Dempsey	5 5	5 5	10 10	0.500	7 3	3 6	10 9	0.526	20 19	0.513	0 2	9.5	39	0.244	10	
<b>H5/ Grip It Lightly</b>	27 27	37 17	64 44	0.593	14 13	18 9	32 22	0.593	128 88	0.593	6 0	73.5	216	0.340		
H 50 Boutieller, Tina	2 2	3 3	5 5	0.500	1 3	4 2	5 5	0.500	10 10	0.500	1 0	4.5	20	0.225	7	
H 51 Harper, C.E.	7 2	4 2	11 4	0.733	5 4	6 3	11 7	0.611	22 11	0.667	1 0	6.0	33	0.182	9	
H 52 Davis, P.J.	3 4	9 0	12 4	0.750	5 4	6 3	11 7	0.611	23 11	0.676	1 0	23.0	34	0.676	9	
H 53 Davis, Luc	5 2	7 1	12 3	0.800	4 3	5 3	9 6	0.600	21 9	0.700	1 0	19.5	30	0.650	8	
H 54 Elliott, Chris	3 3	3 3	6 6	0.500	4 2	1 2	5 4	0.556	11 10	0.524	0 0	4.0	21	0.190	7	
H 55 McCann, Amanda	0 5	1 4	1 9	0.100	3 5	3 1	6 6	0.500	7 15	0.318	1 0	1.0	22	0.045	8	
H 56 Al-Hoory, Al Mothanna	5 2	6 0	11 2	0.846	4 3	6 1	10 4	0.714	21 6	0.778	1 0	8.0	27	0.296	7	
H 57 Boutieller, Nick	2 7	4 4	6 11	0.353	2 2	5 3	7 5	0.583	13 16	0.448	0 0	7.5	29	0.259	9	
<b>H6/ The Neighborhood Dart Knights</b>	35 31	31 35	66 66	0.500	11 22	14 19	25 41	0.379	116 148	0.439	0 0	63.5	264	0.241		
H 60 Osier, Emmalee	4 4	1 4	5 8	0.385	3 6	3 5	6 11	0.353	11 19	0.367	0 0	5.0	30	0.167	10	
H 61 Markham, Jared	4 6	5 4	9 10	0.474	0 9	5 4	5 13	0.278	14 23	0.378	0 0	6.5	37	0.176	10	
H 62 Amos, Terron	5 5	6 5	11 10	0.524	4 6	5 6	9 12	0.429	20 22	0.476	0 0	14.0	42	0.333	11	
H 63 Swepson, Jerrell	2 1	3 4	5 5	0.500	1 3	2 3	3 6	0.333	8 11	0.421	0 0	2.0	19	0.105	7	
H 64 Thomas, Tony	5 5	7 3	12 8	0.600	5 5	3 5	8 10	0.444	20 18	0.526	0 0	13.0	38	0.342	10	
H 65 Welsh, David	6 4	3 6	9 10	0.474	5 6	4 7	9 13	0.409	18 23	0.439	0 0	5.0	41	0.122	11	
H 66 Phillips, Josh	0 1	0 1	0 2	0.000	0 0	0 0	0 0	---	0 2	0.000	0 0	0.0	2	0.000	1	
H 67 Hill, Drew	0 0	0 0	0 0	---	0 0	0 0	0 0	---	0 0	---	0 0	0.0	0	---	0	
H 68 Gamble, Mark	6 3	5 4	11 7	0.611	3 6	4 2	7 8	0.467	18 15	0.545	0 0	11.5	33	0.348	9	
H 69 Clow, Brandon	3 2	1 4	4 6	0.400	1 3	2 6	3 9	0.250	7 15	0.318	0 0	6.5	22	0.295	8	
<b>H7/ Darty Sanchez</b>	37 23	32 28	69 51	0.575	20 10	20 10	40 20	0.667	149 91	0.621	0 0	70.5	240	0.294		
H 70 Trefzger, Mike	5 4	10 0	15 4	0.789	9 1	7 2	16 3	0.842	31 7	0.816	0 0	20.5	38	0.539	10	
H 71 Trefzger, Eric	7 1	7 2	14 3	0.824	8 1	5 2	13 3	0.813	27 6	0.818	0 0	16.0	33	0.485	9	
H 72 Maierhofer, Sean	1 2	0 2	1 4	0.200	0 2	2 1	2 3	0.400	3 7	0.300	0 0	0.0	10	0.000	3	
H 73 Goodrich, Brett	6 2	2 4	8 6	0.571	5 2	5 3	10 5	0.667	18 11	0.621	0 0	7.5	29	0.259	8	
H 74 Goodrich, Kyle	4 2	3 4	7 6	0.538	3 3	6 2	9 5	0.643	16 11	0.593	0 0	7.5	27	0.278	8	
H 75 Wernet, Brad	8 1	5 4	13 5	0.722	5 3	6 2	11 5	0.688	24 10	0.706	0 0	10.0	34	0.294	9	
H 76 Collier, Chris	2 3	2 4	4 7	0.364	3 2	4 1	7 3	0.700	11 10	0.524	0 0	2.0	21	0.095	7	
H 77 Stroud, Zach	3 4	2 4	5 8	0.385	6 3	1 5	7 8	0.467	12 16	0.429	0 0	0.0	28	0.000	9	
H 78 Robinson, Mike	1 4	1 4	2 8	0.200	1 3	4 2	5 5	0.500	7 13	0.350	0 0	7.0	20	0.350	7	