

Tons of Newsletter

Home to the Spring Session of the Raleigh Dart League for week #13, Wednesday, April 17, 2019 Issue #JK749
The "All You Tiger Haters, Patriot Haters, and Golden State Haters Need To Grow The Hell Up And Respect" Edition

SCORESHEET RETURNS IN WEEKS 13 AND 14

[Note: I run this item every season... You've seen it before, and you'll see it next season. It still applies, so please read on. - JK]

I am begging each of you captains: please send your week 13 and week 14 scoresheets as quickly as possible. Preferably, all of you would send your scoresheets by early Friday. I need the week 13 scoresheets quickly to assemble the singles and all-star leaders lists for the final week of play. **Any division for which I don't have all of the scoresheets will NOT receive the leader standings or divisional statistics, unless no top throwers are included in that match.** It is not fair for some players to know how the others did in week 13, and vice versa. So, please send me your week 13 scoresheets quickly. ##### I also need your week 14 scoresheets sent quickly, so that there aren't any playoff positions changed by a mail-in penalty. If I have to call people on Tuesday and change the match in which they are involved, I will be VERY unhappy. I have had to do that twice before, and I DON'T want to do it again.

MINIMUM GAME REQUIREMENTS

Please do not forget that there are minimum numbers of games required in order to win awards for singles win percentage and all-star point average. These minimums are printed on page 4 of every issue of the Tons, so not being aware of them is your own fault. Make sure that any members of your team that are in the running for either of these awards play enough games if they are interested in trying to win either of those categories.

ALSO, DON'T FORGET...

...there is a minimum number of matches played for participation in postseason tournaments. That number is 4 matches for all teams in all divs., regardless of forfeits, byes, or whatever. You simply must throw in 4 matches. Four. No more, just 4. There are presently 34 members (not counting the disqualified Groupers in H) who have yet to play a 4th match - 6 in A, 3 in B, 2 in C, 2 in D, 5 in E, 6 in F, 5 in G, and 5 in H.

RDL TRIVIA

Last week's question(s): *It's getting to be about that time when some start caring about who I put on my unofficial seasonal all-star teams (and some of you care a LOT). In light of that, which five league members (just a taking shot here that there isn't a giant tie for 5th on this list) have the longest current strings of seasons on my divisional all-star teams? How many seasons?*

The answer: Most seasons, the RDL has 8 divisions, meaning I name 64 people to divisional all-star teams. Of last season's 64, a whopping 43 of them now have a 1-season "streak" of making that page. Another 10 have a 2-season streak, 2 have a 3-season streak, 3 have a 4-season streak, and 1 has a 5-season streak. Which leaves just our current top-5... Three of them sit with a 6-season streak: Tom Brown (all in A div.), John Kramer (all in A div., and encompassing his entire RDL career since moving here), and Joe Rigert, Sr. (with three in F div. and three in G div.). In second place is Jeff Cashin with a 7-season streak (two in C div., four in D div., and one in E div.). And all alone at the top, to roughly nobody's surprise at all, is the RDL's top player ever: Robbie Phillips. Phillips is currently on a 27-season run of all-star teams, all of them

RDL HEADLINES

"A" Division: Dartistic wins a second straight, now in position for a week 14 showdown to see who stays in A in the Fall; Element and Bullies roll, officially clinch top-two finishes
"B" Division: Things roll over the Jedis, maintain their 1-match grasp on the division lead; Irrelevant races to 15-1 lead, then dumps the last 8 points, falling 8 points behind the Things
"C" Division: Inconsistent squeezes past newly-hot Machine, dropping important points in race with the Cheapies; Bangin' gets huge win over Niners to keep 3rd, shove the Niners back
"D" Division: Bulls Up use a DCkt sweep to squeeze past the shorthanded Show Me, igniting what could be an awesome three-way final race!; and also, who shows up shorthanded to a matchup with their top rival, with a division on the line?!

"E" Division: 4-person Nightmare sweeps Game in doubles, yanking them a long way behind Serious?, who got by the Sharks; oddly, the shorthanded team won both Nightmare-Game matches this season; Rangers thump Taylor, lock in 5th
"F" Division: Parade, fresh off becoming the first to clinch division, loses their first match, to the fifth-place Sofa Kings Scorekeeper rolls, now sits 3rd despite only a 0.500 record
"G" Division: Irish Ton takes 5 of 6 doubles from Old Darting in a huge matchup of division leaders; Dr.unks gets a 2nd win after their losing streak, now back in the hunt in the #2 spot
"H" Division: Grip It rings up a critical big score, heading into tonight's showdown with a point total that might be enough if they win tonight (then watch from the sidelines in week 14)

in A division, and covering every full season since he returned from school toward the end of the Spring 2005 season. And not only has Phillips been on the team 27 straight times, he has been the A division MVP a whopping 17 times (including 10 of the most recent 11 seasons), and the overall league MVP 7 times (including 4 times in a 5-season span from Fa12 through Fa14).

This week's question: **Last week, Chalker's Nightmare won with only 4 players. How many times in the last 10 seasons has a double-shorthanded (for the entire match!) team won?**

Name the band/singer? the song? Last week's answers: Song 1 = "Life in the Fast Lane" by The Eagles; Song 2 = "I Can't Drive 55" by Sammy Hagar; Song 3 = "Fast Car" by Tracy Chapman. And the theme? Going really fast, which was entirely inspired by the speed with which the week 11 winning captains sent me their scoresheets! Weeks with early information rock. [A couple of our longtime heavyweights (Pete Rutten and Paul Jacobi) got everything but song 3, but it was a veritable newcomer to the lyrics game that stole the show this week! Mike Litzsinger of Things That Bounce came through with a complete perfect set - I love when we find a new player's wheelhouse. - JK]
Week 13, song #1 lyric: "She never compromises, Loves babies and surprises, Wears high heels when she exercises, Ain't it beautiful"
Week 13, song #2 lyric: "Buddy, you're a young man, hard man, Shouting in the street, gonna take on the world someday"
Week 13, song #3 lyric: "There's a party goin' on right here, A celebration to last throughout the years, So bring your good times..."

DIVISIONAL TEAM STANDINGS and MATCH RESULTS FROM WEEK 12 (4/10/19)

(Home team listed second in each match.)

		W	L	Pts.	Teams	Score	301	SCkt	DCkt	501	1001	ASPs	Short-handed?	Penalties
"A" Division	👤 The Unintimidated Element	12	0	228	Element	17	3	4	6	4	-	32.5	-	-
	👤 The Neighborhood Bullies	11	1	199	Alliance	7	3	2	0	2	-	20.5	-	-
	3 North Raleigh Alliance	8	4	153	Bullies	20	5	5	6	4	-	40.0	-	-
	4 Dead Beats	6	6	130	Darty Minds	4	1	1	0	2	-	23.0	Yes	-
	5 Lunatic Fringe	5	7	133	Dartistic	13	5	3	1	4	-	18.5	Yes	-
	6 Jameson's Monkeys	3	9	106	Fringe	10	1	3	4	2	-	20.5	-	-
	7 Dartistic Abandon	2	10	100	Dead Beats	13	2	5	4	2	-	29.0	-	-
	8 Darty Minds	1	11	80	Monkeys	11	4	1	2	4	-	19.0	-	-
"B" Division	1 Things That Bounce	9	3	171	Things	20	3	5	6	6	-	14.0	-	-
	2 Irrelevant Details	8	4	163	Jedis	4	3	1	0	0	-	11.5	-	-
	3 Rif Raf	8	4	156	Irrelevant	15	6	5	4	0	-	11.5	-	-
	4 Kiss This Crüe	7	5	144	McGavin	9	0	1	2	6	-	13.0	-	-
	5 Red Eyed Jedis	5	7	136	DD 214	11	5	2	4	0	-	10.5	-	-
	6 DD 214	5	7	132	Rif Raf	13	1	4	2	6	-	11.5	-	-
	7 Shooter McGavin	4	8	131	Bandits	10	3	2	3	2	-	10.5	Yes, & 2 in singles	-
👤 One Armed Bandits	2	10	116	Kiss This	11	2	3	2	4	-	9.0	-	-	
"C" Division	1 Consistently Inconsistent	8	3	145	Machine	11	3	2	4	2	-	9.5	-	-
	2 Cheap Shots	7	3	136	Inconsistent	13	3	4	2	4	-	11.5	-	-
	3 Bangin' the Neighbors	7	3	125	Bangin'	13	2	3	4	4	-	2.0	-	-
	4 Nine Lives	6	4	132	Nine Lives	11	4	3	2	2	-	9.5	-	-
	5 Double In, Stumble Out	4	6	97	Menace	8	1	1	4	2	-	4.5	-	-
	6 Menace 2 Sobriety	2	8	94	Cheap Shots	16	5	5	2	4	-	14.5	-	-
	👤 Sharky's Machine	2	9	113	Stumble Out	-		(BYE)			-	-	-	-
"D" Division	1 Show Me Your Tips	8	3	145	Bulls Up	12	1	3	6	2	-	13.0	-	-
	2 WINNAU	7	3	131	Show Me	11	4	3	0	4	-	16.0	Yes	-
	3 Bulls Up	7	4	148	Projectile	16	5	3	4	4	-	9.0	-	-
	4 Projectile Dysfunction	5	5	124	Garage	8	1	3	2	2	-	7.5	-	-
	5 Big Bulls	5	5	117	Big Bulls	14	3	3	6	2	-	12.0	-	-
	6 Garage, Inc.	3	7	102	My Cork	10	3	3	0	4	-	9.0	-	-
	👤 My Cork Fell Out	1	9	83	WINNAU	-		(BYE)			-	-	-	-
"E" Division	1 Why So Serious?	8	2	161	Serious?	16	3	5	4	4	-	16.0	-	-
	2 Game of Throws	7	3	133	Shark Shooters	8	3	1	2	2	-	10.5	-	-
	3 Just the Tip	7	3	123	Game	6	3	3	0	0	-	11.0	-	-
	4 Shark Shooters	5	6	132	Nightmare	11	1	2	4	4	-	8.5	2 short!!	-
	5 Red-eye Rangers	4	6	116	Taylor	5	0	3	0	2	-	6.5	-	-
	6 Taylor & Swinging Richards	3	7	82	Rangers	19	6	3	6	4	-	7.5	-	-
	👤 Chalker's Nightmare	2	9	100	Just the Tip	-		(BYE)			-	-	-	-
"F" Division	👤 Bulls On Parade	10	1	165	Sofa Kings	13	4	3	2	4	-	6.5	-	-
	2 Hump Day!	7	3	131	Parade	11	2	3	4	2	-	7.0	-	-
	3 Don't Hit The Scorekeeper	5	5	131	Reefers	6	2	0	2	2	-	8.0	Yes	-
	4 Death Throw	5	5	115	Scorekeeper	18	4	6	4	4	-	9.0	-	-
	5 Sofa Kings	5	5	103	Accoutrement	12	5	3	2	2	L	5.5	-	-
	6 Accoutrement Stuff	3	7	111	Death Throw	12	1	3	4	4	W	9.5	-	-
	👤 The Coral Reefers	1	10	99	Hump Day!	-		(BYE)			-	-	-	-
"G" Division	1 Irish Ton	8	2	129	Irish Ton	16	3	3	6	4	-	5.0	-	-
	2 Dr.unks	8	3	166	Old Darting	8	3	3	0	2	-	11.0	-	-
	3 Old Darting Bastards	7	3	127	Quackers	9	4	1	0	4	-	4.5	-	-
	4 Banging The Wire	4	6	121	Dr.unks	15	2	5	6	2	-	6.0	-	-
	5 Wayne Gretzky	4	6	114	Gretzky	8	3	3	2	1	-	12.5	-	-
	6 All About That Bull!	3	7	114	Wire	16	3	3	4	6	-	8.5	-	-
	👤 Quackers	2	9	93	All About	-		(BYE)			-	-	-	-
"H" Division	👤 Darty Sanchez	9	1	151	Grip It	20	5	5	6	4	-	4.5	-	-
	👤 Grip It Lightly	9	2	165	Dart Knights	4	1	1	0	2	-	6.5	-	-
	3 Another Coach Creation	6	4	138	Coach	16		(automatic			-	-	-	-
	4 Tips & Shafts	6	5	138	Groupers	0		forfeit)				-	suspended for the season	-
	5 Neighborhood Dart Knights	6	5	93	Tips & Shafts	14	2	4	4	4	-	9.0	-	-
	👤 We're Sexy & We Throw It	2	9	84	We Throw It	10	4	2	2	2	-	0.0	-	-
	👤 xx-The Groupers	0	12	0	Sanchez	-		(BYE)			-	-	-	-

👤 = regular season division champion

👤 = clinched "top-two" finish in division

👤 = clinched "bottom-two" finish in division

"HOT DARTS"		
Player Name	Team Name	Hot Darts
	"A" Division	
Carroll, John	Unintimidated Element	9m
Fischlein, Kris	Dead Beats	9m
Gibson, Pat	Neighborhood Bullies	9m
Mozzetti, Tim	Lunatic Fringe	9m
Seward, Mike	Darty Minds	9m
Little, Clint	Jameson's Monkeys	6-Bulls
Kramer, John	Unintimidated Element	5-Bulls
Foushee, Kevin	Neighborhood Bullies	103-In
Massengill, Chad	Unintimidated Element	101-In
Foushee, Kevin	Neighborhood Bullies	10-dart 301
Phillips, Robbie	Unintimidated Element	18-dart SCKt
Beaudoin, Paul & Healy, Simon	Dartistic Abandon	17-dart 501
Kramer, John & Phillips, Robbie	The Unintimidated Element	19-dart 501
Seward, Mike	Darty Minds	11.5 ASPs
Gauthier, Kyle	Dead Beats	9.5 ASPs
Healy, Simon	Dartistic Abandon	9.0 ASPs
Phillips, Robbie	Unintimidated Element	8.5 ASPs
Elder, Craig	Neighborhood Bullies	8.0 ASPs
Gibson, Pat	Neighborhood Bullies	7.5 ASPs
Johnson, Michael	Neighborhood Bullies	7.5 ASPs
Massengill, Chad	Unintimidated Element	7.0 ASPs
Fischlein, Kris	Dead Beats	6.5 ASPs
Kramer, John	Unintimidated Element	6.5 ASPs
Tan, Wil	Unintimidated Element	6.5 ASPs
Work, Joe	North Raleigh Alliar	6.5 ASPs
Persson, Kenny	Jameson's Monkeys	6.0 ASPs
Bunn, Tim	Jameson's Monkeys	5.5 ASPs
Little, Clint	Jameson's Monkeys	5.5 ASPs
Foushee, Kevin	Neighborhood Bullies	5.0 ASPs

Kerr, Jim	North Raleigh Alliar	5.0 ASPs
Mitchell, Sid	Lunatic Fringe	5.0 ASPs
Reitano, Sal	Darty Minds	5.0 ASPs
Stewart, P.J.	Neighborhood Bullies	5.0 ASPs
Stewart, Pete	Neighborhood Bullies	4.5 ASPs
	"B" Division	
Wells, John	Red Eyed Jedis	12-dart 301
McCartney, Joe	Things That Bounce	13-dart 301
Beard, Tommy	DD 214	14-dart 301
Bracco, Michael	Rif Raf	14-dart 301
Bracco, Michael	Rif Raf	20-dart SCKt
Howard, Brian	Shooter McGavin	6.5 ASPs
Wells, John	Red Eyed Jedis	5.5 ASPs
Winters, Tom	Things That Bounce	4.5 ASPs
Surber, Dave	Irrelevant Details	4.0 ASPs
	"C" Division	
Porcelli, Robb	Nine Lives	9m
Gibson, Jack	Nine Lives	5-Bulls
James, Bob	Cheap Shots	118-Out
Bateman, Jimmy	Sharky's Machine	5.5 ASPs
Moody, Chris	Consistently Inconsi	4.5 ASPs
Copple, Matthew	Nine Lives	3.5 ASPs
Grubb, Ed	Consistently Inconsi	3.5 ASPs
James, Bob	Cheap Shots	3.5 ASPs
McNamara, Tim	Consistently Inconsi	3.5 ASPs
Witz, Steve	Cheap Shots	3.5 ASPs
	"D" Division	
Tatnt, J.J.	Projectile Dysfunction	120-In
Gardner, Mike	Garage, Inc	5.5 ASPs

Can't remember what to call in for the 'Hot Darts' list here? Check out page 4 - the list of minimums is there EVERY week.

Irby, Jason	Big Bulls	5.0 ASPs
Tant, J.J.	Projectile Dysfunction	5.0 ASPs
Raquet, Mike	Show Me Your Tips	4.5 ASPs
Bialaszewski, Rich	Show Me Your Tips	4.0 ASPs
Fitzgerald, Dennis	Big Bulls	4.0 ASPs
Butterworth, Dan	Bulls Up	3.5 ASPs
Butterworth, Jim	Bulls Up	3.5 ASPs
O'Toole, Mike	Bulls Up	3.5 ASPs
Powell, Lee	Show Me Your Tips	3.5 ASPs
Venable, Mike	My Cork Fell Out	3.5 ASPs
	"E" Division	
Cole, Mike	Why So Serious?	18-dart SCKt
Cole, Mike	Why So Serious?	5.0 ASPs
Rudy, Jeff	Game of Throws	5.0 ASPs
Peele, Jim	Chalker's Nightmare	4.5 ASPs
Raper, Jeromie	Red-eye Rangers	3.0 ASPs
Smelik, Pat	Game of Throws	3.0 ASPs
	"F" Division	
Mathews, Olivia	Death Throw	8m
Smith, Van	The Coral Reefers	3.5 ASPs
Whitley, Brian	Bulls On Parade	3.5 ASPs
Bosier, Sean	Death Throw	3.0 ASPs
	"G" Division	
Kuppler, Bob	Quackers	14-dart 301
Bowen, Andy	Banging The Wire	4.5 ASPs
Millius, Mike	Old Darting Bastard	4.5 ASPs
Rigert, Joe, Sr.	Wayne Gretzky	4.5 ASPs
Finney, Dave	Wayne Gretzky	3.5 ASPs
Kuppler, Bob	Quackers	3.5 ASPs
	"H" Division	
Davis, Luc	Grip It Lightly	3.5 ASPs
Thomas, Tony	Neighborhood Dart	3.0 ASPs
Tompkins, Charles	Tips & Shafts	3.0 ASPs

DIVISIONAL TROPHY DART CATEGORIES

	A division	B division	C division	D division	E division	F division	G division	H division
High In (301 first turn only!!)	Ton-60 Chad Massengill ...Element (1/23) Kyle Gauthier Dead Beats	Ton-40 (3/27/19) Andy Sheer Things That Bounce	Ton-20 (4/3/19) Chris Haynes Consistently Inconsistent	Ton-32 (3/13/19) Mike McWhorter Big Bulls	Ton-42 (3/13/19) Mike Cole Why So Serious?	Ton-52 Andy Krestalude Hump Day! (1/23) Shawn Budd Accoutrement(2/27)	Ton-04 (1/30/19) Brad Prosser Banging The Wire	97 (2/6/19) Amanda McCann Grip It Lightly
High Out (301/501/1001)	Ton-49 (3/20/19) Cody Lange North Ral. Alliance	Ton-39 (2/27/19) Jim White OneArmed Bandits	Ton-18 (4/10/19) Bob James Cheap Shots	Ton-08 (3/20/19) Mike Gardner Garage, Inc.	Ton-20 (3/20/19) Tim Welborn Shark Shooters	Ton-20 (1/30/19) John Heath Bulls On Parade	Ton-08 (3/13/19) Dave Finney Wayne Gretzky	Ton-20 (2/27/19) Kevin Turner Another Coach...
Fast Singles 301	8 darts (3/27/19) Kyle Gauthier Dead Beats	9 darts (2/27/19) Jeremy Limerick Irrelevant Details	11 darts (3/6/19) Bob James Cheap Shots	10 darts (2/6/19) Chris Toolan Big Bulls	11 darts Jason Zelinack Chalker's Nightmare (twice! - 1/30, 3/6)	11 darts (1/23/19) Phillip Shearin Don't Hit the Scorekeeper	14 darts Jon Smith Old Darting...(1/19) Tim Ellis Quackers (2/13) Joe Rigert, Sr. Wayne Gretzky (twice! - 2/27, 3/20)	10 darts (4/3/19) Kevin Turner Another Coach Creation Bob Kuppler Quackers (4/10)
Fast Singles Cricket	17 darts (3/20/19) Michael Johnson The Neighborhood Bullies	16 darts (2/20/19) Jeff Fournier Irrelevant Details	14 darts (1/30/19) Tim McNamara Consistently Inconsistent	(none reported)	18 darts Mike Bumpass ...Serious? (3/20) Jeff Cashin Just the Tip (3/27) Mike Cole ...Serious? (4/10)	22 darts (3/27/19) Brian Whitley Bulls On Parade	(none reported)	21 darts (4/3/19) Mike Trefzger Darty Sanchez
Fast Doubles Cricket	16 darts (3/20/19) Tom Brown & John Carroll The Unintimidated Element	18 darts (1/30/19) Tommy Beard & Jim Hunsberger DD 214	26 darts (3/13/19) Anthony Macias & Tyler Simpson Double In, Stumble Out	24 darts (3/27/19) Dan Butterworth & Jim Butterworth Bulls Up	(none reported)	27 darts John Heath & Cameron Wrenn ...Parade (2/20) Tony Alcon & Jeremy Plotkin Sofa Kings (4/10)	46 darts (3/27/19) Heath Perkins & Mark Rossbach Irish Ton	35 darts (3/13/19) Luc Davis & Chris Elliott Grip It Lightly
Fast Doubles 501	17 darts Michael Johnson & Victor Thompson ...Bullies (2/13) Paul Beaudoin & Simon Healy Dartistic... (4/10)	15 darts (2/13/19) Kevin Brody & George Guenther DD 214	16 darts (1/30/19) Tim McNamara & Jonathan Munsell Consistently Inconsistent	19 darts (2/13/19) Rich Bialaszewski & Lee Haithcock Show Me Your Tips	18 darts (2/13/19) Mike Bumpass & Anth. Cannizzaro Why So Serious?	25 darts (2/20/19) John Heath & Brian Whitley Bulls On Parade	21 darts (1/30/19) Sam Metivier & Mike Millius Old Darting Bastards	26 darts (4/3/19) Eric Trefzger & Mike Trefzger Darty Sanchez

Perfect Throws			
9-Marks			
Robbie Phillips (4) (The Unintimidated Element, 1/23, 1/30, 2/13, 3/20)	Jeff Cashin (Just the Tip, 3/27)	Dan Clark (Projectile Dysfunction, 1/23)	Mark Sellers (Red Eyed Jedis, 1/23)
Pat Gibson (3) (The Neighborhood Bullies, 2/6, 3/27, 4/10)	Jason Coe (Jameson's Monkeys, 2/6)	Kris Fischlein (Dead Beats, 4/10)	Mike Seward (Darty Minds, 1/23)
Simon Healy (2) (Dartistic Abandon, 1/23, 2/13)	Stephen Flanagan (Big Bulls, 3/27)	Kevin Foushee (Neighborhood Bullies, 3/6)	P.J. Stewart (Neighbor. Bullies, 3/6)
Michael Johnson (2) (Neighbor. Bullies, 2/6, 3/6)	Jon Hall (Bulls On Parade, 2/13)	Jon Hall (Bulls On Parade, 2/13)	Victor Thompson (...Bullies, 2/27)
John Kramer (2) (Unintimidated Element, 1/23, 2/20)	Grey Jones (Dead Beats, 1/23)	Grey Jones (Dead Beats, 1/23)	Lou Tuffllaro (WINNAU, 2/13)
Mike Seward (2) (Darty Minds, 1/23, 4/10)	Tony Keller (Dead Beats, 3/6)	Tony Keller (Dead Beats, 3/6)	Matt Veith (Things That Bounce, 3/13)
Steve Wilcenski (2) (North Ral. Alliance, 2/20, 3/20)	Billy Lloyd (Dead Beats, 2/27)	Billy Lloyd (Dead Beats, 2/27)	Mike Venable (My Cork Fell Out, 3/6)
Tom Brown (The Unintimidated Element, 3/13)	Tim Mozzetti (Lunatic Fringe, 4/10)	Tim Mozzetti (Lunatic Fringe, 4/10)	John White (Banging The Wire, 2/6)
Mike Bumpass (Why So Serious?, 3/20)	Robb Porcelli (Nine Lives, 4/10)	Robb Porcelli (Nine Lives, 4/10)	Wes Wissinger (Accoutrement...2/27)
John Carroll (The Unintimidated Element, 4/10)	Mike Roberts (WINNAU, 3/6)	Mike Roberts (WINNAU, 3/6)	John Zelinack (...Nightmare, 3/27)
			Ton-80s
			Robbie Phillips (3) (The Unintimidated Element, 2/27, 3/13, 3/20)
			Matt Bemis (Cheap Shots, 3/13)
			Kevin Brody (DD 214, 2/13)
			Joel Eason (Lunatic Fringe, 2/27)
			Tim Ellis (Quackers, 3/20)
			Andrew Hamer (Coach Creation, 3/13)
			Michael Johnson (...Bullies, 2/13)
			Tim McNamara (...Inconsistent, 1/30)
			Patrick Merkle (Dartistic Aban., 2/13)
			Ken Moore (Sofa Kings, 1/23)
			Dylan Musil (Old Darting..., 3/27)
			Kenny Persson (...Monkeys, 3/13)
			Brady Price (Menace 2 Sobriety, 2/20)
			Jason Zelinack (...Nightmare, 2/13)
			6-Bulls
			Clint Little (Jameson's Monkeys, 4/10)

RDL WEBSITE - www.raleighdartleague.org
Webmaster: Matt Ridgway (of Irrelevant Details)
 contact him, if needed, at: meridgway84@gmail.com

HOW TO REACH US

Mail Scoresheets to: Jason Kilts - RDL Statistician
 5005 Raintree Road, Durham, NC 27712
Email scoresheets: jdkilts@yahoo.com or jdkilts@gmail.com
Or fax scoresheets: 919-324-3545 - and we also always recommend emailing JK for confirmation of receipt!

New Member/Registration Fees:
 Heather Bohanan, 206 Shoals Lane, Garner, NC 27529

Nomination and Election Ballots:
 Andrew Borgna, 5111 Brooke Lauren Lane, Raleigh, NC 27616

Grievances/Complaints/Rules Suggestions:
 Britt Phillips, 2112 Castle Pines Dr, Raleigh, NC 27604

All Other RDL Correspondence to:
 (Just send whatever to Jason and he'll pass it along...)

2019 Board of Directors

<i>President</i>	Tim Mozzetti	919-649-1816
	email: tjmozz@gmail.com	
<i>Vice President</i>	Maridy Knight	919-417-7828
	email: maridy16@gmail.com	
<i>Secretary</i>	Andrew Borgna	919-889-2457
	email: akborgna@gmail.com	
<i>(interim) Treasurer</i>	<i>Memb. Director Heather Bohanan is presently also doing these duties...</i>	
<i>Membership</i>	Heather Bohanan	919-326-1956
	email: membership@raleighdartleague.org	
<i>Rules/Grievances</i>	Britt Phillips	919-210-7648
	email: brittt_p@yahoo.com	

League Statistician/Editor: Jason Kilts 919-423-5766
 email: jdkilts@yahoo.com or jdkilts@gmail.com

"HOT DARTS" LISTING GUIDELINES

Here are the guidelines that will be used for the minimum number of all-star points each week for the "hot darts" page.
 "A" Div. = 4.5 or more ASPs; "B" Div. = 4.0 or more ASPs
 "C, D" Divisions = 3.5 or more ASPs
 "E, F, G" Divs. = 3.0 or more ASPs; "H" = 2.5 or more ASPs
 Also, we will list any fast games, high ins, high outs, or other amazing feats that you think warrant a little recognition (e.g., Ins & Outs higher than a Ton, 24-dart cricket games, 15-dart 301s, 24-dart 501s, Ton-70s and up, 5-Bulls+, etc.).
Extra note: it's also ok to call in "fast games" in each set, even if they don't necessarily meet the maximum dart counts above.

SEASON-LONG TROPHY DART MINIMUM GAMES PLAYED REQUIREMENTS

To be eligible for all-star point ave. & singles win %-age awards, you must play at least 66% of this season's projected games:
for Divisions "A" (except team A4) and "B" (8 teams / div.):
Singles win %-age: min. of 19 Singles Games Played
All-star pt. Average: min. of 37 Total Games Played
for team A4 (due to 1 forfeit received):
min. of 18 Singles Games Played, 35 Total Games Played
for Divisions "C", "D", "E", "F" and "G" (7 teams / division):
min. of 16 Singles Games Played, 32 Total Games Played
for all "H" division teams (due to 2 forfeits received):
min. of 14 Singles Games Played, 27 Total Games Played

CALENDAR OF EVENTS

Sat., Apr. 20 RDL Banquet bid deadline
Mon., Apr. 22 RDL Board Meeting - (new date)
Wed., May 1 / 8 / 15 - RDL Divisional Tournaments
Sat., May 4 NC City Dart League & NC Ladies' Cup
 NCCDL: Ral@Jack, PCity@CapArea, Dur@Pine, ChHill@Wilm, Ashe@Pied, Char@LakeN, (Bye - Boone)
 NCLC: Apex@Jack, FuqVar@CapArea, Dur@Pine, ChHill@Wilm, Char@LakeN, (Byes - Piedmont, Boone)
May 17-19 36th Annual Savannah Open (ADO) \$5000+
 Clarion Suites and Conference Center,
 17 Gateway Blvd East; info: www.savdarts.org

Sat., May 18 Spring 2019 - Season Banquet, site TBD
May 31 - Wreck at the Deck, (ADO), \$5200+,
June 2 The Upper Deck, 329 N. Harrison Ave., Cary
 info: Barbara Cotton, bjcotton69@hotmail.com

Mon., June 3 RDL Board Meeting
June 7-9 41st CVDA Classic, (ADO) \$11,076, Stay-Over
 Suites, Hopewell, VA; www.cvdadarts.com

Sat., June 22 NC City Dart League & NC Ladies' Cup
 NCCDL: Boone@Ral, Ashe@CapArea, Dur@PCity, ChHill@Char, Wilm@Pied, LakeN@Pine, (Bye - Jack)
 NCLC: Boone@Apex, Dur@FuqVar, ChHill@Char, Wilm@Pied, LakeN@Pine, (Byes - CapArea, Jack)
July 25-28 31st Music City Classic, (ADO) \$23,000+
 Millenium Maxwell House Hotel, Nashville, TN
 live streaming at: www.redeyerhino.com

Sat., Aug. 17 NCCDL/NCLC match weekend

Other Local Weekly Leagues
Mondays Wake Forest Area Dart League, Wake Forest
Tuesdays Bull City Dart League, Durham
Thursdays Triangle Dart League, Chapel Hill

Weekly Blind Draws - Over the years, many blind draws have come and gone. If any of these folds or if any others start up, please let me know and I'll update this list. Thanks.
(these 2 are double elim., \$5 entry, bar matches the pot... & now they add an extra \$50 if there are 32+ players!)
Fri., 8 pm Upper Deck, 919-460-1786, 329 N.Harrison
Sun., 8 pm Upper Deck, 919-460-1786, 329 N.Harrison
(this one is \$5 entry, bar matches 150% if 16+ players!)
Fri., 8 pm Brown's, 919-878-9092, 5500 Atl. Springs Rd.
(these two are \$5 entry, bar matches 150% if 16+ players!)
Sat., 8 pm Sharky's Place, 919-783-5448, 5800 Duraleigh
Mon., 8 pm Sharky's Place, 919-783-5448, 5800 Duraleigh
(this one is double elm., \$5 entry, bar matches the pot!)
Mon., 8 pm Neighborhood, 919-377-2344, 301 N. Harrison
(this one is free, with the winners receiving gift certificates)
Tue., 7 pm Jordan Lake Brewing, 320 E. Durham St., Cary
(this one is LADIES ONLY, and is held the second Thursday of each month - \$5 entry, bar matches the pot - if there are 7 or fewer players, the draw will be a singles tournament)
Thu., 7:30 pm Neighborhood, 919-377-2344, 301 N. Harrison

PENALTY LOG - All the penalties assessed this season.
Mail (16 pts.): Double In, Stumble Out (C,wk.8),
 The Neighborhood Dart Knights (H,wk.4,wk.9).
Ineligible Player (any match win, all points, all statistics):
 The Groupers (H, wk.1, 11 pts.).

THIS WEEK'S MATCHES (Week 13)

Unintimidated Element @ Darty Minds (Cleveland - Garner 3&4)	"A" Div.
North Ral. Alliance @ Neighborhood Bullies (Neighborhood)	
Jameson's Monkeys @ Lunatic Fringe (Upper Deck 12&14)	
Dead Beats @ Dartistic Abandon (Upper Deck 8&10)	"B" Div.
Rif Raf @ Things That Bounce (Compass Rose)	
Shooter McGavin @ One Armed Bandits (Proof Five Points)	
Red Eyed Jedis @ DD 214 (Amer. Legion F-V 3&4)	"C" Div.
Kiss This Crüe @ Irrelevant Details (Amer. Legion F-V 1&2)	
Nine Lives @ Menace 2 Sobriety (Locked & Loaded)	
Cheap Shots @ Bangin' the Neighbors (Cleveland-Garner 1&2)	"D" Div.
Double In, Stumble Out @ Sharky's Machine (Sharky's Place 5&6)	
BYE - Consistently Inconsistent	
Garage, Inc. @ Big Bulls (High Park 5&6)	"E" Div.
My Cork Fell Out @ Projectile Dysfunction (Scooters 3&4)	
Show Me Your Tips @ WINNAU (Break Time Billiards)	
BYE - Bulls Up	"F" Div.
Just the Tip @ Game of Throws (Upper Deck 5&6)	
Red-eye Rangers @ Why So Serious? (Pat Murnane's 1&2)	
Shark Shooters @ Taylor & Richards (Champions Bars&More)	"G" Div.
BYE - Chalker's Nightmare	
Hump Day! @ Don't Hit/Scorekeeper (Brown's Billiards 3&4)	
Death Throw @ Sofa Kings (Mac's Tavern 1&2)	"H" Div.
Bulls On Parade @ Accoutrement Stuff (Pantana's Pool 3&4)	
BYE - The Coral Reefers	
Old Darting Bastards @ Wayne Gretzky (Upper Deck 1&2)	"I" Div.
Banging The Wire @ Irish Ton (Pantana's Pool 1&2)	
All About That Bull! @ Quackers (Snookers-RW)	
BYE - Dr.unks	"J" Div.
We're Sexy / Throw It! @ Another Coach Creation (Mac's Tavern 3&4)	
<i>The Groupers @ Tips & Shafts - automatic forfeit</i>	
Darty Sanchez @ Grip It Lightly (Pat Murnane's 3&4)	"K" Div.
BYE - The Neighborhood Dart Knights	

NEXT WEEK'S MATCHES (Week 14) - end of regular season

Neighborhood Bullies @ Unintimidated Element (Upper Deck 12&14)	"A" Div.
Darty Minds @ North Ral. Alliance (Brown's Billiards 5&6)	
Lunatic Fringe @ Dead Beats (Sharky's Place 3&4)	
Dartistic Abandon @ Jameson's Monkeys (Upper Deck 8&10)	"B" Div.
One Armed Bandits @ Things That Bounce (Compass Rose)	
Shooter McGavin @ Red Eyed Jedis (Amer. Legion F-V 3&4)	
DD 214 @ Irrelevant Details (Amer. Legion F-V 1&2)	"C" Div.
Rif Raf @ Kiss This Crüe (Upper Deck 5&6)	
Nine Lives @ Cheap Shots (High Park 3&4)	
Bangin' the Neighbors @ Menace 2 Sobriety (Locked & Loaded)	"D" Div.
Double In, Stumble Out @ Consistently Inconsistent (Upper Deck 1&2)	
BYE - Sharky's Machine	
Garage, Inc. @ My Cork Fell Out (Upper Deck 16&17)	"E" Div.
Big Bulls @ Projectile Dysfunction (Scooters 3&4)	
WINNAU @ Bulls Up (Hot Shots 3&4)	
BYE - Show Me Your Tips	"F" Div.
Game of Throws @ Why So Serious? (Pat Murnane's 1&2)	
Red-eye Rangers @ Just the Tip (Chow Pizza Bar)	
Taylor & Richards @ Chalker's Nightmare (Pat Murnane's 3&4)	"G" Div.
BYE - Shark Shooters	
Accoutrement Stuff @ Hump Day! (Scooters 1&2)	
The Coral Reefers @ Sofa Kings (Mac's Tavern 1&2)	"H" Div.
Don't Hit/Scorekeeper @ Death Throw (Hot Shots 1&2)	
BYE - Bulls On Parade	
Banging The Wire @ Old Darting Bastards (Brewster's Pub)	"I" Div.
Wayne Gretzky @ Irish Ton (Pantana's Pool 1&2)	
All About That Bull! @ Dr.unks (Good Times Arcade)	
BYE - Quackers	"J" Div.
Tips & Shafts @ Another Coach Creation (Mac's Tavern 3&4)	
<i>We're Sexy @ We Throw It! @ The Groupers - automatic forfeit</i>	
Darty Sanchez @ Neighbor. Dart Knights (Neighborhood)	"K" Div.
BYE - Grip It Lightly	

PREDICTIONS FOR THE WEEK

Another decent 18-7 run last week (and, as usual, 4 of those 7 missed picks could have flipped on a single dart). That takes me to 212-89 (70.4% correct for the season), and I'm up over 64% in every division but G (which has kind of come on as my problem children group lately). This week has soooo many big matches that we're going to focus on a smaller number than usual this week (with FOUR "matches of the week"!).

Match #1 (match of the week part I): (H Div.) Darty Sanchez @ Grip It Lightly. The shortened season in H (a bye AND a team that quickly folded) has boiled down to just these two teams. Sanchez has a wk14 match, while Grip It finishes tonight - thus, Grip It's big score last week would mean that Sanchez will be chasing Grip It's total next week if they lose to Grip It tonight. So much drama... let's go with it! Grip It, 13-11.

Match #2 (match of the week part II): (D Div.) Show Me Your Tips @ WINNAU. WINNAU still has a tough week 14 matchup, so this isn't exactly a heads-up championship match, but it's pretty close (and it does end the race if Show Me wins, as they are off next week). If WINNAU wins by a good margin tonight, they could actually still lose a close one next week and finish first. I think Show Me ends this, 14-10.

Match #3 (match of the week part III): (C Div.) Cheap Shots @ Bangin' the Neighbors. Inconsistent is off this week, so two teams (CI and the winner here) will head to week 14 with 3 losses. If the Cheapies win, they will lead C heading to the next week. If Bangin' wins, they likely will still need help in the final week (due to a likely point deficit). Despite the Cheapies being 11-19 in DCKt (how?!), I'm still taking them, 13-11.

Match #4 (match of the week part IV): (B Div.) Rif Raf @ Things That Bounce. The Things have a match lead and the point lead, but this race is anything but over. Rif Raf has won 3 in a row, and could climb further if Kiss This helps in match #6 (see right column). But despite losing one of their top throwers, the Things have won 7 straight. Make it 8... 14-10.

Match #5: (E Div.) Just the Tip @ Game of Throws. This one was pretty close to making it a five-pack of matches-of-the-week, but Serious's point lead is so large that this kind of feels more like just a great battle for second place. At least Game still holds their own direct shot at the Serious ones... so I'm going with them here! 13-11.

Match #6: (B Div.) Kiss This Crüe @ Irrelevant Details. With the Things facing their own tough opponent tonight (meaning a loss is certainly within the realm of possibility), Irrelevant could still top B. But they had better pay some attention here first. Irrelevant, 14-10.

Matches #7 & #8: (A Div.) Jameson's Monkeys @ Lunatic Fringe; Dead Beats @ Dartistic Abandon. Make no mistake, keeping a slot in A is a BIG damn deal. And these matches might set the stage for a huge head-to-head week 14 fight for just such an honor. If the Monkeys and Dartistic both lose (or both win), and Dartistic can gain just a few points on the Monkeys, it is so on. Both do lose... but Dartistic doesn't gain any ground. A pair of identical 14-10s.

Match #9: (B Div.) Red Eyed Jedis @ DD 214. If McGavin can get by the last-place team tonight (no guarantee!), the loser here might be staring at a bottom-two finish and a drop to C. DD 214, 13-11.

And the remaining 16 matches, sorted by division:

A Division: Element 18, Darty Minds 6; Bullies 16, Alliance 8.
 B Division: One Armed Bandits 13, Shooter McGavin 11.
 C Division: Nine Lives 15, Menace 9; Machine 13, Stumble Out 11.
 D Division: Big Bulls 14, Garage, Inc. 10; Projectile 15, My Cork 9.
 E Division: Serious? 16, Rangers 8; Shark Shooters 15, Taylor 9.
 F Division: Hump Day! 13, Don't Hit the Scorekeeper 11; Death Throw 13, Sofa Kings 11; Bulls On Parade 16, Accoutrement 8.
 G Division: Old Darting Bastards 14, Wayne Gretzky 10; Irish Ton 15, Banging The Wire 9; All About 15, Quackers 9.
 H Division: Coach Creation 16, We're Sexy and We Throw It! 8.

Printed below are the tournament brackets (with match locations) that we will be using this season. Teams which are already locked into a finishing position have already been placed in the bracket. Others will be filled in during the final two weeks. Please notify your team of possible match locations for your team's matches in the tournament. Host establishment phone numbers and addresses will be re-printed in the next Tons. **REMEMBER: Tournament matches start at 7:00 p.m.**

I will update the bracket as much as possible for next week's newsletter, and then send out a full bracket page before the first round matches.

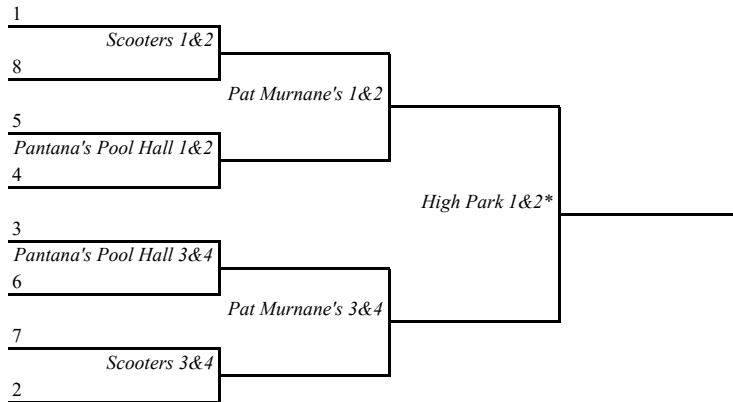
[Note: Whenever an asterisk is included, that means a third board MIGHT be available and the captains may agree to use it in order to shorten the match time.]

SPRING 2019 RDL DIVISIONAL TOURNAMENT SCHEDULE

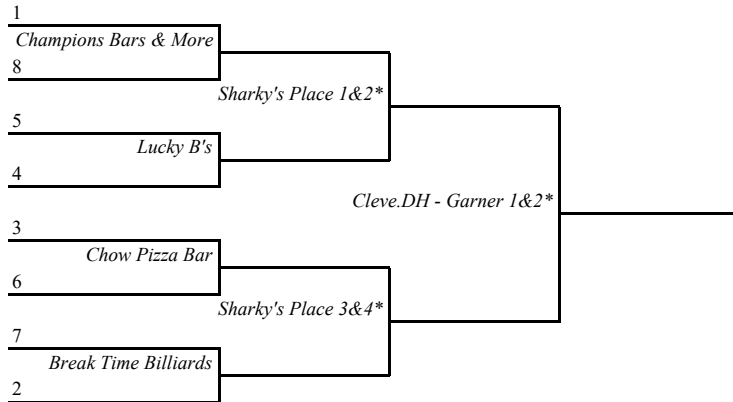
Quarterfinals (5/1)	Semifinals (5/8)	Finals (5/15)	WINNER
---------------------	------------------	---------------	---------------

Quarterfinals (5/1)	Semifinals (5/8)	Finals (5/15)	WINNER
---------------------	------------------	---------------	---------------

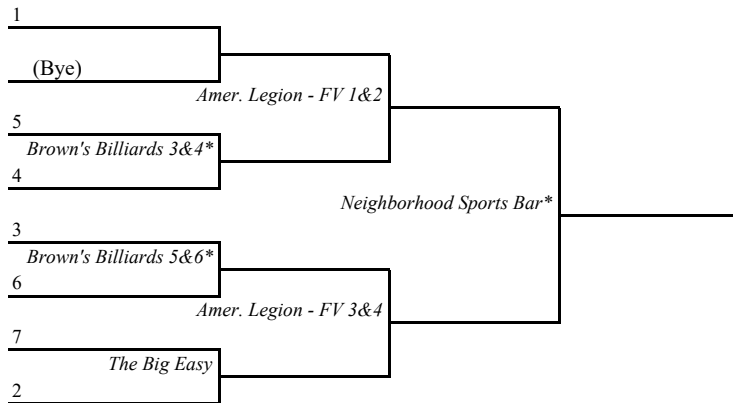
"A" Division



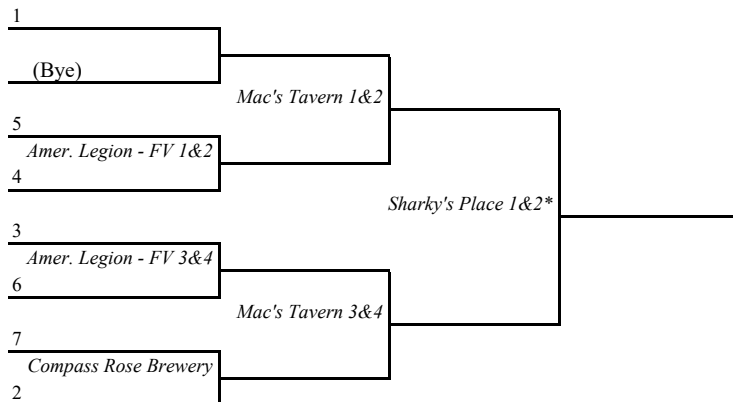
"B" Division



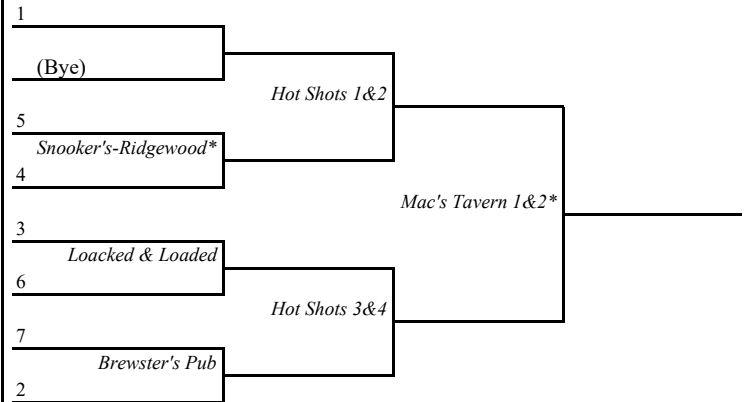
"C" Division



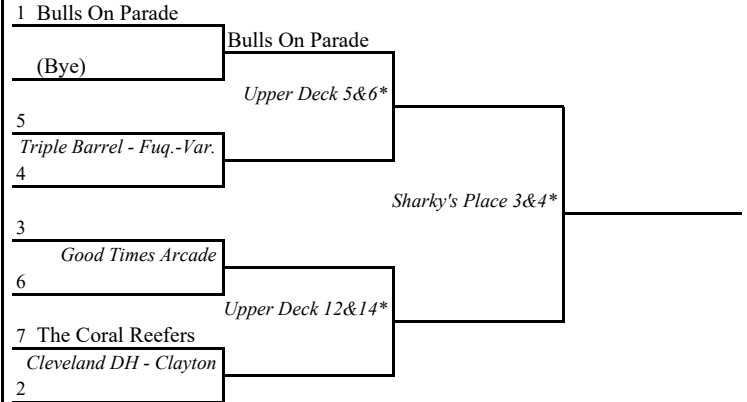
"D" Division



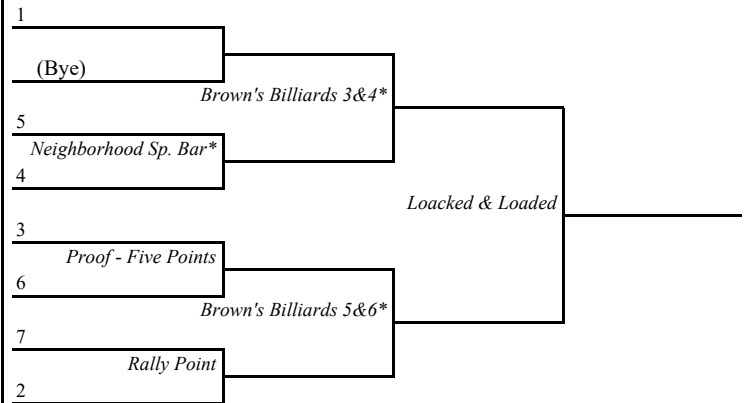
"E" Division



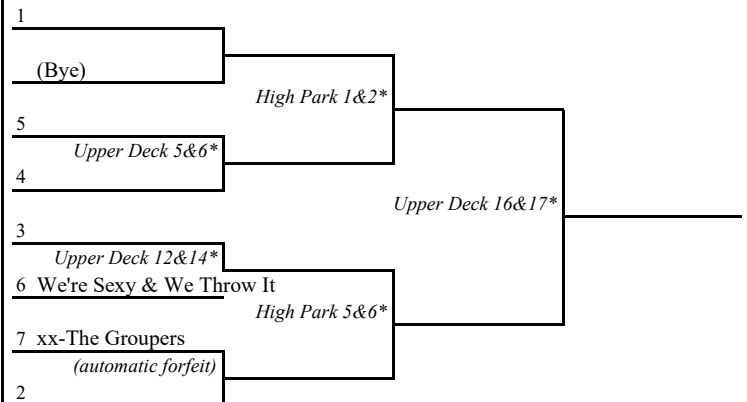
"F" Division



"G" Division



"H" Division



Spring 2019 RDL Top Singles Records (by division) (through week 12)

(All statistics are current - all scoresheets have been received.) (Game minimums for these listings: 13 for divs. A & B, 8 for div. H, 10 for all other divs.)

<u>"A" Division</u>				<u>W</u>	<u>L</u>	<u>%-age</u>	<u>"E" Division</u>				<u>W</u>	<u>L</u>	<u>%-age</u>
1	Phillips, Robbie	A1/ The Unintimidated Elerr	23	1	0.958	1	Zelinack, Jason	E7/ Chalker's Nightmare	15	2	0.882		
2	Stewart, P.J.	A4/ The Neighborhood Bulli	19	1	0.950	2	Rudy, Jeff	E1/ Game of Throws	19	3	0.864		
3	Gibson, Pat	A4/ The Neighborhood Bulli	20	2	0.909	3	Cole, Mike	E3/ Why So Serious?	17	3	0.850		
4	Johnson, Michael	A4/ The Neighborhood Bulli	16	4	0.800	4	Cashin, Jeff	E2/ Just the Tip	11	2	0.846		
	Kramer, John	A1/ The Unintimidated Elerr	16	4	0.800	5	Powell, Zach	E4/ Red-eye Rangers	14	3	0.824		
6	Carroll, John	A1/ The Unintimidated Elerr	18	5	0.783	6	Anderson, Ryan	E5/ Shark Shooters	18	4	0.818		
7	Massengill, Chad	A1/ The Unintimidated Elerr	17	5	0.773	7	Montesi, Chris	E1/ Game of Throws	16	4	0.800		
8	Brown, Tom	A1/ The Unintimidated Elerr	13	5	0.722		Adams, Brad	E2/ Just the Tip	8	2	0.800		
9	Merkle, Patrick	A7/ Dartistic Abandon	17	7	0.708	9	Cannizzaro, Anthony	E3/ Why So Serious?	11	3	0.786		
10	Tan, Wil	A1/ The Unintimidated Elerr	16	7	0.696	10	Bumpass, Mike	E3/ Why So Serious?	13	4	0.765		
11	Wilcenski, Steve	A3/ North Raleigh Alliance	15	7	0.682	11	Cannizzaro, Tyler	E3/ Why So Serious?	8	3	0.727		
12	Work, Joe	A3/ North Raleigh Alliance	16	8	0.667	12	Kirkpatrick, Scott	E4/ Red-eye Rangers	14	6	0.700		
	Thompson, Victor	A4/ The Neighborhood Bulli	10	5	0.667	13	Hadley, Chris	E6/ Taylor and the Swinging	10	5	0.667		
14	Terry, Bob	A5/ Lunatic Fringe	13	7	0.650	14	Blanchard, Jeff	E3/ Why So Serious?	7	4	0.636		
<u>"B" Division</u>				<u>W</u>	<u>L</u>	<u>%-age</u>	<u>"F" Division</u>				<u>W</u>	<u>L</u>	<u>%-age</u>
1	Winters, Tom	B1/ Things That Bounce	17	4	0.810	1	Krestalude, Andy	F1/ Hump Day!	17	1	0.944		
2	Limerick, Jeremy	B7/ Irrelevant Details	18	6	0.750	2	Deemer, Randy	F1/ Hump Day!	15	2	0.882		
	McCartney, Joe	B1/ Things That Bounce	15	5	0.750	3	Russell, Jeff	F7/ Don't Hit The Scorekeep	14	3	0.824		
4	Beaird, Tommy	B3/ DD 214	14	5	0.737	4	Bosier, Sean	F3/ Death Throw	16	4	0.800		
	Richardson, Shane	B6/ One Armed Bandits	14	5	0.737	5	Heath, John	F4/ Bulls On Parade	17	5	0.773		
6	Jur, Jess	B8/ Rif Raf	13	5	0.722	6	Wissinger, Wes	F5/ Accoutrement Stuff	14	5	0.737		
7	Holland, Stephen	B5/ Red Eyed Jedis	14	6	0.700	7	Shearin, Phillip	F7/ Don't Hit The Scorekeep	14	6	0.700		
8	Watson, Jeff, Jr.	B4/ Kiss This Crüe	9	4	0.692	8	Hall, Jon	F4/ Bulls On Parade	13	6	0.684		
9	Hunsberger, Jim	B3/ DD 214	11	5	0.688	9	Whitley, Brian	F4/ Bulls On Parade	15	7	0.682		
10	Long, Stephen	B3/ DD 214	13	6	0.684	10	Plotkin, Jeremy	F6/ Sofa Kings	12	7	0.632		
11	Horger, Dennis	B8/ Rif Raf	13	7	0.650		Updyke, Jerry	F4/ Bulls On Parade	12	7	0.632		
12	Snyder, Mike	B1/ Things That Bounce	14	8	0.636	12	Knight, Romuald	F7/ Don't Hit The Scorekeep	10	6	0.625		
13	Bowman, Merrill	B4/ Kiss This Crüe	10	6	0.625	13	Thorne, Marshall	F2/ The Coral Reefers	9	6	0.600		
14	O'Neal, Chris	B7/ Irrelevant Details	13	8	0.619	14	Keim, Roger	F6/ Sofa Kings	9	7	0.563		
<u>"C" Division</u>				<u>W</u>	<u>L</u>	<u>%-age</u>	<u>"G" Division</u>				<u>W</u>	<u>L</u>	<u>%-age</u>
1	McNamara, Tim	C7/ Consistently Inconsisten	15	3	0.833	1	Gower, Jeremy	G6/ Dr.unks	17	3	0.850		
2	Hindle, Mikey	C2/ Cheap Shots	16	4	0.800	2	Mickler, Spencer	G4/ Irish Ton	16	3	0.842		
3	Bottomley, Kevin	C4/ Bangin' the Neighbors	14	4	0.778	3	Murdock, Nick	G6/ Dr.unks	16	4	0.800		
	Hudson, Dallas	C4/ Bangin' the Neighbors	14	4	0.778		Musil, Dylan	G1/ Old Darting Bastards	16	4	0.800		
5	Moody, Chris	C7/ Consistently Inconsisten	13	4	0.765	5	Finney, Dave	G3/ Wayne Gretzky	14	4	0.778		
6	Porcelli, Robb	C1/ Nine Lives	11	4	0.733	6	Rigert, Joe, Sr.	G3/ Wayne Gretzky	15	5	0.750		
7	Copple, Matthew	C1/ Nine Lives	13	5	0.722		Dubose, Chris	G2/ Banging The Wire	9	3	0.750		
8	Smith, Butch	C1/ Nine Lives	15	6	0.714	8	Holland, Tom	G5/ All About That Bull!	13	5	0.722		
9	Johnson, Dave	C3/ Menace 2 Sobriety	14	6	0.700	9	Reece, Robert	G6/ Dr.unks	9	4	0.692		
	Schmaus, Darren	C7/ Consistently Inconsisten	14	6	0.700	10	Perkins, Heath	G4/ Irish Ton	11	5	0.688		
11	Grubb, Ed	C7/ Consistently Inconsisten	9	4	0.692	11	Metivier, Sam	G1/ Old Darting Bastards	12	7	0.632		
	James, Bob	C2/ Cheap Shots	9	4	0.692	12	Rosbach, Mark	G4/ Irish Ton	10	6	0.625		
13	Hall, Josh	C2/ Cheap Shots	13	7	0.650	13	(two tied)		12	8	0.600		
14	Bemis, Matt	C2/ Cheap Shots	7	4	0.636		(one tied)		9	6	0.600		
<u>"D" Division</u>				<u>W</u>	<u>L</u>	<u>%-age</u>	<u>"H" Division</u>				<u>W</u>	<u>L</u>	<u>%-age</u>
1	Azevedo, Angelo	D7/ WINNAU	14	2	0.875	1	Trefzger, Eric	H7/ Darty Sanchez	12	2	0.857		
2	Stewart, Kevin	D4/ Big Bulls	14	4	0.778	2	Al-Hoory, Al Motham	H5/ Grip It Lightly	9	2	0.818		
3	Powell, Lee	D5/ Show Me Your Tips	15	5	0.750	3	McNamara, Ken	H3/ We're Sexy & We Throv	13	3	0.813		
	Tuffillaro, Lou	D7/ WINNAU	12	4	0.750	4	Hamer, Andrew	H1/ Another Coach Creation	8	2	0.800		
5	Lueneburg, Randy	D7/ WINNAU	13	5	0.722	5	Davis, P.J.	H5/ Grip It Lightly	11	3	0.786		
6	Butterworth, Jim	D6/ Bulls Up	14	6	0.700		Wernet, Brad	H7/ Darty Sanchez	11	3	0.786		
7	Blake, Terry	D5/ Show Me Your Tips	16	7	0.696	7	Davis, Luc	H5/ Grip It Lightly	10	3	0.769		
8	Butterworth, Dan	D6/ Bulls Up	13	6	0.684	8	Trefzger, Mike	H7/ Darty Sanchez	11	4	0.733		
	Frederick, Karl	D6/ Bulls Up	13	6	0.684	9	Tompkins, Charles	H4/ Tips & Shafts	13	5	0.722		
	Venable, Mike	D3/ My Cork Fell Out	13	6	0.684		Wilson, Matthew	H4/ Tips & Shafts	13	5	0.722		
11	Long, Gary	D1/ Garage, Inc.	13	7	0.650	11	Turner, Kevin	H1/ Another Coach Creation	10	4	0.714		
	Tant, J.J.	D2/ Projectile Dysfunction	13	7	0.650	12	Harper, C.E.	H5/ Grip It Lightly	9	4	0.692		
13	Bialaszewski, Rich	D5/ Show Me Your Tips	13	10	0.565	13	Goodrich, Brett	H7/ Darty Sanchez	7	4	0.636		
	Raquet, Mike	D5/ Show Me Your Tips	13	10	0.565	14	Gamble, Mark	H6/ The Neighborhood Dart	11	7	0.611		

<u>Women's Records</u>				<u>W</u>	<u>L</u>	<u>%-age</u>
(# of women by division: A-0, B-6, C-3, D-7, E-4, F-2, G-12, H-11)						
<i>B</i>	Blackwelder, Deb	B7/ Irrelevant Details	12	9	0.571	
	Preciado, Amanda	B3/ DD 214	11	10	0.524	
<i>C</i>	Fisher, Jessie	C4/ Bangin' the Neighbors	12	8	0.600	
	Graves, Julie	D6/ Bulls Up	7	8	0.467	
<i>D</i>	Hamilton, Dawn	D3/ My Cork Fell Out	9	11	0.450	
	(two tied)				0.333	
<i>E</i>	Stacy, Michelle	E5/ Shark Shooters	8	6	0.571	

<i>F</i>	Mathews, Olivia	F3/ Death Throw	10	10	0.500	
	Voorhees, Cindy	G5/ All About That Bull!	7	9	0.438	
	Merritt, Kate	G1/ Old Darting Bastards	5	7	0.417	
<i>G</i>	Furdon, Jenny	G1/ Old Darting Bastards	4	9	0.308	
	Gouge, Susan	G6/ Dr.unks	3	9	0.250	
<i>H</i>	Boutieller, Tina	H5/ Grip It Lightly	5	5	0.500	
	Osier, Emmalee	H6/ The Neighborhood Dart	5	6	0.455	
	Huffman, Inky	H4/ Tips & Shafts	4	5	0.444	
	Zarelli, Karen	H3/ We're Sexy & We Throv	2	9	0.182	

Spring 2019 RDL Top Singles+Doubles Records (by division) (through week 12)

(All statistics are current - all scoresheets have been received.) (Game minimums for these listings: 25 for divs. A & B, 15 for div. H, 20 for all other divs.)

"A" Division		W	L	%-age
1	Phillips, Robbie A1/ The Untimidated Elerr	44	4	0.917
2	Gibson, Pat A4/ The Neighborhood Bulli	36	7	0.837
3	Kramer, John A1/ The Untimidated Elerr	32	7	0.821
4	Massengill, Chad A1/ The Untimidated Elerr	34	8	0.810
5	Carroll, John A1/ The Untimidated Elerr	35	9	0.795
6	Brown, Tom A1/ The Untimidated Elerr	28	8	0.778
7	Stewart, P.J. A4/ The Neighborhood Bulli	31	9	0.775
8	Tan, Wil A1/ The Untimidated Elerr	34	11	0.756
9	Johnson, Michael A4/ The Neighborhood Bulli	30	12	0.714
10	Terry, Bob A5/ Lunatic Fringe	27	12	0.692
11	Thompson, Victor A4/ The Neighborhood Bulli	20	9	0.690
12	Wilcenski, Steve A3/ North Raleigh Alliance	30	14	0.682
13	Stewart, Pete A4/ The Neighborhood Bulli	22	12	0.647
14	Huffman, David A3/ North Raleigh Alliance	30	18	0.625

"B" Division		W	L	%-age
1	Winters, Tom B1/ Things That Bounce	32	10	0.762
2	McCartney, Joe B1/ Things That Bounce	26	10	0.722
3	Horger, Dennis B8/ Rif Raf	30	13	0.698
4	Limerick, Jeremy B7/ Irrelevant Details	29	14	0.674
5	Snyder, Mike B1/ Things That Bounce	30	15	0.667
	Jur, Jess B8/ Rif Raf	24	12	0.667
7	Watson, Jeff, Jr. B4/ Kiss This Crüe	19	10	0.655
8	Richardson, Shane B6/ One Armed Bandits	24	13	0.649
9	Surber, Dave B7/ Irrelevant Details	24	14	0.632
10	Howard, Brian B2/ Shooter McGavin	30	18	0.625
	Holland, Stephen B5/ Red Eyed Jedis	25	15	0.625
12	Fournier, Jeff B7/ Irrelevant Details	21	13	0.618
13	Sheer, Andy B1/ Things That Bounce	20	13	0.606
14	(two tied)	24	16	0.600

"C" Division		W	L	%-age
1	Hudson, Dallas C4/ Bangin' the Neighbors	27	8	0.771
	McNamara, Tim C7/ Consistently Inconsisten	27	8	0.771
3	Porcelli, Robb C1/ Nine Lives	22	9	0.710
4	Copple, Matthew C1/ Nine Lives	26	11	0.703
5	Bottomley, Kevin C4/ Bangin' the Neighbors	25	11	0.694
6	Moody, Chris C7/ Consistently Inconsisten	24	11	0.686
7	Bemis, Matt C2/ Cheap Shots	15	7	0.682
8	Hall, Josh C2/ Cheap Shots	27	13	0.675
	Hindle, Mikey C2/ Cheap Shots	27	13	0.675
10	Smith, Butch C1/ Nine Lives	26	15	0.634
11	Simpson, Aden C6/ Double In, Stumble Out	25	15	0.625
12	Witz, Steve C2/ Cheap Shots	24	15	0.615
	Grubb, Ed C7/ Consistently Inconsisten	16	10	0.615
14	Schaefer, John C5/ Sharky's Machine	19	12	0.613

"D" Division		W	L	%-age
1	Azevedo, Angelo D7/ WINNAU	27	7	0.794
2	Tufillaro, Lou D7/ WINNAU	22	7	0.759
3	Butterworth, Jim D6/ Bulls Up	31	10	0.756
4	Butterworth, Dan D6/ Bulls Up	30	10	0.750
5	Lueneburg, Randy D7/ WINNAU	26	9	0.743
6	Peterson, Chris D2/ Projectile Dysfunction	27	13	0.675
7	Frederick, Karl D6/ Bulls Up	24	12	0.667
8	Clark, Dan D2/ Projectile Dysfunction	21	11	0.656
9	Blake, Terry D5/ Show Me Your Tips	30	16	0.652
10	Powell, Lee D5/ Show Me Your Tips	23	14	0.622
11	Stewart, Kevin D4/ Big Bulls	21	13	0.618
12	Gardner, Mike D1/ Garage, Inc.	24	15	0.615
	Long, Gary D1/ Garage, Inc.	24	15	0.615
14	Bushman, Brad D5/ Show Me Your Tips	21	14	0.600

Women's Records		W	L	%-age
(# of women by division: A-0, B-6, C-3, D-7, E-4, F-2, G-12, H-11)				
B	Blackwelder, Deb B7/ Irrelevant Details	24	16	0.600
	Phillips, Julie B4/ Kiss This Crüe	20	21	0.488
C	Fisher, Jessie C4/ Bangin' the Neighbors	18	18	0.500
	Hamilton, Dawn D3/ My Cork Fell Out	19	23	0.452
D	Graves, Julie D6/ Bulls Up	15	19	0.441
	Cotton, Barbara D7/ WINNAU	14	20	0.412
E	Stacy, Michelle E5/ Shark Shooters	12	16	0.429

"E" Division		W	L	%-age
1	Cannizzaro, Anthony E3/ Why So Serious?	27	5	0.844
2	Bumpass, Mike E3/ Why So Serious?	31	6	0.838
3	Cole, Mike E3/ Why So Serious?	30	7	0.811
4	Adams, Brad E2/ Just the Tip	22	6	0.786
5	Rudy, Jeff E1/ Game of Throws	32	10	0.762
6	Powell, Zach E4/ Red-eye Rangers	26	9	0.743
7	Smelik, Pat E1/ Game of Throws	23	9	0.719
8	Anderson, Ryan E5/ Shark Shooters	31	13	0.705
9	Zelinack, Jason E7/ Chalker's Nightmare	23	10	0.697
10	Montesi, Chris E1/ Game of Throws	27	12	0.692
11	Cashin, Jeff E2/ Just the Tip	21	10	0.677
12	Kirkpatrick, Scott E4/ Red-eye Rangers	26	13	0.667
13	Rice, Teddy E3/ Why So Serious?	23	12	0.657
14	Hadley, Chris E6/ Taylor and the Swinging	21	12	0.636

"F" Division		W	L	%-age
1	Heath, John F4/ Bulls On Parade	35	7	0.833
2	Whitley, Brian F4/ Bulls On Parade	33	11	0.750
3	Bosier, Sean F3/ Death Throw	29	11	0.725
4	Wissinger, Wes F5/ Accoutrement Stuff	27	11	0.711
5	Krestall, Jeff F7/ Don't Hit The Scorekeep	26	11	0.703
6	Krestalude, Andy F1/ Hump Day!	24	11	0.686
7	Shearin, Phillip F7/ Don't Hit The Scorekeep	26	13	0.667
8	Deemer, Randy F1/ Hump Day!	23	12	0.657
	Updyke, Jerry F4/ Bulls On Parade	23	12	0.657
10	Hall, Jon F4/ Bulls On Parade	25	14	0.641
11	Willis, Tolson F3/ Death Throw	23	14	0.622
12	McEwen, William F1/ Hump Day!	21	15	0.583
13	Plotkin, Jeremy F6/ Sofa Kings	22	16	0.579
14	Knight, Romuald F7/ Don't Hit The Scorekeep	20	15	0.571

"G" Division		W	L	%-age
1	Mickler, Spencer G4/ Irish Ton	31	7	0.816
2	Murdock, Nick G6/ Dr.unks	30	9	0.769
3	Holland, Tom G5/ All About That Bull!	27	9	0.750
	Reece, Robert G6/ Dr.unks	18	6	0.750
5	Bowser, Brian G4/ Irish Ton	21	8	0.724
6	Gower, Jeremy G6/ Dr.unks	25	11	0.694
7	Musil, Dylan G1/ Old Darting Bastards	27	13	0.675
	Rigert, Joe, Sr. G3/ Wayne Gretzky	27	13	0.675
9	Bowen, Andy G2/ Banging The Wire	20	12	0.625
	Millius, Mike G1/ Old Darting Bastards	15	9	0.625
11	Gaines, Bryan G3/ Wayne Gretzky	23	14	0.622
	Gouge, Shane G6/ Dr.unks	23	14	0.622
13	Upchurch, Joe G6/ Dr.unks	18	11	0.621
14	Perkins, Heath G4/ Irish Ton	21	13	0.618

"H" Division		W	L	%-age
1	Hamer, Andrew H1/ Another Coach Creation	19	3	0.864
2	Trefzger, Eric H7/ Darty Sanchez	22	4	0.846
3	Al-Hoory, Al Motham H5/ Grip It Lightly	18	5	0.783
4	Wernet, Brad H7/ Darty Sanchez	21	6	0.778
5	Trefzger, Mike H7/ Darty Sanchez	24	7	0.774
6	Wilson, Matthew H4/ Tips & Shafts	27	9	0.750
	Scott, Kevin H1/ Another Coach Creation	12	4	0.750
8	Davis, P.J. H5/ Grip It Lightly	22	8	0.733
9	McNamara, Ken H3/ We're Sexy & We Throv	24	9	0.727
10	Davis, Luc H5/ Grip It Lightly	18	8	0.692
11	Turner, Kevin H1/ Another Coach Creation	20	10	0.667
12	Harper, C.E. H5/ Grip It Lightly	19	10	0.655
13	Goodrich, Brett H7/ Darty Sanchez	15	8	0.652
14	Tompkins, Charles H4/ Tips & Shafts	23	13	0.639

F	Mathews, Olivia F3/ Death Throw	19	22	0.463
	Gouge, Susan G6/ Dr.unks	11	14	0.440
G	Mickler, Madison G4/ Irish Ton	9	17	0.346
	Williams, Kelsey G2/ Banging The Wire	7	16	0.304
	Voorhees, Cindy G5/ All About That Bull!	8	20	0.286
	Boutieller, Tina H5/ Grip It Lightly	10	10	0.500
H	Osier, Emmalee H6/ The Neighborhood Dart	10	16	0.385
	Huffman, Inky H4/ Tips & Shafts	6	11	0.353
	McCann, Amanda H5/ Grip It Lightly	7	13	0.350

Spring 2019 RDL Top All-Star Point Averages (by division) (through week 12)

(All statistics are current - all scoresheets have been received.) (Game minimums for these listings: 25 for divs. A & B, 15 for div. H, 20 for all other divs.)

		<u>"A" Division</u>	<u>ASP</u>	<u>TGP</u>	<u>Ave.</u>
1	Gibson, Pat	A4/ The Neighborhood Bulli	96.5	43	2.244
2	Phillips, Robbie	A1/ The Unintimidated Eler	102.0	48	2.125
3	Work, Joe	A3/ North Raleigh Alliance	77.0	48	1.604
4	Massengill, Chad	A1/ The Unintimidated Eler	64.0	42	1.524
5	Johnson, Michael	A4/ The Neighborhood Bulli	63.5	42	1.512
6	Tan, Wil	A1/ The Unintimidated Eler	68.0	45	1.511
7	Gauthier, Kyle	A8/ Dead Beats	52.5	35	1.500
8	Seward, Mike	A2/ Darty Minds	66.0	45	1.467
9	Wilcenski, Steve	A3/ North Raleigh Alliance	63.0	44	1.432
10	Stewart, P.J.	A4/ The Neighborhood Bulli	53.5	40	1.338
11	Kramer, John	A1/ The Unintimidated Eler	49.0	39	1.256
12	Foushee, Kevin	A4/ The Neighborhood Bulli	42.5	34	1.250
13	Terry, Bob	A5/ Lunatic Fringe	47.0	39	1.205
14	Carroll, John	A1/ The Unintimidated Eler	52.5	44	1.193

		<u>"B" Division</u>	<u>ASP</u>	<u>TGP</u>	<u>Ave.</u>
1	Watson, Jeff, Jr.	B4/ Kiss This Crüe	30.0	29	1.034
2	Limerick, Jeremy	B7/ Irrelevant Details	42.0	43	0.977
3	Jur, Jess	B8/ Rif Raf	34.0	36	0.944
4	Trefzger, Ken	B6/ One Armed Bandits	34.0	40	0.850
5	Sellers, Mark	B5/ Red Eyed Jedis	39.0	46	0.848
6	McCartney, Joe	B1/ Things That Bounce	29.0	36	0.806
7	White, Jim	B6/ One Armed Bandits	33.0	44	0.750
8	O'Neal, Chris	B7/ Irrelevant Details	30.0	41	0.732
9	Phillips, Julie	B4/ Kiss This Crüe	29.5	41	0.720
10	Bracco, Michael	B8/ Rif Raf	30.5	44	0.693
11	Fournier, Jeff	B7/ Irrelevant Details	23.5	34	0.691
12	Gardner, Kenn	B7/ Irrelevant Details	18.5	27	0.685
13	Horger, Dennis	B8/ Rif Raf	28.5	43	0.663
14	Murdaugh, John	B5/ Red Eyed Jedis	25.5	39	0.654

		<u>"C" Division</u>	<u>ASP</u>	<u>TGP</u>	<u>Ave.</u>
1	McNamara, Tim	C7/ Consistently Inconsisten	47.0	35	1.343
2	Moody, Chris	C7/ Consistently Inconsisten	32.5	35	0.929
3	Simpson, Aden	C6/ Double In, Stumble Out	32.5	40	0.813
4	Grubb, Ed	C7/ Consistently Inconsisten	21.0	26	0.808
5	Hudson, Dallas	C4/ Bangin' the Neighbors	27.0	35	0.771
6	Bottomley, Kevin	C4/ Bangin' the Neighbors	27.0	36	0.750
7	Copple, Matthew	C1/ Nine Lives	25.5	37	0.689
8	Haynes, Chris	C7/ Consistently Inconsisten	15.5	23	0.674
9	Bass, Joe	C7/ Consistently Inconsisten	21.5	32	0.672
10	James, Bob	C2/ Cheap Shots	16.0	24	0.667
11	Hall, Josh	C2/ Cheap Shots	25.5	40	0.638
12	Porcelli, Robb	C1/ Nine Lives	19.5	31	0.629
13	Simpson, Tyler	C6/ Double In, Stumble Out	20.5	36	0.569
14	White, J.J.	C3/ Menace 2 Sobriety	22.0	40	0.550

		<u>"D" Division</u>	<u>ASP</u>	<u>TGP</u>	<u>Ave.</u>
1	Azevedo, Angelo	D7/ WINNAU	37.0	34	1.088
2	Powell, Lee	D5/ Show Me Your Tips	31.5	37	0.851
3	Butterworth, Jim	D6/ Bulls Up	34.0	41	0.829
4	Luenenburg, Randy	D7/ WINNAU	29.0	35	0.829
5	Tant, J.J.	D2/ Projectile Dysfunction	32.0	40	0.800
6	Tuffillaro, Lou	D7/ WINNAU	20.5	29	0.707
7	Haithecock, Lee	D5/ Show Me Your Tips	28.0	41	0.683
8	O'Toole, Mike	D6/ Bulls Up	26.5	39	0.679
9	Butterworth, Dan	D6/ Bulls Up	25.5	40	0.638
10	Irby, Jason	D4/ Big Bulls	22.0	35	0.629
11	Arnold, Jimmy	D6/ Bulls Up	24.5	39	0.628
12	Clark, Dan	D2/ Projectile Dysfunction	20.0	32	0.625
13	Bialaszewski, Rich	D5/ Show Me Your Tips	27.5	45	0.611
14	Blake, Terry	D5/ Show Me Your Tips	27.5	46	0.598

		<u>"E" Division</u>	<u>ASP</u>	<u>TGP</u>	<u>Ave.</u>
1	Zelinack, Jason	E7/ Chalker's Nightmare	51.0	33	1.545
2	Cashin, Jeff	E2/ Just the Tip	35.0	31	1.129
3	Adams, Brad	E2/ Just the Tip	25.5	28	0.911
4	Cole, Mike	E3/ Why So Serious?	33.0	37	0.892
5	Cannizzaro, Anthony	E3/ Why So Serious?	27.5	32	0.859
6	Rudy, Jeff	E1/ Game of Throws	28.5	42	0.679
7	Cannizzaro, Tyler	E3/ Why So Serious?	15.5	23	0.676
8	Welborn, Tim	E5/ Shark Shooters	21.0	33	0.636
9	Powell, Zach	E4/ Red-eye Rangers	21.5	35	0.614
10	Anderson, Ryan	E5/ Shark Shooters	25.0	44	0.568
11	Hadley, Chris	E6/ Taylor and the Swinging	18.0	33	0.545
12	Mercer, Dave	E5/ Shark Shooters	14.5	27	0.537
13	Bumpass, Mike	E3/ Why So Serious?	17.5	37	0.473
14	Rice, Teddy	E3/ Why So Serious?	16.0	35	0.457

		<u>"F" Division</u>	<u>ASP</u>	<u>TGP</u>	<u>Ave.</u>
1	Bozza, Doug	F6/ Sofa Kings	25.0	35	0.714
2	Shearin, Phillip	F7/ Don't Hit The Scorekeep	24.5	39	0.628
3	Heath, John	F4/ Bulls On Parade	26.0	42	0.619
4	Deemer, Randy	F1/ Hump Day!	21.5	35	0.614
5	Wissinger, Wes	F5/ Accoutrement Stuff	23.0	38	0.605
6	Murphy, James	F7/ Don't Hit The Scorekeep	16.5	30	0.550
7	Bosier, Sean	F3/ Death Throw	21.0	40	0.525
	Moore, Mark	F1/ Hump Day!	10.5	20	0.525
9	Whitley, Brian	F4/ Bulls On Parade	21.5	44	0.489
10	Russell, Jeff	F7/ Don't Hit The Scorekeep	18.0	37	0.486
11	Smith, Van	F2/ The Coral Reefers	13.5	30	0.450
12	Hall, Jon	F4/ Bulls On Parade	17.5	39	0.449
13	Willis, Tolson	F3/ Death Throw	16.5	37	0.446
14	Mathews, Olivia	F3/ Death Throw	18.0	41	0.439

		<u>"G" Division</u>	<u>ASP</u>	<u>TGP</u>	<u>Ave.</u>
1	Rigert, Joe, Sr.	G3/ Wayne Gretzky	41.5	40	1.038
2	Holland, Tom	G5/ All About That Bull!	28.5	36	0.792
3	Finney, Dave	G3/ Wayne Gretzky	28.0	36	0.778
4	Gouge, Shane	G6/ Dr.unks	27.0	37	0.730
5	Bowen, Andy	G2/ Banging The Wire	23.0	32	0.719
6	Musil, Dylan	G1/ Old Darting Bastards	26.5	40	0.663
7	Murdock, Nick	G6/ Dr.unks	25.5	39	0.654
8	Mickler, Spencer	G4/ Irish Ton	24.0	38	0.632
9	Millius, Mike	G1/ Old Darting Bastards	14.5	24	0.604
10	Cominole, Jeremy	G4/ Irish Ton	13.5	26	0.519
11	Converse, Laurence	G7/ Quackers	19.0	38	0.500
	Perkins, Heath	G4/ Irish Ton	17.0	34	0.500
13	Rollins, Calvin	G2/ Banging The Wire	17.5	36	0.486
14	Voorhees, Cindy	G5/ All About That Bull!	13.0	28	0.464

		<u>"H" Division</u>	<u>ASP</u>	<u>TGP</u>	<u>Ave.</u>
1	Davis, P.J.	H5/ Grip It Lightly	19.5	30	0.650
2	Davis, Luc	H5/ Grip It Lightly	16.5	26	0.635
3	Hamer, Andrew	H1/ Another Coach Creation	13.0	22	0.591
4	Tompkins, Charles	H4/ Tips & Shafts	20.5	36	0.569
5	Trefzger, Mike	H7/ Darty Sanchez	17.5	31	0.565
6	Wilson, Matthew	H4/ Tips & Shafts	19.0	36	0.528
7	Trefzger, Eric	H7/ Darty Sanchez	13.0	26	0.500
8	McNamara, Ken	H3/ We're Sexy & We Throv	15.5	33	0.470
9	Scott, Kevin	H1/ Another Coach Creation	7.5	16	0.469
10	Gamble, Mark	H6/ The Neighborhood Dart	11.5	33	0.348
11	Amos, Terron	H6/ The Neighborhood Dart	13.0	38	0.342
	Thomas, Tony	H6/ The Neighborhood Dart	13.0	38	0.342
13	Crawford, Neal	H3/ We're Sexy & We Throv	8.0	28	0.286
14	(two tied)		6.5	23	0.283

	<u>W</u>	<u>L</u>	<u>%-age</u>			<u>ASP</u>	<u>TGP</u>	<u>Ave.</u>	
				F	Mathews, Olivia	F3/ Death Throw	18.0	41	0.439
					Voorhees, Cindy	G5/ All About That Bull!	13.0	28	0.464
				G	Gouge, Susan	G6/ Dr.unks	8.0	25	0.320
					Mickler, Madison	G4/ Irish Ton	7.5	26	0.288
					Gaines, Lauren	G3/ Wayne Gretzky	5.0	32	0.156
					Boutieller, Tina	H5/ Grip It Lightly	4.5	20	0.225
				H	Osier, Emmalee	H6/ The Neighborhood Dart	4.0	26	0.154
					Zarrelli, Karen	H3/ We're Sexy & We Throv	2.5	23	0.109
					Bohanan, Heather	H3/ We're Sexy & We Throv	1.5	17	0.088

<u>Women's Records</u>			
	<u>W</u>	<u>L</u>	<u>%-age</u>
(# of women by division: A-0, B-6, C-3, D-7, E-4, F-2, G-12, H-11)			
B	Phillips, Julie	B4/ Kiss This Crüe	29.5 41 0.720
	Preciado, Amanda	B3/ DD 214	24.0 37 0.649
C	Fisher, Jessie	C4/ Bangin' the Neighbors	19.0 36 0.528
	Mozzetti, Petra	D3/ My Cork Fell Out	10.0 24 0.417
D	Cotton, Barbara	D7/ WINNAU	12.0 34 0.353
	Hamilton, Dawn	D3/ My Cork Fell Out	14.5 42 0.345
E	Caldwell, Taylor	E6/ Taylor and the Swinging	12.0 30 0.400

	Singles		Singles		Singles		Singles Win		Doubles		Doubles		Doubles Win		Sngls + Dbls		Sngls + Dbls		Tiebreaker Ws		Tiebreaker Ls		All-Star		Games Played		All-Star Point		Matches
	301		Crieket		Record		%-age		Crieket		501		%-age		Record		Win					Points		Average		Played			
A1/ The Unintimidated Element	50	22	58	14	108	36	0.750		30	6	30	6	60	12	0.833	228	60	0.792		0	0	401.5		288		1.394			
A 10 Kilts, Jason	1	1	1	0	2	1	0.667		1	0	2	1	3	1	0.750	5	2	0.714		0	0	5.0		7		0.714		4	
A 11 Brown, Tom	6	3	7	2	13	5	0.722		7	2	8	1	15	3	0.833	28	8	0.778		0	0	42.0		36		1.167		9	
A 12 Carroll, John	8	3	10	2	18	5	0.783		7	2	10	2	17	4	0.810	35	9	0.795		0	0	52.5		44		1.193		12	
A 13 Jacobi, Paul	1	1	0	1	1	2	0.333		4	0	3	1	7	1	0.875	8	3	0.727		0	0	3.0		11		0.273		5	
A 14 Knight, Mark	0	0	0	0	0	0	---		0	0	0	0	0	0	---	0	0	---		0	0	0.0		0		---		0	
A 15 Kramer, John	7	3	9	1	16	4	0.800		8	2	8	1	16	3	0.842	32	7	0.821		0	0	49.0		39		1.256		10	
A 16 Massengill, Chad	7	4	10	1	17	5	0.773		11	0	6	3	17	3	0.850	34	8	0.810		0	0	64.0		42		1.524		11	
A 17 Phillips, Robbie	11	1	12	0	23	1	0.958		10	2	11	1	21	3	0.875	44	4	0.917		0	0	102.0		48		2.125		12	
A 18 Smith, Allen	1	3	1	3	2	6	0.250		3	1	3	1	6	2	0.750	8	8	0.500		0	0	16.0		16		1.000		4	
A 19 Tan, Wil	8	3	8	4	16	7	0.696		9	3	9	1	18	4	0.818	34	11	0.756		0	0	68.0		45		1.511		12	
A2/ Darty Minds	27	39	19	47	46	86	0.348		8	25	11	22	19	47	0.288	84	180	0.318		0	0	183.0		264		0.693			
A 20 Reitano, Sal	6	3	4	7	10	10	0.500		3	7	5	8	8	15	0.348	18	25	0.419		0	0	39.0		43		0.907		10	
A 21 Maccini, Billy	2	4	0	6	2	10	0.167		0	6	1	2	1	8	0.111	3	18	0.143		0	0	10.5		21		0.500		6	
A 22 Bradshaw, Rick	2	6	1	7	3	13	0.188		2	6	2	6	4	12	0.250	7	25	0.219		0	0	13.0		32		0.406		7	
A 23 Foushee, Eugene	5	7	3	7	8	14	0.364		2	8	4	6	6	14	0.300	14	28	0.333		0	0	16.5		42		0.393		10	
A 24 Seward, Mike	8	3	6	5	14	8	0.636		3	9	4	7	7	16	0.304	21	24	0.467		0	0	66.0		45		1.467		11	
A 25 Jobe, C.J.	3	6	5	6	8	12	0.400		4	7	3	7	7	14	0.333	15	26	0.366		0	0	25.5		41		0.622		10	
A 26 Martin, Pat	1	7	0	7	1	14	0.067		2	5	3	6	5	11	0.313	6	25	0.194		0	0	12.5		31		0.403		9	
A 27 Evans, Mike	0	3	0	2	0	5	0.000		0	2	0	2	0	4	0.000	0	9	0.000		0	0	0.0		9		0.000		3	
A3/ North Raleigh Alliance	32	40	39	33	71	73	0.493		21	15	20	16	41	31	0.569	153	135	0.531		7	0	291.5		288		1.012			
A 30 Huffman, David	5	7	8	4	13	11	0.542		10	2	7	5	17	7	0.708	30	18	0.625		1	0	42.5		48		0.885		12	
A 31 Tanner, Dave	3	7	2	7	5	14	0.263		3	5	5	2	8	7	0.533	13	21	0.382		1	0	24.5		34		0.721		11	
A 32 Work, Joe	7	5	9	3	16	8	0.667		6	6	5	7	11	13	0.458	27	21	0.563		1	0	77.0		48		1.604		12	
A 33 Kerr, Jim	4	4	4	5	8	9	0.471		4	5	4	4	8	9	0.471	16	18	0.471		1	0	25.5		34		0.750		11	
A 34 Lange, Cody	3	8	6	5	9	13	0.409		6	6	6	6	12	12	0.500	21	25	0.457		1	0	36.0		46		0.783		12	
A 35 Krasnow, Dave	3	5	2	6	5	11	0.313		4	4	7	3	11	7	0.611	16	18	0.471		1	0	23.0		34		0.676		12	
A 36 Wilcenski, Steve	7	4	8	3	15	7	0.682		9	2	6	5	15	7	0.682	30	14	0.682		1	0	63.0		44		1.432		11	
A4/ The Neighborhood Bullies	47	19	50	16	97	35	0.735		26	7	17	16	43	23	0.652	183	81	0.693		0	0	373.0		264		1.413			
A 40 Cusher, Dean	2	2	3	3	5	5	0.500		6	1	2	3	8	4	0.667	13	9	0.591		0	0	23.0		22		1.045		8	
A 41 Elder, Craig	3	0	2	1	5	1	0.833		1	2	2	1	3	3	0.500	8	4	0.667		0	0	24.5		12		2.042		3	
A 42 Blake, Brian	2	0	2	1	4	1	0.800		1	1	0	1	1	2	0.333	5	3	0.625		0	0	14.5		8		1.813		3	
A 43 Foushee, Kevin	4	4	4	4	8	8	0.500		8	0	2	8	10	8	0.556	18	16	0.529		0	0	42.5		34		1.250		11	
A 44 Gibson, Pat	10	1	10	1	20	2	0.909		9	1	7	4	16	5	0.762	36	7	0.837		0	0	96.5		43		2.244		11	
A 45 Johnson, Michael	7	2	9	2	16	4	0.800		8	3	6	5	14	8	0.636	30	12	0.714		0	0	63.5		42		1.512		11	
A 46 Stewart, Pete	5	6	5	2	10	8	0.556		6	0	6	4	12	4	0.750	22	12	0.647		0	0	35.0		34		1.029		11	
A 47 Stewart, P.J.	9	1	10	0	19	1	0.950		8	3	4	5	12	8	0.600	31	9	0.775		0	0	53.5		40		1.338		11	
A 48 Thompson, Victor	5	3	5	2	10	5	0.667		5	3	5	1	10	4	0.714	20	9	0.690		0	0	20.0		29		0.690		9	
A 49 Gardner, Kyle	0	0	0	0	0	0	---		0	0	0	0	0	0	---	0	0	---		0	0	0.0		0		---		0	
A5/ Lunatic Fringe	33	39	31	41	64	80	0.444		18	18	18	18	36	36	0.500	136	152	0.472		0	7	278.0		288		0.965			
A 50 Eason, Joel	3	3	1	7	4	10	0.286		5	7	6	5	11	12	0.478	15	22	0.405		0	1	32.5		37		0.878		11	
A 51 Terry, Bob	6	4	7	3	13	7	0.650		8	2	6	3	14	5	0.737	27	12	0.692		0	1	47.0		39		1.205		10	
A 52 Bakowski, Adam	1	2	4	6	5	8	0.385		4	4	5	5	9	9	0.500	14	17	0.452		0	1	21.5		31		0.694		11	
A 53 Mitchell, Sid	5	6	7	4	12	10	0.545		6	4	7	4	13	8	0.619	25	18	0.581		0	1	48.0		43		1.116		12	
A 54 Mozzetti, Tim "Tex"	4	7	4	7	8	14	0.364		5	5	4	6	9	11	0.450	17	25	0.405		0	1	42.0		42		1.000		11	
A 55 Lane, Tim	2	5	1	3	3	8	0.273		2	3	2	2	4	5	0.444	7	13	0.350		0	1	14.5		20		0.725		8	
A 56 Jeffreys, Lee	2	7	4	2	6	9	0.400		2	4	1	3	3	7	0.300	9	16	0.360		0	0	18.5		25		0.740		9	
A 57 Zawrotniak, Joe	7	3	2	4	9	7	0.563		2	5	4	4	6	9	0.400	15	16	0.484		0	0	29.5		31		0.952		10	
A 58 Gelberg, Dave	3	2	1	5	4	7	0.364		2	2	1	4	3	6	0.333	7	13	0.350		0	1	24.5		20		1.225		6	
A6/ Jameson's Monkeys	29	43	27	45	56	88	0.389		11	25	15	21	26	46	0.361	108	180	0.375		0	0	225.0		288		0.781			
A 60 Bunn, Tim	6	7	6	7	12	14	0.462		4	8	4	8	8	16	0.333	20	30	0.400		0	0	50.0		50		1.000		12	
A 61 Little, Clint	3	8	5	6	8	14	0.364		3	8	4	7	7	15	0.318	15	29	0.341		0	0	38.5		44		0.876		11	
A 62 Persson, Kenny	7	5	7	6	14	11	0.560		6	6	7	6	13	12	0.520	27	23	0.540		0	0	52.0		50		1.040		12	
A 63 Scott, Lee	5	4	0	4	5	8	0.385		1	8	4	4	5	12	0.294	10	20	0.333		0	0	9.5		30		0.317		9	
A 64 Coe, Jason	4	7	4	7	8	14	0.364		2	8	5	6	7	14	0.333	15	28	0.349		0	0	31.0		43		0.721		11	
A 65 Massengill, Randy	3	9	4	7	7	16	0.304		5	7	5	6	10	13	0.435	17	29	0.370		0	0	33.0		46		0.717		11	
A 66 Bell, Mike	1	0	0	1	1	1	0.500		1	0	0	1	1	1	0.500	2	2	0.500		0	0	3.5		4		0.875		1	
A 67 Jeffcoat, Doug	0	3	1	7	1	10	0.091		0	5	1	4	1	9	0.100	2	19	0.095		0	0	7.5		21		0.357		8	
A7/ Dartistic Abandon	30	42	24	48	54	90	0.375		11	25	13	23	24	48	0.333	102	186	0.354		0	0	204.5		288		0.710			
A 70 Denton, Fon	3	11	1	9	4	20	0.167		2	7	4	9	6	16	0.273	10	36	0.21											

	Singles 301	Singles Cricket	Singles Record	Singles Win %-age	Doubles Cricket	Doubles 501	Doubles Record	Doubles Win %-age	Sngls + Dbls Record	Sngls + Dbls Win %-age	Tiebreaker Ws	Tiebreaker Ls	All-Star Points	Games Played	All-Star Point Average	Matches Played
C1/ Nine Lives	32 28	35 25	67 53	0.558	19 11	16 14	35 25	0.583	137 103	0.571	6 0	109.0	240	0.454		
C 10 Romanchek, David	2 7	3 4	5 11	0.313	5 3	5 3	10 6	0.625	15 17	0.469	1 0	13.0	32	0.406	9	
C 11 Smith, Butch	8 1	7 5	15 6	0.714	6 4	5 5	11 9	0.550	26 15	0.634	1 0	18.0	41	0.439	9	
C 12 Copple, Matthew	4 5	9 0	13 5	0.722	8 1	5 5	13 6	0.684	26 11	0.703	1 0	25.5	37	0.689	9	
C 13 Mays, John	4 5	4 4	8 9	0.471	5 3	4 5	9 8	0.529	17 17	0.500	1 0	14.0	34	0.412	9	
C 14 Marsden, James	3 1	1 5	4 6	0.400	2 3	2 1	4 4	0.500	8 10	0.444	0 0	3.5	18	0.194	6	
C 15 Gibson, Jack	4 3	1 4	5 7	0.417	2 3	3 3	5 6	0.455	10 13	0.435	0 0	9.5	23	0.413	5	
C 16 Keever, David	2 3	4 2	6 5	0.545	4 3	3 3	7 6	0.538	13 11	0.542	1 0	6.0	24	0.250	7	
C 17 Porcelli, Robb	5 3	6 1	11 4	0.733	6 2	5 3	11 5	0.688	22 9	0.710	1 0	19.5	31	0.629	8	
C2/ Cheap Shots	34 26	36 24	70 50	0.583	11 19	22 8	33 27	0.550	136 104	0.567	16 15	122.5	240	0.510		
C 20 Buckman, David	3 3	5 4	8 7	0.533	3 5	5 3	8 8	0.500	16 15	0.516	2 1	16.5	31	0.532	9	
C 21 Burney, Gary	1 7	1 1	2 8	0.200	1 2	4 3	5 5	0.500	7 13	0.350	2 2	5.5	20	0.275	9	
C 22 Hindle, Mikey	10 0	6 4	16 4	0.800	3 7	8 2	11 9	0.550	27 13	0.675	2 2	20.5	40	0.513	10	
C 23 Hall, Josh	6 4	7 3	13 7	0.650	5 5	9 1	14 6	0.700	27 13	0.675	2 2	25.5	40	0.638	10	
C 24 Witz, Steve	5 4	7 3	12 7	0.632	4 6	8 2	12 8	0.600	24 15	0.615	2 2	19.0	39	0.487	10	
C 25 James, Bob	5 1	4 3	9 4	0.692	2 3	3 3	5 6	0.455	14 10	0.583	2 2	16.0	24	0.667	9	
C 26 Murdock, Jim	0 4	3 5	3 9	0.250	1 7	2 2	3 9	0.250	6 18	0.250	2 2	10.0	24	0.417	10	
C 27 Bemis, Matt	4 3	3 1	7 4	0.636	3 3	5 0	8 3	0.727	15 7	0.682	2 2	9.5	22	0.432	8	
C3/ Menace 2 Sobriety	23 37	24 36	47 73	0.392	8 22	16 14	24 36	0.400	95 145	0.396	7 0	90.5	240	0.377		
C 30 Johnson, Dave	6 4	8 2	14 6	0.700	2 8	4 6	6 14	0.300	20 20	0.500	1 0	16.5	40	0.413	10	
C 31 Bouchard, Keith	2 4	0 7	2 11	0.154	1 6	3 3	4 9	0.308	6 20	0.231	1 0	10.5	26	0.404	7	
C 32 White, J.J.	6 4	6 4	12 8	0.600	1 9	5 5	6 14	0.300	18 22	0.450	1 0	22.0	40	0.550	10	
C 33 McCartney, Eric	3 6	2 7	5 13	0.278	6 4	7 2	13 6	0.684	18 19	0.486	1 0	11.0	37	0.297	9	
C 34 Polenz, Steve	2 8	5 4	7 12	0.368	4 5	7 2	11 7	0.611	18 19	0.486	1 0	14.0	37	0.378	9	
C 35 Staley, Shawn	3 7	3 8	6 15	0.286	1 7	3 8	4 15	0.211	10 30	0.250	1 0	10.5	40	0.263	10	
C 36 Kareiva, Keith	1 2	0 2	1 4	0.200	1 3	1 2	2 5	0.286	3 9	0.250	1 0	1.0	12	0.083	5	
C 37 Price, Brady	0 2	0 2	0 4	0.000	0 2	2 0	2 2	0.500	2 6	0.250	0 0	5.0	8	0.625	2	
C4/ Bangin' the Neighbors	29 31	34 26	63 57	0.525	16 14	15 15	31 29	0.517	125 115	0.521	0 6	111.5	240	0.465		
C 40 Stephenson, Scott	3 5	2 4	5 9	0.357	3 3	4 4	7 7	0.500	12 16	0.429	0 0	5.0	28	0.179	9	
C 41 Fisher, Jessie	7 3	5 5	12 8	0.600	5 3	1 7	6 10	0.375	18 18	0.500	0 1	19.0	36	0.528	10	
C 42 Citrak, Sheldon	2 4	5 1	7 5	0.583	5 1	2 4	7 5	0.583	14 10	0.583	0 1	5.0	24	0.208	6	
C 43 Collins, Craig	0 3	3 5	3 8	0.273	6 4	6 4	12 8	0.600	15 16	0.484	0 1	12.5	31	0.403	10	
C 44 Wilson, Chris	3 5	4 4	7 9	0.438	1 6	3 3	4 9	0.308	11 18	0.379	0 1	14.0	29	0.483	9	
C 45 Stewart, Colleen	1 6	0 4	1 10	0.091	0 6	2 2	2 8	0.200	3 18	0.143	0 0	2.0	21	0.095	8	
C 46 Bottomley, Kevin	6 3	8 1	14 4	0.778	6 3	5 4	11 7	0.611	25 11	0.694	0 1	27.0	36	0.750	9	
C 47 Hudson, Dallas	7 2	7 2	14 4	0.778	6 2	7 2	13 4	0.765	27 8	0.771	0 1	27.0	35	0.771	9	
C5/ Sharky's Machine	32 34	29 37	61 71	0.462	16 17	10 23	26 40	0.394	113 151	0.428	0 13	88.5	264	0.335		
C 50 Fink, Scott	4 6	4 3	8 9	0.471	6 4	4 6	10 10	0.500	18 19	0.486	0 2	11.5	37	0.311	11	
C 51 Allison, Frank	4 5	3 6	7 11	0.389	4 2	1 5	5 7	0.417	12 18	0.400	0 2	11.5	30	0.383	9	
C 52 Bateman, Jimmy	5 5	6 4	11 9	0.550	3 7	2 6	5 13	0.278	16 22	0.421	0 2	18.0	38	0.474	10	
C 53 Borgia, Pete	5 4	5 5	10 9	0.526	5 5	1 8	6 13	0.316	16 22	0.421	0 2	14.5	38	0.382	10	
C 54 Barrett, Darren	6 4	2 8	8 12	0.400	3 3	4 6	7 9	0.438	15 21	0.417	0 2	6.5	36	0.181	10	
C 55 Schaefer, Dan	1 6	0 4	1 10	0.091	4 4	2 4	6 8	0.429	7 18	0.280	0 1	1.0	25	0.040	8	
C 56 Kruger, Lonny	3 0	3 5	6 5	0.545	3 6	1 8	4 14	0.222	10 19	0.345	0 2	12.0	29	0.414	9	
C 57 Schaefer, John	4 4	6 2	10 6	0.625	4 3	5 3	9 6	0.600	19 12	0.613	0 0	13.5	31	0.435	8	
C6/ Double In, Stumble Out	29 31	18 42	47 73	0.392	18 12	15 15	33 27	0.550	113 127	0.471	5 6	106.5	240	0.444		
C 60 Macias, Anthony	5 5	4 6	9 11	0.450	8 2	4 6	12 8	0.600	21 19	0.525	1 1	14.5	40	0.363	10	
C 61 Simpson, Aden	5 5	6 4	11 9	0.550	7 3	7 3	14 6	0.700	25 15	0.625	1 1	32.5	40	0.813	10	
C 62 Simpson, David	7 3	4 6	11 9	0.550	4 6	5 5	9 11	0.450	20 20	0.500	1 1	14.0	40	0.350	10	
C 63 Simpson, Tyler	4 5	3 6	7 11	0.389	7 2	4 5	11 7	0.611	18 18	0.500	0 1	20.5	36	0.569	9	
C 64 Thompson, Barry	5 6	0 9	5 15	0.250	4 7	4 6	8 13	0.381	13 28	0.317	1 1	12.5	41	0.305	10	
C 65 Blackwelder, Allyson	3 5	1 10	4 15	0.211	6 4	5 5	11 9	0.550	15 24	0.385	1 1	12.5	39	0.321	10	
C 66 Brown, Phil	0 2	0 1	0 3	0.000	0 0	1 0	1 0	1.000	1 3	0.250	0 0	0.0	4	0.000	3	
C7/ Consistently Inconsistent	37 29	40 26	77 55	0.583	20 13	14 19	34 32	0.515	145 119	0.549	14 9	171.5	264	0.650		
C 70 Grubb, Ed	4 2	5 2	9 4	0.692	4 2	3 4	7 6	0.538	16 10	0.615	1 1	21.0	26	0.808	10	
C 71 Haynes, Chris	3 2	3 3	6 5	0.545	5 3	1 3	6 6	0.500	12 11	0.522	1 1	15.5	23	0.674	8	
C 72 Martin, Chris	1 5	0 2	1 7	0.125	1 1	1 1	2 2	0.500	3 9	0.250	1 1	0.0	12	0.000	6	
C 73 Moody, Chris	7 2	6 2	13 4	0.765	5 4	6 3	11 7	0.611	24 11	0.686	1 1	32.5	35	0.929	9	
C 74 Schmaus, Darren	7 3	7 3	14 6	0.700	6 5	5 6	11 11	0.500	25 17	0.595	2 1	17.0	42	0.405	11	
C 75 Bass, Joe	2 5	4 6	6 11	0.353	6 3	1 5	7 8	0.467	13 19	0.406	2 1	21.5	32	0.672	10	
C 76 Munsell, Jonathan	2 4	1 4	3 8	0.273	1 3	2 8	3 11	0.214	6 19	0.240	2 1	2.5	25	0.100	11	
C 77 Ehrmann, Rob	5 3	5 4	10 7	0.588	4 4	5 4	9 8	0.529	19 15	0.559	2 1	14.5	34	0.426	10	
C 78 McNamara, Tim	6 3	9 0	15 3	0.833	8 1	4 4	12 5	0.706	27 8	0.771	2 1	47.0	35	1.343	9	

	Singles 301	Singles Cricket	Singles Record	Singles Win %-age	Doubles Cricket	Doubles 501	Doubles Record	Doubles Win %-age	Sngls + Dbls Record	Sngls + Dbls Win %-age	Tiebreaker Ws	Tiebreaker Ls	All-Star Points	Games Played	All-Star Point Average	Matches Played
D1/ Garage, Inc.	24 36	30 30	54 66	0.450	12 18	12 18	24 36	0.400	102 138	0.425	6 13	99.0	240	0.413		
D 10 Long, Gary	5 5	8 2	13 7	0.650	6 4	5 4	11 8	0.579	24 15	0.615	1 2	14.5	39	0.372	10	
D 11 Gardner, Mike	4 6	7 3	11 9	0.550	6 3	7 3	13 6	0.684	24 15	0.615	1 2	21.0	39	0.538	10	
D 12 Ellington, Dave	3 6	1 5	4 11	0.267	1 7	4 5	5 12	0.294	9 23	0.281	1 2	7.5	32	0.234	9	
D 13 Knight, Tim	3 4	2 4	5 8	0.385	2 5	2 3	4 8	0.333	9 16	0.360	1 2	5.5	25	0.220	7	
D 14 Williams, Denny	1 6	3 6	4 12	0.250	1 6	2 7	3 13	0.188	7 25	0.219	1 2	11.5	32	0.359	10	
D 15 Morin, Deane "Dino"	5 5	6 4	11 9	0.550	3 6	3 6	6 12	0.333	17 21	0.447	1 2	22.0	38	0.579	10	
D 16 Long, Robert	1 3	1 4	2 7	0.222	4 2	1 6	5 8	0.385	7 15	0.318	0 1	11.0	22	0.500	7	
D 17 Ellington, Jake	2 1	2 2	4 3	0.571	1 3	0 2	1 5	0.167	5 8	0.385	0 0	6.0	13	0.462	4	
D2/ Projectile Dysfunction	33 27	27 33	60 60	0.500	16 14	16 14	32 28	0.533	124 116	0.517	0 7	107.5	240	0.448		
D 20 Clark, Dan	5 3	4 4	9 7	0.563	6 2	6 2	12 4	0.750	21 11	0.656	0 1	20.0	32	0.625	8	
D 21 Smith, Brian	3 5	3 6	6 11	0.353	8 1	5 4	13 5	0.722	19 16	0.543	0 1	11.5	35	0.329	9	
D 22 Tant, J.J.	5 5	8 2	13 7	0.650	5 5	5 5	10 10	0.500	23 17	0.575	0 1	32.0	40	0.800	10	
D 23 Peterson, Chris	7 3	4 6	11 9	0.550	9 1	7 3	16 4	0.800	27 13	0.675	0 1	14.5	40	0.363	10	
D 24 Steppe, Mike	6 4	4 6	10 10	0.500	2 8	5 5	7 13	0.350	17 23	0.425	0 1	17.0	40	0.425	10	
D 25 Raymond, Ryan	6 2	3 7	9 9	0.500	2 6	3 5	5 11	0.313	14 20	0.412	0 1	8.5	34	0.250	10	
D 26 Talley, Gray	1 5	1 2	2 7	0.222	0 5	1 4	1 9	0.100	3 16	0.158	0 1	4.0	19	0.211	7	
D3/ My Cork Fell Out	29 31	20 40	49 71	0.408	7 23	14 16	21 39	0.350	91 149	0.379	0 0	98.5	240	0.410		
D 30 Jeffcoat, Angela	4 8	1 11	5 19	0.208	2 10	5 6	7 16	0.304	12 35	0.255	0 0	15.5	47	0.330	10	
D 31 Mozzetti, Petra	2 4	2 4	4 8	0.333	0 6	2 4	2 10	0.167	6 18	0.250	0 0	10.0	24	0.417	6	
D 32 Yang, Rob	3 2	2 3	5 5	0.500	2 3	4 2	6 5	0.545	11 10	0.524	0 0	8.5	21	0.405	5	
D 33 Ackerman, Travis	6 2	3 5	9 7	0.563	0 8	4 4	4 12	0.250	13 19	0.406	0 0	17.5	32	0.547	8	
D 34 Hamilton, Dawn	6 4	3 7	9 11	0.450	4 7	6 5	10 12	0.455	19 23	0.452	0 0	14.5	42	0.345	9	
D 35 Fleener, Michael	0 10	4 5	4 15	0.211	4 3	1 6	5 9	0.357	9 24	0.273	0 0	19.5	33	0.591	8	
D 36 Venable, Mike	8 1	5 5	13 6	0.684	2 9	6 5	8 14	0.364	21 20	0.512	0 0	13.0	41	0.317	9	
D4/ Big Bulls	33 27	26 34	59 61	0.492	15 15	15 15	30 30	0.500	119 121	0.496	7 7	106.5	240	0.444		
D 40 Toolan, Chris	5 5	4 4	9 9	0.500	5 4	5 4	10 8	0.556	19 17	0.528	1 1	14.5	36	0.403	10	
D 41 Reinert, Kevin	2 3	2 5	4 8	0.333	3 4	3 4	6 8	0.429	10 16	0.385	1 1	9.5	26	0.365	8	
D 42 Fitzgerald, Dennis	4 3	4 5	8 8	0.500	6 3	6 3	12 6	0.667	20 14	0.588	1 1	18.0	34	0.529	9	
D 43 Talton, Chris	4 3	3 3	7 6	0.538	3 4	3 5	6 9	0.400	13 15	0.464	1 1	8.5	28	0.304	8	
D 44 Irby, Jason	4 6	4 5	8 11	0.421	4 5	3 4	7 9	0.438	15 20	0.429	1 1	22.0	35	0.629	9	
D 45 Stewart, Kevin	8 1	6 3	14 4	0.778	3 5	4 4	7 9	0.438	21 13	0.618	1 1	10.5	34	0.309	9	
D 46 McWhorter, Mike	4 0	2 2	6 2	0.750	2 1	2 2	4 3	0.571	10 5	0.667	0 0	8.0	15	0.533	4	
D 47 Golub, Gregg	1 4	0 5	1 9	0.100	2 3	2 3	4 6	0.400	5 15	0.250	1 0	6.0	20	0.300	6	
D 48 Flanagan, Stephen	1 2	1 2	2 4	0.333	2 1	2 1	4 2	0.667	6 6	0.500	0 1	9.5	12	0.792	4	
D5/ Show Me Your Tips	36 30	41 25	77 55	0.583	19 14	17 16	36 30	0.545	149 115	0.564	0 0	163.5	264	0.619		
D 50 Powell, Lee	8 2	7 3	15 5	0.750	7 2	1 7	8 9	0.471	23 14	0.622	0 0	31.5	37	0.851	10	
D 51 Bushman, Brad	4 5	4 4	8 9	0.471	7 2	6 3	13 5	0.722	21 14	0.600	0 0	19.0	35	0.543	9	
D 52 Bialaszewski, Rich	5 6	8 4	13 10	0.565	7 5	5 5	12 10	0.545	25 20	0.556	0 0	27.5	45	0.611	11	
D 53 Halthcock, Lee	5 5	5 5	10 10	0.500	5 5	5 6	10 11	0.476	20 21	0.488	0 0	28.0	41	0.683	10	
D 54 Raquet, Mike	6 6	7 4	13 10	0.565	6 6	6 5	12 11	0.522	25 21	0.543	0 0	24.0	46	0.522	11	
D 55 Blake, Terry	7 5	9 2	16 7	0.696	5 6	9 3	14 9	0.609	30 16	0.652	0 0	27.5	46	0.598	11	
D 56 Waller, Jeremy	1 1	1 3	2 4	0.333	1 2	2 3	3 5	0.375	5 9	0.357	0 0	6.0	14	0.429	5	
D6/ Bulls Up	29 37	43 23	72 60	0.545	22 11	16 17	38 28	0.576	148 116	0.561	14 0	137.0	264	0.519		
D 60 Butterworth, Dan	4 4	9 2	13 6	0.684	9 2	8 2	17 4	0.810	30 10	0.750	2 0	25.5	40	0.638	11	
D 61 Butterworth, Jim	5 4	9 2	14 6	0.700	9 2	8 2	17 4	0.810	31 10	0.756	2 0	34.0	41	0.829	11	
D 62 Frederick, Karl	5 5	8 1	13 6	0.684	7 2	4 4	11 6	0.647	24 12	0.667	2 0	10.5	36	0.292	10	
D 63 O'Toole, Mike	4 5	6 5	10 10	0.500	5 3	5 6	10 9	0.526	20 19	0.513	2 0	26.5	39	0.679	11	
D 64 Graves, Julie	5 6	2 2	7 8	0.467	5 4	3 7	8 11	0.421	15 19	0.441	2 0	7.5	34	0.221	11	
D 65 Sessoms, DeWayne	1 8	1 7	2 15	0.118	3 4	3 5	6 9	0.400	8 24	0.250	2 0	7.5	32	0.234	11	
D 66 Arnold, Jimmy	4 5	7 4	11 9	0.550	6 5	1 7	7 12	0.368	18 21	0.462	2 0	24.5	39	0.628	11	
D 67 Robertson, Phil	1 0	1 0	2 0	1.000	0 0	0 1	0 1	0.000	2 1	0.667	0 0	1.0	3	0.333	1	
D7/ WINNAU	32 28	29 31	61 59	0.508	17 13	18 12	35 25	0.583	131 109	0.546	0 0	134.0	240	0.558		
D 70 Kubel, Nicole	3 5	2 5	5 10	0.333	4 4	3 6	7 10	0.412	12 20	0.375	0 0	7.5	32	0.234	9	
D 71 Kubel, Tom "Q-Ball"	0 7	4 4	4 11	0.267	2 4	2 5	4 9	0.308	8 20	0.286	0 0	12.5	28	0.446	9	
D 72 Roberts, Mike	6 3	2 6	8 9	0.471	6 4	5 2	11 6	0.647	19 15	0.559	0 0	14.5	34	0.426	10	
D 73 Cruze, Michael	1 2	0 2	1 4	0.200	0 4	0 2	0 6	0.000	1 10	0.091	0 0	1.0	11	0.091	6	
D 74 Tuffillaro, Lou	7 1	5 3	12 4	0.750	5 2	5 1	10 3	0.769	22 7	0.759	0 0	20.5	29	0.707	8	
D 75 Azevedo, Angelo	7 1	7 1	14 2	0.875	6 3	7 2	13 5	0.722	27 7	0.794	0 0	37.0	34	1.088	9	
D 76 Lueneburg, Randy	6 3	7 2	13 5	0.722	6 3	7 1	13 4	0.765	26 9	0.743	0 0	29.0	35	0.829	9	
D 77 Connell, Jamie	0 1	0 0	0 1	0.000	0 0	2 0	2 0	1.000	2 1	0.667	0 0	0.0	3	0.000	2	
D 78 Cotton, Barbara	2 5	2 8	4 13	0.235	5 2	5 5	10 7	0.588	14 20	0.412	0 0	12.0	34	0.353	10	

	Singles 301		Singles Cricket		Singles Record		Singles Win %-age	Doubles Cricket		Doubles 501		Doubles Record		Doubles Win %-age	Sngls + Dbls Record		Sngls + Dbls Win %-age	Tiebreaker Ws		Tiebreaker Ls	All-Star Points	Games Played	All-Star Point Average	Matches Played
E1/ Game of Throws	33	27	33	27	66	54	0.550	18	12	19	11	37	23	0.617	140	100	0.583	5	0	88.0	240	0.367		
E 10 Bordeau, Eric	3	6	2	5	5	11	0.313	4	4	5	3	9	7	0.563	14	18	0.438	1	0	13.5	32	0.422	8	
E 11 Montesi, Chris	9	1	7	3	16	4	0.800	7	3	4	5	11	8	0.579	27	12	0.692	1	0	15.0	39	0.385	10	
E 12 Rudy, Jeff	9	2	10	1	19	3	0.864	7	3	6	4	13	7	0.650	32	10	0.762	1	0	28.5	42	0.679	10	
E 13 Smelik, Gene	3	6	4	5	7	11	0.389	6	3	6	2	12	5	0.706	19	16	0.543	0	0	10.0	35	0.286	9	
E 14 Smelik, Pat	5	3	5	3	10	6	0.625	6	2	7	1	13	3	0.813	23	9	0.719	0	0	9.5	32	0.297	8	
E 15 Reigher, Marty	1	1	1	2	2	3	0.400	0	3	1	2	1	5	0.167	3	8	0.273	0	0	1.0	11	0.091	4	
E 16 Moore, Chris	2	7	1	3	3	10	0.231	3	4	5	2	8	6	0.571	11	16	0.407	1	0	3.0	27	0.111	8	
E 17 Compton, Russ	1	1	3	5	4	6	0.400	3	2	4	3	7	5	0.583	11	11	0.500	1	0	7.5	22	0.341	8	
E 18 Jessup, Pete	0	0	0	0	0	0	---	0	0	0	0	0	0	---	0	0	---	0	0	0.0	0	---	0	
E2/ Just the Tip	26	34	31	29	57	63	0.475	14	16	19	11	33	27	0.550	123	117	0.513	0	0	113.0	240	0.471		
E 20 Cashin, Jeff	2	2	9	0	11	2	0.846	5	4	5	4	10	8	0.556	21	10	0.677	0	0	35.0	31	1.129	9	
E 21 Adams, Brad	1	0	7	2	8	2	0.800	6	3	8	1	14	4	0.778	22	6	0.786	0	0	25.5	28	0.911	9	
E 22 Stoakes, Eric	0	4	3	4	3	8	0.273	2	3	2	2	4	5	0.444	7	13	0.350	0	0	2.5	20	0.125	7	
E 23 Stuckey, Rob	4	4	2	7	6	11	0.353	4	4	6	2	10	6	0.625	16	17	0.485	0	0	11.5	33	0.348	9	
E 24 Palmisano, Andrew	3	3	5	4	8	7	0.533	4	4	4	4	8	8	0.500	16	15	0.516	0	0	7.0	31	0.226	9	
E 25 Champion, Steve	3	4	0	2	3	6	0.333	0	3	3	2	3	5	0.375	6	11	0.353	0	0	5.5	17	0.324	8	
E 26 Theleman, Dave	3	6	0	2	3	8	0.273	3	5	2	3	5	8	0.385	8	16	0.333	0	0	10.0	24	0.417	9	
E 27 Bartell, B.J.	4	2	3	3	7	5	0.583	2	2	1	1	3	3	0.500	10	8	0.556	0	0	4.5	18	0.250	6	
E 28 Landrum, Jon	3	5	2	3	5	8	0.385	0	4	4	2	4	6	0.400	9	14	0.391	0	0	6.5	23	0.283	8	
E 29 Nourse, Andy	3	4	0	2	3	6	0.333	2	0	3	1	5	1	0.833	8	7	0.533	0	0	5.0	15	0.333	7	
E3/ Why So Serious?	41	19	38	22	79	41	0.658	24	6	17	13	41	19	0.683	161	79	0.671	0	8	136.0	240	0.567		
E 30 Cannizzaro, Anthony	3	2	8	1	11	3	0.786	9	0	7	2	16	2	0.889	27	5	0.844	0	1	27.5	32	0.859	9	
E 31 Cannizzaro, Tyler	4	0	4	3	8	3	0.727	2	2	4	4	6	6	0.500	14	9	0.609	0	1	15.5	23	0.676	9	
E 32 Leonard, Bill	3	4	3	0	6	4	0.600	3	3	1	2	4	5	0.444	10	9	0.526	0	1	7.0	19	0.368	7	
E 33 Blanchard, Jeff	6	2	1	2	7	4	0.636	2	1	3	4	5	5	0.500	12	9	0.571	0	0	6.5	21	0.310	8	
E 34 Havens, Lincoln	4	3	0	3	4	6	0.400	4	4	1	2	5	6	0.455	9	12	0.429	0	1	5.5	21	0.262	8	
E 35 Havens, Matt	2	2	1	4	3	6	0.333	1	1	1	3	2	4	0.333	5	10	0.333	0	1	7.5	15	0.500	7	
E 36 Bumpass, Mike	5	2	8	2	13	4	0.765	10	0	8	2	18	2	0.900	31	6	0.838	0	1	17.5	37	0.473	10	
E 37 Cole, Mike	8	2	9	1	17	3	0.850	8	1	5	3	13	4	0.765	30	7	0.811	0	1	33.0	37	0.892	10	
E 38 Rice, Teddy	6	2	4	6	10	8	0.556	9	0	4	4	13	4	0.765	23	12	0.657	0	1	16.0	35	0.457	10	
E4/ Red-eye Rangers	29	31	31	29	60	60	0.500	17	13	11	19	28	32	0.467	116	124	0.483	0	7	81.5	240	0.340		
E 40 Kunes, Joe	4	4	0	3	4	7	0.364	2	5	0	4	2	9	0.182	6	16	0.273	0	1	2.0	22	0.091	10	
E 41 Rouse, Chuck	1	7	0	4	1	11	0.083	1	2	1	5	2	7	0.222	3	18	0.143	0	1	3.0	21	0.143	9	
E 42 Mitchell, Bill	1	3	1	5	2	8	0.200	1	5	2	4	3	9	0.250	5	17	0.227	0	1	5.0	22	0.227	10	
E 43 Kirkpatrick, Scott	7	3	7	3	14	6	0.700	6	4	6	3	12	7	0.632	26	13	0.667	0	1	16.5	39	0.423	10	
E 44 Raper, Jeromie	5	3	5	4	10	7	0.588	5	3	5	3	10	6	0.625	20	13	0.606	0	0	12.5	33	0.379	9	
E 45 Millican, Craig	1	2	2	1	3	3	0.500	1	2	1	1	2	3	0.400	5	6	0.455	0	0	5.0	11	0.455	3	
E 46 Powell, Mark	3	5	5	5	8	10	0.444	7	3	2	7	9	10	0.474	17	20	0.459	0	1	11.5	37	0.311	10	
E 47 Powell, Zach	6	3	8	0	14	3	0.824	8	1	4	5	12	6	0.667	26	9	0.743	0	1	21.5	35	0.614	9	
E 48 Ellison, Patrick	1	1	3	4	4	5	0.444	3	1	1	6	4	7	0.364	8	12	0.400	0	1	4.5	20	0.225	8	
E5/ Shark Shooters	34	32	36	30	70	62	0.530	14	19	17	16	31	35	0.470	132	132	0.500	9	7	113.0	264	0.428		
E 50 Stacy, Rod	1	2	4	1	5	3	0.625	4	4	5	3	9	7	0.563	14	10	0.583	1	0	7.5	24	0.313	9	
E 51 Stacy, Michelle	6	3	2	3	8	6	0.571	0	5	4	5	4	10	0.286	12	16	0.429	1	0	6.0	28	0.214	10	
E 52 Mitchell, Liz	1	3	2	4	3	7	0.300	2	4	3	3	5	7	0.417	8	14	0.364	1	0	8.5	22	0.386	9	
E 53 Anderson, Ryan	9	2	9	2	18	4	0.818	5	6	8	3	13	9	0.591	31	13	0.705	1	1	25.0	44	0.568	11	
E 54 Mercer, Dave	3	6	5	2	8	8	0.500	5	2	2	2	7	4	0.636	15	12	0.556	1	1	14.5	27	0.537	9	
E 55 Taylor, Eric	4	4	3	4	7	8	0.467	3	4	3	5	6	9	0.400	13	17	0.433	1	1	9.0	30	0.300	9	
E 56 Weimers, Drew	0	0	0	1	0	1	0.000	0	1	0	0	0	1	0.000	0	2	0.000	0	1	0.0	2	0.000	1	
E 57 Dzengeleski, Julie	0	3	1	6	1	9	0.100	2	3	4	4	6	7	0.462	7	16	0.304	1	1	8.0	23	0.348	10	
E 58 Dzengeleski, Jimmy	5	4	3	5	8	9	0.471	1	6	3	4	4	10	0.286	12	19	0.387	1	1	13.5	31	0.435	10	
E 59 Welborn, Tim	5	5	7	2	12	7	0.632	6	3	2	3	8	6	0.571	20	13	0.606	1	1	21.0	33	0.636	10	
E6/ Taylor and the Swinging Richard	21	39	25	35	46	74	0.383	9	21	9	21	18	42	0.300	82	158	0.342	17	0	80.5	240	0.335		
E 60 Gagner, Chris	3	6	5	5	8	11	0.421	5	5	6	2	11	7	0.611	19	18	0.514	2	0	11.5	37	0.311	10	
E 61 Theall, Ken	1	1	0	2	1	3	0.250	0	1	0	0	0	1	0.000	1	4	0.200	1	0	1.0	5	0.200	3	
E 62 Caldwell, Taylor	1	7	5	2	6	9	0.400	2	8	1	4	3	12	0.200	9	21	0.300	2	0	12.0	30	0.400	10	
E 63 Dehnel, Sebastian	1	6	3	6	4	12	0.250	2	7	1	8	3	15	0.167	7	27	0.206	2	0	14.5	34	0.426	9	
E 64 Loooney, JoDon	3	6	2	6	5	12	0.294	2	7	2	5	4	12	0.250	9	24	0.273	2	0	7.5	33	0.227	10	
E 65 Zuttel, Joe	1	5	0	0	1	5	0.167	0	0	1	7	1	7	0.125	2	12	0.143	2	0	0.0	14	0.000	8	
E 66 Swartzel, David	4	4	1	4	5	8	0.385	2	5	1	3	3	8	0.273	8	16	0.333	2	0	4.5	24	0.188	8	
E 67 Hadley, Chris	5	1	5	4	10	5	0.667	5	4	6	3	11	7	0.611	21	12	0.636	2	0	18.0	33	0.545	9	
E 68 Neff, Josh	0	0	3	3	3	3	0.500	0	4	0	5	0	9	0.000	3	12	0.200	1	0	8.0	15	0.533	6	
E 69 Zuttel, Paul	2	3	1	3	3	6	0.333	0	1	0	5	0	6	0.000	3	12	0.200	1	0	3.5	15	0.233	6	
E7/ Chalker's Nightmare	32	34	22	44	54	78	0.409	12	21	16	17	28	38	0.424	110	154	0.417	0	6	128.5	264	0.487		
E 70 Moulden, Jeremy	6	4	1	8	7	12	0.368	2	8	6	5	8	13	0.381	15	25	0.375	0	1	14.0	40	0.350	9	
E 71 Ball, Pat	8	6	3	9	11	15	0.423	3	8	4	7	7	15	0.318	18	30	0.375	0	1	17.5	48	0.365	11	
E 72 Zelinack, Jason	7	2	8	0	15	2	0.882	4	4	4	4	8	8	0.500	23	10	0.697	0	1	51.0	33	1.545	9	
E 73 Berman, Brian	1	4	1	6	2	10	0.167	0	7	3	3	3	10	0.231	5	20								

	Singles 301		Singles Cricket		Singles Record		Singles Win %-age	Doubles Cricket		Doubles 501		Doubles Record		Doubles Win %-age	Sngls + Dbls Record		Sngls + Dbls Win %-age	Tiebreaker Ws		Tiebreaker Ls		All-Star Points	Games Played	All-Star Point Average	Matches Played
F1/ Hump Day!	36	24	35	25	71	49	0.592	16	14	14	16	30	30	0.500	131	109	0.546	7	0	90.0	240	0.375			
F 10 Rutten, Pete	4	5	3	3	7	8	0.467	4	3	6	2	10	5	0.667	17	13	0.567	1	0	5.0	30	0.167	10		
F 11 Deemer, Randy	6	2	9	0	15	2	0.882	5	4	3	6	8	10	0.444	23	12	0.657	1	0	21.5	35	0.614	10		
F 12 Baldwin, Randy	4	0	5	0	9	0	1.000	3	2	1	2	4	4	0.500	13	4	0.765	0	0	9.0	17	0.529	5		
F 13 Todd, Patrick	3	6	1	7	4	13	0.235	4	5	5	3	9	8	0.529	13	21	0.382	1	0	10.0	34	0.294	10		
F 14 Bush, Jim	1	5	0	1	1	6	0.143	0	1	1	2	1	3	0.250	2	9	0.182	1	0	4.0	11	0.364	6		
F 15 Warshawsky, Larry	3	2	1	4	4	6	0.400	3	2	2	5	5	7	0.417	9	13	0.409	1	0	6.5	22	0.295	7		
F 16 McEwen, William	6	3	4	6	10	9	0.526	5	3	6	3	11	6	0.647	21	15	0.583	1	0	12.5	36	0.347	10		
F 17 Moore, Mark	1	0	3	4	4	4	0.500	3	4	2	3	5	7	0.417	9	11	0.450	1	0	10.5	20	0.525	7		
F 18 Krestalude, Andy	8	1	9	0	17	1	0.944	5	4	2	6	7	10	0.412	24	11	0.686	0	0	11.0	35	0.314	9		
F2/ The Coral Reefers	26	40	23	43	49	83	0.371	9	24	16	17	25	41	0.379	99	165	0.375	0	5	74.0	264	0.280			
F 20 Thorne, Marshall	5	1	4	5	9	6	0.600	1	6	4	4	5	10	0.333	14	16	0.467	0	0	9.5	30	0.317	9		
F 21 Thorne, Jake	1	8	4	3	5	11	0.313	4	4	5	5	9	9	0.500	14	20	0.412	0	0	9.5	34	0.279	9		
F 22 Colton, Mitch	0	6	1	5	1	11	0.083	1	4	2	4	3	8	0.273	4	19	0.174	0	0	8.5	23	0.370	6		
F 23 Carroll, Josh	1	0	0	1	1	1	0.500	0	1	0	0	0	1	0.000	1	2	0.333	0	0	0.0	3	0.000	1		
F 24 Jarvah, Sean	7	2	3	6	10	8	0.556	3	6	3	3	6	9	0.400	16	17	0.485	0	1	12.0	33	0.364	9		
F 25 Patskoski, Jason	5	2	2	5	7	7	0.500	1	5	5	2	6	7	0.462	13	14	0.481	0	1	9.0	27	0.333	7		
F 26 Britt, Jacob	3	6	6	3	9	9	0.500	3	6	5	4	8	10	0.444	17	19	0.472	0	1	8.0	36	0.222	9		
F 27 Smith, Van	2	5	3	4	5	9	0.357	2	6	4	4	6	10	0.375	11	19	0.367	0	1	13.5	30	0.450	9		
F 28 Hodge, Eric	2	8	0	8	2	16	0.111	3	7	4	6	7	13	0.350	9	29	0.237	0	1	4.0	38	0.105	11		
F 29 Hodge, Alex	0	2	0	3	0	5	0.000	0	3	0	2	0	5	0.000	0	10	0.000	0	0	0.0	10	0.000	3		
F3/ Death Throw	30	30	28	32	58	62	0.483	16	14	14	16	30	30	0.500	118	122	0.492	7	0	90.5	240	0.377			
F 30 Willis, Tolson	5	4	5	4	10	8	0.556	7	2	6	4	13	6	0.684	23	14	0.622	1	0	16.5	37	0.446	9		
F 31 Hogan, Neal	2	6	4	4	6	10	0.375	3	5	3	5	6	10	0.375	12	20	0.375	1	0	8.5	32	0.266	8		
F 32 Bosier, Sean	8	2	8	2	16	4	0.800	7	3	6	4	13	7	0.650	29	11	0.725	1	0	21.0	40	0.525	10		
F 33 Thompson, Ben	2	0	1	1	3	1	0.750	1	1	0	1	1	2	0.333	4	3	0.571	0	0	3.5	7	0.500	2		
F 34 Mathews, Dave	4	6	4	5	8	11	0.421	4	6	3	7	7	13	0.350	15	24	0.385	1	0	16.5	39	0.423	10		
F 35 Willis, Zack	1	1	0	1	1	2	0.333	1	1	1	1	2	2	0.500	3	4	0.429	0	0	2.5	7	0.357	2		
F 36 Willis, Angie	1	6	0	4	1	10	0.091	1	1	4	2	5	3	0.625	6	13	0.316	1	0	1.0	19	0.053	8		
F 37 Mathews, Olivia	5	5	5	5	10	10	0.500	5	6	4	6	9	12	0.429	19	22	0.463	1	0	18.0	41	0.439	10		
F 38 Young, Mark "Crowbar"	2	0	1	6	3	6	0.333	3	3	1	2	4	5	0.444	7	11	0.389	1	0	3.0	18	0.167	7		
F4/ Bulls On Parade	32	34	41	25	73	59	0.553	26	7	20	13	46	20	0.697	165	99	0.625	7	0	112.0	264	0.424			
F 40 Updyke, Jerry	5	5	7	2	12	7	0.632	8	1	3	4	11	5	0.688	23	12	0.657	1	0	14.5	35	0.414	10		
F 41 Additon, Chris	1	7	3	3	4	10	0.286	5	4	7	2	12	6	0.667	16	16	0.500	1	0	14.0	32	0.438	10		
F 42 Cook, Dan	0	1	3	1	3	2	0.600	2	1	2	1	4	2	0.667	7	4	0.636	0	0	2.0	11	0.182	5		
F 43 Hall, Jon	8	2	5	4	13	6	0.684	8	2	4	6	12	8	0.600	25	14	0.641	1	0	17.5	39	0.449	10		
F 44 Heath, John	7	4	10	1	17	5	0.773	10	0	8	2	18	2	0.900	35	7	0.833	1	0	26.0	42	0.619	11		
F 45 Hollar, David	4	5	3	4	7	9	0.438	3	2	3	4	6	6	0.500	13	15	0.464	1	0	6.5	28	0.232	9		
F 46 Whitley, Brian	7	4	8	3	15	7	0.682	10	1	8	3	18	4	0.818	33	11	0.750	1	0	21.5	44	0.489	11		
F 47 Wrenn, Cameron	0	6	2	7	2	13	0.133	6	3	5	4	11	7	0.611	13	20	0.394	1	0	10.0	33	0.303	11		
F5/ Accoutrement Stuff	28	32	31	29	59	61	0.492	9	21	17	13	26	34	0.433	111	129	0.463	0	25	89.0	240	0.371			
F 50 Strickland, Jon	3	3	2	4	5	7	0.417	2	5	5	3	7	8	0.467	12	15	0.444	0	3	5.5	27	0.204	10		
F 51 Wissinger, Wes	7	3	7	2	14	5	0.737	5	5	8	1	13	6	0.684	27	11	0.711	0	3	23.0	38	0.605	10		
F 52 Kyle, Mike	3	5	4	2	7	7	0.500	1	2	3	3	4	5	0.444	11	12	0.478	0	3	4.5	23	0.196	8		
F 53 Port, Brian	3	5	5	4	8	9	0.471	2	6	6	2	8	8	0.500	16	17	0.485	0	3	13.0	33	0.394	10		
F 54 Keleher, John	1	2	3	2	4	4	0.500	1	5	2	3	3	8	0.273	7	12	0.368	0	3	8.0	19	0.421	7		
F 55 Ferguson, Travis	2	2	2	1	4	3	0.571	0	4	0	3	0	7	0.000	4	10	0.286	0	2	3.5	14	0.250	4		
F 56 Beene, Ryan	3	2	1	4	4	6	0.400	1	6	4	3	5	9	0.357	9	15	0.375	0	1	4.5	24	0.188	8		
F 57 Budd, Shawn	3	4	4	5	7	9	0.438	4	3	2	3	6	6	0.500	13	15	0.464	0	3	10.5	28	0.375	10		
F 58 Murphy, Tom	3	6	3	3	6	9	0.400	2	6	3	5	5	11	0.313	11	20	0.355	0	3	13.0	31	0.419	10		
F 59 Cefola, Anthony	0	0	0	2	0	2	0.000	0	0	1	0	1	0	1.000	1	2	0.333	0	1	3.5	3	1.167	2		
F6/ Sofa Kings	29	31	24	36	53	67	0.442	14	16	11	19	25	35	0.417	103	137	0.429	6	0	89.0	240	0.371			
F 60 Keim, Roger	3	5	6	2	9	7	0.563	2	5	3	4	5	9	0.357	14	16	0.467	0	0	10.5	30	0.350	8		
F 61 Alcon, Tony	4	5	2	7	6	12	0.333	8	1	3	6	11	7	0.611	17	19	0.472	1	0	13.0	36	0.361	9		
F 62 Groves, Phil	0	0	0	1	0	1	0.000	0	1	1	0	1	1	0.500	1	2	0.333	1	0	1.0	3	0.333	1		
F 63 Bozza, Doug	4	4	4	5	8	9	0.471	3	6	6	3	9	9	0.500	17	18	0.486	1	0	25.0	35	0.714	9		
F 64 Moore, Ken	2	7	2	4	4	11	0.267	2	6	2	7	4	13	0.235	8	24	0.250	1	0	7.5	32	0.234	10		
F 65 Plotkin, Jeremy	7	3	5	4	12	7	0.632	6	4	4	5	10	9	0.526	22	16	0.579	1	0	16.0	38	0.421	10		
F 66 Hommel, Darren	5	4	3	7	8	11	0.421	4	5	2	6	6	11	0.353	14	22	0.389	1	0	11.5	36	0.319	10		
F 67 Scott, Chris	4	3	2	6	6	9	0.400	3	4	1	7	4	11	0.267	10	20	0.333	0	0	4.5	30	0.150	9		
F7/ Don't Hit The Scorekeeper	35	25	34	26	69	51	0.575	18	12	16	14	34	26	0.567	137	103	0.571	0	0	99.5	240	0.415			
F 70 Knight, Romuald	5	1	5	5	10	6	0.																		

	Singles 301		Singles Cricket		Singles Record		Singles Win %-age	Doubles Cricket		Doubles 501		Doubles Record		Doubles Win %-age	Sngls + Dbls Record		Sngls + Dbls Win %-age	Tiebreaker Ws		Tiebreaker Ls	All-Star Points	Games Played	All-Star Point Average	Matches Played
G1/ Old Darting Bastards	32	28	29	31	61	59	0.508	18	12	15	15	33	27	0.550	127	113	0.529	8	0	89.5	240	0.373		
G 10 Cornell, Blaine	1	1	2	1	3	2	0.600	3	5	3	4	6	9	0.400	9	11	0.450	1	0	4.0	20	0.200	9	
G 11 Metivier, Sam	7	2	5	5	12	7	0.632	3	7	6	4	9	11	0.450	21	18	0.538	1	0	13.5	39	0.346	10	
G 12 Barbour, Bryan	0	3	0	1	0	4	0.000	4	0	1	1	5	1	0.833	5	5	0.500	1	0	3.0	10	0.300	4	
G 13 Millius, Mike	4	3	3	2	7	5	0.583	3	3	5	1	8	4	0.667	15	9	0.625	1	0	14.5	24	0.604	8	
G 14 Musil, Dylan	8	2	8	2	16	4	0.800	7	3	4	6	11	9	0.550	27	13	0.675	1	0	26.5	40	0.663	10	
G 15 Smith, Jon	2	1	0	3	2	4	0.333	3	0	2	1	5	1	0.833	7	5	0.583	0	0	5.0	12	0.417	3	
G 16 Close, Eddie	1	5	4	5	5	10	0.333	8	1	6	2	14	3	0.824	19	13	0.594	1	0	7.5	32	0.234	9	
G 17 Furdon, Matt	4	3	3	4	7	7	0.500	3	3	3	5	6	8	0.429	13	15	0.464	1	0	6.5	28	0.232	10	
G 18 Furdon, Jenny	3	3	1	6	4	9	0.308	0	1	0	2	0	3	0.000	4	12	0.250	0	0	4.0	16	0.250	9	
G 19 Merritt, Kate	2	5	3	2	5	7	0.417	2	1	0	4	2	5	0.286	7	12	0.368	1	0	5.0	19	0.263	9	
G2/ Banging The Wire	29	31	30	30	59	61	0.492	12	18	19	11	31	29	0.517	121	119	0.504	0	29	84.5	240	0.352		
G 20 Bowen, Andy	4	3	5	3	9	6	0.600	4	4	7	2	11	6	0.647	20	12	0.625	0	3	23.0	32	0.719	9	
G 21 Prosser, Brad	3	6	4	2	7	8	0.467	2	4	4	3	6	7	0.462	13	15	0.464	0	4	10.0	28	0.357	10	
G 22 White, John	7	3	5	5	12	8	0.600	4	6	6	3	10	9	0.526	22	17	0.564	0	3	16.0	39	0.410	10	
G 23 Williams, Kelsey	2	6	1	4	3	10	0.231	1	3	3	3	4	6	0.400	7	16	0.304	0	4	1.0	23	0.043	9	
G 24 Dubose, Chris	5	1	4	2	9	3	0.750	1	6	4	0	5	6	0.455	14	9	0.609	0	4	8.5	23	0.370	7	
G 25 Stark, Parker	2	2	4	3	6	5	0.545	3	4	3	0	6	4	0.600	12	9	0.571	0	3	7.5	21	0.357	7	
G 26 Ferri, Chris	1	3	2	4	3	7	0.300	1	4	3	4	4	8	0.333	7	15	0.318	0	3	1.0	22	0.045	8	
G 27 Miller, Devin	0	2	0	1	0	3	0.000	1	2	1	2	2	4	0.333	2	7	0.222	0	1	0.0	9	0.000	5	
G 28 Rollins, Calvin	5	4	5	4	10	8	0.556	6	3	4	5	10	8	0.556	20	16	0.556	0	2	17.5	36	0.486	9	
G 29 Lukach, Gwen	0	1	0	2	0	3	0.000	1	0	3	0	4	0	1.000	4	3	0.571	0	2	0.0	7	0.000	3	
G3/ Wayne Gretzky	30	30	34	26	64	56	0.533	13	17	12	18	25	35	0.417	114	126	0.475	8	0	107.0	240	0.446		
G 30 Wilson, Misty	2	8	0	1	2	9	0.182	0	2	1	8	1	10	0.091	3	19	0.136	1	0	0.0	22	0.000	10	
G 31 Wilson, Jonathan	0	0	2	3	2	3	0.400	5	1	3	4	8	5	0.615	10	8	0.556	1	0	13.0	18	0.722	7	
G 32 Gaines, Lauren	2	8	1	6	3	14	0.176	0	5	1	9	1	14	0.067	4	28	0.125	1	0	5.0	32	0.156	10	
G 33 Gaines, Bryan	5	5	7	3	12	8	0.600	6	4	5	2	11	6	0.647	23	14	0.622	1	0	8.5	37	0.230	10	
G 34 Rigert, Joe, Sr.	8	2	7	3	15	5	0.750	6	4	6	4	12	8	0.600	27	13	0.675	1	0	41.5	40	1.038	10	
G 35 Rigert, Joe, Jr.	0	0	0	0	0	0	---	0	0	0	0	0	0	---	0	0	---	0	0	0.0	0	---	0	
G 36 Finney, Dave	6	3	8	1	14	4	0.778	4	5	3	6	7	11	0.389	21	15	0.583	1	0	28.0	36	0.778	9	
G 37 Park, Ed	6	4	5	5	11	9	0.550	3	7	1	0	4	7	0.364	15	16	0.484	1	0	4.5	31	0.145	10	
G 38 Lee, Jack	1	0	4	4	5	4	0.556	2	6	4	3	6	9	0.400	11	13	0.458	1	0	6.5	24	0.271	8	
G4/ Irish Ton	31	29	26	34	57	63	0.475	19	11	17	13	36	24	0.600	129	111	0.538	6	0	84.0	240	0.350		
G 40 Cominole, Jeremy	3	4	2	4	5	8	0.385	3	5	1	4	4	9	0.308	9	17	0.346	0	0	13.5	26	0.519	8	
G 41 Rossbach, Mark	4	5	6	1	10	6	0.625	6	3	4	4	10	7	0.588	20	13	0.606	1	0	9.5	33	0.288	9	
G 42 Hillbrunner, Sherry	0	0	0	0	0	0	---	0	0	0	0	0	0	---	0	0	---	0	0	0.0	0	---	0	
G 43 Yarsawich, Bryan	1	4	0	6	1	10	0.091	2	3	5	1	7	4	0.636	8	14	0.364	1	0	1.0	22	0.045	9	
G 44 Bowser, Brian	4	4	4	2	8	6	0.571	7	1	6	1	13	2	0.867	21	8	0.724	0	0	7.5	29	0.259	8	
G 45 Perkins, Brytni	1	6	1	2	2	8	0.200	0	1	3	3	3	4	0.429	5	12	0.294	1	0	2.0	17	0.118	9	
G 46 Perkins, Heath	7	1	4	4	11	5	0.688	5	4	5	4	10	8	0.556	21	13	0.618	1	0	17.0	34	0.500	9	
G 47 Arno, Trey	0	1	1	6	1	7	0.125	2	1	2	2	4	3	0.571	5	10	0.333	0	0	2.0	15	0.133	7	
G 48 Mickler, Spencer	8	2	8	1	16	3	0.842	9	1	6	3	15	4	0.789	31	7	0.816	1	0	24.0	38	0.632	10	
G 49 Mickler, Madison	3	2	0	8	3	10	0.231	4	3	2	4	6	7	0.462	9	17	0.346	1	0	7.5	26	0.288	10	
G5/ All About That Bull!	33	27	29	31	62	58	0.517	13	17	13	17	26	34	0.433	114	126	0.475	0	0	84.5	240	0.352		
G 50 Tyler, Rob	3	5	0	3	3	8	0.273	2	3	2	7	4	10	0.286	7	18	0.280	0	0	6.5	25	0.260	9	
G 51 Voorhees, Cindy	4	4	3	5	7	9	0.438	0	6	1	5	1	11	0.083	8	20	0.286	0	0	13.0	28	0.464	8	
G 52 Gould, Craig	2	0	1	3	3	3	0.500	1	0	0	3	1	3	0.250	4	6	0.400	0	0	3.5	10	0.350	4	
G 53 Gorts, Tim	2	3	5	3	7	6	0.538	4	5	4	3	8	8	0.500	15	14	0.517	0	0	10.0	29	0.345	9	
G 54 Holland, Tom	5	4	8	1	13	5	0.722	7	2	7	2	14	4	0.778	27	9	0.750	0	0	28.5	36	0.792	9	
G 55 Neill, Greg	5	5	5	3	10	8	0.556	1	7	1	2	2	9	0.182	12	17	0.414	0	0	4.0	29	0.138	10	
G 56 Miller, Lloyd	3	1	2	4	5	5	0.500	4	3	3	5	7	8	0.467	12	13	0.480	0	0	5.0	25	0.200	8	
G 57 Peterson, Eric	4	2	1	3	5	5	0.500	2	3	1	4	3	7	0.300	8	12	0.400	0	0	3.5	20	0.175	6	
G 58 Rylah, Garrett	5	3	4	6	9	9	0.500	5	5	7	3	12	8	0.600	21	17	0.553	0	0	10.5	38	0.276	10	
G6/ Dr.unks	35	31	45	21	80	52	0.606	23	10	20	13	43	23	0.652	166	98	0.629	8	0	104.0	264	0.394		
G 60 Reece, Robert	8	3	1	1	9	4	0.692	2	0	7	2	9	2	0.818	18	6	0.750	1	0	1.0	24	0.042	11	
G 61 Gower, Jeremy	7	3	10	0	17	3	0.850	5	5	3	3	8	8	0.500	25	11	0.694	0	0	15.0	36	0.417	10	
G 62 Johnson, Timmy	3	5	5	3	8	8	0.500	4	3	6	1	10	4	0.714	18	12	0.600	1	0	10.0	30	0.333	11	
G 63 Upchurch, Joe	2	3	6	4	8	7	0.533	9	2	1	2	10	4	0.714	18	11	0.621	1	0	11.5	29	0.397	11	
G 64 Gouge, Shane	3	6	7	2	10	8	0.556	8	2	5	4	13	6	0.684	23	14	0.622	1	0	27.0	37	0.730	10	
G 65 Gouge, Susan	3	6	0	3	3	9	0.250	3	2	5	3	8	5	0.615	11	14	0.440	1	0	8.0	25	0.320	10	
G 66 Smale, John	1	1	4	6	5	7	0.417	6	2	3	3	9	5	0.643	14	12	0.538	1	0	3.0	26	0.115	10	
G 67 Murdock, Nick	6	3	10	1	16	4	0.800	9	2	5	3	14	5	0.737	30	9	0.76							

	Singles 301		Singles Cricket		Singles Record		Singles Win %-age	Doubles Cricket		Doubles 501		Doubles Record		Doubles Win %-age	Sngls + Dbls Record		Sngls + Dbls Win %-age	Tiebreaker Ws	Tiebreaker Ls	All-Star Points	Games Played	All-Star Point Average	Matches Played
H1/ Another Coach Creation	25	23	24	24	49	47	0.510	16	8	13	11	29	19	0.604	107	85	0.557	0	0	53.0	192	0.276	
H 10 Emerton, Eric	4	2	2	3	6	5	0.545	3	4	0	3	3	7	0.300	9	12	0.429	0	0	5.5	21	0.262	7
H 11 Barletta, Phil	0	1	1	2	1	3	0.250	2	1	2	0	4	1	0.800	5	4	0.556	0	0	2.5	9	0.278	3
H 12 Woodward, Dave	3	4	4	4	7	8	0.467	5	4	5	4	10	8	0.556	17	16	0.515	0	0	8.0	33	0.242	8
H 13 Ejlali, Shervin	3	3	1	5	4	8	0.333	3	4	2	3	5	7	0.417	9	15	0.375	0	0	4.0	24	0.167	7
H 14 Martin, Claude	3	2	2	3	5	5	0.500	3	0	2	4	5	4	0.556	10	9	0.526	0	0	2.5	19	0.132	6
H 15 Hamer, Andrew	5	1	3	1	8	2	0.800	6	0	5	1	11	1	0.917	19	3	0.864	0	0	13.0	22	0.591	6
H 16 Scott, Kevin	2	2	2	2	4	4	0.500	4	0	4	0	8	0	1.000	12	4	0.750	0	0	7.5	16	0.469	4
H 17 Turner, Kevin	3	4	7	0	10	4	0.714	5	3	5	3	10	6	0.625	20	10	0.667	0	0	8.0	30	0.267	8
H 18 Ago, Alvin	2	4	2	4	4	8	0.333	1	0	1	4	2	4	0.333	6	12	0.333	0	0	2.0	18	0.111	6
xx-H2/ The Groupers	0	0	0	0	0	0	---	0	0	0	0	0	0	---	0	0	---	0	0	0.0	0	---	
H 20 Stone, Ben	0	0	0	0	0	0	---	0	0	0	0	0	0	---	0	0	---	0	0	0.0	0	---	0
H 21 Stone, Terry	0	0	0	0	0	0	---	0	0	0	0	0	0	---	0	0	---	0	0	0.0	0	---	0
H 22 Davis, Jimmy	0	0	0	0	0	0	---	0	0	0	0	0	0	---	0	0	---	0	0	0.0	0	---	0
H 23 Dickens, Chad	0	0	0	0	0	0	---	0	0	0	0	0	0	---	0	0	---	0	0	0.0	0	---	0
H 24 Bloch, Jeremy	0	0	0	0	0	0	---	0	0	0	0	0	0	---	0	0	---	0	0	0.0	0	---	0
H 25 Warren, Tyler	0	0	0	0	0	0	---	0	0	0	0	0	0	---	0	0	---	0	0	0.0	0	---	0
H 26 Farakish, Jon	0	0	0	0	0	0	---	0	0	0	0	0	0	---	0	0	---	0	0	0.0	0	---	0
H 27 McQueen, Jamie	0	0	0	0	0	0	---	0	0	0	0	0	0	---	0	0	---	0	0	0.0	0	---	0
H3/ We're Sexy & We Throw It	14	34	12	36	26	70	0.271	7	17	7	17	14	34	0.292	54	138	0.281	0	0	36.0	192	0.188	
H 30 McNamara, Ken	5	3	8	0	13	3	0.813	4	4	7	2	11	6	0.647	24	9	0.727	0	0	15.5	33	0.470	8
H 31 Zarrelli, Karen	2	6	0	3	2	9	0.182	3	1	0	8	3	9	0.250	5	18	0.217	0	0	2.5	23	0.109	8
H 32 Coggins, Leigh	0	6	0	3	0	9	0.000	0	6	1	0	1	6	0.143	1	15	0.063	0	0	0.0	16	0.000	6
H 33 Bohanan, Heather	1	4	0	4	1	8	0.111	0	4	0	4	0	8	0.000	1	16	0.059	0	0	1.5	17	0.088	6
H 34 Prater, Brittani	1	1	1	3	2	4	0.333	1	3	1	2	2	5	0.286	4	9	0.308	0	0	6.5	13	0.500	4
H 35 VonLiene, Dawn	0	2	0	5	0	7	0.000	0	2	0	4	0	6	0.000	0	13	0.000	0	0	1.0	13	0.077	6
H 36 Crawford, Neal	4	3	3	4	7	7	0.500	2	5	1	6	3	11	0.214	10	18	0.357	0	0	8.0	28	0.286	7
H 37 Morlando, Jim	0	3	0	7	0	10	0.000	3	5	2	5	5	10	0.333	5	20	0.200	0	0	1.0	25	0.040	7
H 38 Matson, Eric	1	6	0	7	1	13	0.071	1	4	2	3	3	7	0.300	4	20	0.167	0	0	0.0	24	0.000	7
H4/ Tips & Shafts	27	27	28	26	55	53	0.509	15	12	11	16	26	28	0.481	107	109	0.495	0	6	64.5	216	0.299	
H 40 Borgna, Denise	0	0	1	2	1	2	0.333	0	2	1	1	1	3	0.250	2	5	0.286	0	0	0.0	7	0.000	4
H 41 Borgna, Andrew	0	2	1	3	1	5	0.167	4	0	0	4	4	4	0.500	5	9	0.357	0	1	4.0	14	0.286	4
H 42 Spencer, Kenny	2	6	3	5	5	11	0.313	1	6	1	3	2	9	0.182	7	20	0.259	0	0	3.5	27	0.130	8
H 43 Huffman, Inky	3	4	1	1	4	5	0.444	1	2	1	4	2	6	0.250	6	11	0.353	0	1	1.0	17	0.059	6
H 44 Jones, Jessica	0	1	0	2	0	3	0.000	1	1	1	2	2	3	0.400	2	6	0.250	0	0	0.0	8	0.000	3
H 45 Tompkins, Charles	5	4	8	1	13	5	0.722	5	4	5	4	10	8	0.556	23	13	0.639	0	1	20.5	36	0.569	9
H 46 Wilson, Matthew	8	1	5	4	13	5	0.722	8	1	6	3	14	4	0.778	27	9	0.750	0	1	19.0	36	0.528	9
H 47 Phillips, Britt	4	5	4	4	8	9	0.471	4	5	4	5	8	10	0.444	16	19	0.457	0	1	8.0	35	0.229	9
H 48 Letsch, Dempsey	5	4	5	4	10	8	0.556	6	3	3	6	9	9	0.500	19	17	0.528	0	1	8.5	36	0.236	9
H5/ Grip It Lightly	24	24	33	15	57	39	0.594	13	11	17	7	30	18	0.625	117	75	0.609	6	0	63.5	192	0.331	
H 50 Boutieller, Tina	2	2	3	3	5	5	0.500	1	3	4	2	5	5	0.500	10	10	0.500	1	0	4.5	20	0.225	7
H 51 Harper, C.E.	6	2	3	2	9	4	0.692	5	3	5	3	10	6	0.625	19	10	0.655	1	0	5.0	29	0.172	8
H 52 Davis, P.J.	3	3	8	0	11	3	0.786	5	3	6	2	11	5	0.688	22	8	0.733	1	0	19.5	30	0.650	8
H 53 Davis, Luc	4	2	6	1	10	3	0.769	3	3	5	2	8	5	0.615	18	8	0.692	1	0	16.5	26	0.635	7
H 54 Elliott, Chris	3	3	3	2	6	5	0.545	4	1	1	1	5	2	0.714	11	7	0.611	0	0	4.0	18	0.222	6
H 55 McCann, Amanda	0	4	1	4	1	8	0.111	3	4	3	1	6	5	0.545	7	13	0.350	1	0	1.0	20	0.050	7
H 56 Al-Hoory, Al Mothanna	4	2	5	0	9	2	0.818	3	3	6	0	9	3	0.750	18	5	0.783	1	0	6.5	23	0.283	6
H 57 Boutieller, Nick	2	6	4	3	6	9	0.400	2	2	4	3	6	5	0.545	12	14	0.462	0	0	6.5	26	0.250	8
H6/ The Neighborhood Dart Knights	33	27	28	32	61	59	0.508	11	19	13	17	24	36	0.400	109	131	0.454	0	0	55.5	240	0.231	
H 60 Osier, Emmalee	4	3	1	3	5	6	0.455	3	5	2	5	5	10	0.333	10	16	0.385	0	0	4.0	26	0.154	9
H 61 Markham, Jared	4	5	4	4	8	9	0.471	0	8	5	3	5	11	0.313	13	20	0.394	0	0	4.5	33	0.136	9
H 62 Amos, Terron	5	4	5	5	10	9	0.526	4	5	4	6	8	11	0.421	18	20	0.474	0	0	13.0	38	0.342	10
H 63 Swepson, Jerrell	1	1	2	4	3	5	0.375	1	2	2	2	3	4	0.429	6	9	0.400	0	0	2.0	15	0.133	6
H 64 Thomas, Tony	5	5	7	3	12	8	0.600	5	5	3	5	8	10	0.444	20	18	0.526	0	0	13.0	38	0.342	10
H 65 Welsh, David	5	4	3	5	8	9	0.471	5	5	4	6	9	11	0.450	17	20	0.459	0	0	4.0	37	0.108	10
H 66 Phillips, Josh	0	1	0	1	0	2	0.000	0	0	0	0	0	0	---	0	2	0.000	0	0	0.0	2	0.000	1
H 67 Hill, Drew	0	0	0	0	0	0	---	0	0	0	0	0	0	---	0	0	---	0	0	0.0	0	---	0
H 68 Gamble, Mark	6	3	5	4	11	7	0.611	3	6	4	2	7	8	0.467	18	15	0.545	0	0	11.5	33	0.348	9
H 69 Clow, Brandon	3	1	1	3	4	4	0.500	1	2	2	5	3	7	0.300	7	11	0.389	0	0	3.5	18	0.194	7
H7/ Darty Sanchez	30	18	27	21	57	39	0.594	15	9	16	8	31	17	0.646	119	73	0.620	0	0	54.0	192	0.281	
H 70 Trefzger, Mike	3	4	8	0	11	4	0.733	7	1	6	2	13	3	0.813	24	7	0.774	0	0	17.5	31	0.565	8
H 71 Trefzger, Eric	6	1	6	1	12	2	0.857	6	1	4	1	10	2	0.833	22	4	0.846	0	0	13.0	26	0.500	7
H 72 Maierhofer, Sean	1	2	0	2	1	4	0.200	0	2	2	1	2	3	0.400	3	7	0.300	0	0	0.0	10	0.000	3
H 73 Good																							