

Tons of Newsletter

Home to the Spring Session of the Raleigh Dart League for week #14, Wednesday, April 24, 2019 Issue #JK750
The "Sending Three Kids To College All In The Same Year Is A Pretty Scary Proposition" Edition

THIS WEEK'S SCORESHEET RETURNS

PLEASE, PLEASE, PLEASE, send me your scoresheet as quickly as possible this week. If you don't mail me your scoresheet on time, you could receive a scoresheet late mail-in penalty which may affect tournament seedings and would force me to make several phone calls in a huge hurry to re-locate teams in their tourney matches. That would not please me, and would not please the teams that are re-located. The easiest way to avoid that whole type of mess would be to scan or fax your scoresheet Thursday, or Friday morning at the latest. Thanks.

DIVISIONAL TOURNAMENT REMINDERS!!!!!!

- Tournament matches start at 7:00 p.m.!!! Plan accordingly!
- In the tournament, failure to field at least 4 players by 7:15 p.m. will result in forfeit of the match. (Note: teams are not allowed until the 8:15 p.m. time used in the regular season.)
- NO MATCHES ARE ALLOWED TO CHANGE VENUE!!!! Relocated matches will be ruled double forfeits!!
- All points are decided in a best-of-three format (except 1001).
- ADO rules on diddles = winner of the coin toss determines throwing order in the 1st game, loser of first game decides in 2nd game, loser of original coin toss decides in 3rd game.
- EMAIL ME (OR TEXT ME) THE WINNING SCORE!

RDL TRIVIA

Last week's question: *Last week* (clearly, two weeks ago now), *Chalker's Nightmare* won with only 4 players. How many times in the last 10 seasons has a double-shorthanded (for the entire match!) team won?

The answer: In the last 10 seasons (ok, well, technically one week short of 10 seasons, since we still have week 14 to play - and that is kind of a big one in 4-player-team wins, it appears), we have had a total of 16 wins by double-shorthanded squads. However... 5 of those 16 were won against another shorthanded team (and 1 of those was actually a matchup of two four-player groups!), so it's really only 11 wins against a full 6+-player opponent in that time. So that's 1.6 times per season counting them all, and only 1.1 times per season against a non-shorthanded opponent. Interestingly, a quarter of those 16 happened in week 14 - teams out of the hunt having a hard time getting their lesser players to attend, maybe? Anyway, a few other facts on this topic: #1 - we've had at least one four-player win for 9 consecutive seasons now; #2 - it occurs most often in B division (an astonishing 7 of those 16), but has not happened even once in A or G in that timespan; #3 - Fall '18 was the super-shorthanded king season, with 4 wins by those teams; and #4 - the largest margin of victory by a recent 4-player team was last season's 13-5 win by Dead Beats over Nine Lives.

This week's question(s): (the last of the season) **Tonight there is a head-to-head matchup for a spot in A division's top-six (and very likely a spot in A next season). In the past 45 seasons, how many of the 90 teams that finished with a top-two spot in B then finished in the top-six in A (if an 8-team division) or top-five (if a 7-team division) the following season? Also, how many times in those 45 seasons have BOTH top-two B teams climbed up to A and avoided a bottom-two finish in A that very next season?**

I can't believe this is my 750th issue of the Tons... three more seasons to a full quarter-century. That is really kinda nuts.

TOURNAMENT TONS NOTE

There will only be one Tournament Tons of Newsletter, so hang on to the one you get next week for all 3 matches

MINIMUM GAME REQUIREMENTS

Please do not forget that there are minimum numbers of games required in order to win awards for singles win percentage and all-star point average. These minimums are printed on page 4 of every issue of the Tons, so not being aware of them is your own fault. Make sure that any members of your team that are in the running for either of these awards play enough games if they are interested in trying to win either of those categories. [And please note that minimums for players on teams that received forfeit wins are lowered accordingly for both singles win percentages and all-star point averages. See page 4.]

ALSO DON'T FORGET...

...that each team member must play in 4 matches during the season to participate in the tournament. That number is 4 matches for all teams in all divisions, regardless of forfeits, byes, dropped teams, or whatever. You simply must throw in 4 matches. Four. No more... just four.

RDL HEADLINES

"Leaguewide": Only one award category still unclaimed
"A" Division: Element sweeps cricket to clinch A division for the 26th time (in the team's 32 seasons); Dartistic closes the gap on Monkeys just a bit in the race to stay in A in the fall
"B" Division: Things take the last 501 and the 1001 to sneak by Rif Raf, close in on B title; Irrelevant turns a 13-3 lead into a 13-11 win, weakening their pretty decent week 14 title shot
"C" Division: Cheap Shots, division point leaders, fall to 11-22 in DCkt, fall off the title pace in big loss to Bangin'; Menace takes out the Niners, ending their long run back to contention
"D" Division: Show Me just annihilates WINNAU to clinch D crown; which sets up a head-to-head fight for a top-two spot
"E" Division: Serious slowly pulls away from Rangers to lock in their E title; Just the Tip takes a back-and-forth nailbiter from Game of Throws, staking a claim to the #2 slot in the process
"F" Division: Bulls On Parade raced to the F title at 10-0, and now will go into the tournament without a win for the 27 days prior; Hump Day rolls Scorekeeper in doubles to lock in 2nd
"G" Division: Wire sweeps last 8 points to take out the Irish, handing control of the race back to Dr.unks; Old Darting keeps their shot alive with a win despite being swept in DCkt
"H" Division: Chris Collier's winner in the last 501 (a 28-out, with Grip It on 114) clinches H crown for newcomer Sanchez

Are you here looking for the lyrics quiz? Try page 6. The traditional week 14 giant-size quiz is there, along with some important reminder and our establishment addresses. There are also some columns on page 5, and a bunch of the usual stuff throughout the rest of the pages.

DIVISIONAL TEAM STANDINGS and MATCH RESULTS FROM WEEK 13 (4/17/19)

(Home team listed second in each match.)

		W	L	Pts.	Teams	Score	301	SCkt	DCkt	501	1001	ASPs	Short-handed?	Penalties
"A" Division	👤 The Unintimidated Element 🏆	13	0	246	Element	18	4	6	6	2	-	23.0	-	-
	👤 The Neighborhood Bullies	12	1	215	Darty Minds	6	2	0	0	4	-	17.0	-	-
	3 North Raleigh Alliance	8	5	161	Alliance	8	3	1	2	2	-	25.5	-	-
	4 Dead Beats	7	6	145	Bullies	16	3	5	4	4	-	33.0	-	-
	5 Lunatic Fringe	6	7	150	Dead Beats	15	5	2	4	4	-	21.0	-	-
	6 Jameson's Monkeys	3	10	113	Dartistic	9	1	4	2	2	-	20.5	-	-
	7 Dartistic Abandon	2	11	109	Monkeys	7	2	1	0	4	-	13.5	-	-
👤 Darty Minds	1	12	86	Fringe	17	4	5	6	2	-	26.5	-	-	
"B" Division	👤 Things That Bounce	10	3	183	Rif Raf	12	3	1	4	4	L	8.5	-	-
	2 Irrelevant Details	9	4	176	Things	12	3	5	2	2	W	11.0	-	-
	3 Rif Raf	8	5	168	Kiss This	11	0	3	2	6	-	14.0	-	-
	4 Kiss This Crüe	7	6	155	Irrelevant	13	6	3	4	0	-	11.5	-	-
	5 DD 214	6	7	145	Jedis	11	4	3	2	2	-	16.0	-	-
	6 Red Eyed Jedis	5	8	147	DD 214	13	2	3	4	4	-	12.0	-	-
	7 Shooter McGavin	5	8	144	McGavin	13	3	4	4	2	-	8.5	-	-
👤 One Armed Bandits	2	11	127	Bandits	11	3	2	2	4	-	10.0	-	-	
"C" Division	1 Consistently Inconsistent	8	3	145	Cheap Shots	9	3	4	0	2	-	17.0	-	-
	2 Bangin' the Neighbors	8	3	140	Bangin'	15	3	2	6	4	-	13.0	-	-
	3 Cheap Shots	7	4	145	Nine Lives	10	2	4	2	2	-	12.5	-	-
	4 Nine Lives	6	5	142	Menace	14	4	2	4	4	-	11.0	-	-
	5 Double In, Stumble Out	5	6	109	Stumble Out	12	4	2	0	6	W	12.5	-	-
	👤 Menace 2 Sobriety	3	8	108	Machine	12	2	4	6	0	L	14.5	-	-
	👤 Sharky's Machine	2	10	125	Inconsistent	-		(BYE)				-	-	-
"D" Division	👤 Show Me Your Tips 🏆	9	3	165	Show Me	20	5	5	4	6	-	15.0	-	-
	2 Bulls Up	7	4	148	WINNAU	4	1	1	2	0	-	14.5	-	-
	3 WINNAU	7	4	135	Cork	6	2	1	3	0	-	9.5	Yes	-
	4 Projectile Dysfunction	6	5	139	Projectile	15	3	4	2	6	-	8.5	-	-
	5 Big Bulls	6	5	133	Garage	8	1	1	2	4	-	11.5	-	-
	👤 Garage, Inc.	3	8	110	Big Bulls	16	5	5	4	2	-	12.5	-	-
	👤 My Cork Fell Out	1	10	89	Bulls Up	-		(BYE)				-	-	-
"E" Division	👤 Why So Serious? 🏆	9	2	176	Rangers	9	3	2	2	2	-	11.0	-	-
	2 Just the Tip	8	3	136	Serious?	15	3	4	4	4	-	17.5	-	-
	3 Game of Throws	7	4	144	Just the Tip	13	3	2	4	4	-	7.5	-	-
	4 Shark Shooters	6	6	146	Game	11	3	4	2	2	-	14.0	-	-
	5 Red-eye Rangers	4	7	125	Shark Shooters	14	2	4	4	4	-	8.5	-	-
	👤 Taylor & Swinging Richards	3	8	92	Taylor	10	4	2	2	2	-	9.0	-	-
	👤 Chalker's Nightmare	2	9	100	Nightmare	-		(BYE)				-	-	-
"F" Division	👤 Bulls On Parade 🏆	10	2	175	Parade	10	4	2	2	2	-	15.5	-	-
	👤 Hump Day!	8	3	147	Accountment	14	2	4	4	4	-	8.5	-	-
	3 Death Throw	6	5	127	Hump Day!	16	3	3	6	4	-	14.0	-	-
	4 Don't Hit The Scorekeeper	5	6	139	Scorekeeper	8	3	3	0	2	-	11.0	-	-
	5 Sofa Kings	5	6	113	Death Throw	12	3	3	4	2	-	6.0	-	-
	6 Accountment Stuff	4	7	125	Sofa Kings	10	3	2	2	3	-	6.5	Yes	-
	👤 The Coral Reefers	1	10	99	Reefers	-		(BYE)				-	-	-
"G" Division	1 Dr.unks	8	3	166	Wire	14	2	2	4	6	-	11.0	-	-
	2 Old Darting Bastards	8	3	140	Irish Ton	10	4	4	2	0	-	6.5	-	-
	3 Irish Ton	8	3	139	Old Darting	13	5	4	0	4	-	6.5	-	-
	4 Banging The Wire	5	6	135	Gretzky	11	1	2	6	2	-	10.5	-	-
	5 Wayne Gretzky	4	7	125	All About	9	1	2	2	4	-	4.0	2 short	-
	6 All About That Bull!	3	8	123	Quackers	12	5	3	4	0	-	4.5	-	-
	👤 Quackers	3	9	105	Dr.unks	-		(BYE)				-	-	-
"H" Division	👤 Darty Sanchez 🏆	10	1	164	Sanchez	13	3	2	4	4	-	11.0	-	-
	👤 Grip It Lightly	9	3	176	Grip It	11	3	4	2	2	-	10.0	-	-
	3 Another Coach Creation	7	4	156	We Throw It	6	2	0	0	4	-	9.0	-	-
	4 Tips & Shafts	6	5	138	Coach	18	4	6	6	2	-	9.0	-	-
	5 Neighborhood Dart Knights	6	5	93	Groupers	0		(automatic forfeit)					suspended for the season	-
	👤 We're Sexy & We Throw It	2	10	90	Tips & Shafts	16							-	-
	👤 xx-The Groupers	0	12	0	Dart Knights	-		(BYE)				-	-	-

🏆 = regular season division champion 🤝 = clinched "top-two" finish in division 🏆 = clinched "bottom-two" finish in division

"HOT DARTS"		
Player Name	Team Name	Hot Darts
"A" Division		
Gibson, Pat	Neighborhood Bullies	9m
Wilcox, Randy	Dead Beats	9m
Parker, Charles	Dead Beats	103-In
Zawrotniak, Joe	Lunatic Fringe	113-Out
Massengill, Chad	Unintimidated Element	4-dart 301
Gibson, Pat	Neighborhood Bull	10.5 ASPs
Elder, Craig	Neighborhood Bull	7.5 ASPs
Healy, Simon	Dartistic Abandon	7.5 ASPs
Mitchell, Sid	Lunatic Fringe	7.0 ASPs
Bennett, Will	Dartistic Abandon	6.0 ASPs
Tan, Wil	Unintimidated Eler	6.0 ASPs
Huffman, David	North Raleigh Allie	5.5 ASPs
Kilts, Jason	Unintimidated Eler	5.5 ASPs
Maccini, Billy	Darty Minds	5.5 ASPs
Phillips, Robbie	Unintimidated Eler	5.5 ASPs
Stewart, P.J.	Neighborhood Bull	5.5 ASPs
Work, Joe	North Raleigh Allie	5.5 ASPs
Jeffreys, Lee	Lunatic Fringe	5.0 ASPs
Zawrotniak, Joe	Lunatic Fringe	5.0 ASPs
Foushee, Eugene	Darty Minds	4.5 ASPs
Gelberg, Dave	Lunatic Fringe	4.5 ASPs
Keller, Tony	Dead Beats	4.5 ASPs
Massengill, Chad	Unintimidated Eler	4.5 ASPs
Wilcenski, Steve	North Raleigh Allie	4.5 ASPs
Wilcox, Randy	Dead Beats	4.5 ASPs
"B" Division		
Snyder, Mike	Things That Bounce	9m
Trefzger, Ken	One Armed Bandits	T71
Crumpler, Greg	Red Eyed Jedis	113-Out
Bathurst, Alyssa & Watson, Jeff, Jr.	Kiss This Crüe	24-dart 501

Phillips, Julie	Kiss This Crüe	6.0 ASPs
Goss, Matt	DD 214	5.0 ASPs
Ridenour, Ron	Red Eyed Jedis	5.0 ASPs
Murdaugh, John	Red Eyed Jedis	4.5 ASPs
Beaird, Tommy	DD 214	4.0 ASPs
Gallagher, Jim	Things That Bounce	4.0 ASPs
Trefzger, Ken	One Armed Bandit	4.0 ASPs
Can't remember what to call in for the 'Hot Darts' list here? Check out page 4 - the list of minimums is there EVERY week.		
"C" Division		
Schaefer, John	Sharky's Machine	5.5 ASPs
Fink, Scott	Sharky's Machine	5.0 ASPs
Romancheck, David	Nine Lives	4.5 ASPs
Citrak, Sheldon	Bangin' the Neighb	3.5 ASPs
Hudson, Dallas	Bangin' the Neighb	3.5 ASPs
Macias, Anthony	Double In, Stumble	3.5 ASPs
McCartney, Eric	Menace 2 Sobriety	3.5 ASPs
White, J.J.	Menace 2 Sobriety	3.5 ASPs
"D" Division		
Raquet, Mike	Show Me Your Tips	9m
Long, Gary & Morin, Deane	Garage, Inc	18-dart 501
Kubel, Nicole	WINNAU	5.0 ASPs
Gardner, Mike	Garage, Inc	4.5 ASPs
Bushman, Brad	Show Me Your Tip	4.0 ASPs
Fitzgerald, Dennis	Big Bulls	3.5 ASPs
Tant, J.J.	Projectile Dysfunct	3.5 ASPs
Toolan, Chris	Big Bulls	3.5 ASPs
"E" Division		
Bumpass, Mike	Why So Serious?	9m

Cannizzaro, Anthony &		
Bumpass, Mike	Why So Serious?	4-dart DCKT
Bumpass, Mike	Why So Serious?	4.0 ASPs
Rice, Teddy	Why So Serious?	4.0 ASPs
Smelik, Pat	Game of Throws	4.0 ASPs
Cole, Mike	Why So Serious?	3.5 ASPs
Montesi, Chris	Game of Throws	3.5 ASPs
Powell, Zach	Red-eye Rangers	3.5 ASPs
Stacy, Michelle	Shark Shooters	3.0 ASPs
"F" Division		
Hall, Jon	Bulls On Parade	T80
Russell, Jeff & Smith, Ron	Don't Hit the Scorekeeper	21-dart 501
Hall, Jon	Bulls On Parade	5.5 ASPs
Krestalude, Andy	Hump Day!	5.0 ASPs
Vick, Justin	Don't Hit the Score	4.5 ASPs
Deemer, Randy	Hump Day!	4.0 ASPs
Heath, John	Bulls On Parade	3.5 ASPs
Russell, Jeff	Don't Hit the Score	3.5 ASPs
Updyke, Jerry	Bulls On Parade	3.5 ASPs
Wissinger, Wes	Accoutrement Stufi	3.5 ASPs
Warshawsky, Larry	Hump Day!	3.0 ASPs
"G" Division		
Rollins, Calvin	Banging The Wire	3.5 ASPs
Finney, Dave	Wayne Gretzky	3.0 ASPs
Rigert, Joe, Sr.	Wayne Gretzky	3.0 ASPs
"H" Division		
Wernet, Brad	Darty Sanchez	110-In
Wernet, Brad	Darty Sanchez	4.0 ASPs
Barletta, Phil	Another Coach Cre	3.5 ASPs
Davis, P.J.	Grip It Lightly	3.5 ASPs
McNamara, Ken	We're Sexy & We'	3.5 ASPs
Davis, Luc	Grip It Lightly	3.0 ASPs
Bohanan, Heather	We're Sexy & We'	2.5 ASPs

DIVISIONAL TROPHY DART CATEGORIES

	A division	B division	C division	D division	E division	F division	G division	H division
High In (301 first turn only!)	Ton-60 Chad Massengill ...Element (1/23) Kyle Gauthier Dead Beats	Ton-40 (3/27/19) Andy Sheer Things That Bounce	Ton-20 (4/3/19) Chris Haynes Consistently Inconsistent	Ton-32 (3/13/19) Mike McWhorter Big Bulls	Ton-42 (3/13/19) Mike Cole Why So Serious?	Ton-52 Andy Krestalude Hump Day! (1/23) Shawn Budd Accoutrement(2/27)	Ton-04 (1/30/19) Brad Prosser Banging The Wire	Ton-10 (4/17/19) Brad Wernet Darty Sanchez
High Out (301/501/1001)	Ton-49 (3/20/19) Cody Lange North Ral. Alliance	Ton-39 (2/27/19) Jim White One Armed Bandits	Ton-18 (4/10/19) Bob James Cheap Shots	Ton-08 (3/20/19) Mike Gardner Garage, Inc.	Ton-20 (3/20/19) Tim Welborn Shark Shooters	Ton-20 (1/30/19) John Heath Bulls On Parade	Ton-08 (3/13/19) Dave Finney Wayne Gretzky	Ton-20 (2/27/19) Kevin Turner Another Coach...
Fast Singles 301	8 darts (3/27/19) Kyle Gauthier Dead Beats	9 darts (2/27/19) Jeremy Limerick Irrelevant Details	11 darts (3/6/19) Bob James Cheap Shots	10 darts (2/6/19) Chris Toolan Big Bulls	11 darts Jason Zelinack Chalker's Nightmare (twice! - 1/30, 3/6)	11 darts (1/23/19) Phillip Shearin Don't Hit the Scorekeeper	14 darts Jon Smith Old Darting... (1/19) Tim Ellis Quackers (2/13) Joe Rigert, Sr.	10 darts (4/3/19) Kevin Turner Another Coach Creation
Fast Singles Cricket	17 darts (3/20/19) Michael Johnson The Neighborhood Bullies	16 darts (2/20/19) Jeff Fournier Irrelevant Details	14 darts (1/30/19) Tim McNamara Consistently Inconsistent	26 darts (4/17/19) Terry Blake Show Me Your Tips	18 darts Mike Bumpass ...Serious? (3/20) Jeff Cashin Just the Tip (3/27) Mike Cole ...Serious? (4/10)	22 darts (3/27/19) Brian Whitley Bulls On Parade	(none reported)	21 darts (4/3/19) Mike Trefzger Darty Sanchez
Fast Doubles Cricket	16 darts (3/20/19) Tom Brown & John Carroll The Unintimidated Element	18 darts (1/30/19) Tommy Beard & Jim Hunsberger DD 214	26 darts (3/13/19) Anthony Macias & Tyler Simpson Double In, Stumble Out	24 darts (3/27/19) Dan Butterworth & Jim Butterworth Bulls Up	24 darts (4/17/19) Mike Bumpass & Anth. Cannizzaro Why So Serious?	27 darts John Heath & Cameron Wrenn ...Parade (2/20) Tony Alcon & Jeremy Plotkin Sofa Kings (4/10)	35 darts (4/17/19) Tim Ellis & Steve Lalino Quackers	35 darts (3/13/19) Luc Davis & Chris Elliott Grip It Lightly
Fast Doubles 501	17 darts Michael Johnson Victor Thompson ...Bullies (2/13) Paul Beaudoin & Simon Healy Dartistic... (4/10)	15 darts (2/13/19) Kevin Brody & George Guenther DD 214	16 darts (1/30/19) Tim McNamara & Jonathan Munsell Consistently Inconsistent	18 darts (4/17/19) Gary Long & Deane Morin Garage, Inc.	18 darts (2/13/19) Mike Bumpass & Anth. Cannizzaro Why So Serious?	21 darts (4/17/19) Jeff Russell & Ron Smith Don't Hit the Scorekeeper	21 darts (1/30/19) Sam Metvier & Mike Millius Old Darting Bastards	26 darts (4/3/19) Eric Trefzger & Mike Trefzger Darty Sanchez

Perfect Throws		
9-Marks		
Pat Gibson (4) (The Neighborhood Bullies, 2/6, 3/27, 4/10, 4/17)	Dan Clark (Projectile Dysfunction, 1/23)	Mike Seward (Darty Minds, 1/23)
Robbie Phillips (4) (The Unintimidated Element, 1/23, 1/30, 2/13, 3/20)	Jason Coe (Jameson's Monkeys, 2/6)	Kevin Brody (DD 214, 2/13)
Mike Bumpass (2) (Why So Serious?, 3/20, 4/17)	Kris Fischlein (Dead Beats, 4/10)	Joel Eason (Lunatic Fringe, 2/27)
Simon Healy (2) (Dartistic Abandon, 1/23, 2/13)	Stephen Flanagan (Big Bulls, 3/27)	Tim Ellis (Quackers, 3/20)
Michael Johnson (2) (Neighbor. Bullies, 2/6, 3/6)	Kevin Foushee (Neighborhood Bullies, 3/6)	Victor Thompson (...Bullies, 2/27)
John Kramer (2) (Unintimidated Element, 1/23, 2/20)	Jon Hall (Bulls On Parade, 2/13)	Lou Tufillaro (WINNAU, 2/13)
Mike Seward (2) (Darty Minds, 1/23, 4/10)	Grey Jones (Dead Beats, 1/23)	Matt Veith (Things That Bounce, 3/13)
Steve Wilcenski (2) (North Ral. Alliance, 2/20, 3/20)	Tony Keller (Dead Beats, 3/6)	Mike Venable (My Cork Fell Out, 3/6)
Tom Brown (The Unintimidated Element, 3/13)	Billy Lloyd (Dead Beats, 2/27)	John White (Banging The Wire, 2/6)
John Carroll (The Unintimidated Element, 4/10)	Tim Mozzetti (Lunatic Fringe, 4/10)	Randy Wilcox (Dead Beats, 4/17)
Jeff Cashin (Just the Tip, 3/27)	Robb Porcelli (Nine Lives, 4/10)	Wes Wissinger (Accoutrement...2/27)
	Mike Raquet (Show Me Your Tips, 4/17)	Jason Zelinack (...Nightmare, 3/27)
	Mike Roberts (WINNAU, 3/6)	Tim McNamara (...Inconsistent, 1/30)
	Mark Sellers (Red Eyed Jedis, 1/23)	Patrick Merkle (Dartistic Aban., 2/13)
		Ken Moore (Sofa Kings, 1/23)
		Dylan Musil (Old Darting... 3/27)
		Kenny Persson (...Monkeys, 3/13)
		Brady Price (Menace 2 Sobriety, 2/20)
		Kevin Persson (...Monkeys, 3/13)
		Jason Zelinack (...Nightmare, 2/13)
		6-Bulls
		Robbie Phillips (3) (The Unintimidated Element, 2/27, 3/13, 3/20)
		Matt Bemis (Cheap Shots, 3/13)
		Clint Little (Jameson's Monkeys, 4/10)

HOW TO REACH US

Mail Scoresheets to: Jason Kilts - RDL Statistician
5005 Raintree Road, Durham, NC 27712
Email scoresheets: jdkilts@yahoo.com or jdkilts@gmail.com
Or fax scoresheets: 919-324-3545 - and we also always
recommend emailing JK for confirmation of receipt!

New Member/Registration Fees:

Heather Bohanan, 206 Shoals Lane, Garner, NC 27529

Nomination and Election Ballots:

Andrew Borgna, 5111 Brooke Lauren Lane, Raleigh, NC 27616

Grievances/Complaints/Rules Suggestions:

Britt Phillips, 2112 Castle Pines Dr, Raleigh, NC 27604

All Other RDL Correspondence to:

(Just send whatever to Jason and he'll pass it along...)

2019 Board of Directors

<i>President</i>	Tim Mozzetti	919-649-1816
	email: tjmozz@gmail.com	
<i>Vice President</i>	Maridy Knight	919-417-7828
	email: maridy16@gmail.com	
<i>Secretary</i>	Andrew Borgna	919-889-2457
	email: akborgna@gmail.com	
<i>(interim) Treasurer</i>	<i>Memb. Director Heather Bohanan is presently also doing these duties...</i>	
<i>Membership</i>	Heather Bohanan	919-326-1956
	email: membership@raleighdartleague.org	
<i>Rules/Grievances</i>	Britt Phillips	919-210-7648
	email: brittt_p@yahoo.com	
League Statistician/Editor:	Jason Kilts	919-423-5766
	email: jdkilts@yahoo.com or jdkilts@gmail.com	

"HOT DARTS" LISTING GUIDELINES

Here are the guidelines that will be used for the minimum number of all-star points each week for the "hot darts" page.
"A" Div. = 4.5 or more ASPs; "B" Div. = 4.0 or more ASPs
"C, D" Divisions = 3.5 or more ASPs
"E, F, G" Divs. = 3.0 or more ASPs; "H" = 2.5 or more ASPs
Also, we will list any fast games, high ins, high outs, or other amazing feats that you think warrant a little recognition (e.g., Ins & Outs higher than a Ton, 24-dart cricket games, 15-dart 301s, 24-dart 501s, Ton-70s and up, 5-Bulls+, etc.).
Extra note: it's also ok to call in "fast games" in each set, even if they don't necessarily meet the maximum dart counts above.

SEASON-LONG TROPHY DART MINIMUM GAMES PLAYED REQUIREMENTS

To be eligible for all-star point ave. & singles win %-age awards, you must play at least 66% of this season's projected games:
for Divisions "A" (except team A4) and "B" (8 teams / div.):
Singles win %-age: min. of 19 Singles Games Played
All-star pt. Average: min. of 37 Total Games Played
for team A4 (due to 1 forfeit received):
min. of 18 Singles Games Played, 35 Total Games Played
for Divisions "C", "D", "E", "F" and "G" (7 teams / division):
min. of 16 Singles Games Played, 32 Total Games Played
for teams H1, H2, H3, H4, and H7 (due to 2 forfeits received):
min. of 14 Singles Games Played, 27 Total Games Played
for team H5 (due to 3 forfeits received):
min. of 12 Singles Games Played, 24 Total Games Played
for team H6 (due to 1 forfeit received):
min. of 15 Singles Games Played, 30 Total Games Played

RDL WEBSITE - www.raleighdartleague.org

Webmaster: Matt Ridgway (of Irrelevant Details)
contact him, if needed, at: meridgway84@gmail.com

CALENDAR OF EVENTS

Wed., May 1 / 8 / 15 - RDL Divisional Tournaments

Sat., May 4 NC City Dart League & NC Ladies' Cup
NCCDL: Ral@Jack, PCity@CapArea, Dur@Pine, ChHill@Wilm, Ashe@Pied, Char@LakeN, (Bye - Boone)
NCLC: Apex@Jack, FuqVar@CapArea, Dur@Pine, ChHill@Wilm, Char@LakeN, (Byes - Piedmont, Boone)
May 17-19 36th Annual Savannah Open (ADO) \$5000+
Clarion Suites and Conference Center,
17 Gateway Blvd East; info: www.savdarts.org

Sat., May 18 Spring 2019 - Season Banquet, site TBD

May 31 - Wreck at the Deck, (ADO), \$5200+,
June 2 The Upper Deck, 329 N. Harrison Ave., Cary
info: Barbara Cotton, bjcotton69@hotmail.com

Mon., June 3 RDL Board Meeting

June 7-9 41st CVDA Classic, (ADO) \$11,076, Stay-Over
Suites, Hopewell, VA; www.cvdadarts.com

Sat., June 22 NC City Dart League & NC Ladies' Cup
NCCDL: Boone@Ral, Ashe@CapArea, Dur@PCity, ChHill@Char, Wilm@Pied, LakeN@Pine, (Bye - Jack)
NCLC: Boone@Apex, Dur@FuqVar, ChHill@Char, Wilm@Pied, LakeN@Pine, (Byes - CapArea, Jack)
July 25-28 31st Music City Classic, (ADO) \$23,000+
Millenium Maxwell House Hotel, Nashville, TN

Other Local Weekly Leagues

Mondays *Wake Forest Area Dart League*, Wake Forest
Tuesdays *Bull City Dart League*, Durham
Thursdays *Triangle Dart League*, Chapel Hill

Weekly Blind Draws - Over the years, many blind draws have come and gone. If any of these folds or if any others start up, please let me know and I'll update this list. Thanks.
(these 2 are double elim., \$5 entry, bar matches the pot...)

& now they add an extra \$50 if there are 32+ players !)

Fri., 8 pm Upper Deck, 919-460-1786, 329 N. Harrison

Sun., 8 pm Upper Deck, 919-460-1786, 329 N. Harrison
(this one is \$5 entry, bar matches 150% if 16+ players !)

Fri., 8 pm Brown's, 919-878-9092, 5500 Atl. Springs Rd.
(these two are \$5 entry, bar matches 150% if 16+ players !)

Sat., 8 pm Sharky's Place, 919-783-5448, 5800 Duraleigh

Mon., 8 pm Sharky's Place, 919-783-5448, 5800 Duraleigh
(this one is double elm., \$5 entry, bar matches the pot!)

Mon., 8 pm Neighborhood 919-377-2344, 301 N. Harrison
(this one is free, with the winners receiving gift certificates)

Tue., 7 pm Jordan Lake Brewing, 320 E. Durham St., Cary
(this one is LADIES ONLY, and is held the second Thursday of each month - \$5 entry, bar matches the pot - if there are 7 or fewer players, the draw will be a singles tournament)

Thu., 7:30 pm Neighborhood 919-377-2344, 301 N. Harrison

PENALTY LOG - All the penalties assessed this season.

Mail (16 pts.): Double In, Stumble Out (C,wk.8),
The Neighborhood Dart Knights (H,wk.4,wk.9).

Ineligible Player (any match win, all points, all statistics):
The Groupers (H, wk.1, 11 pts.).

TEAM DIVISION TITLE POSSIBILITIES IN WEEK 14, plus notes on who can still lock in a "top-two finish" as well

[Note: These possibilities are written on the assumption that an unfortunate set of penalties (read: ineligible players?) doesn't crop up and change things. And also on the assumption that we don't have any exotic match scores like 8-7 or something like that...]

A Division: The Unintimidated Element is first. The Neighborhood Bullies are second. This race is over.

B Division: Things That Bounce are first with win, but are also first with a loss as long as Irrelevant doesn't win and gain 8 points on them. Irrelevant at least clinches second with a win, but is also second with a loss as long as Rif Raf doesn't win and gain 9 points on them.

C Division: Consistently Inconsistent and Bangin' the Neighbors are presently one win ahead of Cheap Shots. Each of them can finish either first or second, depending on which teams win and how many points they score. If teams end up with the same record and the same total points, here are how the tiebreakers shake out: Inconsistent beats Bangin'; Bangin' beats Cheap Shots; and Inconsistent and Cheap Shots would be dead tied (necessitating an extra match before next Wednesday!). And if all three teams ended up with 8-4 records and the same total points, Inconsistent would be first, and Cheap Shots would be second (as they are all 1-1 against each other, and are separated by only 5 total points in head-to-head matches).

D Division: Show Me Your Tips is first. Bulls Up and WINNAU play each other tonight, with the winner finishing second.

E Division: Why So Serious? is first. Just the Tip is second with a win. If Just the Tip loses and doesn't manage to somehow gain 8 points on Game of Throws, then Game is second with a win.

F Division: Bulls On Parade is first (and super-limping to the finish line). Hump Day! is second. This race is over.

G Division: Dr.unks, Old Darting Bastards, and Irish Ton are all 8-3, and the top two will come from that trio. Dr.unks and their big point lead will finish ahead of either of the others if they finish with the same record (meaning Dr.unks clinches with a win). If Old Darting and Irish Ton both win or both lose, Irish Ton finishes higher if they can gain even one point on Old Darting tonight.

H Division: Darty Sanchez is first. Grip It Lightly is second. This race is over.

PREDICTIONS FOR THE WEEK

Not a great week last Wednesday, pulling in only a 16-9 record. That takes me to 228-98 for the season, so I really want to go at least 18-7 on my picks tonight (meaning I would finish > 70% correct for the season).

Matches #1 and #2 of the week: (C Div.) Double In, Stumble Out @ Consistently Inconsistent; Bangin' the Neighbors @ Menace 2 Sobriety. Both Inconsistent and Bangin' would claim the division with a win if the other lost. And either could still win the division if they both lose and the Cheapies lose (or somehow doesn't keep up on points, which would require a pretty odd outcome). Inconsistent will go ahead and stake their claim with a solid 15-9 win. Which means that Bangin' might need more than 20 points tonight to take first... Bangin' wins, but only by 15-9 also.

Match #3: (D Div.) WINNAU @ Bulls Up. This one is pretty simple (and pretty important)... the winner of this one finishes in second, and thus probably climbs to C next season. WINNAU won last time around, but I'm thinking it might be Bulls Up's turn tonight. Let's go just 13-11.

Matches #4, #5 and #6: (G Div.) Banging the Wire @ Old Darting Bastards; Wayne Gretzky @ Irish Ton; All About That Bull! @ Dr.unks. Eleven weeks have brought to us a three-team logjam at 8-3. The only sad part is that they've all played each other twice already. Tonight, each one faces a team in the 4th-6th group, and all three have home matches. Pretty obviously a three-team run to 9-3, right? Well, don't be so sure... there is some pretty significant danger here. The only team I'm pretty sure will win is Dr.unks (14-10), and they lost to this opponent

THIS WEEK'S MATCHES (Week 14) - end of regular season

"A" Div.	Neighborhood Bullies @ Unintimidated Element (Upper Deck 12&14)
	Darty Minds @ North Ral. Alliance (Brown's Billiards 5&6)
	Lunatic Fringe @ Dead Beats (Sharky's Place 3&4)
"B" Div.	Dartistic Abandon @ Jameson's Monkeys (Upper Deck 8&10)
	One Armed Bandits @ Things That Bounce (Compass Rose)
	Shooter McGavin @ Red Eyed Jedis (Amer. Legion F-V 3&4)
"C" Div.	DD 214 @ Irrelevant Details (Amer. Legion F-V 1&2)
	Rif Raf @ Kiss This Crüe (Upper Deck 5&6)
	Nine Lives @ Cheap Shots (High Park 3&4)
"D" Div.	Bangin' the Neighbors @ Menace 2 Sobriety (Locked & Loaded)
	Double In, Stumble Out @ Consistently Inconsistent (Upper Deck 1&2)
	BYE - Sharky's Machine
"E" Div.	Garage, Inc. @ My Cork Fell Out (Upper Deck 16&17)
	Big Bulls @ Projectile Dysfunction (Scooters 3&4)
	WINNAU @ Bulls Up (Hot Shots 3&4)
"F" Div.	BYE - Show Me Your Tips
	Game of Throws @ Why So Serious? (Pat Murnane's 1&2)
	Red-eye Rangers @ Just the Tip (Chow Pizza Bar)
"G" Div.	Taylor & Richards @ Chalker's Nightmare (Pat Murnane's 3&4)
	BYE - Shark Shooters
	Accountment Stuff @ Hump Day! (Scooters 1&2)
"H" Div.	The Coral Reefers @ Sofa Kings (Mac's Tavern 1&2)
	Don't Hit/Scorekeeper @ Death Throw (Hot Shots 1&2)
	BYE - Bulls On Parade
"I" Div.	Banging The Wire @ Old Darting Bastards (Brewster's Pub)
	Wayne Gretzky @ Irish Ton (Pantana's Pool 1&2)
	All About That Bull! @ Dr.unks (Good Times Arcade)
"J" Div.	BYE - Quackers
	Tips & Shafts @ Another Coach Creation (Mac's Tavern 3&4)
	<i>We're Sexy & We Throw It!</i> @ The Groupers - automatic forfeit
"K" Div.	Darty Sanchez @ Neighbor. Dart Knights (Neighborhood)
	BYE - Grip It Lightly

seven weeks ago. I'm thinking maybe BOTH of the other leaders fall though! Banging and Gretzky pull in the two upsets, 13-11 each.

Match #7: (C Div.) Nine Lives @ Cheap Shots. If Inconsistent and Bangin' both stumble, the division could be there for the Cheapies to take. They have to beat the Niners first. But... they don't. 13-11.

Matches #8 and #9: (B Div.) DD 214 @ Irrelevant Details; One Armed Bandits @ Things That Bounce. If Irrelevant hadn't fallen asleep for the last few games of the match (again!) last week, the pressure on the Things to win would be far greater. Irrelevant goes ahead and gets a 14-10 win tonight, but that will be nowhere near enough. The Things eliminate the drama with a win anyway, 15-9.

Match #10: (A Div.) Dartistic Abandon @ Jameson's Monkeys. A late run by Dartistic has given them the opportunity to stay in A by winning this match by 5 points or more. Alas, Monkeys, 14-10.

Match #11: (B Div.) Shooter McGavin @ Red Eyed Jedis. Pretty clear situation here... loser of this match finishes in the bottom-two in B and might well be in C next season. I'll go Jedis here, 14-10.

Match #12: (A Div.) Neighborhood Bullies @ The Unintimidated Element. Best two teams in RDL? Yep, clearly. Meaningful match? Uh, pretty much not at all. This race is already over. Element, 13-11.

And the remaining 13 matches, sorted by division:

A Division: Alliance 16, Darty Minds 8; Fringe 13, Dead Beats 11.
 B Division: Rif Raf 13, Kiss This Crüe 11.
 D Division: Garage 14, My Cork 10; Big Bulls 13, Projectile 11.
 E Division: Why So Serious? 14, Game of Throws 10; Just the Tip 14, Red-eye Rangers 10; Chalker's Nightmare 13, Taylor 11.
 F Division: Hump Day! 15, Accountment Stuff 9; Sofa Kings 14, Coral Reefers 10; Don't Hit the Scorekeeper 14, Death Throw 10.
 H Division: Coach 14, Tips & Shafts 10; Sanchez 15, Knights 9.

Name the band/singer? the song? Last week's answers: Song 1 = "Meet Virginia" by Train; Song 2 = "We Will Rock You" by Queen; Song 3 = "Celebration" by Kool & the Gang. And the theme? The recent NCAA basketball championship won by the University of Virginia. We'll call this the Donald Grubb lyric set. If you didn't know Donald (and thus why this is the Grubb set), we'll just politely leave that as your loss. [Allen Smith continued his recent foray into the lyric game by being the only person to nail the entire set plus theme on his first try this week! Longtime lyrics heavyweight Mikey Hindle also got all the songs and artists, but his first theme guess was off line (after a minor clue, he did it hit it though). Other oft-weekly leaders Paul Jacobi and Pete Rutten each nabbed two songs this week. - JK]

And as is now tradition, for this last week of the season, a super size set of lyrics!!!

Week 14, song #1 lyric: "...wider than a mile, I'm crossing you in style someday, Oh, dream maker, You heartbreaker, Wherever you're going I'm going your way"

Week 14, song #2 lyric: "...And the bells were ringing And all the people were singing, They went, 'Na, na, la, na, na, na' "

Week 14, song #3 lyric: "You saw me standing alone, Without a dream in my heart, Without a love of my own"

Week 14, song #4 lyric: "...and I've been working like a dog, I should be sleeping like a log, But when I get home to you, I find the things that you do"

Week 14, song #5 lyric: "Everybody here is out of sight, They don't bark and they don't bite, They keep things loose they keep it tight"

Week 14, song #6 lyric: "...and I ain't got nobody, I got some money 'cause i just got paid, How I wish I had someone to talk to, I'm in an awful way"

Week 14, song #7 lyric: "Screams break the silence, Waking from the dead of night, Vengeance is boiling, He's returned to kill the light"

Week 14, song #8 lyric: "In between the dark and the light, Coming right behind you, Swear I'm gonna find you Get 'ya baby..."

Week 14, song #9 lyric: "Some may say, I'm wishing my days away, No way, And if it's the price I pay, Some say, Tomorrow's another day, You stay, I may as well play"

Week 14, song #10 lyric: "You and I go hard at each other like we're going to war, You and I go rough, we keep throwing things and slamming the door"

Week 14, song #11 lyric: "Now, Andy, did you hear about this one?, Tell me, are you locked in the punch?, Andy, are you goofing on Elvis? Hey, baby"

Week 14, song #12 lyric: "Radio playing softly some singer's sad sad song, He's singing about standing in the shadows of love, I guess he feels awfully alone"

Week 14, song #13 lyric: "Let me play among the stars, Let me see what spring is like, On a-Jupiter and Mars, In other words: hold my hand"

Week 14, song #14 lyric: "...Never reaching the end, Letters I've written, Never meaning to send, Beauty I'd always missed, With these eyes before"

Week 14, song #15 lyric: "And if I ever lose my hands, lose my plough, lose my land, Oh if I ever lose my hands, Oh if... I won't have to work no more."

Week 14, song #16 lyric: "Summer lovin', had me a blast. Summer lovin', happened so fast, Met a girl crazy for me, Met a boy cute as can be"

"BLOCKER" REMINDER TO ALL TEAMS

Please remember that if a team leaves a slot blank and then an unlisted player (or players) comes in before that game is called, an unlisted player MUST be picked for the open slot. If more than one unlisted player has come in before the open slot is up, then the opposing team will select which of those unlisted players will play, but it MUST be one of the unlisted players. AND... (and this is important) players listed in this fashion are NOT blockers and DO register points for their teams.

THE END OF A GAME

A quick reminder as we head into the divisional tournaments where the atmosphere is ratcheted up a bit: (as per ADO rules) the game ends when the dart that sufficiently scores to end the game is thrown; subsequent darts thrown are ignored. This means that if your second dart leaves 0 by hitting a double and you continue and throw your third dart anyway, the game was over before you threw the third dart and you have not busted by continuing.

TOURNAMENT RESULTS / UPDATES

We don't really employ the VoiceMail as a weekly use item presently, so I won't be putting the tournament pairings on there each week. I will still, however, be emailing out the updated tournament brackets each week. So all the league members (and associated others) on the email list will have weekly updates, and I also suspect league webmaster Matt Ridgway will probably post the updated brackets on the RDL website as well.

PERPETUAL PLAQUES

Don't forget: RDL offers 'perpetual plaques' for all fast games, ins/outs, & perfect throws (as well team regular season wins, if you want). They're large boards that hold multiple plates. If you would like more details, or to include your name on the list for this style of award, contact VP Maridy Knight (contact info. on page 4). [If you have already started a perpetual plaque, you don't have to 'sign up' again this season - you'll receive plates for your large plaque until it's full, whether you like it or not.]

WHERE WE PLAY

American Legion Fuquay-Varina 6400 Johnson Pond Road -about 0.2 miles from Fuquay Elementary School	919-557-5990 Fuquay-Varina	Compass Rose Brewery 3201 Northside Drive #101 -take Gresham Lake fr. Capital Blvd, cross tracks, left	919-875-5683 N. Raleigh	Pantana's Pool Hall 3112 Hillsborough Road -between Daisy and Shepherd streets	919-833-2990 near NCSU
The Big Easy 231 Grande Heights Drive -in Harrison Pointe Shpg. Ctr., acr. from Papa John's	919-468-6007 Cary	Good Times Arcade and Tavern 74 Son-Lan Parkway, Suite 108 -just past Pizza Inn, across from Hibachi & Company	919-307-3245 Garner	Pat Murnane's Irish Pub 2101 South Main Street -right next to Euro Café	919-562-5570 Wake Forest
Break Time Billiards 6442 Tryon Road -left of Lowe's Foods, at inter. w/ Cary Parkway	919-615-0107 Cary	High Park Bar & Grille 625 E. Whitaker Mill Road -near inter. of Whitaker Mill & Wake Forest Rd.	919-833-4527 Raleigh	Proof Five Points 1620 Glenwood Ave -next to the Rialto Theater at 'five points' intersection	919-322-1960 Raleigh
Brewster's Pub 1885 Lake Pine Drive -next to La Cocina Mexican restaurant	919-650-1270 Cary	Hot Shots Billiards & Pub 107 Edinburgh South Drive -in MacGregor Village	919-460-6307 Cary	Rally Point Sport Grill 1837 N. Harrison Ave. -in the Sam's Club plaza near I-40, behind Wendy's	919-678-1088 Cary
Brown's Billiards 5500 Atlantic Springs Road -off Spring Forest Rd., near Wake Forest Rd.	919-878-9092 NE Raleigh	Isaac Hunter's Tavern 414 Fayetteville Street -between the Sheraton & Sir Walter Apartment Bldg.	919-996-9484 Raleigh	Scooters 1911 Sego Court -near Atlantic/Millbrook inter., behind Batteries Plus	919-954-2171 N. Raleigh
Champions Bars & More 2109 Avent Ferry Road, #152 -in Mission Valley Shopping Center	919-655-5557 Raleigh	Locked & Loaded Bar & Grill 305 McCormick Street -behind the International House of Pancakes (IHOP)	919-661-6688 Garner	Shakey Ray's Tavern 5160 Sunset Lake Road -formerly Archibald's, next to the BP station	919-363-2378 Apex
Chow Pizza Bar 8311 Creedmoor Road -behind McDonald's, by Duck Donuts / Greek Fiesta	919-841-4995 N. Raleigh	Lucky B's Around the Corner 609 Tucker Street -near inter. of Glenwood/Tucker, near Armadillo Grill	919-833-1310 Raleigh	Sharky's Place 5800 Duraleigh Road -in the Yuppie Center near US 70 intersection	919-783-5448 NW Raleigh
Cleveland Draft House - Clayton 461 Shotwell Road -right behind CVS off route 70	919-550-3723 Clayton	Mac's Tavern 1014 Ryan Road -in Village Market Shopping Center	919-467-4114 Cary	Snooker's-RW 3520 Wade Avenue -in Ridgewood Shopping Center	919-828-7665 NW Raleigh
Cleveland Draft House - Garner 6101 NC Highway 42 West -0.7 mile west of I-40 on NC Highway 42	919-771-2337 Garner	The Neighborhood Sports Bar 301 North Harrison Avenue -in space that was Train Station / Playtime Billiards	919-377-2344 Cary	Triple Barrel Tavern (Fuquay-Var.) 2221 North Grassland Road -across from Bagels Plus, right off of NC-55	919-762-0940 Fuquay-Varina
The Upper Deck -- 329 N. Harrison Avenue -- Cary -- -near intersection. of N. Harrison & Hwy. 54 -- 919-460-1786					

Printed below are the tournament brackets (with match locations) which we will be using this season. Teams that are already locked into a finishing position have already been placed in the bracket. Others will be filled in during the final week. Please notify your team of possible match locations for your team's matches in the tournament. Host establishment phone numbers and addresses are on page 6. **REMEMBER: Tournament matches start at 7:00 p.m.**

In addition to being included in the tournament issue of the newsletter, a full bracket page will be sent to the email list before the first round matches.

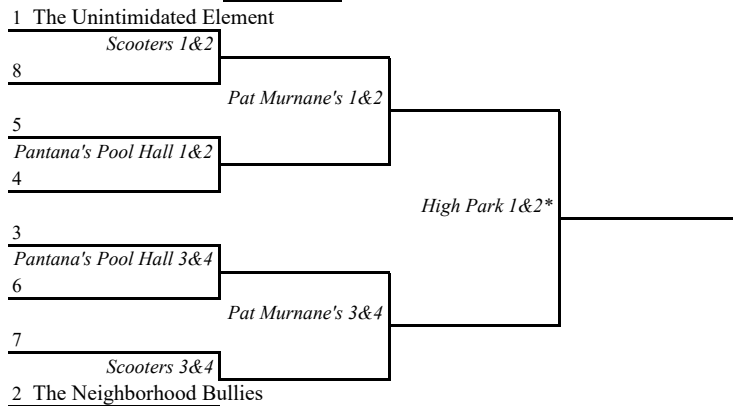
[Note: Whenever an asterisk is included, that means a third board may be available and the captains may agree to use it in order to shorten the match time.]

SPRING 2019 RDL DIVISIONAL TOURNAMENT SCHEDULE

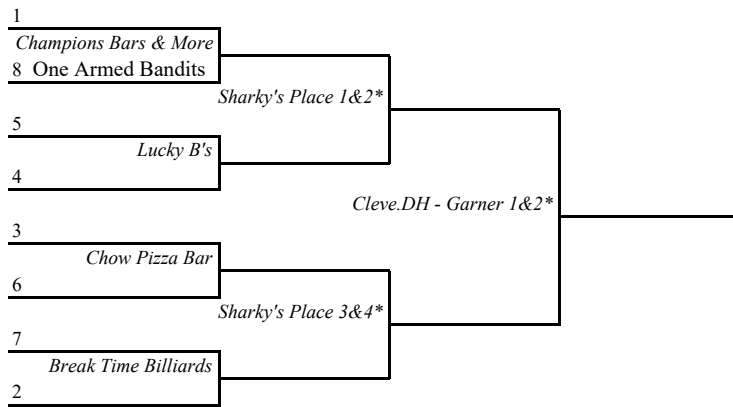
Quarterfinals (5/1)	Semifinals (5/8)	Finals (5/15)	WINNER
---------------------	------------------	---------------	---------------

Quarterfinals (5/1)	Semifinals (5/8)	Finals (5/15)	WINNER
---------------------	------------------	---------------	---------------

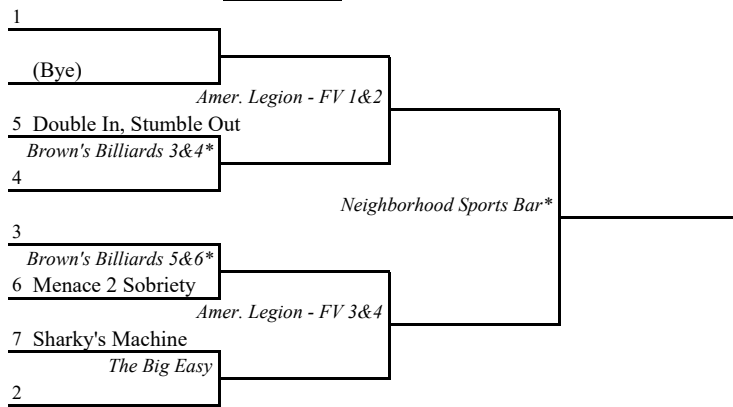
"A" Division



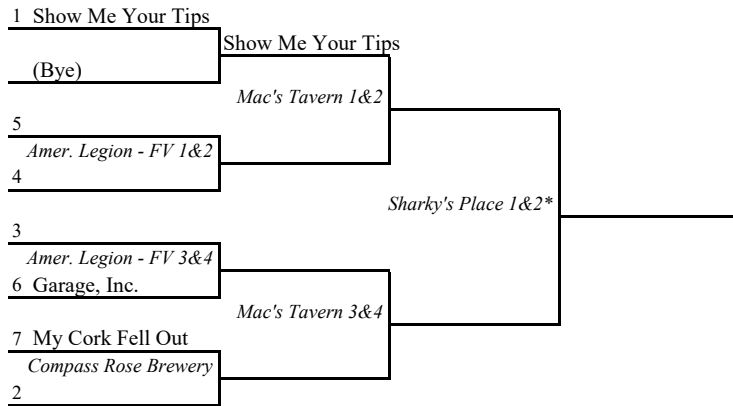
"B" Division



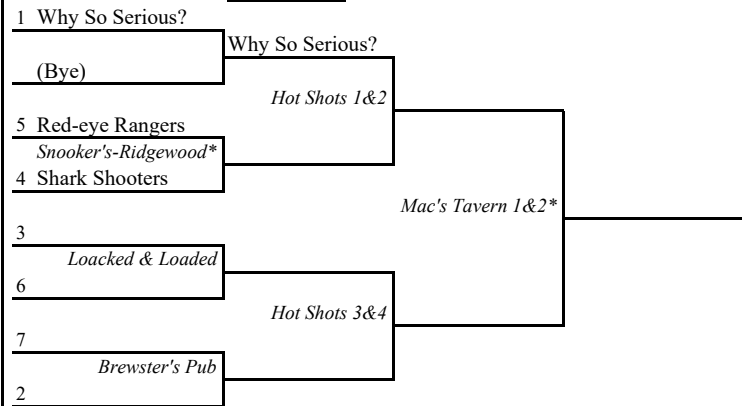
"C" Division



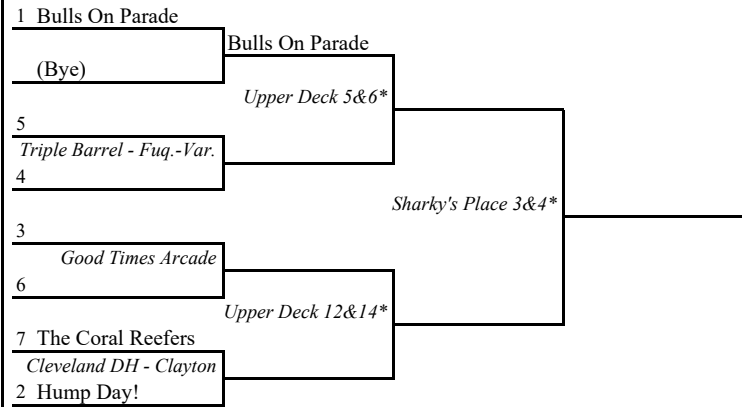
"D" Division



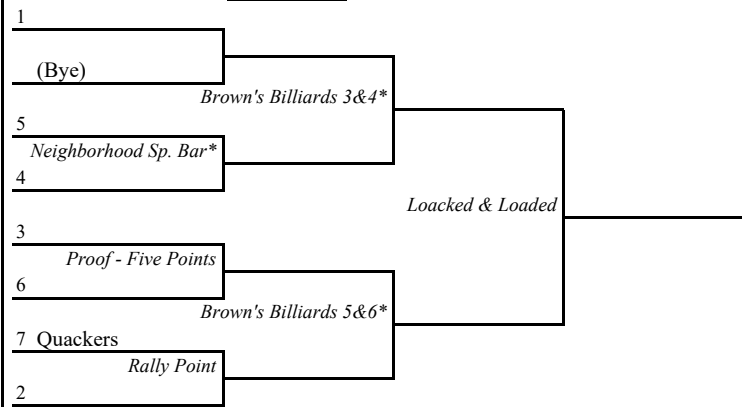
"E" Division



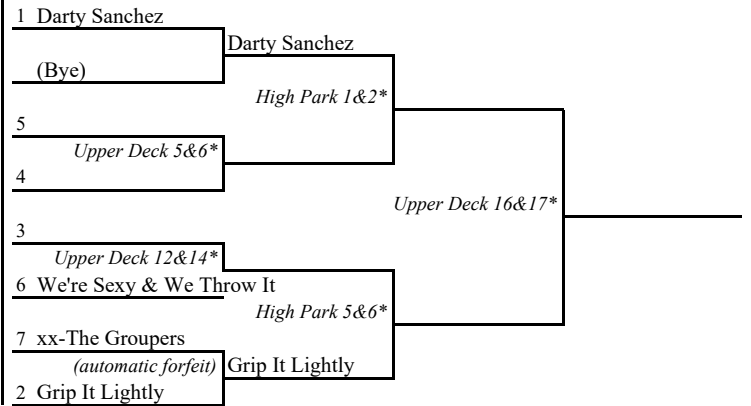
"F" Division



"G" Division



"H" Division



Spring 2019 RDL Top Singles Records (by division) (through week 13)

[Only players still mathematically eligible for singles win %-age awards are listed (even if it's the absolutely slimmest of chances).]

(There are no missing statistics, as all scoresheets have been received.) (Game minimums required for these listings: 4 fewer than the season-long minimums listed for this award on page 4 for teams playing this week; and exactly the page 4 minimums for teams with a bye this week)

		<u>"A" Division</u>			
		W	L	%-age	
1	Phillips, Robbie	A1/ The Unintimidated Eleme:	25	1	0.962
2	Stewart, P.J.	A4/ The Neighborhood Bullie:	21	1	0.955
3	Gibson, Pat	A4/ The Neighborhood Bullie:	20	4	0.833
4	Johnson, Michael	A4/ The Neighborhood Bullie:	18	4	0.818

		<u>"B" Division</u>			
		W	L	%-age	
1	Winters, Tom	B1/ Things That Bounce	19	4	0.826
2	Limerick, Jeremy	B7/ Irrelevant Details	20	6	0.769
3	McCartney, Joe	B1/ Things That Bounce	15	5	0.750
4	Richardson, Shane	B6/ One Armed Bandits	14	5	0.737
5	Jur, Jess	B8/ Rif Raf	13	5	0.722
6	Holland, Stephen	B5/ Red Eyed Jedis	15	7	0.682
7	Snyder, Mike	B1/ Things That Bounce	16	8	0.667
	Beaird, Tommy	B3/ DD 214	14	7	0.667
	Watson, Jeff, Jr.	B4/ Kiss This Crüe	10	5	0.667
10	Hunsberger, Jim	B3/ DD 214	11	6	0.647

		<u>"C" Division</u>			
		W	L	%-age	
1	McNamara, Tim	C7/ Consistently Inconsistent	15	3	0.833
2	Hindle, Mikey	C2/ Cheap Shots	18	4	0.818
3	Bottomley, Kevin	C4/ Bangin' the Neighbors	16	4	0.800
4	Moody, Chris	C7/ Consistently Inconsistent	13	4	0.765
	Porcelli, Robb	C1/ Nine Lives	13	4	0.765
6	Hudson, Dallas	C4/ Bangin' the Neighbors	14	6	0.700
	Schmaus, Darren	C7/ Consistently Inconsistent	14	6	0.700
8	Smith, Butch	C1/ Nine Lives	16	7	0.696
9	Grubb, Ed	C7/ Consistently Inconsistent	9	4	0.692
10	Hall, Josh	C2/ Cheap Shots	15	7	0.682
	Johnson, Dave	C3/ Menace 2 Sobriety	15	7	0.682
12	James, Bob	C2/ Cheap Shots	10	5	0.667
13	Copple, Matthew	C1/ Nine Lives	13	7	0.650
14	White, J.J.	C3/ Menace 2 Sobriety	14	8	0.636

		<u>Women's Records</u>			
		W	L	%-age	
(# of women by division: A-0, B-6, C-3, D-7, E-4, F-2, G-12, H-11)					
	Blackwelder, Deb	B7/ Irrelevant Details	13	9	0.591
B	Preciado, Amanda	B3/ DD 214	13	10	0.565
	Phillips, Julie	B4/ Kiss This Crüe	11	13	0.458
C	Fisher, Jessie	C4/ Bangin' the Neighbors	13	9	0.591
	Hamilton, Dawn	D3/ My Cork Fell Out	12	11	0.522
D	Graves, Julie	D6/ Bulls Up	7	8	0.467
	Mozzetti, Petra	D3/ My Cork Fell Out	4	8	0.333
E	Stacy, Michelle	E5/ Shark Shooters	9	7	0.563
F	Mathews, Olivia	F3/ Death Throw	12	10	0.545
G	Voorhees, Cindy	G5/ All About That Bull!	7	9	0.438
	Merritt, Kate	G1/ Old Darting Bastards	6	8	0.429
H	Osier, Emmalee	H6/ The Neighborhood Dart K	5	6	0.455

		<u>"D" Division</u>			
		W	L	%-age	
1	Stewart, Kevin	D4/ Big Bulls	16	4	0.800
2	Azevedo, Angelo	D7/ WINNAU	14	4	0.778
3	Powell, Lee	D5/ Show Me Your Tips	17	5	0.773
4	Tuffilaro, Lou	D7/ WINNAU	13	5	0.722

		<u>"E" Division</u>			
		W	L	%-age	
1	Zelinack, Jason	E7/ Chalker's Nightmare	15	2	0.882
2	Rudy, Jeff	E1/ Game of Throws	21	3	0.875
3	Cole, Mike	E3/ Why So Serious?	19	3	0.864
4	Powell, Zach	E4/ Red-eye Rangers	16	3	0.842
5	Anderson, Ryan	E5/ Shark Shooters	18	4	0.818
	Montesi, Chris	E1/ Game of Throws	18	4	0.818
7	Cashin, Jeff	E2/ Just the Tip	12	3	0.800
8	Bumpass, Mike	E3/ Why So Serious?	15	4	0.789

		<u>"F" Division</u>			
		W	L	%-age	
1	Deemer, Randy	F1/ Hump Day!	17	2	0.895
2	Krestalude, Andy	F1/ Hump Day!	17	3	0.850
3	Russell, Jeff	F7/ Don't Hit The Scorekeeper	16	3	0.842
4	Bosier, Sean	F3/ Death Throw	17	5	0.773
5	Heath, John	F4/ Bulls On Parade	18	6	0.750
6	Wissinger, Wes	F5/ Accoutrement Stuff	15	6	0.714

		<u>"G" Division</u>			
		W	L	%-age	
1	Mickler, Spencer	G4/ Irish Ton	18	3	0.857
2	Gower, Jeremy	G6/ Dr.unks	17	3	0.850
3	Murdock, Nick	G6/ Dr.unks	16	4	0.800
4	Musil, Dylan	G1/ Old Darting Bastards	17	5	0.773
5	Rigert, Joe, Sr.	G3/ Wayne Gretzky	16	6	0.727
6	Holland, Tom	G5/ All About That Bull!	13	5	0.722
7	Finney, Dave	G3/ Wayne Gretzky	14	6	0.700
8	Reece, Robert	G6/ Dr.unks	9	4	0.692
9	Metivier, Sam	G1/ Old Darting Bastards	14	7	0.667
	Rossbach, Mark	G4/ Irish Ton	12	6	0.667
11	Dubose, Chris	G2/ Banging The Wire	9	5	0.643
	Millius, Mike	G1/ Old Darting Bastards	9	5	0.643

		<u>"H" Division</u>			
		W	L	%-age	
1	Trefzger, Eric	H7/ Darty Sanchez	14	2	0.875
2	Al-Hoory, Al Mothanne	H5/ Grip It Lightly	11	2	0.846

Spring 2019 RDL Top Singles+Doubles Records (by division) (through week 13)

[This category is not one for which RDL gives awards, but it's still one that people are happy to lead. So, I've used this space for an update.]

(There are no missing statistics, as all scoresheets have been received.) (Game minimums required for these listings: 8 fewer than the season-long minimums listed for this award on page 4 for teams playing this week; and exactly the page 4 minimums for teams with a bye this week)

		W			L			%age		
	Phillips, Robbie	A1/ The Unintimidated Eleme:	48	4	0.923					
A	Massengill, Chad	A1/ The Unintimidated Eleme:	38	8	0.826					
	Carroll, John	A1/ The Unintimidated Eleme:	38	10	0.792					
	Winters, Tom	B1/ Things That Bounce	35	11	0.761					
B	McCartney, Joe	B1/ Things That Bounce	26	10	0.722					
	Limerick, Jeremy	B7/ Irrelevant Details	32	14	0.696					
	McNamara, Tim	C7/ Consistently Inconsistent	27	8	0.771					
C	Hudson, Dallas	C4/ Bangin' the Neighbors	29	10	0.744					
	Bottomley, Kevin	C4/ Bangin' the Neighbors	29	11	0.725					
	Azevedo, Angelo	D7/ WINNAU	28	9	0.757					
D	Butterworth, Jim	D6/ Bulls Up	31	10	0.756					
	Butterworth, Dan	D6/ Bulls Up	30	10	0.750					

		W			L			%age		
	Bumpass, Mike	E3/ Why So Serious?	35	6	0.854					
E	Cole, Mike	E3/ Why So Serious?	34	7	0.829					
	Cannizzaro, Anthony	E3/ Why So Serious?	29	7	0.806					
	Heath, John	F4/ Bulls On Parade	37	9	0.804					
F	Whitley, Brian	F4/ Bulls On Parade	35	12	0.745					
	Bosier, Sean	F3/ Death Throw	32	12	0.727					
	Mickler, Spencer	G4/ Irish Ton	33	9	0.786					
G	Murdock, Nick	G6/ Dr.unks	30	9	0.769					
	(two tied)									0.750
	Trefzger, Eric	H7/ Darty Sanchez	26	4	0.867					
H	Hamer, Andrew	H1/ Another Coach Creation	21	4	0.840					
	Trefzger, Mike	H7/ Darty Sanchez	28	7	0.800					

Spring 2019 RDL Top All-Star Point Averages (by division) (through week 13)

[The top fourteen from each division are listed, but it is certainly mathematically possible that someone else could win with a huge all-star day.]
 (There are no missing statistics, as all scoresheets have been received.) (Game minimums required for these listings: 8 fewer than the season-long minimums listed for this award on page 4 for teams playing this week; and exactly the page 4 minimums for teams with a bye this week)

		"A" Division		
		ASP	TGP	Ave.
1	Gibson, Pat	A4/ The Neighborhood Bull	####	47 2.277
2	Phillips, Robbie	A1/ The Unintimidated Eler	####	52 2.067
3	Work, Joe	A3/ North Raleigh Alliance	82.5	52 1.587
4	Tan, Wil	A1/ The Unintimidated Eler	74.0	49 1.510
5	Gauthier, Kyle	A8/ Dead Beats	52.5	35 1.500
6	Massengill, Chad	A1/ The Unintimidated Eler	68.5	46 1.489
7	Seward, Mike	A2/ Darty Minds	66.0	45 1.467
8	Johnson, Michael	A4/ The Neighborhood Bull	65.5	46 1.424
9	Wilcenski, Steve	A3/ North Raleigh Alliance	67.5	48 1.406
10	Stewart, P.J.	A4/ The Neighborhood Bull	59.0	44 1.341
11	Foushee, Kevin	A4/ The Neighborhood Bull	44.5	35 1.271
12	Healy, Simon	A7/ Dartistic Abandon	42.5	35 1.214
13	Terry, Bob	A5/ Lunatic Fringe	47.0	39 1.205
14	Mitchell, Sid	A5/ Lunatic Fringe	55.0	47 1.170

		"B" Division		
		ASP	TGP	Ave.
1	Limerick, Jeremy	B7/ Irrelevant Details	45.5	46 0.989
2	Watson, Jeff, Jr.	B4/ Kiss This Crüe	31.5	33 0.955
3	Jur, Jess	B8/ Rif Raf	34.0	36 0.944
4	Trefzger, Ken	B6/ One Armed Bandits	38.0	44 0.864
5	Sellers, Mark	B5/ Red Eyed Jedis	39.0	46 0.848
6	McCartney, Joe	B1/ Things That Bounce	29.0	36 0.806
7	Phillips, Julie	B4/ Kiss This Crüe	35.5	45 0.789
8	White, Jim	B6/ One Armed Bandits	35.0	48 0.729
9	O'Neal, Chris	B7/ Irrelevant Details	32.0	44 0.727
10	Ridenour, Ron	B5/ Red Eyed Jedis	22.5	31 0.726
11	Bracco, Michael	B8/ Rif Raf	34.0	48 0.708
12	Murdaugh, John	B5/ Red Eyed Jedis	30.0	43 0.698
13	Fournier, Jeff	B7/ Irrelevant Details	26.0	38 0.684
14	Beaird, Tommy	B3/ DD 214	27.5	43 0.640

		"C" Division		
		ASP	TGP	Ave.
1	McNamara, Tim	C7/ Consistently Inconsister	47.0	35 1.343
2	Moody, Chris	C7/ Consistently Inconsister	32.5	35 0.929
3	Grubb, Ed	C7/ Consistently Inconsister	21.0	26 0.808
4	Hudson, Dallas	C4/ Bangin' the Neighbors	30.5	39 0.782
5	Simpson, Aden	C6/ Double In, Stumble Out	33.5	44 0.761
6	Bottomley, Kevin	C4/ Bangin' the Neighbors	30.0	40 0.750
7	Copple, Matthew	C1/ Nine Lives	28.0	40 0.700
8	James, Bob	C2/ Cheap Shots	18.5	27 0.685
9	Bass, Joe	C7/ Consistently Inconsister	21.5	32 0.672
10	Hall, Josh	C2/ Cheap Shots	28.5	44 0.648
11	Porcelli, Robb	C1/ Nine Lives	21.5	35 0.614
12	White, J.J.	C3/ Menace 2 Sobriety	25.5	44 0.580
13	Buckman, David	C2/ Cheap Shots	19.0	35 0.543
	Schaefer, John	C5/ Sharky's Machine	19.0	35 0.543

		"D" Division		
		ASP	TGP	Ave.
1	Azevedo, Angelo	D7/ WINNAU	38.0	37 1.027
2	Powell, Lee	D5/ Show Me Your Tips	34.5	41 0.841
3	Butterworth, Jim	D6/ Bulls Up	34.0	41 0.829
4	Tant, J.J.	D2/ Projectile Dysfunction	35.5	43 0.826
5	Lueneburg, Randy	D7/ WINNAU	31.0	39 0.795
6	Tuffillaro, Lou	D7/ WINNAU	23.5	33 0.712
7	O'Toole, Mike	D6/ Bulls Up	26.5	39 0.679
8	Haithcock, Lee	D5/ Show Me Your Tips	29.0	45 0.644
9	Clark, Dan	D2/ Projectile Dysfunction	23.0	36 0.639
10	Butterworth, Dan	D6/ Bulls Up	25.5	40 0.638
11	Arnold, Jimmy	D6/ Bulls Up	24.5	39 0.628
12	Blake, Terry	D5/ Show Me Your Tips	30.5	50 0.610
13	Bialaszewski, Rich	D5/ Show Me Your Tips	29.5	49 0.602
14	Gardner, Mike	D1/ Garage, Inc.	25.5	43 0.593

		"E" Division		
		ASP	TGP	Ave.
1	Zelinack, Jason	E7/ Chalker's Nightmare	51.0	33 1.545
2	Cashin, Jeff	E2/ Just the Tip	37.5	35 1.071
3	Cole, Mike	E3/ Why So Serious?	36.5	41 0.890
4	Adams, Brad	E2/ Just the Tip	27.0	32 0.844
5	Cannizzaro, Anthony	E3/ Why So Serious?	29.5	36 0.819
6	Powell, Zach	E4/ Red-eye Rangers	25.0	39 0.641
7	Rudy, Jeff	E1/ Game of Throws	28.5	46 0.620
8	Anderson, Ryan	E5/ Shark Shooters	25.0	44 0.568
9	Welborn, Tim	E5/ Shark Shooters	21.0	37 0.568
10	Bumpass, Mike	E3/ Why So Serious?	21.5	41 0.524
11	Hadley, Chris	E6/ Taylor and the Swingin'	19.0	37 0.514
12	Rice, Teddy	E3/ Why So Serious?	20.0	39 0.513
13	Dzengelski, Jimmy	E5/ Shark Shooters	16.0	35 0.457
14	Kirkpatrick, Scott	E4/ Red-eye Rangers	19.0	43 0.442

		"F" Division		
		ASP	TGP	Ave.
1	Bozza, Doug	F6/ Sofa Kings	27.5	39 0.705
2	Deemer, Randy	F1/ Hump Day!	25.5	38 0.671
3	Heath, John	F4/ Bulls On Parade	29.5	46 0.641
4	Wissinger, Wes	F5/ Accoutrement Stuff	26.5	42 0.631
5	Shearin, Phillip	F7/ Don't Hit The Scorekeep	26.5	43 0.616
6	Murphy, James	F7/ Don't Hit The Scorekeep	16.5	30 0.550
7	Hall, Jon	F4/ Bulls On Parade	23.0	43 0.535
8	Russell, Jeff	F7/ Don't Hit The Scorekeep	21.5	41 0.524
9	Bosier, Sean	F3/ Death Throw	23.0	44 0.523
10	Vick, Justin	F7/ Don't Hit The Scorekeep	19.0	40 0.475
11	Additon, Chris	F4/ Bulls On Parade	16.0	34 0.471
12	Updyke, Jerry	F4/ Bulls On Parade	18.0	39 0.462
13	Whitley, Brian	F4/ Bulls On Parade	21.5	47 0.457
14	Smith, Van	F2/ The Coral Reefers	13.5	30 0.450

		"G" Division		
		ASP	TGP	Ave.
1	Rigert, Joe, Sr.	G3/ Wayne Gretzky	44.5	44 1.011
2	Holland, Tom	G5/ All About That Bull!	28.5	36 0.792
3	Finney, Dave	G3/ Wayne Gretzky	31.0	40 0.775
4	Gouge, Shane	G6/ Dr.unks	27.0	37 0.730
5	Bowen, Andy	G2/ Banging The Wire	24.0	35 0.686
6	Musil, Dylan	G1/ Old Darting Bastards	29.0	44 0.659
7	Murdoch, Nick	G6/ Dr.unks	25.5	39 0.654
8	Mickler, Spencer	G4/ Irish Ton	25.0	42 0.595
9	Millius, Mike	G1/ Old Darting Bastards	15.5	28 0.554
10	Rollins, Calvin	G2/ Banging The Wire	21.0	40 0.525
11	Converse, Laurence	G7/ Quackers	20.0	41 0.488
12	Cominole, Jeremy	G4/ Irish Ton	14.5	30 0.483
13	Voorhees, Cindy	G5/ All About That Bull!	13.0	28 0.464
14	Perkins, Heath	G4/ Irish Ton	17.0	37 0.459

		"H" Division		
		ASP	TGP	Ave.
1	Davis, P.J.	H5/ Grip It Lightly	23.0	34 0.676
2	Davis, Luc	H5/ Grip It Lightly	19.5	30 0.650
3	Tompkins, Charles	H4/ Tips & Shafts	20.5	36 0.569
4	Trefzger, Mike	H7/ Darty Sanchez	19.5	35 0.557
5	Wilson, Matthew	H4/ Tips & Shafts	19.0	36 0.528
6	Hamer, Andrew	H1/ Another Coach Creation	13.0	25 0.520
7	McNamara, Ken	H3/ We're Sexy & We Thro	19.0	37 0.514
8	Trefzger, Eric	H7/ Darty Sanchez	15.0	30 0.500
9	Scott, Kevin	H1/ Another Coach Creation	8.5	19 0.447
10	Robinson, Mike	H7/ Darty Sanchez	7.0	20 0.350
11	Gamble, Mark	H6/ The Neighborhood Dart	11.5	33 0.348
12	Amos, Terron	H6/ The Neighborhood Dart	13.0	38 0.342
	Thomas, Tony	H6/ The Neighborhood Dart	13.0	38 0.342
14	Al-Hoory, Al Mothan	H5/ Grip It Lightly	8.0	27 0.296

		Women's Records		
		W	L	%-age
(# of women by division: A-0, B-6, C-3, D-7, E-4, F-2, G-12, H-11)				
B	Phillips, Julie	B4/ Kiss This Crüe	35.5	45 0.789
	Preciado, Amanda	B3/ DD 214	24.0	41 0.585
C	Fisher, Jessie	C4/ Bangin' the Neighbors	20.0	39 0.513
	Mozzetti, Petra	D3/ My Cork Fell Out	10.0	24 0.417
D	Cotton, Barbara	D7/ WINNAU	14.0	37 0.378
	Hamilton, Dawn	D3/ My Cork Fell Out	17.0	47 0.362
E	Caldwell, Taylor	E6/ Taylor and the Swingin'	13.0	33 0.394

F	Mathews, Olivia	F3/ Death Throw	19.0	45 0.422
	Voorhees, Cindy	G5/ All About That Bull!	13.0	28 0.464
G	Gouge, Susan	G6/ Dr.unks	8.0	25 0.320
	Mickler, Madison	G4/ Irish Ton	8.5	28 0.304
	Gaines, Lauren	G3/ Wayne Gretzky	5.0	33 0.152
	Osier, Emmalee	H6/ The Neighborhood Dart	4.0	26 0.154
H	Zarelli, Karen	H3/ We're Sexy & We Thro	2.5	27 0.093
	-	-	-	-
	-	-	-	-

	Singles		Singles		Singles		Singles Win		Doubles		Doubles		Doubles Win		Sngls + Dbls		Sngls + Dbls		Tiebreaker Ws		Tiebreaker Ls		All-Star		Games Played		All-Star Point		Matches
	301		Crocket		Record		%-age		Crocket		501		%-age		Record		Win		%-age				Points		Played		Average		Played
A1/ The Unintimidated Element	54	24	64	14	118	38	0.756		33	6	31	8	0.821		246	66	0.788		0	0			424.5		312		1.361		
A 10 Kilts, Jason	1	2	2	0	3	2	0.600		2	0	2	2	0.667		7	4	0.636		0	0			10.5		11		0.955		5
A 11 Brown, Tom	6	3	7	2	13	5	0.722		7	2	8	1	0.833		28	8	0.778		0	0			42.0		36		1.167		9
A 12 Carroll, John	9	3	11	2	20	5	0.800		8	2	10	3	0.783		38	10	0.792		0	0			54.0		48		1.125		13
A 13 Jacobi, Paul	1	1	0	1	1	2	0.333		4	0	3	1	0.750		8	3	0.727		0	0			3.0		11		0.273		5
A 14 Knight, Mark	0	0	0	0	0	0	---		0	0	0	0	---		0	0	---		0	0			0.0		0		---		0
A 15 Kramer, John	7	4	10	1	17	5	0.773		9	2	8	2	0.810		34	9	0.791		0	0			49.0		43		1.140		11
A 16 Massengill, Chad	8	4	11	1	19	5	0.792		12	0	7	3	0.864		38	8	0.826		0	0			68.5		46		1.489		12
A 17 Phillips, Robbie	12	1	13	0	25	1	0.962		11	2	12	1	0.885		48	4	0.923		0	0			107.5		52		2.067		13
A 18 Smith, Allen	1	3	1	3	2	6	0.250		3	1	3	1	0.750		8	8	0.500		0	0			16.0		16		1.000		4
A 19 Tan, Wil	9	3	9	4	18	7	0.720		10	3	9	2	0.792		37	12	0.755		0	0			74.0		49		1.510		13
A2/ Darty Minds	29	43	19	53	48	96	0.333		8	28	13	23	0.292		90	198	0.313		0	0			200.0		288		0.694		
A 20 Reitano, Sal	7	3	4	8	11	11	0.500		3	8	5	9	0.320		19	28	0.404		0	0			40.0		47		0.851		11
A 21 Maccini, Billy	2	5	0	7	2	12	0.143		0	7	1	3	0.091		3	22	0.120		0	0			16.0		25		0.640		7
A 22 Bradshaw, Rick	2	7	1	8	3	15	0.167		2	7	3	6	0.278		8	28	0.222		0	0			17.0		36		0.472		8
A 23 Foushee, Eugene	6	7	3	8	9	15	0.375		2	9	5	6	0.318		16	30	0.348		0	0			21.0		46		0.457		11
A 24 Foward, Mike	8	3	6	5	14	8	0.636		3	9	4	7	0.304		21	24	0.467		0	0			66.0		45		1.467		11
A 25 Jobe, C.J.	3	7	5	7	8	14	0.364		4	8	4	7	0.348		16	29	0.356		0	0			27.5		45		0.611		11
A 26 Martin, Pat	1	8	0	8	1	16	0.059		2	6	4	6	0.333		7	28	0.200		0	0			12.5		35		0.357		10
A 27 Evans, Mike	0	3	0	2	0	5	0.000		0	2	0	2	0.000		0	9	0.000		0	0			0.0		9		0.000		3
A3/ North Raleigh Alliance	35	43	40	38	75	81	0.481		22	17	21	18	0.43		161	151	0.516		7	0			317.0		312		1.016		
A 30 Huffman, David	5	8	8	5	13	13	0.500		10	3	7	6	0.654		30	22	0.577		1	0			48.0		52		0.923		13
A 31 Tanner, Dave	3	8	2	7	5	15	0.250		3	6	5	2	0.500		13	23	0.361		1	0			26.5		36		0.736		12
A 32 Work, Joe	8	5	10	3	18	8	0.692		7	6	6	7	0.500		31	21	0.596		1	0			82.5		52		1.587		13
A 33 Kerr, Jim	4	4	4	6	8	10	0.444		4	6	4	5	0.421		16	21	0.432		1	0			29.0		37		0.784		12
A 34 Lange, Cody	4	8	6	6	10	14	0.417		7	6	7	6	0.538		24	26	0.480		1	0			39.5		50		0.790		13
A 35 Krasnow, Dave	4	5	2	7	6	12	0.333		4	4	7	4	0.579		17	20	0.459		1	0			24.0		37		0.649		13
A 36 Wilcenski, Steve	7	5	8	4	15	9	0.625		9	3	6	6	0.625		30	18	0.625		1	0			67.5		48		1.406		12
A4/ The Neighborhood Bullies	50	22	55	17	105	39	0.729		28	8	19	17	0.653		199	89	0.691		0	0			406.0		288		1.410		
A 40 Cusher, Dean	2	2	3	3	5	5	0.500		6	1	2	3	0.667		13	9	0.591		0	0			23.0		22		1.045		8
A 41 Elder, Craig	4	0	3	1	7	1	0.875		1	3	3	1	0.500		11	5	0.688		0	0			32.0		16		2.000		4
A 42 Blake, Brian	2	0	2	1	4	1	0.800		1	1	0	1	0.333		5	3	0.625		0	0			14.5		8		1.813		3
A 43 Foushee, Kevin	4	4	5	4	9	8	0.529		8	0	2	8	0.556		19	16	0.543		0	0			44.5		35		1.271		12
A 44 Gibson, Pat	10	2	10	2	20	4	0.833		10	1	7	5	0.739		37	10	0.787		0	0			107.0		47		2.277		12
A 45 Johnson, Michael	8	2	10	2	18	4	0.818		9	3	7	5	0.667		34	12	0.739		0	0			65.5		46		1.424		12
A 46 Stewart, Pete	5	7	6	2	11	9	0.550		6	0	6	4	0.750		23	13	0.639		0	0			36.0		36		1.000		12
A 47 Stewart, P.J.	10	1	11	0	21	1	0.955		8	4	5	5	0.591		34	10	0.773		0	0			59.0		44		1.341		12
A 48 Thompson, Victor	5	4	5	2	10	6	0.625		6	3	6	1	0.750		22	10	0.688		0	0			22.0		32		0.688		10
A 49 Gardner, Kyle	0	0	0	0	0	0	---		1	0	0	1	0.500		1	1	0.500		0	0			2.5		2		1.250		1
A5/ Lunatic Fringe	37	41	36	42	73	83	0.468		21	18	19	20	0.513		153	159	0.490		0	7			304.5		312		0.976		
A 50 Eason, Joel	3	4	1	7	4	11	0.267		5	7	7	5	0.500		16	23	0.410		0	1			34.0		39		0.872		12
A 51 Terry, Bob	6	4	7	3	13	7	0.650		8	2	6	3	0.737		27	12	0.692		0	1			47.0		39		1.205		10
A 52 Bakowski, Adam	1	2	5	6	6	8	0.429		5	4	5	6	0.500		16	18	0.471		0	1			23.0		34		0.676		12
A 53 Mitchell, Sid	6	6	8	4	14	10	0.583		7	4	8	4	0.652		29	18	0.617		0	1			55.0		47		1.170		13
A 54 Mozzetti, Tim "Tex"	4	7	4	7	8	14	0.364		5	5	4	6	0.450		17	25	0.405		0	1			42.0		42		1.000		11
A 55 Lane, Tim	2	6	2	3	4	9	0.308		3	3	2	2	0.500		9	14	0.391		0	1			16.5		23		0.717		9
A 56 Jeffreys, Lee	3	7	4	3	7	10	0.412		3	4	1	4	0.333		11	18	0.379		0	0			23.5		29		0.810		10
A 57 Zawrotniak, Joe	8	3	3	4	11	7	0.611		3	5	4	5	0.412		18	17	0.514		0	0			34.5		35		0.986		11
A 58 Gelberg, Dave	4	2	2	5	6	7	0.462		3	2	1	5	0.364		10	14	0.417		0	1			29.0		24		1.208		7
A6/ Jameson's Monkeys	31	47	28	50	59	97	0.378		11	28	17	22	0.359		115	197	0.369		0	0			238.5		312		0.765		
A 60 Bunn, Tim	7	7	7	7	14	14	0.500		4	9	5	8	0.346		23	31	0.426		0	0			51.0		54		0.944		13
A 61 Little, Clint	3	9	5	7	8	16	0.333		3	9	5	7	0.333		16	32	0.333		0	0			39.5		48		0.824		12
A 62 Persson, Kenny	7	6	7	7	14	13	0.519		6	7	7	7	0.481		27	27	0.500		0	0			56.0		54		1.037		13
A 63 Scott, Lee	5	5	0	5	5	10	0.333		1	9	5	4	0.316		11	23	0.324		0	0			12.0		34		0.353		10
A 64 Coe, Jason	5	7	4	8	9	15	0.375		2	9	6	6	0.348		17	30	0.362		0	0			33.0		47		0.702		12
A 65 Massengill, Randy	3	10	4	8	7	18	0.280		5	8	5	7	0.400		17	33	0.340		0	0			36.0		50		0.720		12
A 66 Bell, Mike	1	0	0	1	1	1	0.500		1	0	0	1	0.500		2	2	0.500		0	0			3.5		4		0.875		1
A 67 Jeffcoat, Doug	0	3	1	7	1	10	0.091		0	5	1	4	0.100		2	19	0.095		0	0			7.5		21		0.357		8
A7/ Dartistic Abandon	31	47	28	50	59	97	0.378		12	27	14	25	0.333		111	201	0.356		0	0			225.0		312		0.721		
A 70 Denton, Fon	3	12	2	9	5	21	0.192		2	8	4	9	0.261		11	38	0.224												

		Singles	301	Singles	Cricket	Singles	Record	Singles Win %-age	Doubles	Cricket	Doubles	501	Doubles	Record	Doubles Win %-age	Sngls + Dbls	Record	Sngls + Dbls Win %-age	Tiebreaker Ws	Tiebreaker Ls	All-Star Points	Games Played	All-Star Point Average	Matches Played
B1/ Things That Bounce		41	37	48	30	89	67	0.571	26	13	21	18	47	31	0.603	183	129	0.587	13	0	169.0	312	0.542	
B 10	McCartney, Joe	8	2	7	3	15	5	0.750	7	2	4	3	11	5	0.688	26	10	0.722	1	0	29.0	36	0.806	10
B 11	Litzinger, Mike	6	5	4	6	10	11	0.476	4	6	6	5	10	11	0.476	20	22	0.476	1	0	15.5	42	0.369	12
B 12	Snyder, Mike	7	5	9	3	16	8	0.667	10	3	6	6	16	9	0.640	32	17	0.653	2	0	29.0	49	0.592	13
B 13	Snyder, Gary	1	8	0	4	1	12	0.077	2	3	5	3	7	6	0.538	8	18	0.308	1	0	1.0	26	0.038	9
B 14	Veith, Matt	0	3	3	5	3	8	0.273	4	3	3	5	7	8	0.467	10	16	0.385	1	0	18.5	26	0.712	8
B 15	Iager, John	3	3	4	2	7	5	0.583	4	2	3	3	7	5	0.583	14	10	0.583	1	0	13.0	24	0.542	7
B 16	Sheer, Andy	3	5	6	4	9	9	0.500	6	3	7	3	13	6	0.684	22	15	0.595	2	0	22.0	37	0.595	10
B 17	Winters, Tom "Tiny"	9	2	10	2	19	4	0.826	11	1	5	6	16	7	0.696	35	11	0.761	2	0	25.5	46	0.554	12
B 18	Gallagher, Jim	2	2	3	0	5	2	0.714	3	1	1	2	4	3	0.571	9	5	0.643	1	0	11.0	14	0.786	4
B 19	Jackson, Barry	2	2	2	1	4	3	0.571	1	2	2	0	3	2	0.600	7	5	0.583	1	0	4.5	12	0.375	4
B2/ Shooter McGavin		34	44	34	44	68	88	0.436	18	21	20	19	38	40	0.487	144	168	0.462	7	6	143.5	312	0.460	
B 20	Knott, Ronnie	8	4	6	6	14	10	0.583	7	5	7	4	14	9	0.609	28	19	0.596	1	1	27.0	47	0.574	12
B 21	Knott, Ryan	5	8	2	6	7	14	0.333	6	7	4	9	10	16	0.385	17	30	0.362	1	1	16.5	47	0.351	13
B 22	Sautter, Don	2	5	6	6	8	11	0.421	4	9	8	5	12	14	0.462	20	25	0.444	1	1	18.5	45	0.411	13
B 23	Sautter, Scott	6	7	6	7	12	14	0.462	6	6	4	9	10	15	0.400	22	29	0.431	1	1	29.5	51	0.578	13
B 24	Schon, Chris	5	7	2	10	7	17	0.292	5	8	7	6	12	14	0.462	19	31	0.380	1	1	13.5	50	0.270	13
B 25	Howard, Brian	5	8	11	2	16	10	0.615	8	5	9	4	17	9	0.654	33	19	0.635	1	1	29.5	52	0.567	13
B 26	Demler, John	3	5	1	7	4	12	0.250	0	2	1	1	1	3	0.250	5	15	0.250	1	0	9.0	20	0.450	8
B3/ DD 214		45	33	40	38	85	71	0.545	15	24	15	24	30	48	0.385	145	167	0.465	8	7	170.5	312	0.546	
B 30	Guenther, George	6	3	4	6	10	9	0.526	2	5	2	7	4	12	0.250	14	21	0.400	1	1	16.5	35	0.471	11
B 31	Gabry, Greg	4	5	0	4	4	9	0.308	0	9	2	4	2	13	0.133	6	22	0.214	1	0	7.0	28	0.250	10
B 32	Brody, Kevin	2	3	2	4	4	7	0.364	3	5	2	6	5	11	0.313	9	18	0.333	0	1	16.0	27	0.593	9
B 33	Thomas, Joe	6	4	5	6	11	10	0.524	6	6	3	8	9	14	0.391	20	24	0.455	1	1	21.0	44	0.477	13
B 34	Long, Stephen	5	5	8	3	13	8	0.619	5	5	3	7	8	12	0.400	21	20	0.512	1	1	26.0	41	0.634	11
B 35	Preciado, Amanda "Stitch"	5	6	8	4	13	10	0.565	4	5	1	8	5	13	0.278	18	23	0.439	1	1	24.0	41	0.585	12
B 36	Hunsberger, Jim	8	1	3	5	11	6	0.647	2	5	7	3	9	8	0.529	20	14	0.588	1	1	18.0	34	0.529	12
B 37	Beard, Tommy	6	4	8	3	14	7	0.667	4	7	7	4	11	11	0.500	25	18	0.581	1	1	27.5	43	0.640	11
B 38	Goss, Matt	3	2	2	3	5	5	0.500	4	1	3	1	7	2	0.778	12	7	0.632	1	0	14.5	19	0.763	5
B4/ Kiss This Crüe		39	39	32	46	71	85	0.455	14	25	28	11	42	36	0.538	155	157	0.497	0	9	165.0	312	0.529	
B 40	Phillips, Julie	7	5	4	8	11	13	0.458	3	8	8	2	11	10	0.524	22	23	0.489	0	1	35.5	45	0.789	12
B 41	Bathurst, Alyssa	1	2	2	7	3	9	0.250	5	4	6	4	11	8	0.579	14	17	0.452	0	1	15.5	31	0.500	12
B 42	Bathurst, Ryan	5	6	4	6	9	12	0.429	3	5	12	1	15	6	0.714	24	18	0.571	0	1	20.0	42	0.476	13
B 43	Dillon, Matt	6	4	4	4	10	8	0.556	1	8	9	0	10	8	0.556	20	16	0.556	0	1	15.0	36	0.417	12
B 44	Ellis, E.J.	2	5	1	5	3	10	0.231	1	4	3	3	4	7	0.364	7	17	0.292	0	1	7.0	24	0.292	9
B 45	Bowman, Merrill	6	3	5	4	11	7	0.611	4	6	6	6	10	12	0.455	21	19	0.525	0	1	15.5	40	0.388	13
B 46	Watson, Jeff, Jr.	2	3	8	2	10	5	0.667	5	6	7	0	12	6	0.667	22	11	0.667	0	1	31.5	33	0.955	11
B 47	Taylor, Tisha	3	2	0	1	3	3	0.500	2	3	2	0	4	3	0.571	7	6	0.538	0	1	3.5	13	0.269	6
B 48	Fischer, Dawnielle	0	4	1	4	1	8	0.111	1	3	2	1	3	4	0.429	4	12	0.250	0	0	3.0	16	0.188	10
B 49	Whitehead, Lee	7	5	3	5	10	10	0.500	3	3	1	5	4	8	0.333	14	18	0.438	0	1	18.5	32	0.578	12
B5/ Red Eyed Jedis		40	38	39	39	79	77	0.506	18	21	16	23	34	44	0.436	147	165	0.471	0	0	173.5	312	0.556	
B 50	Jones, Jeff	1	7	1	3	2	10	0.167	0	5	1	8	1	13	0.071	3	23	0.115	0	0	9.0	26	0.346	10
B 51	Holland, Stephen	9	2	6	5	15	7	0.682	6	5	6	5	12	10	0.545	27	17	0.614	0	0	22.5	44	0.511	11
B 52	Murdaugh, John	5	6	6	5	11	11	0.500	6	6	3	6	9	12	0.429	20	23	0.465	0	0	30.0	43	0.698	12
B 53	Crumpler, Greg	4	5	4	6	8	11	0.421	1	9	5	6	6	15	0.286	14	26	0.350	0	0	12.0	40	0.300	13
B 54	Ridenour, Ron	4	5	2	6	6	11	0.353	4	3	5	2	9	5	0.643	15	16	0.484	0	0	22.5	31	0.726	10
B 55	Wells, John	5	1	3	2	8	3	0.727	4	2	1	6	5	8	0.385	13	11	0.542	0	0	16.0	24	0.667	7
B 56	Sellers, Mark	6	6	7	5	13	11	0.542	6	6	7	3	13	9	0.591	26	20	0.565	0	0	39.0	46	0.848	12
B 57	Rodgers, Trey	4	5	5	4	9	9	0.500	5	4	3	5	8	9	0.471	17	18	0.486	0	0	18.0	35	0.514	9
B 58	Sarantos, Alex	2	1	5	3	7	4	0.636	4	2	1	5	5	7	0.417	12	11	0.522	0	0	4.5	23	0.196	8
B6/ One Armed Bandits		32	46	32	46	64	92	0.410	21	18	12	27	33	45	0.423	130	182	0.417	6	0	139.5	312	0.447	
B 60	Kiser, Lyman	0	6	0	7	0	13	0.000	2	5	0	8	2	13	0.133	2	26	0.071	1	0	1.0	28	0.036	8
B 61	Richardson, Shane	7	3	7	2	14	5	0.737	7	2	3	6	10	8	0.556	24	13	0.649	1	0	22.0	37	0.595	9
B 62	White, Jim	6	6	7	5	13	11	0.542	7	5	4	8	11	13	0.458	24	24	0.500	1	0	35.0	48	0.729	12
B 63	Caldwell, Greg	0	2	1	1	1	3	0.250	1	0	0	1	1	1	0.500	2	4	0.333	0	0	1.0	6	0.167	2
B 64	Hansen, Josh	3	10	3	8	6	18	0.250	5	7	2	9	7	16	0.304	13	34	0.277	1	0	10.5	47	0.223	11
B 65	Lewis, Dave	3	4	2	5	5	9	0.357	0	7	3	4	3	11	0.214	8	20	0.286	1	0	6.0	28	0.214	7
B 66	Murphy, Phil	6	6	6	7	12	13	0.480	8	5	5	7	13	12	0.520	25	25	0.500	1	0	22.5	50	0.450	12
B 67	Trefzger, Ken	7	4	5	6	12	10	0.545	9	2	5	6	14	8	0.636	26	18	0.591	0	0	38.0	44	0.864	11
B 68	Hughes, Lord	0	5	1	5	1	10	0.091	3	3	2	5	5	8	0.385	6	18	0.250	0	0	3.5	24	0.146	7
B7/ Irrelevant Details		46	32	44	34	90	66	0.577	24	15	19	20	43	35	0.551	176	136	0.564	0	7	188.5	312	0.604	
B 70	Limerick, Jeremy	12	1	8	5	20	6	0.769	9	4	3	4	12	8	0.600	32	14	0.696	0	1	45.5	46	0.989	13
B 71	Surber, Dave	7	4	5	5	12	9	0.571	7	4	6	4	13	8	0.619	25	17	0.595	0	1	21.0	42	0.500	12
B 72	Blackwelder, Deb	5	7	8	2	13	9	0.591	7	3	6	5	13	8	0.619	26	17	0.605	0	1	22.5	43	0.523	13
B 73	Balint, Joey	0	3	0	1	0	4	0.000	1	0	1	2	2	2	0.500	2	6	0.250	0	0	0.0	8	0.000	4
B																								

	Singles 301	Singles Cricket	Singles Record	Singles Win %-age	Doubles Cricket	Doubles 501	Doubles Record	Doubles Win %-age	Sngls + Dbls Record	Sngls + Dbls Win %-age	Tiebreaker Ws	Tiebreaker Ls	All-Star Points	Games Played	All-Star Point Average	Matches Played
C1/ Nine Lives	34 32	39 27	73 59	0.553	20 13	17 16	37 29	0.561	147 117	0.557	6 0	121.5	264	0.460		
C 10 Romanchek, David	3 7	4 4	7 11	0.389	5 4	6 3	11 7	0.611	18 18	0.500	1 0	17.5	36	0.486	10	
C 11 Smith, Butch	8 2	8 5	16 7	0.696	7 4	5 6	12 10	0.545	28 17	0.622	1 0	19.0	45	0.422	10	
C 12 Copple, Matthew	4 6	9 1	13 7	0.650	8 1	5 6	13 7	0.650	26 14	0.650	1 0	28.0	40	0.700	10	
C 13 Mays, John	4 6	4 4	8 10	0.444	5 4	4 6	9 10	0.474	17 20	0.459	1 0	14.0	37	0.378	10	
C 14 Marsden, James	3 1	2 5	5 6	0.455	2 4	2 1	4 5	0.444	9 11	0.450	0 0	3.5	20	0.175	7	
C 15 Gibson, Jack	4 4	1 5	5 9	0.357	3 3	3 4	6 7	0.462	11 16	0.407	0 0	12.0	27	0.444	6	
C 16 Keever, David	2 3	4 2	6 5	0.545	4 3	3 3	7 6	0.538	13 11	0.542	1 0	6.0	24	0.250	7	
C 17 Porcelli, Robb	6 3	7 1	13 4	0.765	6 3	6 3	12 6	0.667	25 10	0.714	1 0	21.5	35	0.614	9	
C2/ Cheap Shots	37 29	40 26	77 55	0.583	11 22	23 10	34 32	0.515	145 119	0.549	16 15	139.5	264	0.528		
C 20 Buckman, David	4 3	6 4	10 7	0.588	3 6	5 4	8 10	0.444	18 17	0.514	2 1	19.0	35	0.543	10	
C 21 Burney, Gary	1 7	1 1	2 8	0.200	1 2	4 3	5 5	0.500	7 13	0.350	2 2	5.5	20	0.275	9	
C 22 Hindle, Mikey	11 0	7 4	18 4	0.818	3 8	9 2	12 10	0.545	30 14	0.682	2 2	23.5	44	0.534	11	
C 23 Hall, Josh	7 4	8 3	15 7	0.682	5 6	9 2	14 8	0.636	29 15	0.659	2 2	28.5	44	0.648	11	
C 24 Witz, Steve	5 5	7 4	12 9	0.571	4 7	9 2	13 9	0.591	25 18	0.581	2 2	22.0	43	0.512	11	
C 25 James, Bob	5 2	5 3	10 5	0.667	2 4	3 3	5 7	0.417	15 12	0.556	2 2	18.5	27	0.685	10	
C 26 Murdock, Jim	0 4	3 6	3 10	0.231	1 7	2 3	3 10	0.231	6 20	0.231	2 2	11.5	26	0.442	11	
C 27 Bemis, Matt	4 4	3 1	7 5	0.583	3 4	5 1	8 5	0.615	15 10	0.600	2 2	11.0	25	0.440	9	
C3/ Menace 2 Sobriety	27 39	26 40	53 79	0.402	10 23	18 15	28 38	0.424	109 155	0.413	7 0	101.5	264	0.384		
C 30 Johnson, Dave	7 4	8 3	15 7	0.682	3 8	5 6	8 14	0.364	23 21	0.523	1 0	18.5	44	0.420	11	
C 31 Bouchard, Keith	2 5	0 8	2 13	0.133	1 7	3 4	4 11	0.267	6 24	0.200	1 0	10.5	30	0.350	8	
C 32 White, J.J.	7 4	7 4	14 8	0.636	1 10	5 6	6 16	0.273	20 24	0.455	1 0	25.5	44	0.580	11	
C 33 McCartney, Eric	4 6	3 7	7 13	0.350	7 4	8 2	15 6	0.714	22 19	0.537	1 0	14.5	41	0.354	10	
C 34 Polenz, Steve	3 8	5 5	8 13	0.381	5 5	8 2	13 7	0.650	21 20	0.512	1 0	16.0	41	0.390	10	
C 35 Staley, Shawn	3 8	3 9	6 17	0.261	2 7	4 8	6 15	0.286	12 32	0.273	1 0	10.5	44	0.239	11	
C 36 Kareiva, Keith	1 2	0 2	1 4	0.200	1 3	1 2	2 5	0.286	3 9	0.250	1 0	1.0	12	0.083	5	
C 37 Price, Brady	0 2	0 2	0 4	0.000	0 2	2 0	2 2	0.500	2 6	0.250	0 0	5.0	8	0.625	2	
C4/ Bangin' the Neighbors	32 34	36 30	68 64	0.515	19 14	17 16	36 30	0.545	140 124	0.530	0 6	124.5	264	0.472		
C 40 Stephenson, Scott	3 6	2 4	5 10	0.333	4 3	5 4	9 7	0.563	14 17	0.452	0 0	6.0	31	0.194	10	
C 41 Fisher, Jessie	8 3	5 6	13 9	0.591	6 3	1 7	7 10	0.412	20 19	0.513	0 1	20.0	39	0.513	11	
C 42 Citrak, Sheldon	2 5	6 1	8 6	0.571	6 1	3 4	9 5	0.643	17 11	0.607	0 1	8.5	28	0.304	7	
C 43 Collins, Craig	0 3	3 6	3 9	0.250	7 4	6 5	13 9	0.591	16 18	0.471	0 1	12.5	34	0.368	11	
C 44 Wilson, Chris	4 5	4 5	8 10	0.444	1 6	3 4	4 10	0.286	12 20	0.375	0 1	15.0	32	0.469	10	
C 45 Stewart, Colleen	1 6	0 4	1 10	0.091	0 6	2 2	2 8	0.200	3 18	0.143	0 0	2.0	21	0.095	8	
C 46 Bottomley, Kevin	7 3	9 1	16 4	0.800	7 3	6 4	13 7	0.650	29 11	0.725	0 1	30.0	40	0.750	10	
C 47 Hudson, Dallas	7 3	7 3	14 6	0.700	7 2	8 2	15 4	0.789	29 10	0.744	0 1	30.5	39	0.782	10	
C5/ Sharky's Machine	34 38	33 39	67 77	0.465	19 17	10 26	29 43	0.403	125 163	0.434	0 19	103.0	288	0.358		
C 50 Fink, Scott	4 7	5 3	9 10	0.474	7 4	4 7	11 11	0.500	20 21	0.488	0 3	16.5	41	0.402	12	
C 51 Allison, Frank	4 5	3 6	7 11	0.389	4 2	1 5	5 7	0.417	12 18	0.400	0 2	11.5	30	0.383	9	
C 52 Bateman, Jimmy	5 6	7 4	12 10	0.545	4 7	2 7	6 14	0.300	18 24	0.429	0 3	20.5	42	0.488	11	
C 53 Borgia, Pete	6 4	6 5	12 9	0.571	6 5	1 9	7 14	0.333	19 23	0.452	0 3	14.5	42	0.345	11	
C 54 Barrett, Darren	6 5	2 9	8 14	0.364	4 3	4 7	8 10	0.444	16 24	0.400	0 3	8.0	40	0.200	11	
C 55 Schaefer, Dan	2 6	1 4	3 10	0.231	5 4	2 5	7 9	0.438	10 19	0.345	0 2	1.0	29	0.034	9	
C 56 Kruger, Lonny	3 0	3 5	6 5	0.545	3 6	1 8	4 14	0.222	10 19	0.345	0 2	12.0	29	0.414	9	
C 57 Schaefer, John	4 5	6 3	10 8	0.556	5 3	5 4	10 7	0.588	20 15	0.571	0 1	19.0	35	0.543	9	
C6/ Double In, Stumble Out	33 33	20 46	53 79	0.402	18 15	18 15	36 30	0.545	125 139	0.473	11 6	119.0	264	0.451		
C 60 Macias, Anthony	5 6	4 7	9 13	0.409	8 3	5 6	13 9	0.591	22 22	0.500	2 1	18.0	44	0.409	11	
C 61 Simpson, Aden	6 5	7 4	13 9	0.591	7 4	8 3	15 7	0.682	28 16	0.636	2 1	33.5	44	0.761	11	
C 62 Simpson, David	7 4	5 6	12 10	0.545	4 7	6 5	10 12	0.455	22 22	0.500	2 1	17.0	44	0.386	11	
C 63 Simpson, Tyler	5 5	3 7	8 12	0.400	7 3	5 5	12 8	0.600	20 20	0.500	1 1	21.5	40	0.538	10	
C 64 Thompson, Barry	6 6	0 10	6 16	0.273	4 8	5 6	9 14	0.391	15 30	0.333	2 1	14.5	45	0.322	11	
C 65 Blackwelder, Allyson	4 5	1 11	5 16	0.238	6 5	6 5	12 10	0.545	17 26	0.395	2 1	14.5	43	0.337	11	
C 66 Brown, Phil	0 2	0 1	0 3	0.000	0 0	1 0	1 0	1.000	1 3	0.250	0 0	0.0	4	0.000	3	
C7/ Consistently Inconsistent	37 29	40 26	77 55	0.583	20 13	14 19	34 32	0.515	145 119	0.549	14 9	171.5	264	0.650		
C 70 Grubb, Ed	4 2	5 2	9 4	0.692	4 2	3 4	7 6	0.538	16 10	0.615	1 1	21.0	26	0.808	10	
C 71 Haynes, Chris	3 2	3 3	6 5	0.545	5 3	1 3	6 6	0.500	12 11	0.522	1 1	15.5	23	0.674	8	
C 72 Martin, Chris	1 5	0 2	1 7	0.125	1 1	1 1	2 2	0.500	3 9	0.250	1 1	0.0	12	0.000	6	
C 73 Moody, Chris	7 2	6 2	13 4	0.765	5 4	6 3	11 7	0.611	24 11	0.686	1 1	32.5	35	0.929	9	
C 74 Schmaus, Darren	7 3	7 3	14 6	0.700	6 5	5 6	11 11	0.500	25 17	0.595	2 1	17.0	42	0.405	11	
C 75 Bass, Joe	2 5	4 6	6 11	0.353	6 3	1 5	7 8	0.467	13 19	0.406	2 1	21.5	32	0.672	10	
C 76 Munsell, Jonathan	2 4	1 4	3 8	0.273	1 3	2 8	3 11	0.214	6 19	0.240	2 1	2.5	25	0.100	11	
C 77 Ehrmann, Rob	5 3	5 4	10 7	0.588	4 4	5 4	9 8	0.529	19 15	0.559	2 1	14.5	34	0.426	10	
C 78 McNamara, Tim	6 3	9 0	15 3	0.833	8 1	4 4	12 5	0.706	27 8	0.771	2 1	47.0	35	1.343	9	

	Singles 301		Singles Cricket		Singles Record		Singles Win %-age	Doubles Cricket		Doubles 501		Doubles Record		Doubles Win %-age	Sngls + Dbls Record		Sngls + Dbls Win %-age	Tiebreaker Ws		Tiebreaker Ls		All-Star Points	Games Played	All-Star Point Average	Matches Played
D1/ Garage, Inc.	25	41	31	35	56	76	0.424	13	20	14	19	27	39	0.409	110	154	0.417	6	13	110.5	264	0.419			
D 10 Long, Gary	5	6	8	3	13	9	0.591	6	5	6	4	12	9	0.571	25	18	0.581	1	2	17.0	43	0.395	11		
D 11 Gardner, Mike	5	6	8	3	13	9	0.591	7	3	8	3	15	6	0.714	28	15	0.651	1	2	25.5	43	0.593	11		
D 12 Ellington, Dave	3	7	1	6	4	13	0.235	1	8	4	6	5	14	0.263	9	27	0.250	1	2	7.5	36	0.208	10		
D 13 Knight, Tim	3	4	2	4	5	8	0.385	2	5	2	3	4	8	0.333	9	16	0.360	1	2	5.5	25	0.220	7		
D 14 Williams, Denny	1	7	3	7	4	14	0.222	1	7	3	7	4	14	0.222	8	28	0.222	1	2	11.5	36	0.319	11		
D 15 Morin, Deane "Dino"	5	6	6	5	11	11	0.500	3	7	4	6	7	13	0.350	18	24	0.429	1	2	24.5	42	0.583	11		
D 16 Long, Robert	1	3	1	4	2	7	0.222	4	2	1	6	5	8	0.385	7	15	0.318	0	1	11.0	22	0.500	7		
D 17 Ellington, Jake	2	2	2	3	4	5	0.444	2	3	0	3	2	6	0.250	6	11	0.353	0	0	8.0	17	0.471	5		
D2/ Projectile Dysfunction	36	30	31	35	67	65	0.508	17	16	19	14	36	30	0.545	139	125	0.527	0	7	116.0	264	0.439			
D 20 Clark, Dan	5	4	5	4	10	8	0.556	7	2	7	2	14	4	0.778	24	12	0.667	0	1	23.0	36	0.639	9		
D 21 Smith, Brian	3	6	4	6	7	12	0.368	8	2	6	4	14	6	0.700	21	18	0.538	0	1	11.5	39	0.295	10		
D 22 Tant, J.J.	5	5	9	2	14	7	0.667	6	5	6	5	12	10	0.545	26	17	0.605	0	1	35.5	43	0.826	11		
D 23 Peterson, Chris	8	3	5	6	13	9	0.591	9	2	8	3	17	5	0.773	30	14	0.682	0	1	14.5	44	0.330	11		
D 24 Steppe, Mike	7	4	4	7	11	11	0.500	2	9	6	5	8	14	0.364	19	25	0.432	0	1	19.0	44	0.432	11		
D 25 Raymond, Ryan	6	3	3	8	9	11	0.450	2	7	3	5	5	12	0.294	14	23	0.378	0	1	8.5	37	0.230	11		
D 26 Talley, Gray	2	5	1	2	3	7	0.300	0	5	2	4	2	9	0.182	5	16	0.238	0	1	4.0	21	0.190	8		
D3/ My Cork Fell Out	32	34	22	44	54	78	0.409	9	24	14	19	23	43	0.348	100	164	0.379	0	0	108.0	264	0.409			
D 30 Jeffcoat, Angela	4	8	1	11	5	19	0.208	2	10	5	6	7	16	0.304	12	35	0.255	0	0	15.5	47	0.330	10		
D 31 Mozzetti, Petra	2	4	2	4	4	8	0.333	0	6	2	4	2	10	0.167	6	18	0.250	0	0	10.0	24	0.417	6		
D 32 Yang, Rob	3	3	2	4	5	7	0.417	2	4	4	3	6	7	0.462	11	14	0.440	0	0	10.5	25	0.420	6		
D 33 Ackerman, Travis	7	2	3	6	10	8	0.556	1	8	4	5	5	13	0.278	15	21	0.417	0	0	18.5	36	0.514	9		
D 34 Hamilton, Dawn	7	4	5	7	12	11	0.522	5	7	6	6	11	13	0.458	23	24	0.489	0	0	17.0	47	0.362	10		
D 35 Fleener, Michael	1	11	4	6	5	17	0.227	5	3	1	8	6	11	0.353	11	28	0.282	0	0	20.5	39	0.526	9		
D 36 Venable, Mike	8	2	5	6	13	8	0.619	3	10	6	6	9	16	0.360	22	24	0.478	0	0	16.0	46	0.348	10		
D4/ Big Bulls	38	28	31	35	69	63	0.523	17	16	16	17	33	33	0.500	135	129	0.511	7	7	119.0	264	0.451			
D 40 Toolan, Chris	5	6	4	4	9	10	0.474	6	4	5	5	11	9	0.550	20	19	0.513	1	1	18.0	39	0.462	11		
D 41 Reinert, Kevin	2	3	2	5	4	8	0.333	3	4	3	4	6	8	0.429	10	16	0.385	1	1	9.5	26	0.365	8		
D 42 Fitzgerald, Dennis	5	3	5	5	10	8	0.556	6	4	7	3	13	7	0.650	23	15	0.605	1	1	21.5	38	0.566	10		
D 43 Talton, Chris	4	3	4	3	8	6	0.571	3	5	3	6	6	11	0.353	14	17	0.452	1	1	10.5	31	0.339	9		
D 44 Irby, Jason	5	6	5	5	10	11	0.476	5	5	3	5	8	10	0.444	18	21	0.462	1	1	23.0	39	0.590	10		
D 45 Stewart, Kevin	9	1	7	3	16	4	0.800	4	5	4	4	8	9	0.471	24	13	0.649	1	1	10.5	37	0.284	10		
D 46 McWhorter, Mike	4	0	2	2	6	2	0.750	2	1	2	2	4	3	0.571	10	5	0.667	0	0	8.0	15	0.533	4		
D 47 Golub, Gregg	2	4	1	5	3	9	0.250	3	3	2	4	5	7	0.417	8	16	0.333	1	0	7.0	24	0.292	7		
D 48 Flanagan, Stephen	2	2	1	3	3	5	0.375	2	1	3	1	5	2	0.714	8	7	0.533	0	1	11.0	15	0.733	5		
D5/ Show Me Your Tips	41	31	46	26	87	57	0.604	21	15	20	16	41	31	0.569	169	119	0.587	0	0	178.5	288	0.620			
D 50 Powell, Lee	9	2	8	3	17	5	0.773	8	2	2	7	10	9	0.526	27	14	0.659	0	0	34.5	41	0.841	11		
D 51 Bushman, Brad	5	5	4	5	9	10	0.474	8	2	7	3	15	5	0.750	24	15	0.615	0	0	23.0	39	0.590	10		
D 52 Bialaszewski, Rich	5	7	9	4	14	11	0.560	8	5	6	5	14	10	0.583	28	21	0.571	0	0	29.5	49	0.602	12		
D 53 Haithcock, Lee	6	5	6	5	12	10	0.545	5	6	6	6	11	12	0.478	23	22	0.511	0	0	29.0	45	0.644	11		
D 54 Raquet, Mike	7	6	8	4	15	10	0.600	7	6	7	5	14	11	0.560	29	21	0.580	0	0	26.0	50	0.520	12		
D 55 Blake, Terry	8	5	10	2	18	7	0.720	5	7	10	3	15	10	0.600	33	17	0.660	0	0	30.5	50	0.610	12		
D 56 Waller, Jeremy	1	1	1	3	2	4	0.333	1	2	2	3	3	5	0.375	5	9	0.357	0	0	6.0	14	0.429	5		
D6/ Bulls Up	29	37	43	23	72	60	0.545	22	11	16	17	38	28	0.576	148	116	0.561	14	0	137.0	264	0.519			
D 60 Butterworth, Dan	4	4	9	2	13	6	0.684	9	2	8	2	17	4	0.810	30	10	0.750	2	0	25.5	40	0.638	11		
D 61 Butterworth, Jim	5	4	9	2	14	6	0.700	9	2	8	2	17	4	0.810	31	10	0.756	2	0	34.0	41	0.829	11		
D 62 Frederick, Karl	5	5	8	1	13	6	0.684	7	2	4	4	11	6	0.647	24	12	0.667	2	0	10.5	36	0.292	10		
D 63 O'Toole, Mike	4	5	6	5	10	10	0.500	5	3	5	6	10	9	0.526	20	19	0.513	2	0	26.5	39	0.679	11		
D 64 Graves, Julie	5	6	2	2	7	8	0.467	5	4	3	7	8	11	0.421	15	19	0.441	2	0	7.5	34	0.221	11		
D 65 Sessoms, DeWayne	1	8	1	7	2	15	0.118	3	4	3	5	6	9	0.400	8	24	0.250	2	0	7.5	32	0.234	11		
D 66 Arnold, Jimmy	4	5	7	4	11	9	0.550	6	5	1	7	7	12	0.368	18	21	0.462	2	0	24.5	39	0.628	11		
D 67 Robertson, Phil	1	0	1	0	2	0	1.000	0	0	0	1	0	1	0.000	2	1	0.667	0	0	1.0	3	0.333	1		
D7/ WINNAU	33	33	30	36	63	69	0.477	18	15	18	15	36	30	0.545	135	129	0.511	0	0	148.5	264	0.563			
D 70 Kubel, Nicole	3	6	2	6	5	12	0.294	4	5	3	7	7	12	0.368	12	24	0.333	0	0	12.5	36	0.347	10		
D 71 Kubel, Tom "Q-Ball"	0	7	4	4	4	11	0.267	2	4	2	5	4	9	0.308	8	20	0.286	0	0	12.5	28	0.446	9		
D 72 Roberts, Mike	6	4	2	7	8	11	0.421	6	5	5	2	11	7	0.611	19	18	0.514	0	0	16.0	37	0.432	11		
D 73 Cruze, Michael	1	3	0	2	1	5	0.167	0	4	0	3	0	7	0.000	1	12	0.077	0	0	1.0	13	0.077	7		
D 74 Tuffillaro, Lou	7	2	6	3	13	5	0.722	5	3	5	2	10	5	0.667	23	10	0.697	0	0	23.5	33	0.712	9		
D 75 Azevedo, Angelo	7	2	7	2	14	4	0.778	7	3	7	2	14	5	0.737	28	9	0.757	0	0	38.0	37	1.027	10		
D 76 Lueneburg, Randy	7	3	7	3	14	6	0.700	7	3	7	2	14	5	0.737	28	11	0.718	0	0	31.0	39	0.795	10		
D 77 Connell, Jamie	0	1	0	0	0	1	0.000	0	0	2	1	2	1	0.667	2	2	0.500	0	0	0.0	4	0.000	3		
D 78 Cotton, Barbara	2	5	2	9	4	14	0.222	5	3	5	6	10	9	0.526	14	23	0.378	0	0	14.0	37	0.378	11		

	Singles 301	Singles Cricket	Singles Record	Singles Win %-age	Doubles Cricket	Doubles 501	Doubles Record	Doubles Win %-age	Sngls + Dbls Record	Sngls + Dbls Win %age	Tiebreaker Ws	Tiebreaker Ls	All-Star Points	Games Played	All-Star Point Average	Matches Played
E1/ Game of Throws	36 30	37 29	73 59	0.553	19 14	20 13	39 27	0.591	151 113	0.572	5 0	102.0	264	0.386		
E 10 Bordeau, Eric	3 7	2 6	5 13	0.278	5 4	5 4	10 8	0.556	15 21	0.417	1 0	15.5	36	0.431	9	
E 11 Montesi, Chris	10 1	8 3	18 4	0.818	7 4	5 5	12 9	0.571	30 13	0.698	1 0	18.5	43	0.430	11	
E 12 Rudy, Jeff	10 2	11 1	21 3	0.875	7 4	7 4	14 8	0.636	35 11	0.761	1 0	28.5	46	0.620	11	
E 13 Smelik, Gene	3 7	4 6	7 13	0.350	7 3	6 3	13 6	0.684	20 19	0.513	0 0	12.0	39	0.308	10	
E 14 Smelik, Pat	5 4	6 3	11 7	0.611	6 3	7 2	13 5	0.722	24 12	0.667	0 0	13.5	36	0.375	9	
E 15 Reigher, Marty	1 1	1 2	2 3	0.400	0 3	1 2	1 5	0.167	3 8	0.273	0 0	1.0	11	0.091	4	
E 16 Moore, Chris	2 7	1 3	3 10	0.231	3 4	5 2	8 6	0.571	11 16	0.407	1 0	3.0	27	0.111	8	
E 17 Compton, Russ	2 1	4 5	6 6	0.500	3 3	4 4	7 7	0.500	13 13	0.500	1 0	10.0	26	0.385	9	
E 18 Jessup, Pete	0 0	0 0	0 0	---	0 0	0 0	0 0	---	0 0	---	0 0	0.0	0	---	0	
E2/ Just the Tip	29 37	33 33	62 70	0.470	16 17	21 12	37 29	0.561	136 128	0.515	0 0	120.5	264	0.456		
E 20 Cashin, Jeff	2 3	10 0	12 3	0.800	6 4	6 4	12 8	0.600	24 11	0.686	0 0	37.5	35	1.071	10	
E 21 Adams, Brad	1 1	8 2	9 3	0.750	7 3	9 1	16 4	0.800	25 7	0.781	0 0	27.0	32	0.844	10	
E 22 Stoakes, Eric	0 4	3 5	3 9	0.250	2 4	2 2	4 6	0.400	7 15	0.318	0 0	2.5	22	0.114	8	
E 23 Stuckey, Rob	5 4	2 8	7 12	0.368	5 4	7 2	12 6	0.667	19 18	0.514	0 0	13.0	37	0.351	10	
E 24 Palmisano, Andrew	4 3	5 5	9 8	0.529	5 4	5 4	10 8	0.556	19 16	0.543	0 0	8.0	35	0.229	10	
E 25 Champion, Steve	4 4	0 2	4 6	0.400	0 4	3 3	3 7	0.300	7 13	0.350	0 0	6.5	20	0.325	9	
E 26 Theleman, Dave	3 6	0 2	3 8	0.273	3 5	2 3	5 8	0.385	8 16	0.333	0 0	10.0	24	0.417	9	
E 27 Bartell, B.J.	4 3	3 4	7 7	0.500	2 2	1 2	3 4	0.429	10 11	0.476	0 0	4.5	21	0.214	7	
E 28 Landrum, Jon	3 5	2 3	5 8	0.385	0 4	4 2	4 6	0.400	9 14	0.391	0 0	6.5	23	0.283	8	
E 29 Nourse, Andy	3 4	0 2	3 6	0.333	2 0	3 1	5 1	0.833	8 7	0.533	0 0	5.0	15	0.333	7	
E3/ Why So Serious?	44 22	42 24	86 46	0.652	26 7	19 14	45 21	0.682	176 88	0.667	0 8	153.5	264	0.582		
E 30 Cannizzaro, Anthony	3 3	8 2	11 5	0.688	10 0	8 2	18 2	0.900	29 7	0.806	0 1	29.5	36	0.819	10	
E 31 Cannizzaro, Tyler	4 0	4 3	8 3	0.727	2 2	4 4	6 6	0.500	14 9	0.609	0 1	15.5	23	0.676	9	
E 32 Leonard, Bill	3 5	4 0	7 5	0.583	3 4	1 3	4 7	0.364	11 12	0.478	0 1	9.5	23	0.413	8	
E 33 Blanchard, Jeff	6 2	1 2	7 4	0.636	2 1	3 4	5 5	0.500	12 9	0.571	0 0	6.5	21	0.310	8	
E 34 Havens, Lincoln	4 4	0 4	4 8	0.333	4 5	1 3	5 8	0.385	9 16	0.360	0 1	7.0	25	0.280	9	
E 35 Havens, Matt	2 2	1 4	3 6	0.333	1 1	1 3	2 4	0.333	5 10	0.333	0 1	7.5	15	0.500	7	
E 36 Bumpass, Mike	6 2	9 2	15 4	0.789	11 0	9 2	20 2	0.909	35 6	0.854	0 1	21.5	41	0.524	11	
E 37 Cole, Mike	9 2	10 1	19 3	0.864	9 1	6 3	15 4	0.789	34 7	0.829	0 1	36.5	41	0.890	11	
E 38 Rice, Teddy	7 2	5 6	12 8	0.600	10 0	5 4	15 4	0.789	27 12	0.692	0 1	20.0	39	0.513	11	
E4/ Red-eye Rangers	32 34	33 33	65 67	0.492	18 15	12 21	30 36	0.455	125 139	0.473	0 7	92.5	264	0.350		
E 40 Kunes, Joe	4 5	0 3	4 8	0.333	2 6	1 4	3 10	0.231	7 18	0.280	0 1	2.0	25	0.080	11	
E 41 Rouse, Chuck	1 8	0 5	1 13	0.071	1 2	1 6	2 8	0.200	3 21	0.125	0 1	4.0	24	0.167	10	
E 42 Mitchell, Bill	1 3	1 5	2 8	0.200	1 5	2 4	3 9	0.250	5 17	0.227	0 1	5.0	22	0.227	10	
E 43 Kirkpatrick, Scott	8 3	7 4	15 7	0.682	6 5	6 4	12 9	0.571	27 16	0.628	0 1	19.0	43	0.442	11	
E 44 Raper, Jeromie	6 3	5 5	11 8	0.579	6 3	6 3	12 6	0.667	23 14	0.622	0 0	13.5	37	0.365	10	
E 45 Millican, Craig	1 2	2 1	3 3	0.500	1 2	1 1	2 3	0.400	5 6	0.455	0 0	5.0	11	0.455	3	
E 46 Powell, Mark	3 6	5 6	8 12	0.400	7 4	2 8	9 12	0.429	17 24	0.415	0 1	12.5	41	0.305	11	
E 47 Powell, Zach	7 3	9 0	16 3	0.842	9 1	4 6	13 7	0.650	29 10	0.744	0 1	25.0	39	0.641	10	
E 48 Ellison, Patrick	1 1	4 4	5 5	0.500	3 2	1 6	4 8	0.333	9 13	0.409	0 1	6.5	22	0.295	9	
E5/ Shark Shooters	36 36	40 32	76 68	0.528	16 20	19 17	35 37	0.486	146 142	0.507	9 7	121.5	288	0.422		
E 50 Stacy, Rod	2 2	5 1	7 3	0.700	5 4	6 3	11 7	0.611	18 10	0.643	1 0	8.5	28	0.304	10	
E 51 Stacy, Michelle	7 3	2 4	9 7	0.563	0 6	4 6	4 12	0.250	13 19	0.406	1 0	9.0	32	0.281	11	
E 52 Mitchell, Liz	1 4	3 4	4 8	0.333	3 4	4 3	7 7	0.500	11 15	0.423	1 0	9.5	26	0.365	10	
E 53 Anderson, Ryan	9 2	9 2	18 4	0.818	5 6	8 3	13 9	0.591	31 13	0.705	1 1	25.0	44	0.568	11	
E 54 Mercer, Dave	3 6	5 2	8 8	0.500	5 2	2 2	7 4	0.636	15 12	0.556	1 1	14.5	27	0.537	9	
E 55 Taylor, Eric	4 5	4 4	8 9	0.471	4 4	4 5	8 9	0.471	16 18	0.471	1 1	10.0	34	0.294	10	
E 56 Weimers, Drew	0 0	0 1	0 1	0.000	0 1	0 0	0 1	0.000	0 2	0.000	0 1	0.0	2	0.000	1	
E 57 Dzengeleski, Julie	0 3	1 6	1 9	0.100	2 3	4 4	6 7	0.462	7 16	0.304	1 1	8.0	23	0.348	10	
E 58 Dzengeleski, Jimmy	5 5	3 6	8 11	0.421	2 6	4 4	6 10	0.375	14 21	0.400	1 1	16.0	35	0.457	11	
E 59 Welborn, Tim	5 6	8 2	13 8	0.619	6 4	2 4	8 8	0.500	21 16	0.568	1 1	21.0	37	0.568	11	
E6/ Taylor and the Swinging Richard	25 41	27 39	52 80	0.394	10 23	10 23	20 46	0.303	92 172	0.348	17 0	89.5	264	0.339		
E 60 Gagner, Chris	4 6	5 6	9 12	0.429	6 5	7 2	13 7	0.650	22 19	0.537	2 0	12.5	41	0.305	11	
E 61 Theall, Ken	1 2	0 2	1 4	0.200	0 1	0 0	0 1	0.000	1 5	0.167	1 0	1.0	6	0.167	4	
E 62 Caldwell, Taylor	1 7	5 3	6 10	0.375	2 9	1 5	3 14	0.176	9 24	0.273	2 0	13.0	33	0.394	11	
E 63 Dehnel, Sebastian	2 6	4 6	6 12	0.333	2 8	1 9	3 17	0.150	9 29	0.237	2 0	16.5	38	0.434	10	
E 64 Loooney, JoDon	3 6	3 6	6 12	0.333	2 8	2 5	4 13	0.235	10 25	0.286	2 0	9.5	35	0.271	11	
E 65 Zuttel, Joe	1 5	0 0	1 5	0.167	0 0	2 7	2 7	0.222	3 12	0.200	2 0	0.0	15	0.000	9	
E 66 Swartzel, David	5 4	1 4	6 8	0.429	2 6	1 3	3 9	0.250	9 17	0.346	2 0	5.5	26	0.212	9	
E 67 Hadley, Chris	6 1	5 5	11 6	0.647	6 4	6 4	12 8	0.600	23 14	0.622	2 0	19.0	37	0.514	10	
E 68 Neff, Josh	0 0	3 4	3 4	0.429	0 4	0 5	0 9	0.000	3 13	0.188	1 0	9.0	16	0.563	7	
E 69 Zuttel, Paul	2 4	1 3	3 7	0.300	0 1	0 6	0 7	0.000	3 14	0.176	1 0	3.5	17	0.206	7	
E7/ Chalker's Nightmare	32 34	22 44	54 78	0.409	12 21	16 17	28 38	0.424	110 154	0.417	0 6	128.5	264	0.487		
E 70 Moulden, Jeremy	6 4	1 8	7 12	0.368	2 8	6 5	8 13	0.381	15 25	0.375	0 1	14.0	40	0.350	9	
E 71 Ball, Pat	8 6	3 9	11 15	0.423	3 8	4 7	7 15	0.318	18 30	0.375	0 1	17.5	48	0.365	11	
E 72 Zelinack, Jason	7 2	8 0	15 2	0.882	4 4	4 4	8 8	0.500	23 10	0.697	0 1	51.0	33	1.545	9	
E 73 Berman, Brian	1 4	1 6	2 10	0.167	0 7	3 3	3 10	0.231	5 20	0.200	0 0	3.0	25	0.120	7	
E 74 Crowe, Jason	2 3	3 2	5 5	0.500	3 1	4 1	7 2	0.778	12 7	0.632	0 0	11.5	19	0.605	6	
E 75 Peele, Jim	5 5	3 9	8 14	0.364	5 7	4 8	9 15	0.375	17 29	0.370	0 1	13.5	46	0.293	10	
E 76 Powell, David	3 7	3 7	6 14	0.300	7 3	5 5	12 8	0.600	18 22	0.450	0 1	16.0	40	0.400	9	
E 77 Brownd, Anthony	0 0	0 0	0 0	---	0 0	0 0	0 0	---	0 0	---	0 0	0.0	0	---	0	
E 78 Ball, John	0 3	0 3	0 6	0.000	0 4	2 1	2 5	0.286	2 11	0.154	0 1	2.0	13	0.154	4	

	Singles 301	Singles Cricket	Singles Record	Singles Win %-age	Doubles Cricket	Doubles 501	Doubles Record	Doubles Win %-age	Sngls + Dbls Record	Sngls + Dbls Win %-age	Tiebreaker Ws	Tiebreaker Ls	All-Star Points	Games Played	All-Star Point Average	Matches Played
F1/ Hump Day!	39 27	38 28	77 55	0.583	19 14	16 17	35 31	0.530	147 117	0.557	7 0	104.0	264	0.394		
F 10 Ruten, Pete	4 6	3 4	7 10	0.412	4 3	7 2	11 5	0.688	18 15	0.545	1 0	5.0	33	0.152	11	
F 11 Deemer, Randy	7 2	10 0	17 2	0.895	6 4	3 6	9 10	0.474	26 12	0.684	1 0	25.5	38	0.671	11	
F 12 Baldwin, Randy	5 0	6 0	11 0	1.000	4 2	2 2	6 4	0.600	17 4	0.810	0 0	9.0	21	0.429	6	
F 13 Todd, Patrick	3 7	1 7	4 14	0.222	5 5	6 3	11 8	0.579	15 22	0.405	1 0	10.0	37	0.270	11	
F 14 Bush, Jim	1 5	0 1	1 6	0.143	0 1	1 2	1 3	0.250	2 9	0.182	1 0	4.0	11	0.364	6	
F 15 Warshawsky, Larry	3 2	1 5	4 7	0.364	4 2	3 5	7 7	0.500	11 14	0.440	1 0	9.5	25	0.380	8	
F 16 McEwen, William	7 3	5 6	12 9	0.571	6 3	6 4	12 7	0.632	24 16	0.600	1 0	14.5	40	0.363	11	
F 17 Moore, Mark	1 0	3 4	4 4	0.500	3 4	2 3	5 7	0.417	9 11	0.450	1 0	10.5	20	0.525	7	
F 18 Krestalude, Andy	8 2	9 1	17 3	0.850	6 4	2 7	8 11	0.421	25 14	0.641	0 0	16.0	39	0.410	10	
F2/ The Coral Reefers	26 40	23 43	49 83	0.371	9 24	16 17	25 41	0.379	99 165	0.375	0 5	74.0	264	0.280		
F 20 Thorne, Marshall	5 1	4 5	9 6	0.600	1 6	4 4	5 10	0.333	14 16	0.467	0 0	9.5	30	0.317	9	
F 21 Thorne, Jake	1 8	4 3	5 11	0.313	4 4	5 5	9 9	0.500	14 20	0.412	0 0	9.5	34	0.279	9	
F 22 Colton, Mitch	0 6	1 5	1 11	0.083	1 4	2 4	3 8	0.273	4 19	0.174	0 0	8.5	23	0.370	6	
F 23 Carroll, Josh	1 0	0 1	1 1	0.500	0 1	0 0	0 1	0.000	1 2	0.333	0 0	0.0	3	0.000	1	
F 24 Jarvah, Sean	7 2	3 6	10 8	0.556	3 6	3 3	6 9	0.400	16 17	0.485	0 1	12.0	33	0.364	9	
F 25 Patskoski, Jason	5 2	2 5	7 7	0.500	1 5	5 2	6 7	0.462	13 14	0.481	0 1	9.0	27	0.333	7	
F 26 Britt, Jacob	3 6	6 3	9 9	0.500	3 6	5 4	8 10	0.444	17 19	0.472	0 1	8.0	36	0.222	9	
F 27 Smith, Van	2 5	3 4	5 9	0.357	2 6	4 4	6 10	0.375	11 19	0.367	0 1	13.5	30	0.450	9	
F 28 Hodge, Eric	2 8	0 8	2 16	0.111	3 7	4 6	7 13	0.350	9 29	0.237	0 1	4.0	38	0.105	11	
F 29 Hodge, Alex	0 2	0 3	0 5	0.000	0 3	0 2	0 5	0.000	0 10	0.000	0 0	0.0	10	0.000	3	
F3/ Death Throw	33 33	31 35	64 68	0.485	18 15	15 18	33 33	0.500	130 134	0.492	7 0	96.5	264	0.366		
F 30 Willis, Tolson	5 5	6 4	11 9	0.550	8 2	7 4	15 6	0.714	26 15	0.634	1 0	17.5	41	0.427	10	
F 31 Hogan, Neal	2 6	4 4	6 10	0.375	3 5	3 5	6 10	0.375	12 20	0.375	1 0	8.5	32	0.266	8	
F 32 Bosier, Sean	8 3	9 2	17 5	0.773	8 3	7 4	15 7	0.682	32 12	0.727	1 0	23.0	44	0.523	11	
F 33 Thompson, Ben	2 0	1 1	3 1	0.750	1 1	0 1	1 2	0.333	4 3	0.571	0 0	3.5	7	0.500	2	
F 34 Mathews, Dave	5 6	4 6	9 12	0.429	4 7	3 8	7 15	0.318	16 27	0.372	1 0	16.5	43	0.384	11	
F 35 Willis, Zack	1 1	0 1	1 2	0.333	1 1	1 1	2 2	0.500	3 4	0.429	0 0	2.5	7	0.357	2	
F 36 Willis, Angie	1 7	0 5	1 12	0.077	2 1	4 3	6 4	0.600	7 16	0.304	1 0	3.0	23	0.130	9	
F 37 Mathews, Olivia	6 5	6 5	12 10	0.545	5 7	4 7	9 14	0.391	21 24	0.467	1 0	19.0	45	0.422	11	
F 38 Young, Mark "Crowbar"	3 0	1 7	4 7	0.364	4 3	1 3	5 6	0.455	9 13	0.409	1 0	3.0	22	0.136	8	
F4/ Bulls On Parade	36 36	43 29	79 65	0.549	27 9	21 15	48 24	0.667	175 113	0.608	7 0	127.5	288	0.443		
F 40 Updyke, Jerry	6 5	7 3	13 8	0.619	8 2	4 4	12 6	0.667	25 14	0.641	1 0	18.0	39	0.462	11	
F 41 Additon, Chris	1 7	3 4	4 11	0.267	5 5	7 2	12 7	0.632	16 18	0.471	1 0	16.0	34	0.471	11	
F 42 Cook, Dan	0 1	3 1	3 2	0.600	2 1	2 1	4 2	0.667	7 4	0.636	0 0	2.0	11	0.182	5	
F 43 Hall, Jon	9 2	6 4	15 6	0.714	9 2	4 7	13 9	0.591	28 15	0.651	1 0	23.0	43	0.535	11	
F 44 Heath, John	7 5	11 1	18 6	0.750	10 1	9 2	19 3	0.864	37 9	0.804	1 0	29.5	46	0.641	12	
F 45 Hollar, David	4 6	3 5	7 11	0.389	3 3	3 5	6 8	0.429	13 19	0.406	1 0	7.5	32	0.234	10	
F 46 Whitley, Brian	8 4	8 3	16 7	0.696	11 1	8 4	19 5	0.792	35 12	0.745	1 0	21.5	47	0.457	12	
F 47 Wrenn, Cameron	1 6	2 8	3 14	0.176	6 3	5 5	11 8	0.579	14 22	0.389	1 0	10.0	36	0.278	12	
F5/ Accoutrement Stuff	30 36	35 31	65 67	0.492	11 22	19 14	30 36	0.455	125 139	0.473	0 25	97.5	264	0.369		
F 50 Strickland, Jon	4 3	2 5	6 8	0.429	3 5	5 4	8 9	0.471	14 17	0.452	0 3	5.5	31	0.177	11	
F 51 Wissinger, Wes	7 4	8 2	15 6	0.714	6 5	9 1	15 6	0.714	30 12	0.714	0 3	26.5	42	0.631	11	
F 52 Kyle, Mike	4 5	5 2	9 7	0.563	2 2	3 4	5 6	0.455	14 13	0.519	0 3	5.5	27	0.204	9	
F 53 Port, Brian	3 5	5 4	8 9	0.471	2 6	6 2	8 8	0.500	16 17	0.485	0 3	13.0	33	0.394	10	
F 54 Keleher, John	1 3	4 2	5 5	0.500	2 5	3 3	5 8	0.385	10 13	0.435	0 3	10.0	23	0.435	8	
F 55 Ferguson, Travis	2 2	2 1	4 3	0.571	0 4	0 3	0 7	0.000	4 10	0.286	0 2	3.5	14	0.250	4	
F 56 Beene, Ryan	3 2	1 4	4 6	0.400	1 6	4 3	5 9	0.357	9 15	0.375	0 1	4.5	24	0.188	8	
F 57 Budd, Shawn	3 5	4 6	7 11	0.389	4 4	3 3	7 7	0.500	14 18	0.438	0 3	11.5	32	0.359	11	
F 58 Murphy, Tom	3 7	4 3	7 10	0.412	2 7	4 5	6 12	0.333	13 22	0.371	0 3	14.0	35	0.400	11	
F 59 Cefola, Anthony	0 0	0 2	0 2	0.000	0 0	1 0	1 0	1.000	1 2	0.333	0 1	3.5	3	1.167	2	
F6/ Sofa Kings	32 34	27 39	59 73	0.447	15 18	13 20	28 38	0.424	115 149	0.436	6 0	95.5	264	0.362		
F 60 Keim, Roger	4 5	6 3	10 8	0.556	2 6	4 4	6 10	0.375	16 18	0.471	0 0	10.5	34	0.309	9	
F 61 Alcon, Tony	4 5	2 7	6 12	0.333	8 1	3 6	11 7	0.611	17 19	0.472	1 0	13.0	36	0.361	9	
F 62 Groves, Phil	0 0	0 1	0 1	0.000	0 1	1 0	1 1	0.500	1 2	0.333	1 0	1.0	3	0.333	1	
F 63 Bozza, Doug	4 5	5 5	9 10	0.474	4 6	7 3	11 9	0.550	20 19	0.513	1 0	27.5	39	0.705	10	
F 64 Moore, Ken	3 7	2 5	5 12	0.294	2 7	2 8	4 15	0.211	9 27	0.250	1 0	7.5	36	0.208	11	
F 65 Plotkin, Jeremy	8 3	7 4	15 7	0.682	7 4	5 5	12 9	0.571	27 16	0.628	1 0	18.5	43	0.430	11	
F 66 Hommel, Darren	5 6	3 8	8 14	0.364	4 7	3 7	7 14	0.333	15 28	0.349	1 0	13.0	43	0.302	11	
F 67 Scott, Chris	4 3	2 6	6 9	0.400	3 4	1 7	4 11	0.267	10 20	0.333	0 0	4.5	30	0.150	9	
F7/ Don't Hit The Scorekeeper	38 28	37 29	75 57	0.568	18 15	17 16	35 31	0.530	145 119	0.549	0 0	110.5	264	0.419		
F 70 Knight, Romuald	6 1	6 5	12 6	0.667	6 5	4 6	10 11	0.476	22 17	0.564	0 0	10.0	39	0.256	11	
F 71 Vick, Justin	5 7	6 4	11 11	0.500	3 6	6 3	9 9	0.500	20 20	0.500	0 0	19.0	40	0.475	11	
F 72 Robertson, Chris	3 2	2 2	5 4	0.556	3 1	1 4	4 5	0.444	9 9	0.500	0 0	7.5	18	0.417	5	
F 73 Smith, Ron "Captain"	4 8	4 3	8 11	0.421	5 4	7 3	12 7	0.632	20 18	0.526	0 0	7.5	38	0.197	11	
F 74 Shearin, Phillip	9 2	6 5	15 7	0.682	6 6	6 3	12 9	0.571	27 16	0.628	0 0	26.5	43	0.616	11	
F 75 Russell, Jeff	7 2	9 1	16 3	0.842	7 4	6 5	13 9	0.591	29 12	0.707	0 0	21.5	41	0.524	11	
F 76 Adams, Doug	1 2	0 5	1 7	0.125	1 2	2 2	3 4	0.429	4 11	0.267	0 0	2.0	15	0.133	5	
F 77 Murphy, James	3 4	4 4	7 8	0.467	5 2	2 6	7 8	0.467	14 16	0.467	0 0	16.5	30	0.550	8	

	Singles 301	Singles Criket	Singles Record	Singles Win %-age	Doubles Criket	Doubles 501	Doubles Record	Doubles Win %-age	Sngls + Dbls Record	Sngls + Dbls Win %-age	Tiebreaker Ws	Tiebreaker Ls	All-Star Points	Games Played	All-Star Point Average	Matches Played
G1/ Old Darting Bastards	37 29	33 33	70 62	0.530	18 15	17 16	35 31	0.530	140 124	0.530	8 0	96.0	264	0.364		
G 10 Cornell, Blaine	2 1	2 1	4 2	0.667	3 6	3 5	6 11	0.353	10 13	0.435	1 0	5.0	23	0.217	10	
G 11 Metivier, Sam	8 2	6 5	14 7	0.667	3 8	7 4	10 12	0.455	24 19	0.558	1 0	14.5	43	0.337	11	
G 12 Barbour, Bryan	0 3	0 1	0 4	0.000	4 0	1 1	5 1	0.833	5 5	0.500	1 0	3.0	10	0.300	4	
G 13 Millius, Mike	5 3	4 2	9 5	0.643	3 4	5 2	8 6	0.571	17 11	0.607	1 0	15.5	28	0.554	9	
G 14 Musil, Dylan	8 3	9 2	17 5	0.773	7 4	5 6	12 10	0.545	29 15	0.659	1 0	29.0	44	0.659	11	
G 15 Smith, Jon	2 1	0 3	2 4	0.333	3 0	2 1	5 1	0.833	7 5	0.583	0 0	5.0	12	0.417	3	
G 16 Close, Eddie	1 5	4 5	5 10	0.333	8 1	6 2	14 3	0.824	19 13	0.594	1 0	7.5	32	0.234	9	
G 17 Furdon, Matt	5 3	4 4	9 7	0.563	3 4	4 5	7 9	0.438	16 16	0.500	1 0	6.5	32	0.203	11	
G 18 Furdon, Jenny	3 3	1 7	4 10	0.286	0 2	0 2	0 4	0.000	4 14	0.222	0 0	5.0	18	0.278	10	
G 19 Merritt, Kate	3 5	3 3	6 8	0.429	2 1	1 4	3 5	0.375	9 13	0.409	1 0	5.0	22	0.227	10	
G2/ Banging The Wire	31 35	32 34	63 69	0.477	14 19	22 11	36 30	0.545	135 129	0.511	0 29	95.5	264	0.362		
G 20 Bowen, Andy	4 4	5 3	9 7	0.563	5 4	8 2	13 6	0.684	22 13	0.629	0 3	24.0	35	0.686	10	
G 21 Prosser, Brad	3 6	4 3	7 9	0.438	3 4	5 3	8 7	0.533	15 16	0.484	0 4	12.5	31	0.403	11	
G 22 White, John	8 3	5 6	13 9	0.591	4 7	6 3	10 10	0.500	23 19	0.548	0 3	16.0	42	0.381	11	
G 23 Williams, Kelsey	2 7	1 5	3 12	0.200	1 3	4 3	5 6	0.455	8 18	0.308	0 4	3.5	26	0.135	10	
G 24 Dubose, Chris	5 2	4 3	9 5	0.643	1 6	5 0	6 6	0.500	15 11	0.577	0 4	8.5	26	0.327	8	
G 25 Stark, Parker	2 2	4 3	6 5	0.545	3 4	3 0	6 4	0.600	12 9	0.571	0 3	7.5	21	0.357	7	
G 26 Ferri, Chris	1 3	3 4	4 7	0.364	2 4	3 4	5 8	0.385	9 15	0.375	0 3	2.5	24	0.104	9	
G 27 Miller, Devin	0 3	0 1	0 4	0.000	1 2	1 2	2 4	0.333	2 8	0.200	0 1	0.0	10	0.000	6	
G 28 Rollins, Calvin	6 4	6 4	12 8	0.600	7 3	5 5	12 8	0.600	24 16	0.600	0 2	21.0	40	0.525	10	
G 29 Lukach, Gwen	0 1	0 2	0 3	0.000	1 1	4 0	5 1	0.833	5 4	0.556	0 2	0.0	9	0.000	4	
G3/ Wayne Gretzky	31 35	36 30	67 65	0.508	16 17	13 20	29 37	0.439	125 139	0.473	8 0	117.5	264	0.445		
G 30 Wilson, Misty	2 9	1 1	3 10	0.231	0 2	1 8	1 10	0.091	4 20	0.167	1 0	1.0	24	0.042	11	
G 31 Wilson, Jonathan	0 0	2 3	2 3	0.400	6 1	4 4	10 5	0.667	12 8	0.600	1 0	15.0	20	0.750	8	
G 32 Gaines, Lauren	2 9	1 6	3 15	0.167	0 5	1 9	1 14	0.067	4 29	0.121	1 0	5.0	33	0.152	11	
G 33 Gaines, Bryan	6 5	7 4	13 9	0.591	7 4	5 3	12 7	0.632	25 16	0.610	1 0	8.5	41	0.207	11	
G 34 Rigert, Joe, Sr.	8 3	8 3	16 6	0.727	7 4	6 5	13 9	0.591	29 15	0.659	1 0	44.5	44	1.011	11	
G 35 Rigert, Joe, Jr.	0 0	0 0	0 0	---	0 0	0 0	0 0	---	0 0	---	0 0	0.0	0	---	0	
G 36 Finney, Dave	6 4	8 2	14 6	0.700	5 5	4 6	9 11	0.450	23 17	0.575	1 0	31.0	40	0.775	10	
G 37 Park, Ed	6 5	5 6	11 11	0.500	4 7	1 1	5 8	0.385	16 19	0.457	1 0	6.0	35	0.171	11	
G 38 Lee, Jack	1 0	4 5	5 5	0.500	3 6	4 4	7 10	0.412	12 15	0.444	1 0	6.5	27	0.241	9	
G4/ Irish Ton	35 31	30 36	65 67	0.492	20 13	17 16	37 29	0.561	139 125	0.527	6 0	90.5	264	0.343		
G 40 Cominole, Jeremy	4 4	3 4	7 8	0.467	3 6	1 5	4 11	0.267	11 19	0.367	0 0	14.5	30	0.483	9	
G 41 Rossbach, Mark	5 5	7 1	12 6	0.667	7 3	4 5	11 8	0.579	23 14	0.622	1 0	12.0	37	0.324	10	
G 42 Hillbrunner, Sherry	0 0	0 0	0 0	---	0 0	0 0	0 0	---	0 0	---	0 0	0.0	0	---	0	
G 43 Yarsawich, Bryan	1 4	0 6	1 10	0.091	2 3	5 1	7 4	0.636	8 14	0.364	1 0	1.0	22	0.045	9	
G 44 Bowser, Brian	4 5	5 2	9 7	0.563	7 2	6 2	13 4	0.765	22 11	0.667	0 0	8.5	33	0.258	9	
G 45 Perkins, Brytni	2 6	1 2	3 8	0.273	0 1	3 3	3 4	0.429	6 12	0.333	1 0	2.0	18	0.111	10	
G 46 Perkins, Heath	7 2	4 4	11 6	0.647	6 4	5 5	11 9	0.550	22 15	0.595	1 0	17.0	37	0.459	10	
G 47 Arno, Trey	0 1	1 7	1 8	0.111	2 1	2 3	4 4	0.500	5 12	0.294	0 0	2.0	17	0.118	8	
G 48 Mickler, Spencer	9 2	9 1	18 3	0.857	9 2	6 4	15 6	0.714	33 9	0.786	1 0	25.0	42	0.595	11	
G 49 Mickler, Madison	3 2	0 9	3 11	0.214	4 4	2 4	6 8	0.429	9 19	0.321	1 0	8.5	28	0.304	11	
G5/ All About That Bull!	34 32	32 34	66 66	0.500	14 19	16 17	30 36	0.455	126 138	0.477	0 0	88.5	264	0.335		
G 50 Tyler, Rob	3 5	0 3	3 8	0.273	2 3	2 7	4 10	0.286	7 18	0.280	0 0	6.5	25	0.260	9	
G 51 Voorhees, Cindy	4 4	3 5	7 9	0.438	0 6	1 5	1 11	0.083	8 20	0.286	0 0	13.0	28	0.464	8	
G 52 Gould, Craig	2 0	1 3	3 3	0.500	1 0	0 3	1 3	0.250	4 6	0.400	0 0	3.5	10	0.350	4	
G 53 Gorts, Tim	2 5	6 3	8 8	0.500	4 7	5 3	9 10	0.474	17 18	0.486	0 0	11.0	35	0.314	10	
G 54 Holland, Tom	5 4	8 1	13 5	0.722	7 2	7 2	14 4	0.778	27 9	0.750	0 0	28.5	36	0.792	9	
G 55 Neill, Greg	6 5	6 4	12 9	0.571	1 8	2 2	3 10	0.231	15 19	0.441	0 0	5.0	34	0.147	11	
G 56 Miller, Lloyd	3 3	3 5	6 8	0.429	5 3	5 5	10 8	0.556	16 16	0.500	0 0	7.0	32	0.219	9	
G 57 Peterson, Eric	4 2	1 3	5 5	0.500	2 3	1 4	3 7	0.300	8 12	0.400	0 0	3.5	20	0.175	6	
G 58 Rylah, Garrett	5 4	4 7	9 11	0.450	6 6	9 3	15 9	0.625	24 20	0.545	0 0	10.5	44	0.239	11	
G6/ Dr.unks	35 31	45 21	80 52	0.606	23 10	20 13	43 23	0.652	166 98	0.629	8 0	104.0	264	0.394		
G 60 Reece, Robert	8 3	1 1	9 4	0.692	2 0	7 2	9 2	0.818	18 6	0.750	1 0	1.0	24	0.042	11	
G 61 Gower, Jeremy	7 3	10 0	17 3	0.850	5 5	3 3	8 8	0.500	25 11	0.694	0 0	15.0	36	0.417	10	
G 62 Johnson, Timmy	3 5	5 3	8 8	0.500	4 3	6 1	10 4	0.714	18 12	0.600	1 0	10.0	30	0.333	11	
G 63 Upchurch, Joe	2 3	6 4	8 7	0.533	9 2	1 2	10 4	0.714	18 11	0.621	1 0	11.5	29	0.397	11	
G 64 Gouge, Shane	3 6	7 2	10 8	0.556	8 2	5 4	13 6	0.684	23 14	0.622	1 0	27.0	37	0.730	10	
G 65 Gouge, Susan	3 6	0 3	3 9	0.250	3 2	5 3	8 5	0.615	11 14	0.440	1 0	8.0	25	0.320	10	
G 66 Smale, John	1 1	4 6	5 7	0.417	6 2	3 3	9 5	0.643	14 12	0.538	1 0	3.0	26	0.115	10	
G 67 Murdock, Nick	6 3	10 1	16 4	0.800	9 2	5 3	14 5	0.737	30 9	0.769	1 0	25.5	39	0.654	11	
G 68 Gray, Chris	0 1	0 0	0 1	0.000	0 0	5 3	5 3	0.625	5 4	0.556	1 0	1.0	9	0.111	8	
G 69 Johnson, Nick	2 0	2 1	4 1	0.800	0 2	0 2	0 4	0.000	4 5	0.444	0 0	2.0	9	0.222	4	
G7/ Quackers	31 41	26 46	57 87	0.396	12 24	12 24	24 48	0.333	105 183	0.365	7 5	74.5	288	0.259		
G 70 Carawon, Bob	0 2	0 1	0 3	0.000	0 1	0 3	0 4	0.000	0 7	0.000	0 0	0.0	7	0.000	4	
G 71 Peers, Martin	2 7	2 2	4 9	0.308	1 2	2 7	3 9	0.250	7 18	0.280	1 1	3.0	25	0.120	9	
G 72 Ellis, Tim	7 5	6 6	13 11	0.542	6 6	7 4	13 10	0.565	26 21	0.553	1 1	17.5	47	0.372	12	
G 73 Carawon, Harris	6 5	1 11	7 16	0.304	4 8	2 10	6 18	0.250	13 34	0.277	1 1	9.5	47	0.202	12	
G 74 Lalino, Steve	3 6	6 4	9 10	0.474	5 4	2 7	7 11	0.389	16 21	0.432	1 0	8.0	37	0.216	9	
G 75 Jeffries, Tom	0 3	0 5	0 8	0.000	2 1	1 2	3 3	0.500	3 11	0.214	0 1	1.0	14	0.071	5	
G 76 Converse, Laurence	6 2	6 5	12 7	0.632	2 10	6 4	8 14	0.364	20 21	0.488	1 1	20.0	41	0.488	11	
G 77 Kuppler, Bob	4 6	4 5	8 11	0.421	2 8	4 7	6 15	0.286	14 26	0.350	1 0	10.5	40	0.263	11	
G 78 Sawyer, Dean	3 5	1 7	4 12	0.250	2 8	0 4	2 12	0.143	6 24	0.200	1 0	5.0	30	0.167	10	

