

Tons of Newsletter

Home to the Fall Session of the Raleigh Dart League for week #13, Wednesday, November 6, 2019 Issue #JK765
The "Honky Tonk Row On Broadway In Nashville Is A Pretty Wild And Great Beast" Edition

SCORESHEET RETURNS IN WEEKS 13 AND 14

[Note: I run this item every season... You've seen it before, and you'll see it next season. It still applies, so please read on. - JK]

I am begging each of you captains: please send your week 13 and week 14 scoresheets as quickly as possible. Preferably, all of you would send your scoresheets by early Friday. I need the week 13 scoresheets quickly to assemble the singles and all-star leaders lists for the final week of play. **Any division for which I don't have all of the scoresheets will NOT receive the leader standings or divisional statistics, unless no top throwers are included in that match.** It is not fair for some players to know how the others did in week 13, and vice versa. So, please send me your week 13 scoresheets quickly. ##### I also need your week 14 scoresheets sent quickly, so that there aren't any playoff positions changed by a mail-in penalty. If I have to call people on Tuesday and change the match in which they are involved, I will be VERY unhappy. I have had to do that twice before, and I DON'T want to do it again.

MINIMUM GAME REQUIREMENTS

Please do not forget that there are minimum numbers of games required in order to win awards for singles win percentage and all-star point average. These minimums are printed on page 4 of every issue of the Tons, so not being aware of them is your own fault. Make sure that any members of your team that are in the running for either of these awards play enough games if they are interested in trying to win either of those categories.

ALSO, DON'T FORGET...

...there is a minimum number of matches played for participation in postseason tournaments. That number is 4 matches for all teams in all divs., regardless of forfeits, byes, or whatever. You simply must throw in 4 matches. Four. No more, just 4. There are presently 31 members (not counting the disqualified Darty B's in H) who have yet to play a 4th match - 5 in A, 4 in B, 2 in C, 2 in D, 7 in E, 4 in F, 6 in G, and 1 in H.

RDL TRIVIA

Last week's question(s): *B division presently has 6 of 8 teams sitting with losing records (yes, after 11 weeks!). In light of that somewhat amazing statistical anomaly, what is the worst record (in my previous 47 seasons as statistician) to finish as high as 3rd place in an 8-team division? In a 7-team division?*

The answer: In the 47 seasons before this one, we've had a total of 349 divisions. And in those divisions, we've had 40 3rd place teams finish at 0.500 - 23 '6-6 teams' in 7-team divisions, and 17 '7-7 teams' in 8-team divisions. But in all that time, only two 3rd place teams have finished below 0.500, and both of those were in 7-team divisions. In the Fall 1996 season, Neighbors finished 5-7 in E division, and in the Fall 2001 season, Pig Darts finished 5-7 in C division. Will B div. this season produce our first ever 6-8 #3?

This week's question: **(by request from an ex-RDL-er who had a pretty cool idea for a question) Over the past 10 years, when a team sweeps 501 to force 1001, has the team that was ahead won more tiebreakers, or has the team that trailed and caught up?**

RDL HEADLINES

"A" Division: Bullies handle a very good Fringe team pretty handily; Element lets 501s slip away yet again; Irrelevant builds strong 11-7 lead, but sadly falls to a Things 501 sweep
"B" Division: Atonsamongus and Darty Minds both handle their business against pretty decent opponents; Inconsistent wins, giving B a third 0.500 or better team at the moment
"C" Division: Boom Baby comes from behind in doubles on Bulls Up to keep hold of their ever-narrowing lead; Niners prove just how tough it is to win with only four throwers
"D" Division: Menace and Just The Tip both use 501 runs over higher teams in the six-pack-of-parity to tighten things up even more; Projectile wins big, stays within the six-pack too
"E" Division: Sharks pull away from Loaded in doubles to post a huge victory; Game and Hump Day each grab solid wins, keeping themselves in the somewhat-narrowing title chase
"F" Division: Dr.unks win the marquee matchup with Red-eye and now control the F race with only one match (and a bye) to go; Kings squeeze past Death Throw, move up to 2nd
"G" Division: Sofa Kings ring up a number to add a few points to the match lead they already had on the idle Sanchez; Mak Darts wins, keeping G from having a sub-0.500 3rd place team
"H" Division: after five close losses in a row against the other top four H teams, the Replacements finally break through in 1001 against Dart Knights; Tips roll, now face Replacements

LOCAL ADO 501 QUALIFIER THIS WEEKEND

This came to me after I had the page 4 calendar all finished, so this one is only appearing here (which isn't such a huge deal since the item ends this weekend). Anyway, the Carolina Dart Association has set a local 501 qualifier being held at the Upper Deck in Cary, on Saturday, Nov. 9th at 1pm. This is to qualify for the National Qualifier that will be held Nov. 23rd (also at the Upper Deck). Entry fee is \$10-\$15 this Saturday, depending on the number of players with an annual CDA membership of \$10.

Name the band/singer? the song? Last week's answers: Song 1 = "Tennessee" by Arrested Development; Song 2 = "Tennessee Whiskey" by David Allen Coe (and also George Jones, Chris Stapleton, and others); Song 3 = "Memphis, Tennessee" by Chuck Berry (and at least 40 covers, with maybe Elvis's being the most famous of the covers). And the theme? Well, if it wasn't already painfully obvious from the song titles (once you see them all typed out, at least), the theme last week was Tennessee. It was pretty much in honor of the fact that I spent five days last week in Nashville with my wife at a scientific conference she was attending. We certainly found some time to go out and blow it out on Broadway though... yikes, I'm a little tired and that's the reason this Tons is a little bit later than usual. [This set was clearly one of the tougher ones. Lots of people got one song, but Pete Rutten was star of the week, getting two and nailing the theme. - JK]
Week 13, song #1: "I was alive and I waited, waited, I was alive and I waited for this, Right here, right now, There is no other place I wanna be"
Week 13, song #2: "Don't need no hateration, Holleration, In this dancery, Let's get it percolatin', While you're waiting, So just dance for me"
Week 13, song #3: "I go to parties, sometimes until four, It's hard to leave when you can't find the door, It's tough to handle this fortune and fame"

DIVISIONAL TEAM STANDINGS and MATCH RESULTS FROM WEEK 12 (10/30/19)

(Home team listed second in each match.)

	W	L	Pts.	Teams	Score	301	SCkt	DCkt	501	1001	ASPs	Short-handed?	Penalties	
"A" Division	👉 The Neighborhood Bullies	12	0	218	Fringe	5	1	2	2	0	-	21.5	-	-
	👉 Unstable Elements	11	1	220	Bullies	19	5	4	4	6	-	24.5	-	-
	3 Lunatic Fringe	8	4	170	Alliance	6	1	1	0	4	-	24.0	-	-
	4 North Raleigh Alliance	7	5	155	Element	18	5	5	6	2	-	44.5	-	-
	5 Dead Beats	6	6	138	Dartistic	10	3	1	2	4	-	23.5	-	-
	6 Dartistic Side of the Moon	2	10	97	Dead Beats	14	3	5	4	2	-	29.5	-	-
	7 Things That Bounce	2	10	85	Things	13	2	3	2	6	-	14.0	-	-
	👉 Irrelevant Elements	0	12	50	Irrelevant	11	4	3	4	0	-	11.0	-	-
"B" Division	👉 Atonsamongus	11	1	207	Kiss Our	6	0	2	2	2	-	8.5	-	-
	👉 Darty Minds	11	1	200	Atonsamongus	18	6	4	4	4	-	20.5	-	-
	3 Consistently Inconsistent	6	6	136	Rif Raf	7	1	2	4	0	-	7.0	-	-
	4 Kiss Our Inconsistency	5	7	128	Darty Minds	17	5	4	2	6	-	9.5	-	-
	5 Rif Raf	5	7	127	DD-214	8	1	1	2	4	-	10.0	-	-
	6 Shooter McGavin	4	8	127	Inconsistent	16	5	5	4	2	-	10.0	-	-
	7 DD-214	4	8	113	McGavin	13	1	2	6	4	-	7.0	-	-
	👉 Methodical 2.0	2	10	106	Methodical	11	5	4	0	2	-	7.0	-	-
"C" Division	👉 Boom Baby	10	1	156	Boom Baby	13	3	2	4	4	-	22.5	-	-
	2 Show Me Your Tips	8	2	148	Bulls Up	11	3	4	2	2	-	15.5	-	-
	3 Flightless Boards	7	3	129	Bandits	9	3	2	0	4	-	16.0	-	-
	4 Bulls Up	5	6	140	Flightless	15	3	4	6	2	-	14.5	-	-
	5 Cheap Shots	3	7	90	Cheap Shots	11	5	2	2	2	-	7.0	-	-
	6 Nine Lives	2	8	92	Nine Lives	7	1	2	2	2	-	11.0	2 short	-
	7 One Armed Bandits	1	9	73	Show Me	-	-	(BYE)	-	-	-	-	-	-
	"D" Division	👉 Why So Serious?	👉 12	0	202	Machine	5	0	3	0	2	-	10.5	-
2 Big Bulls		7	5	150	Serious?	19	6	3	6	4	-	9.0	-	-
3 We Don't Know!		7	5	144	Big Bulls	9	3	4	2	0	-	8.0	-	-
4 Menace 2 Sobriety		6	6	145	Menace	15	3	2	4	6	-	11.0	-	-
5 Projectile Dysfunction		5	7	148	Don't Know	8	3	3	2	0	-	11.0	-	-
6 Just The Tip		5	7	142	Just The Tip	16	3	3	4	6	-	5.0	-	-
7 Sharky's Machine		5	7	133	Projectile	21	4	5	6	6	-	12.5	in 301 only	-
👉 Ma and Pa and the Kids		1	11	79	Ma and Pa	3	2	1	0	0	-	11.0	Yes	-
"E" Division	1 Shark Shooters	7	3	136	Loaded	8	3	3	2	0	-	3.0	-	-
	2 Treble Yell	7	3	128	Shark Shooters	16	3	3	4	6	-	13.0	-	-
	3 Loaded Darts	6	4	132	Cork!	9	2	3	4	0	-	5.5	-	-
	4 Game of Throws	6	4	121	Game	15	4	3	2	6	-	9.0	-	-
	5 Hump Day!	6	5	145	Is It In?	9	4	3	0	2	-	8.5	-	-
	👉 Is It In?	3	8	113	Hump Day!	15	2	3	6	4	-	10.0	-	-
	👉 Beat My Cork!	1	9	76	Treble Yell	-	-	(BYE)	-	-	-	-	-	-
	"F" Division	👉 Dr.unks	9	2	154	Dr.unks	15	3	4	4	4	-	10.5	-
2 Kings of the Board		7	3	128	Rangers	9	3	2	2	2	-	4.0	-	-
3 Red-eye Rangers		7	3	121	Death Throw	11	2	3	2	4	-	8.0	-	-
4 Death Throw		5	5	111	Kings	13	4	3	4	2	-	6.0	-	-
5 The Happy Crew		4	6	122	Down to F!	14	4	6	2	2	-	2.0	-	-
6 Down to F!		3	7	114	Irish Ton	10	2	0	4	4	-	6.0	-	-
👉 Irish Ton		1	10	100	Happy Crew	-	-	(BYE)	-	-	-	-	-	-
"G" Division		👉 Sofa Kings	8	2	147	Reefers	5	1	0	4	0	-	9.0	-
	2 Darty Sanchez	7	3	140	Sofa Kings	19	5	6	2	6	-	5.5	-	-
	3 Make Darts Great Again	5	5	126	Wire	15	4	5	4	2	-	5.5	-	-
	4 Banging The Wire	5	6	129	Gretzky	9	2	1	2	4	-	5.0	-	-
	5 Wayne Gretzky	5	6	115	Make Darts	15	5	2	6	2	-	9.0	-	-
	6 Is It In, Again?	4	6	109	Is It In, Again?	9	1	4	0	4	-	13.5	-	-
	👉 Coral Reefers	2	8	96	Sanchez	-	-	(BYE)	-	-	-	-	-	-
	"H" Division	1 Coach Never Walks Alone	9	2	157	Darty B's	0	-	(automatic	-	-	-	suspended for the season	-
2 Not Dead Ducks Yet		9	2	155	Coach	16	-	forfeit)	-	-	-	-	-	-
3 Tips & Shafts		8	3	151	We Throw It	5	2	1	2	0	-	1.0	-	-
4 The Replacements		5	5	137	Tips & Shafts	19	4	5	4	6	-	11.5	-	-
5 The Neighborhood Dart Knight		5	6	138	Dart Knights	12	4	2	0	6	L	8.5	-	-
👉 We're Sexy & We Throw It		2	8	87	Replacements	12	2	4	6	0	W	9.0	-	-
👉 xx-Darty B's		0	12	25	Dead Ducks	-	-	(BYE)	-	-	-	-	-	-

👉 = regular season division champion 👉 = clinched "top-two" finish in division 👉 = clinched "bottom-two" finish in division

HOW TO REACH US

Mail Scoresheets to: Jason Kilts - RDL Statistician
5005 Raintree Road, Durham, NC 27712

Email scoresheets: jdkilts@yahoo.com or jdkilts@gmail.com

Or text scoresheets: 919-423-5766 - and we also always recommend watching for confirmation of receipt!

New Member/Registration Fees:
Heather Bohanan, 206 Shoals Lane, Garner, NC 27529

Nomination and Election Ballots:
Andrew Borgna, 5111 Brooke Lauren Lane, Raleigh, NC 27616

Grievances/Complaints/Rules Suggestions:
Britt Phillips, 2112 Castle Pines Dr, Raleigh, NC 27604

All Other RDL Correspondence to:
(Just send whatever to Jason and he'll pass it along...)

2019 (& 2020) Board of Directors

<i>President</i>	Tim Mozzetti	919-649-1816
	email: tjmozz@gmail.com	
<i>Vice President</i>	Maridy Knight	919-417-7828
	email: maridy16@gmail.com	
<i>Secretary</i>	Andrew Borgna	919-889-2457
	email: akborgna@gmail.com	
<i>(interim) Treasurer</i>	<i>Memb. Director Heather Bohanan is presently also doing these duties...</i>	
<i>Membership</i>	Heather Bohanan	919-326-1956
	email: membership@raleighdartleague.org	
<i>Rules/Grievances</i>	Britt Phillips	919-210-7648
	email: brittt_p@yahoo.com	

League Statistician/Editor: Jason Kilts 919-423-5766
email: jdkilts@yahoo.com or jdkilts@gmail.com

"HOT DARTS" LISTING GUIDELINES

Here are the guidelines that will be used for the minimum number of all-star points each week for the "hot darts" page.

"A" Div. = 4.5 or more ASPs; "B" Div. = 4.0 or more ASPs
"C, D" Divisions = 3.5 or more ASPs
"E, F, G" Divs. = 3.0 or more ASPs; "H" = 2.5 or more ASPs

Also, we will list any fast games, high ins, high outs, or other amazing feats that you think warrant a little recognition (e.g., Ins & Outs higher than a Ton, 24-dart cricket games, 15-dart 301s, 24-dart 501s, Ton-70s and up, 5-Bulls+, etc.).

Extra note: it's also ok to call in "fast games" in each set, even if they don't necessarily meet the maximum dart counts above.

SEASON-LONG TROPHY DART MINIMUM GAMES PLAYED REQUIREMENTS

To be eligible for all-star point ave. & singles win %-age awards, you must play at least 66% of this season's projected games:

for Divisions "A" (except team A2), "B" and "D"
(8 teams / division):

Singles win %-age: min. of 19 Singles Games Played
All-star pt. Average: min. of 37 Total Games Played
for team A2 (due to 1 forfeit received):
min. of 18 Singles Games Played, 35 Total Games Played

for Divs. "C", "E", "F", "G", and teams H6 & H7 (7 teams/div.)

Singles win %-age: min. of 16 Singles Games Played
All-star pt. Average: min. of 32 Total Games Played
for teams H1, H4 and H5 (due to 1 forfeit received):
min. of 15 Singles Games Played, 30 Total Games Played
for teams H2 and H3 (due to 2 forfeits received):
min. of 14 Singles Games Played, 27 Total Games Played

RDL WEBSITE - www.raleighdartleague.org

Webmaster: Matt Ridgway (of Irrelevant Elements)
contact him, if needed, at: meridgway84@gmail.com

CALENDAR OF EVENTS

Nov. 15-17 33rd Greensboro Classic, (ADO) \$5000
Wyndham Garden Hotel, 418 Swing Road, Greensboro; info: www.piedmontdarts.org

Nov. 15-17 36th Choo Choo Classic, (ADO), \$10,000
Sweet Melissa's Billiards, 1966 Northpoint Blvd, Hixson, TN; gcda.org (greater Chattanooga) tourn. director: Rueben Leamon, 423-362-4267

Wed., Nov. 20, Dec. 4 / 11 - RDL Divisional Tournaments
Dec. 7&8 NCCDL/NCLC tournament weekend
NCCDL @Wilmington; NCLC @Wilmington

Sat., Dec. 14 Fall 2019 - Season Banquet, site TBD

THU., Jan. 2 Spring 2020 - RDL registration, site TBD
(online registration should be available in the days immediately prior to the 2nd)

Jan. 10-12 Fire on the Mountain (ADO) \$5500, Crown Plaza Asheville, 1 Resort Drive; info: Rob Walsh 828-318-4432, www.ashevilledarts.com

Wed., Jan. 15 Spring 2020 RDL Preseason Captains'
7:00-8:00 p.m. Meeting: The Upper Deck - mandatory

Wed., Jan. 22 Spring 2020 first night of match play

Other Local Weekly Leagues

Mondays Wake Forest Area Dart League, Wake Forest
Tuesdays Bull City Dart League, Durham
Thursdays Triangle Dart League, Chapel Hill

Weekly Blind Draws - Over the years, many blind draws have come and gone. If any of these folds or if any others start up, please let me know and I'll update this list. Thanks.
(these 2 are double elim., \$5 entry, bar matches the pot... & now they add an extra \$50 if there are 32+ players!)

Fri., 8 pm Upper Deck, 919-460-1786, 329 N.Harrison

Sun., 8 pm Upper Deck, 919-460-1786, 329 N.Harrison
(this one is \$5 entry, bar matches 150% if 16+ players!)

Fri., 8 pm Brown's, 919-878-9092, 5500 Atl. Springs Rd.
(these one is \$5 entry, bar matches 150% if 16+ players!)

Sat., 8 pm Sharky's Place, 919-783-5448, 5800 Duraleigh
(this one is double elm., \$5 entry, bar matches the pot!)

Mon., 8 pm Neighborhood, 919-377-2344, 301 N. Harrison
(this one is double elm., \$5 entry, bar matches the pot!)

Mon., 8 pm The Pickled Onion 2, 919-977-0031, 8511 Cantilever Way
(this one is free, with the winners receiving gift certificates)

Tue., 7 pm Jordan Lake Brewing, 320 E. Durham St., Cary
(this one is LADIES ONLY, and is held the second Thursday of each month - \$5 entry, bar matches the pot - if there are 7 or fewer players, the draw will be a singles tournament)

Thu., 7:30 pm Upper Deck, 919-460-1786, 329 N.Harrison
[NOTE: In Oct. & Nov. ONLY, this will be third Thursday.]

PENALTY LOG - All the penalties assessed this season.

Preseason captains' meeting (5 points): Death Throw (F, wk.1), Darty B's (H, wk.1).
Incomplete 1001 (16 points): Boom Baby (C, wk.6).
Removed from season due to 3 forfeits: Darty B's (H).

THIS WEEK'S MATCHES (Week 13)		
Unstable Elements @ Lunatic Fringe (Upper Deck 12&14)		
North Ral. Alliance @ Neighborhood Bullies (Neighborhood 3&4)	"A"	
Dead Beats @ Things That Bounce (Compass Rose)	Div.	
Irrelevant Elements @ Dartistic Side / Moon (Upper Deck 8&10)		
Atonsamongus @ Methodical 2.0 (Cleveland-Garner 1&2)		
Darty Minds @ Shooter McGavin (Mac's Tavern 1&2)	"B"	
Rif Raf @ DD-214 (Amer. Legion F-V 3&4)	Div.	
Consist. Inconsistent @ Kiss Our Inconsistency (Upper Deck 5&6)		
Flightless Boards @ Cheap Shots (High Park 3&4)		
Nine Lives @ One Armed Bandits (Proof Five Points)	"C"	
Show Me Your Tips @ Boom Baby (Pat Murnane's 3&4)	Div.	
BYE - Bulls Up		
Menace 2 Sobriety @ Sharky's Machine (Sharky's Place 5&6)		
We Don't Know! @ Projectile Dysfunction (Scooters)	"D"	
Just The Tip @ Big Bulls (High Park 5&6)	Div.	
Why So Serious? @ Ma and Pa & the Kids (Neighborhood 1&2)		
Game of Throws @ Loaded Darts (Locked & Loaded)		
Shark Shooters @ Beat My Cork! (Upper Deck 16&17)	"E"	
Hump Day! @ Treble Yell (Upper Deck 1&2)	Div.	
BYE - Is It In?		
Red-eye Rangers @ Kings of the Board (Brown's Billiards 3&4)		
The Happy Crew @ Down to F! (Champions Bars&More)	"F"	
Death Throw @ Dr.unks (Good Times Arcade)	Div.	
BYE - Irish Ton		
Sofa Kings @ Make Darts Great... (Pantana's Pool 3&4)		
Is It In, Again? @ Coral Reefers (High Park 1&2)	"G"	
Darty Sanchez @ Banging The Wire (Pantana's Pool 1&2)	Div.	
BYE - Wayne Gretzky		
Not Dead Ducks Yet @ We're Sexy / Throw It! (Amer. Legion F-V 1&2)		
The Replacements @ Tips & Shafts (Brown's Billiards 5&6)	"H"	
Neighborhood Dart Knights @ Darty B's - automatic forfeit	Div.	
BYE - Coach Never Walks Alone		

NEXT WEEK'S MATCHES (Week 14) - end of regular season		
Neighborhood Bullies @ Unstable Elements (Upper Deck 12&14)		
Lunatic Fringe @ North Ral. Alliance (Brown's Billiards 5&6)		
Dead Beats @ Irrelevant Elements (Amer. Legion F-V 1&2)		
Things That Bounce @ Dartistic Side / Moon (Upper Deck 8&10)		
Atonsamongus @ Rif Raf (Rally Point)		
Darty Minds @ Kiss Our Inconsistency (Upper Deck 5&6)		
DD-214 @ Shooter McGavin (Mac's Tavern 1&2)		
Methodical 2.0 @ Consist. Inconsistent (Upper Deck 16&17)		
Flightless Boards @ Nine Lives (Compass Rose)		
One Armed Bandits @ Cheap Shots (High Park 3&4)		
Bulls Up @ Show Me Your Tips (The Big Easy)		
BYE - Boom Baby		
Menace 2 Sobriety @ Ma and Pa & the Kids (Neighborhood 1&2)		
Sharky's Machine @ Big Bulls (High Park 5&6)		
Just The Tip @ Projectile Dysfunction (Scooters)		
Why So Serious? @ We Don't Know! (Break Time Billiards)		
Beat My Cork! @ Loaded Darts (Locked & Loaded)		
Game of Throws @ Shark Shooters (Sharky's Place 5&6)		
Treble Yell @ Is It In? (Pickled Onion #2)		
BYE - Hump Day!		
Red-eye Rangers @ The Happy Crew (Brown's Billiards 3&4)		
Kings of the Board @ Down to F! (Champions Bars&More)		
Irish Ton @ Death Throw (Upper Deck 1&2)		
BYE - Dr.unks		
Sofa Kings @ Is It In, Again? (Brewster's Pub 3&4)		
Make Darts Great... @ Coral Reefers (High Park 1&2)		
Wayne Gretzky @ Darty Sanchez (Lucky B's)		
BYE - Banging The Wire		
<i>Darty B's @ Not Dead Ducks Yet - automatic forfeit</i>		
Coach Never Walks @ The Replacements (Pantana's Pool 3&4)		
We're Sexy / Throw It! @ Neighbor.Dart Knights (Neighborhood 3&4)		
BYE - Tips & Shafts		

PREDICTIONS FOR THE WEEK

Ok, NOW we're talking... 22-4 last week is pretty hot! And one of the four that I got wrong I actually nailed exactly, sort of -- I predicted a team to win 13-11, and they won 13 slots, but lost because they were double-shorthanded. Just can't control some things, so I'm pretty happy with that rate. All of which brings me to 238-80 (74.8%) for the season. Also, I'm back within one pick of 0.500 with every team... need a late run.

Match of the week: (C Div.) Show Me Your Tips @ Boom Baby. There is a reason people watch Steelers-Ravens and 49ers-Seahawks rivalry games more than other, shall we say, less intense rivalries. For that type of reasoning, if we sold tickets to dart matches, the tickets to this C division title fight would be the highest-priced StubHub seller this week. I think Boom Baby keeps the lead, but it's going to be tight, 13-11.

Match #2: (E Div.) Game of Throws @ Loaded Darts. These two have fallen a match behind the lead pair in the amazing race that is E division, but the winner here certainly still holds legitimate title hopes. And that is far more true if Loaded and their higher point total win. They do, 14-10.

Match #3: (F Div.) Red-eye Rangers @ King of the Board. This is very likely a head-to-head fight for second place and a likely climb to E in the spring. But if Dr.unks happens to slip against the recently-hot Death Throw tonight, the winner here might still claim the F race. Kings, 13-11.

Match #4: (E Div.) Hump Day! @ Treble Yell. Treble might be in a point race with the Sharks for the E crown. Or maybe the Sharks' tough week 14 match simply means that Treble needs to just win out to take the plaques. But they have to get past the Humpers to get there, 13-11.

Match #5: (H Div.) The Replacements @ Tips & Shafts. It looks like the most important player in the race for the top two slots might actually be the 4th place Replacements. They take on the Tips and Ducks to close the season, and thus kinda control the race a bit. Replacements, 13-11.

Matches #6 & #7: (D Div.) Just The Tip @ Big Bulls; We Don't Know!

@ Projectile Dysfunction. The middle six in D are separated by only two matches. And if the fresh-off-big-wins Tippers and Projectile can take out the fresh-off-big-losses Big Bulls and Don't Know, that pack could actually tighten up to a one-match span!! Alas, I think both leaders escape... Big Bulls, 14-10; and We Don't Know, 13-11.

Match #8: (B Div.) Rif Raf @ DD-214. With the week 14 matches to come next Wednesday, this could be a head-to-head match to try to stay in B next season. I think Rif Raf gets a bit of payback, 14-10.

Matches #9 & #10: (A Div.) North Raleigh Alliance @ The Neighborhood Bullies; Unstable Elements @ Lunatic Fringe. One last week of hurdles for the Bullies and Element to overcome before they can meet up to battle for the league's top spot. Well, actually, the Bullies don't even need a win here for that final pairing drama to happen. But they do, 17-7. And Element gets their win too, 16-8.

Match #11: (C Div.) Nine Lives @ One Armed Bandits. Can the oft-shorthanded Niners (maybe they're the Sixers or Sevens?) get it together enough to avoid a bottom-two finish. They win here, 12-9.

Match #12: (B Div.) Cons. Inconsistent @ Kiss Our Inconsistency. It doesn't really get the winner here a whole lot in the big scheme of things, but this might be a heads-up fight for 3rd. Kiss Our in 1001.

And the remaining 14 matches, sorted by division:

A Division: Dead Beats 16, Things 8; Dartistic 16, Irrelevant 8.
 B Division: Atonsamongus 18, Methodical 6; Darty 17, McGavin 7.
 C Division: Flightless Boards 16, Cheap Shots 8.
 D Division: Menace 13, Machine 11; Serious? 19, Ma and Pa 5.
 E Division: Shark Shooters 16, Beat My Cork! 8.
 F Division: Happy 14, Down to F! 10; Dr.unks 14, Death Throw 10.
 G Division: Sofa Kings 14, Make Darts Great Again 10; Is It In, Again? 14, Coral Reefers 10; Sanchez 15, Banging The Wire 9.
 H Division: Not Dead Ducks Yet 17, We're Sexy & We Throw It 7.

Printed below are the tournament brackets (with match locations) that we will be using this season. Teams which are already locked into a finishing position have already been placed in the bracket. Others will be filled in during the final two weeks. Please notify your team of possible match locations for your team's matches in the tournament. Host establishment phone numbers and addresses will be re-printed in the next Tons. **REMEMBER: Tournament matches start at 7:00 p.m.**

I will update the bracket as much as possible for next week's newsletter, and then send out a full bracket page before the first round matches.

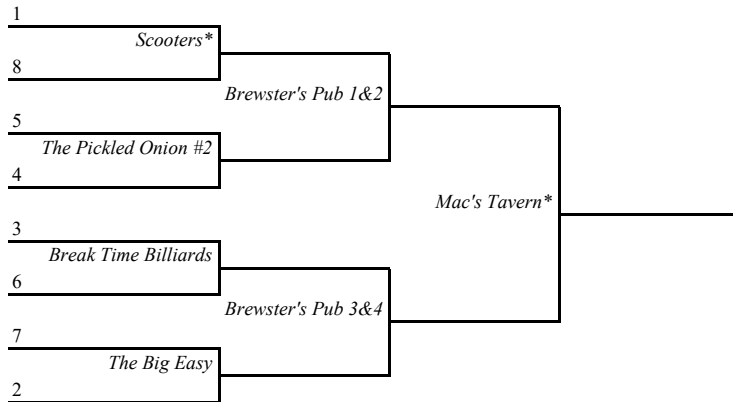
[Note: Whenever an asterisk is included, that means a third board MIGHT be available and the captains may agree to use it in order to shorten the match time.]

FALL 2019 RDL DIVISIONAL TOURNAMENT SCHEDULE

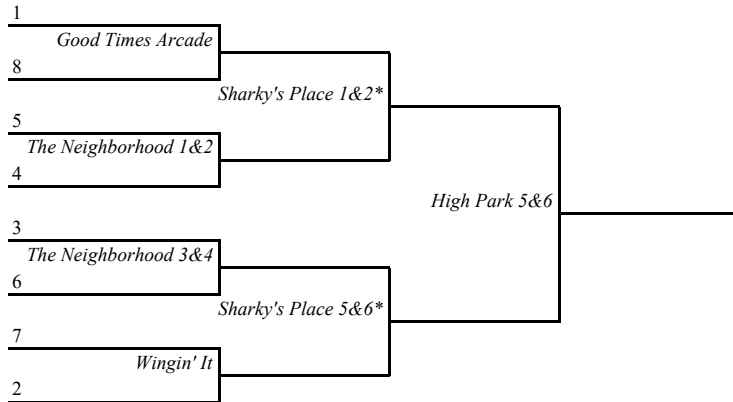
Quarterfinals (11/20)	Semifinals (12/4)	Finals (12/11)	WINNER
-----------------------	-------------------	----------------	---------------

Quarterfinals (11/20)	Semifinals (12/4)	Finals (12/11)	WINNER
-----------------------	-------------------	----------------	---------------

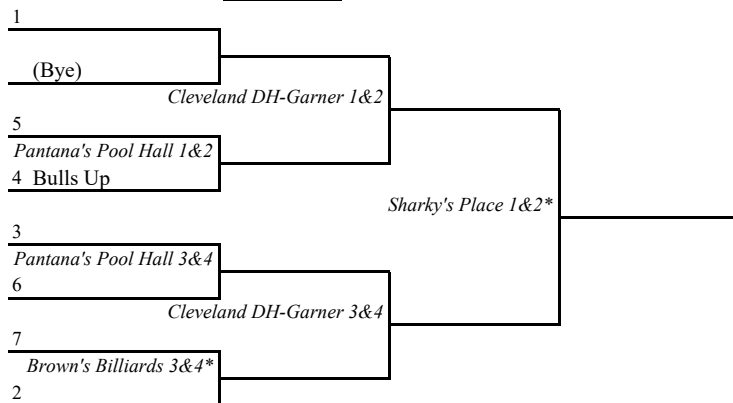
"A" Division



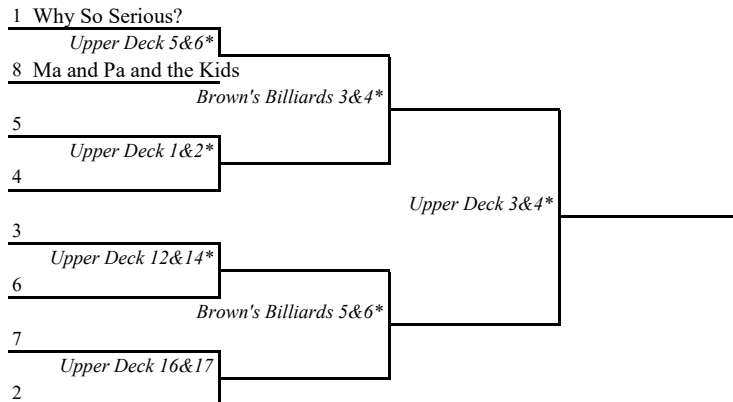
"B" Division



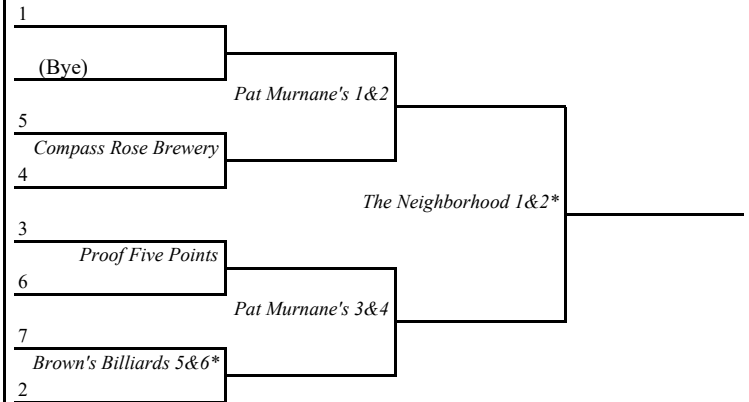
"C" Division



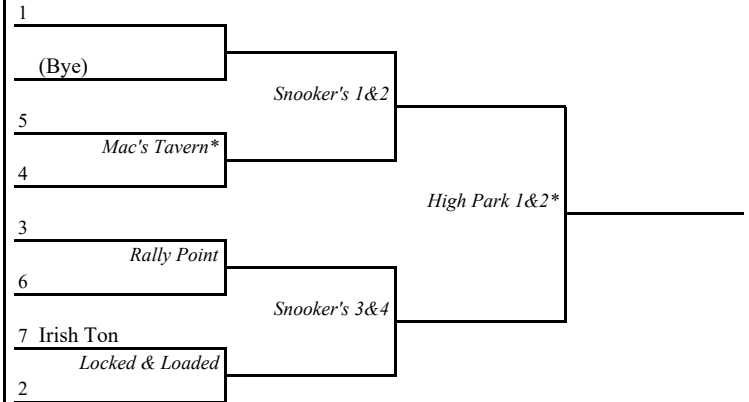
"D" Division



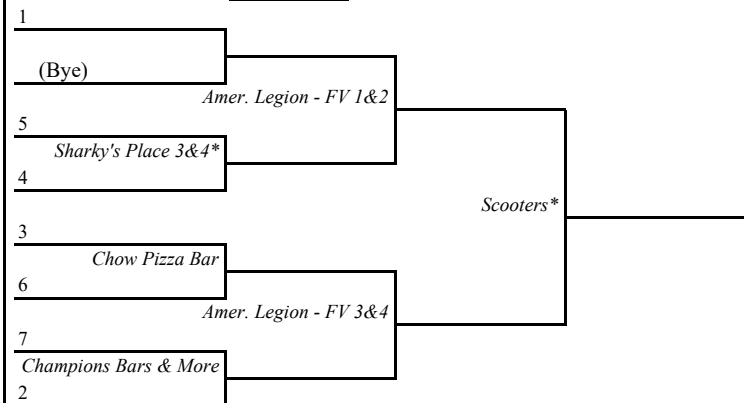
"E" Division



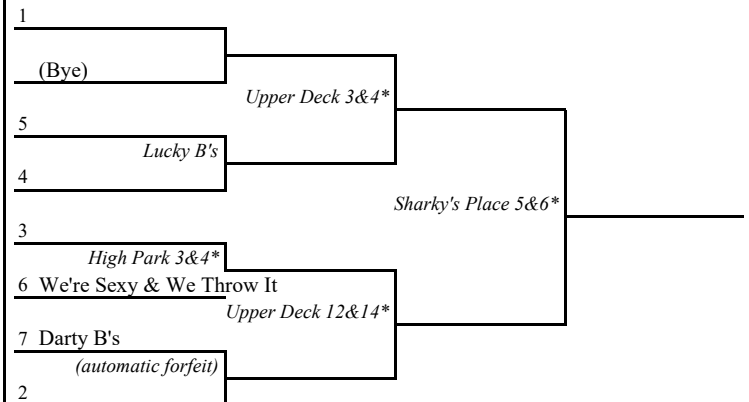
"F" Division



"G" Division



"H" Division



Fall 2019 RDL Top Singles Records (by division) (through week 12)

(There are no missing statistics, all scoresheets have been received.) (Game mins. for these listings: 12 for divs. A/B/D, 9 for div. H, 10 for all other divs.)

<u>"A" Division</u>				<u>W</u>	<u>L</u>	<u>%-age</u>	<u>"E" Division</u>				<u>W</u>	<u>L</u>	<u>%-age</u>
1	Phillips, Stevie	A1/ Unstable Elements	24	0	1.000	1	Rudy, Jeff	E3/ Game of Throws	14	3	0.824		
2	Spellman, Alex	A2/ The Neighborhood Bulli	19	1	0.950	2	Yang, Rob	E2/ Beat My Cork!	15	4	0.789		
3	Stewart, P.J.	A2/ The Neighborhood Bulli	15	1	0.938	3	Svede, Greg	E4/ Shark Shooters	14	4	0.778		
4	Phillips, Robbie	A1/ Unstable Elements	19	3	0.864	4	Krestalude, Andy	E6/ Hump Day!	16	5	0.762		
5	Carroll, John	A1/ Unstable Elements	16	3	0.842	5	Heath, John	E5/ Treble Yell	15	5	0.750		
	Gauthier, Kyle	A5/ Dead Beats	16	3	0.842		Smelik, Pat	E3/ Game of Throws	15	5	0.750		
7	Gibson, Pat	A2/ The Neighborhood Bulli	16	4	0.800	7	Ackerman, Travis	E2/ Beat My Cork!	8	3	0.727		
8	Tan, Wil	A1/ Unstable Elements	17	5	0.773	8	Whitley, Brian	E5/ Treble Yell	12	5	0.706		
9	Mitchell, Sid	A4/ Lunatic Fringe	18	6	0.750	9	Bither, Dana	E4/ Shark Shooters	11	5	0.688		
10	Foushee, Kevin	A2/ The Neighborhood Bulli	13	6	0.684	10	Deemer, Randy	E6/ Hump Day!	13	6	0.684		
11	Massengill, Chad	A1/ Unstable Elements	14	7	0.667	11	Dean, Jay	E7/ Is It In?	12	6	0.667		
	Beeson, Robb	A1/ Unstable Elements	8	4	0.667		Long, Gary	E1/ Loaded Darts	12	6	0.667		
13	Eason, Joel	A4/ Lunatic Fringe	12	7	0.632		Williams, Denny	E1/ Loaded Darts	12	6	0.667		
	Johnson, Michael	A2/ The Neighborhood Bulli	12	7	0.632	14	Gardner, Mike	E1/ Loaded Darts	13	7	0.650		
<u>"B" Division</u>				<u>W</u>	<u>L</u>	<u>%-age</u>	<u>"F" Division</u>				<u>W</u>	<u>L</u>	<u>%-age</u>
1	Martin, David	B3/ Rif Raf	16	2	0.889	1	Smale, John	F7/ Dr.unks	10	1	0.909		
	Persson, Kenny	B1/ Atonsamongus	16	2	0.889	2	Davis, Luc	F3/ Kings of the Board	9	1	0.900		
3	Foushee, Eugene	B2/ Darty Minds	16	3	0.842	3	Jones, Dustin	F7/ Dr.unks	13	2	0.867		
4	Dickenson, Joel	B2/ Darty Minds	20	4	0.833	4	Shearin, Phillip	F4/ The Happy Crew	17	3	0.850		
	Gibbs, Keith	B1/ Atonsamongus	20	4	0.833		Suan, John	F3/ Kings of the Board	16	4	0.800		
6	Massengill, Randy	B1/ Atonsamongus	19	4	0.826	6	Powell, Zach	F1/ Red-eye Rangers	9	3	0.750		
7	McNamara, Tim	B7/ Consistently Inconsistent	17	6	0.739	7	Russell, Jeff	F3/ Kings of the Board	13	5	0.722		
8	Jobe, C.J.	B2/ Darty Minds	14	5	0.737	8	Gouge, Shane	F7/ Dr.unks	12	5	0.706		
9	Bracco, Michael	B3/ Rif Raf	13	5	0.722	9	Bosier, Sean	F5/ Death Throw	14	6	0.700		
10	Whitley, Brenda	B4/ Kiss Our Inconsistency	10	4	0.714		Gagner, Chris	F2/ Down to F!	14	6	0.700		
11	Reitano, Sal	B2/ Darty Minds	14	6	0.700	11	Vick, Justin	F4/ The Happy Crew	12	6	0.667		
12	Coe, Jason	B1/ Atonsamongus	13	6	0.684		Blake, Rick	F2/ Down to F!	10	5	0.667		
13	Wilson, Chris	B8/ Methodical 2.0	12	6	0.667	13	Kirkpatrick, Scott	F1/ Red-eye Rangers	13	7	0.650		
	Little, Clint	B1/ Atonsamongus	10	5	0.667		Powell, Mark	F1/ Red-eye Rangers	13	7	0.650		
<u>"C" Division</u>				<u>W</u>	<u>L</u>	<u>%-age</u>	<u>"G" Division</u>				<u>W</u>	<u>L</u>	<u>%-age</u>
1	Bushman, Brad	C5/ Show Me Your Tips	14	0	1.000	1	Musil, Dylan	G4/ Is It In, Again?	17	1	0.944		
2	Jeffreys, Lee	C7/ Boom Baby	20	2	0.909	2	Finney, Dave	G6/ Wayne Gretzky	18	4	0.818		
3	Powell, Lee	C5/ Show Me Your Tips	14	4	0.778	3	Plotkin, Jeremy	G1/ Sofa Kings	13	4	0.765		
4	Peele, Jim	C7/ Boom Baby	16	6	0.727	4	Wissinger, Wes	G2/ Make Darts Great Again	15	5	0.750		
5	Bialaszewski, Rich	C5/ Show Me Your Tips	12	5	0.706		Keim, Roger	G1/ Sofa Kings	12	4	0.750		
	Hall, Mike	C1/ Flightless Boards	12	5	0.706	6	Trefzger, Mike	G7/ Darty Sanchez	14	5	0.737		
7	O'Toole, Mike	C6/ Bulls Up	14	6	0.700	7	Trefzger, Eric	G7/ Darty Sanchez	13	5	0.722		
	Haithcock, Lee	C5/ Show Me Your Tips	7	3	0.700	8	White, John	G5/ Banging The Wire	15	6	0.714		
9	Raquet, Mike	C5/ Show Me Your Tips	11	5	0.688	9	Robinson, Mike	G7/ Darty Sanchez	12	5	0.706		
10	Holland, Steve	C1/ Flightless Boards	13	6	0.684	10	Alcon, Tony	G1/ Sofa Kings	13	6	0.684		
11	Gaglione, Joey	C7/ Boom Baby	15	7	0.682	11	Wojciechowski, Brad	G1/ Sofa Kings	10	5	0.667		
12	Frederick, Karl	C6/ Bulls Up	12	6	0.667		Barbour, Bryan	G4/ Is It In, Again?	8	4	0.667		
	Rigert, Joe, Sr.	C5/ Show Me Your Tips	12	6	0.667	13	Rollins, Calvin	G5/ Banging The Wire	13	7	0.650		
14	Murdaugh, John	C1/ Flightless Boards	13	7	0.650	14	(two tied)		9	5	0.643		
<u>"D" Division</u>				<u>W</u>	<u>L</u>	<u>%-age</u>	<u>"H" Division</u>				<u>W</u>	<u>L</u>	<u>%-age</u>
1	Cole, Mike	D6/ Why So Serious?	19	3	0.864	1	Davis, P.J.	H4/ The Neighborhood Dart	15	1	0.938		
2	Cannizzaro, Anthony	D6/ Why So Serious?	14	3	0.824	2	Hartley, Bryan	H6/ The Replacements	14	1	0.933		
3	White, J.J.	D1/ Menace 2 Sobriety	20	5	0.800	3	Tompkins, Charles	H3/ Tips & Shafts	15	3	0.833		
4	Stewart, Kevin	D5/ Big Bulls	18	5	0.783	4	Lalino, Steve	H1/ Not Dead Ducks Yet	16	4	0.800		
5	Clark, Dan	D3/ Projectile Dysfunction	18	6	0.750	5	Daniels, Slater	H6/ The Replacements	11	3	0.786		
6	Schaefer, John	D2/ Sharky's Machine	16	6	0.727	6	Wilson, Matthew	H3/ Tips & Shafts	14	4	0.778		
7	Azevedo, Angelo	D4/ We Don't Know!	13	5	0.722	7	Kuppler, Bob	H1/ Not Dead Ducks Yet	15	5	0.750		
8	Cashin, Jeff	D7/ Just The Tip	10	4	0.714		Samaluck, Somchai	H1/ Not Dead Ducks Yet	15	5	0.750		
9	Johnson, Dave	D1/ Menace 2 Sobriety	17	7	0.708	9	Scott, Kevin	H2/ Coach Never Walks Alo	9	4	0.692		
10	Stuckey, Rob	D7/ Just The Tip	14	6	0.700	10	Phillips, Josh	H3/ Tips & Shafts	11	5	0.688		
11	Bateman, Jimmy	D2/ Sharky's Machine	12	6	0.667	11	McNamara, Ken	H5/ We're Sexy & We Throv	12	6	0.667		
	Champion, Steve	D7/ Just The Tip	10	5	0.667		Gamble, Mark	H4/ The Neighborhood Dart	10	5	0.667		
	Price, Brady	D1/ Menace 2 Sobriety	8	4	0.667	13	Thomas, Tony	H4/ The Neighborhood Dart	10	6	0.625		
14	Tufillaro, Lou	D4/ We Don't Know!	13	7	0.650	14	Petersen, Eric	H6/ The Replacements	8	5	0.615		

<u>Women's Records</u>				<u>W</u>	<u>L</u>	<u>%-age</u>	(# of women by division: A-2, B-7, C-1, D-7, E-7, F-8, G-7, H-9)				
A	Blackwelder, Deb	A7/ Irrelevant Elements	0	16	0.000		Mathews, Olivia	F5/ Death Throw	11	9	0.550
B	Whitley, Brenda	B4/ Kiss Our Inconsistency	10	4	0.714	F	Gouge, Susan	F7/ Dr.unks	7	8	0.467
	Preciado, Amanda	B6/ DD-214	10	7	0.588		Beebe, Jenny	F4/ The Happy Crew	3	10	0.231
C	Graves, Julie	C6/ Bulls Up	5	13	0.278	G	Furdon, Jenny	G4/ Is It In, Again?	4	8	0.333
D	Blackwelder, Allyson	D4/ We Don't Know!	8	6	0.571		Gaines, Lauren	G6/ Wayne Gretzky	2	8	0.200
	Kubel, Nicole	D4/ We Don't Know!	8	12	0.400		McNamara, Karen	H5/ We're Sexy & We Throv	5	5	0.500
E	Mitchell, Liz	E4/ Shark Shooters	6	6	0.500	H	Smith, Lauren	xx-H7/ Darty B's	3	7	0.300
	Hamilton, Dawn	E2/ Beat My Cork!	7	9	0.438		Bohanan, Heather	H5/ We're Sexy & We Throv	3	8	0.273

Fall 2019 RDL Top Singles+Doubles Records (by division) (through week 12)

(There are no missing statistics, all scoresheets have been received.) (Game mins. for these listings: 24 for divs. A/B/D, 18 for div. H, 20 for all other divs.)

<u>"A" Division</u>				W	L	%-age	<u>"E" Division</u>				W	L	%-age
1	Stewart, P.J.	A2/ The Neighborhood Bulli	29	3	0.906	1	Svede, Greg	E4/ Shark Shooters	31	5	0.861		
2	Spellman, Alex	A2/ The Neighborhood Bulli	36	4	0.900	2	Gardner, Mike	E1/ Loaded Darts	30	10	0.750		
3	Phillips, Stevie	A1/ Unstable Elements	42	6	0.875	3	Bither, Dana	E4/ Shark Shooters	23	9	0.719		
4	Carroll, John	A1/ Unstable Elements	33	5	0.868	4	Heath, John	E5/ Treble Yell	29	12	0.707		
5	Gibson, Pat	A2/ The Neighborhood Bulli	33	7	0.825	5	Rudy, Jeff	E3/ Game of Throws	23	10	0.697		
6	Phillips, Robbie	A1/ Unstable Elements	36	8	0.818	6	Whitley, Brian	E5/ Treble Yell	24	11	0.686		
7	Foushee, Kevin	A2/ The Neighborhood Bulli	27	9	0.750	7	Deemer, Randy	E6/ Hump Day!	25	12	0.676		
8	Tan, Wil	A1/ Unstable Elements	31	11	0.738	8	Krestalude, Andy	E6/ Hump Day!	29	14	0.674		
9	Gauthier, Kyle	A5/ Dead Beats	27	11	0.711	9	Updyke, Gerald	E5/ Treble Yell	24	13	0.649		
10	Johnson, Michael	A2/ The Neighborhood Bulli	25	11	0.694	10	Buck, Chris	E4/ Shark Shooters	13	8	0.619		
11	Mitchell, Sid	A4/ Lunatic Fringe	33	15	0.688	11	Dean, Jay	E7/ Is It In?	22	14	0.611		
12	Massengill, Chad	A1/ Unstable Elements	29	14	0.674		McEwen, William	E6/ Hump Day!	22	14	0.611		
13	Mozzetti, Tim	A4/ Lunatic Fringe	24	12	0.667		Montesi, Chris	E3/ Game of Throws	22	14	0.611		
14	(two tied)		26	14	0.650	14	Hall, Jon	E5/ Treble Yell	24	16	0.600		
<u>"B" Division</u>				W	L	%-age	<u>"F" Division</u>				W	L	%-age
1	Persson, Kenny	B1/ Atonsamongus	32	2	0.941	1	Jones, Dustin	F7/ Dr.unks	24	8	0.750		
2	Massengill, Randy	B1/ Atonsamongus	41	5	0.891	2	Davis, Luc	F3/ Kings of the Board	19	7	0.731		
3	Dickenson, Joel	B2/ Darty Minds	38	8	0.826	3	Gouge, Shane	F7/ Dr.unks	28	11	0.718		
4	Gibbs, Keith	B1/ Atonsamongus	39	9	0.813	4	Powell, Zach	F1/ Red-eye Rangers	17	7	0.708		
5	Foushee, Eugene	B2/ Darty Minds	33	9	0.786	5	Russell, Jeff	F3/ Kings of the Board	23	11	0.676		
6	Jobe, C.J.	B2/ Darty Minds	30	10	0.750	6	Johnson, Sean	F4/ The Happy Crew	24	12	0.667		
7	Bottomley, Kevin	B2/ Darty Minds	31	11	0.738		Murdock, Nick	F7/ Dr.unks	22	11	0.667		
8	McNamara, Tim	B7/ Consistently Inconsistent	31	13	0.705	8	Raper, Jeromie	F1/ Red-eye Rangers	26	14	0.650		
9	Martin, David	B3/ Rif Raf	23	10	0.697	9	Shearin, Phillip	F4/ The Happy Crew	26	15	0.634		
10	Coe, Jason	B1/ Atonsamongus	27	13	0.675	10	Powell, Mark	F1/ Red-eye Rangers	25	15	0.625		
11	Reitano, Sal	B2/ Darty Minds	26	15	0.634		Johnson, Timmy	F7/ Dr.unks	15	9	0.625		
12	Little, Clint	B1/ Atonsamongus	20	12	0.625	12	Suan, John	F3/ Kings of the Board	24	15	0.615		
13	Sautter, Scott	B5/ Shooter McGavin	25	17	0.595	13	Bosier, Sean	F5/ Death Throw	23	15	0.605		
14	Bracco, Michael	B3/ Rif Raf	21	15	0.583		Kirkpatrick, Scott	F1/ Red-eye Rangers	23	15	0.605		
<u>"C" Division</u>				W	L	%-age	<u>"G" Division</u>				W	L	%-age
1	Bushman, Brad	C5/ Show Me Your Tips	24	4	0.857	1	Keim, Roger	G1/ Sofa Kings	25	7	0.781		
2	Jeffreys, Lee	C7/ Boom Baby	34	10	0.773	2	Finney, Dave	G6/ Wayne Gretzky	33	11	0.750		
3	Peele, Jim	C7/ Boom Baby	33	11	0.750		Trefzger, Mike	G7/ Darty Sanchez	27	9	0.750		
4	O'Toole, Mike	C6/ Bulls Up	29	11	0.725	4	Musil, Dylan	G4/ Is It In, Again?	26	10	0.722		
5	Raquet, Mike	C5/ Show Me Your Tips	23	9	0.719		Plotkin, Jeremy	G1/ Sofa Kings	26	10	0.722		
6	Gaglione, Joey	C7/ Boom Baby	30	14	0.682	6	Robinson, Mike	G7/ Darty Sanchez	24	11	0.686		
7	Powell, Lee	C5/ Show Me Your Tips	23	11	0.676		Trefzger, Eric	G7/ Darty Sanchez	24	11	0.686		
	Zelinack, Jason	C7/ Boom Baby	23	11	0.676	8	Bozza, Doug	G1/ Sofa Kings	24	12	0.667		
9	Rigert, Joe, Sr.	C5/ Show Me Your Tips	24	12	0.667	9	Alcon, Tony	G1/ Sofa Kings	24	13	0.649		
	Hall, Mike	C1/ Flightless Boards	22	11	0.667	10	Wissinger, Wes	G2/ Make Darts Great Again	25	14	0.641		
	Wells, John	C1/ Flightless Boards	18	9	0.667	11	White, John	G5/ Banging The Wire	27	16	0.628		
	Haithecock, Lee	C5/ Show Me Your Tips	14	7	0.667	12	Bowen, Andy	G5/ Banging The Wire	20	14	0.588		
13	Holland, Steve	C1/ Flightless Boards	24	13	0.649	13	Gaines, Bryan	G6/ Wayne Gretzky	21	15	0.583		
14	Frederick, Karl	C6/ Bulls Up	23	13	0.639	14	Rollins, Calvin	G5/ Banging The Wire	22	16	0.579		
<u>"D" Division</u>				W	L	%-age	<u>"H" Division</u>				W	L	%-age
1	Cole, Mike	D6/ Why So Serious?	38	5	0.884	1	Davis, P.J.	H4/ The Neighborhood Dart	26	5	0.839		
2	Cannizzaro, Anthony	D6/ Why So Serious?	27	9	0.750	2	Tompkins, Charles	H3/ Tips & Shafts	28	8	0.778		
	Rice, Teddy	D6/ Why So Serious?	27	9	0.750	3	Hartley, Bryan	H6/ The Replacements	26	8	0.765		
4	Azevedo, Angelo	D4/ We Don't Know!	26	10	0.722	4	Scott, Kevin	H2/ Coach Never Walks Alo	19	6	0.760		
5	Stewart, Kevin	D5/ Big Bulls	32	14	0.696	5	McNamara, Ken	H5/ We're Sexy & We Throv	25	11	0.694		
6	White, J.J.	D1/ Menace 2 Sobriety	34	15	0.694		Wilson, Matthew	H3/ Tips & Shafts	25	11	0.694		
7	Clark, Dan	D3/ Projectile Dysfunction	31	17	0.646	7	Daniels, Slater	H6/ The Replacements	18	8	0.692		
8	Stuckey, Rob	D7/ Just The Tip	27	15	0.643	8	Turner, Kevin	H2/ Coach Never Walks Alo	24	11	0.686		
9	Blanchard, Jeff	D6/ Why So Serious?	16	9	0.640		Woodard, Dave	H2/ Coach Never Walks Alo	24	11	0.686		
10	Tant, J.J.	D3/ Projectile Dysfunction	30	17	0.638	10	Samaluck, Somchai	H1/ Not Dead Ducks Yet	27	13	0.675		
11	Toolan, Chris	D5/ Big Bulls	28	17	0.622	11	Boyer, Drew	H6/ The Replacements	17	9	0.654		
12	Triggiano, Andrew	D6/ Why So Serious?	18	11	0.621	12	Lalino, Steve	H1/ Not Dead Ducks Yet	26	14	0.650		
13	Bumpass, Mike	D6/ Why So Serious?	26	16	0.619	13	Kuppler, Bob	H1/ Not Dead Ducks Yet	25	14	0.641		
14	(two tied)				0.600	14	Petersen, Eric	H6/ The Replacements	14	8	0.636		

<u>Women's Records</u>				W	L	%-age	(# of women by division: A-2, B-7, C-1, D-7, E-7, F-8, G-7, H-9)						
A	Blackwelder, Deb	A7/ Irrelevant Elements	1	33	0.029								
B	Whitley, Brenda	B4/ Kiss Our Inconsistency	15	12	0.556	F	Mathews, Olivia	F5/ Death Throw	20	21	0.488		
	Preciado, Amanda	B6/ DD-214	18	17	0.514		Gouge, Susan	F7/ Dr.unks	10	13	0.435		
C	Graves, Julie	C6/ Bulls Up	13	22	0.371		Beebe, Jenny	F4/ The Happy Crew	8	15	0.348		
D	Blackwelder, Allyson	D4/ We Don't Know!	15	17	0.469	G	Furdon, Jenny	G4/ Is It In, Again?	6	15	0.286		
	Bathurst, Alyssa	D8/ Ma and Pa and the Kids	16	20	0.444		Wilson, Victoria	G5/ Banging The Wire	6	15	0.286		
E	Mitchell, Liz	E4/ Shark Shooters	13	12	0.520	H	McNamara, Karen	H5/ We're Sexy & We Throv	9	15	0.375		
	Stacy, Michelle	E4/ Shark Shooters	10	18	0.357		Smith, Lauren	xx-H7/ Darty B's	6	14	0.300		
							Coggins, Leigh	H5/ We're Sexy & We Throv	6	16	0.273		

Fall 2019 RDL Top All-Star Point Averages (by division) (through week 12)

(There are no missing statistics, all scoresheets have been received.) (Game mins. for these listings: 24 for divs. A/B/D, 18 for div. H, 20 for all other divs.)

"A" Division				ASP	TGP	Ave.	"E" Division				ASP	TGP	Ave.
1	Gibson, Pat	A2/ The Neighborhood Bulli	89.0	40	2.225	1	Svede, Greg	E4/ Shark Shooters	44.5	36	1.236		
2	Phillips, Robbie	A1/ Unstable Elements	97.0	44	2.205	2	Heath, John	E5/ Treble Yell	33.5	41	0.817		
3	Phillips, Stevie	A1/ Unstable Elements	94.0	48	1.958	3	Deemer, Randy	E6/ Hump Day!	29.5	37	0.797		
4	Spellman, Alex	A2/ The Neighborhood Bulli	71.5	40	1.788	4	Vance, Hugh	E7/ Is It In?	31.0	44	0.705		
5	Tan, Wil	A1/ Unstable Elements	69.5	42	1.655	5	Rudy, Jeff	E3/ Game of Throws	22.5	33	0.682		
6	Gauthier, Kyle	A5/ Dead Beats	60.0	38	1.579	6	Krestalude, Andy	E6/ Hump Day!	26.5	43	0.616		
7	Massengill, Chad	A1/ Unstable Elements	65.5	43	1.523	7	McEwen, William	E6/ Hump Day!	22.0	36	0.611		
8	Carroll, John	A1/ Unstable Elements	56.0	38	1.474	8	Whitley, Brian	E5/ Treble Yell	19.5	35	0.557		
9	Reygers, Jeff	A5/ Dead Beats	32.0	25	1.280	9	Bither, Dana	E4/ Shark Shooters	17.5	32	0.547		
10	Bennett, Will	A6/ Dartistic Side of the Mo	59.5	48	1.240	10	Dean, Jay	E7/ Is It In?	19.5	36	0.542		
11	Jones, Grey	A5/ Dead Beats	56.5	46	1.228		Montesi, Chris	E3/ Game of Throws	19.5	36	0.542		
12	Minty, Ross	A6/ Dartistic Side of the Mo	52.5	43	1.221	12	Updyke, Gerald	E5/ Treble Yell	18.0	37	0.486		
13	Wilcenski, Steve	A3/ North Raleigh Alliance	49.0	41	1.195	13	Long, Robert	E1/ Loaded Darts	14.0	29	0.483		
14	Seward, Mike	A3/ North Raleigh Alliance	47.5	40	1.188	14	Hall, Jon	E5/ Treble Yell	19.0	40	0.475		
"B" Division				ASP	TGP	Ave.	"F" Division				ASP	TGP	Ave.
1	Persson, Kenny	B1/ Atonsamongus	49.5	34	1.456	1	Gouge, Shane	F7/ Dr.unks	47.0	39	1.205		
2	Dickenson, Joel	B2/ Darty Minds	50.5	46	1.098	2	Powell, Zach	F1/ Red-eye Rangers	18.5	24	0.771		
3	McNamara, Tim	B7/ Consistently Inconsistent	44.0	44	1.000	3	Blake, Rick	F2/ Down to F!	21.0	30	0.700		
4	Little, Clint	B1/ Atonsamongus	30.0	32	0.938	4	Johnson, Timmy	F7/ Dr.unks	16.0	24	0.667		
5	Jobe, C.J.	B2/ Darty Minds	35.0	40	0.875	5	Knight, Romuald	F3/ Kings of the Board	20.0	31	0.645		
6	Beard, Tommy	B6/ DD-214	31.0	36	0.861	6	Ball, Pat	F3/ Kings of the Board	21.0	33	0.636		
7	Bracco, Michael	B3/ Rif Raf	30.0	36	0.833	7	Powell, Mark	F1/ Red-eye Rangers	22.5	40	0.563		
8	Whitley, Brenda	B4/ Kiss Our Inconsistency	22.0	27	0.815		Raper, Jeromie	F1/ Red-eye Rangers	22.5	40	0.563		
9	Gibbs, Keith	B1/ Atonsamongus	38.0	48	0.792	9	Robertson, Chris	F6/ Irish Ton	23.5	42	0.560		
10	Coe, Jason	B1/ Atonsamongus	28.5	40	0.713	10	Mathews, Olivia	F5/ Death Throw	22.0	41	0.537		
11	Jur, Jess	B3/ Rif Raf	19.5	28	0.696	11	Murdock, Nick	F7/ Dr.unks	17.5	33	0.530		
12	Bunn, Tim	B1/ Atonsamongus	30.5	45	0.678	12	Russell, Jeff	F3/ Kings of the Board	18.0	34	0.529		
13	Massengill, Randy	B1/ Atonsamongus	31.0	46	0.674	13	Jones, Dustin	F7/ Dr.unks	16.5	32	0.516		
14	(two tied)				0.667	14	Johnson, Sean	F4/ The Happy Crew	17.5	36	0.486		
"C" Division				ASP	TGP	Ave.	"G" Division				ASP	TGP	Ave.
1	Zelinack, Jason	C7/ Boom Baby	52.0	34	1.529	1	Musil, Dylan	G4/ Is It In, Again?	34.0	36	0.944		
2	Peele, Jim	C7/ Boom Baby	48.5	44	1.102	2	Finney, Dave	G6/ Wayne Gretzky	36.0	44	0.818		
3	Powell, Lee	C5/ Show Me Your Tips	37.0	34	1.088	3	Bowen, Andy	G5/ Banging The Wire	24.5	34	0.721		
4	Rigert, Joe, Sr.	C5/ Show Me Your Tips	37.5	36	1.042	4	Trefzger, Eric	G7/ Darty Sanchez	22.5	35	0.643		
5	Jeffreys, Lee	C7/ Boom Baby	44.0	44	1.000	5	Wissinger, Wes	G2/ Make Darts Great Again	23.0	39	0.590		
6	Butterworth, Jim	C6/ Bulls Up	41.0	45	0.911	6	Budd, Shawn	G2/ Make Darts Great Again	16.5	28	0.589		
7	Hall, Mike	C1/ Flightless Boards	27.5	33	0.833	7	Trefzger, Mike	G7/ Darty Sanchez	20.5	36	0.569		
8	Gaglione, Joey	C7/ Boom Baby	35.0	44	0.795	8	Alcon, Tony	G1/ Sofa Kings	20.5	37	0.554		
9	Hindle, Mikey	C3/ Cheap Shots	26.0	33	0.788	9	Strickland, Jon	G2/ Make Darts Great Again	12.0	22	0.545		
10	Murdaugh, John	C1/ Flightless Boards	31.0	40	0.775	10	Keim, Roger	G1/ Sofa Kings	17.0	32	0.531		
11	Porcelli, Robb	C4/ Nine Lives	22.5	30	0.750	11	Gaines, Bryan	G6/ Wayne Gretzky	19.0	36	0.528		
12	Bushman, Brad	C5/ Show Me Your Tips	20.5	28	0.732	12	Millius, Mike	G4/ Is It In, Again?	15.5	32	0.484		
13	Wells, John	C1/ Flightless Boards	19.0	27	0.704	13	Wilson, Jonathan	G6/ Wayne Gretzky	20.0	42	0.476		
14	Hall, Josh	C3/ Cheap Shots	27.5	41	0.671	14	White, John	G5/ Banging The Wire	19.5	43	0.453		
"D" Division				ASP	TGP	Ave.	"H" Division				ASP	TGP	Ave.
1	White, J.J.	D1/ Menace 2 Sobriety	39.0	49	0.796	1	Scott, Kevin	H2/ Coach Never Walks Alo	18.0	25	0.720		
2	Azevedo, Angelo	D4/ We Don't Know!	28.5	36	0.792	2	Gamble, Mark	H4/ The Neighborhood Dart	16.5	26	0.635		
3	Triggiano, Andrew	D6/ Why So Serious?	21.5	29	0.741	3	Davis, P.J.	H4/ The Neighborhood Dart	19.5	31	0.629		
4	Rice, Teddy	D6/ Why So Serious?	26.5	36	0.736	4	Samaluck, Somchai	H1/ Not Dead Ducks Yet	24.0	40	0.600		
5	Cole, Mike	D6/ Why So Serious?	31.0	43	0.721	5	Thomas, Tony	H4/ The Neighborhood Dart	18.5	32	0.578		
6	Lueneburg, Randy	D4/ We Don't Know!	23.0	33	0.697	6	Hartley, Bryan	H6/ The Replacements	18.0	34	0.529		
7	Smith, Brian	D3/ Projectile Dysfunction	29.0	44	0.659	7	McNamara, Ken	H5/ We're Sexy & We Throv	17.0	36	0.472		
8	Havens, Lincoln	D6/ Why So Serious?	26.0	40	0.650	8	Daniels, Slater	H6/ The Replacements	12.0	26	0.462		
9	Cannizzaro, Anthony	D6/ Why So Serious?	23.0	36	0.639	9	Tompkins, Charles	H3/ Tips & Shafts	16.0	36	0.444		
10	Adams, Brad	D7/ Just The Tip	24.5	39	0.628	10	Converse, Laurence	H1/ Not Dead Ducks Yet	12.5	29	0.431		
11	Clark, Dan	D3/ Projectile Dysfunction	30.0	48	0.625	11	Hamer, Andrew	H2/ Coach Never Walks Alo	10.0	24	0.417		
12	Bumpass, Mike	D6/ Why So Serious?	26.0	42	0.619	12	Petersen, Eric	H6/ The Replacements	9.0	22	0.409		
13	Steppe, Mike	D3/ Projectile Dysfunction	28.0	46	0.609	13	Smith, Lauren	xx-H7/ Darty B's	7.5	20	0.375		
14	Bouchard, Keith	D1/ Menace 2 Sobriety	24.5	42	0.583	14	Amos, Terron	H4/ The Neighborhood Dart	9.5	26	0.365		

Women's Records				ASP	TGP	Ave.	(# of women by division: A-2, B-7, C-1, D-7, E-7, F-8, G-7, H-9)				
A	Blackwelder, Deb	A7/ Irrelevant Elements	7.0	34	0.206	F	Mathews, Olivia	F5/ Death Throw	22.0	41	0.537
B	Whitley, Brenda	B4/ Kiss Our Inconsistency	22.0	27	0.815		Gouge, Susan	F7/ Dr.unks	3.0	23	0.130
	Preciado, Amanda	B6/ DD-214	22.5	35	0.643		Beebe, Jenny	F4/ The Happy Crew	2.0	23	0.087
C	Graves, Julie	C6/ Bulls Up	6.0	35	0.171	G	Wilson, Misty	G6/ Wayne Gretzky	4.5	27	0.167
D	Blackwelder, Allyson	D4/ We Don't Know!	17.0	32	0.531		Furdon, Jenny	G4/ Is It In, Again?	3.0	21	0.143
	Bathurst, Alyssa	D8/ Ma and Pa and the Kids	18.5	36	0.514		Smith, Lauren	xx-H7/ Darty B's	7.5	20	0.375
E	Stacy, Michelle	E4/ Shark Shooters	11.0	28	0.393	H	Bohanan, Heather	H5/ We're Sexy & We Throv	4.5	23	0.196
	Hamilton, Dawn	E2/ Beat My Cork!	11.5	31	0.371		Osier, Emmalee	H4/ The Neighborhood Dart	3.5	20	0.175

	Singles	301	Singles	Cricket	Singles	Record	Singles Win %-age	Doubles	Cricket	Doubles	501	Doubles	Record	Doubles Win %-age	Sngls + Dbls	Record	Sngls + Dbls Win %-age	Tiebreaker Ws	Tiebreaker Ls	All-Star Points	Games Played	All-Star Point Average	Matches played
A1/ Unstable Elements	47	25	65	7	112	32	0.778	31	5	23	13	54	18	0.750	220	68	0.764	0	0	442.0	288	1.535	
A 10 Kilts, Jason	0	1	1	1	1	2	0.333	3	0	0	1	3	1	0.750	4	3	0.571	0	0	3.0	7	0.429	4
A 11 Brown, Tom	3	2	6	0	9	2	0.818	5	0	3	0	8	0	1.000	17	2	0.895	0	0	21.5	19	1.132	6
A 12 Carroll, John	7	2	9	1	16	3	0.842	9	1	8	1	17	2	0.895	33	5	0.868	0	0	56.0	38	1.474	10
A 13 Jacobi, Paul	0	3	0	0	0	3	0.000	1	0	0	2	1	2	0.333	1	5	0.167	0	0	0.0	6	0.000	4
A 14 Beeson, Robb	2	3	6	1	8	4	0.667	5	2	3	4	8	6	0.571	16	10	0.615	0	0	19.0	26	0.731	8
A 15 Massengill, Chad	4	7	10	0	14	7	0.667	8	2	7	5	15	7	0.682	29	14	0.674	0	0	65.5	43	1.523	12
A 16 Phillips, Robbie	9	2	10	1	19	3	0.864	9	2	8	3	17	5	0.773	36	8	0.818	0	0	97.0	44	2.205	11
A 17 Phillips, Stevie	12	0	12	0	24	0	1.000	11	1	7	5	18	6	0.750	42	6	0.875	0	0	94.0	48	1.958	12
A 18 Smith, Allen	2	2	2	1	4	3	0.571	4	0	3	1	7	1	0.875	11	4	0.733	0	0	16.5	15	1.100	4
A 19 Tan, Wil	8	3	9	2	17	5	0.773	7	2	7	4	14	6	0.700	31	11	0.738	0	0	69.5	42	1.655	11
A2/ The Neighborhood Bullies	47	19	51	15	98	34	0.742	29	4	23	10	52	14	0.788	202	62	0.765	7	0	376.0	264	1.424	
A 20 Cusher, Dean	1	1	2	2	3	3	0.500	7	1	4	4	11	5	0.688	14	8	0.636	1	0	28.5	22	1.295	9
A 21 Elder, Craig	1	1	0	2	1	3	0.250	2	0	0	2	2	2	0.500	3	5	0.375	0	0	11.0	8	1.375	2
A 22 Foushee, Kevin	6	5	7	1	13	6	0.684	8	1	6	2	14	3	0.824	27	9	0.750	1	0	36.0	36	1.000	11
A 23 Gibson, Pat	7	3	9	1	16	4	0.800	10	0	7	3	17	3	0.850	33	7	0.825	1	0	89.0	40	2.225	10
A 24 Johnson, Michael	7	4	5	3	12	7	0.632	8	1	5	3	13	4	0.765	25	11	0.694	1	0	39.0	36	1.083	11
A 25 Spellman, Alex	9	1	10	0	19	1	0.950	9	1	8	2	17	3	0.850	36	4	0.900	1	0	71.5	40	1.788	10
A 26 Stewart, Pete	2	3	5	3	7	6	0.538	2	1	5	1	7	2	0.778	14	8	0.636	1	0	11.0	22	0.500	9
A 27 Stewart, P.J.	8	0	7	1	15	1	0.938	7	1	7	1	14	2	0.875	29	3	0.906	1	0	37.0	32	1.156	8
A 28 Naylor, Dan	4	1	5	0	9	1	0.900	4	1	4	1	8	2	0.800	17	3	0.850	0	0	46.0	20	2.300	5
A 29 Stankevich, Scott	2	0	1	2	3	2	0.600	1	1	0	1	1	2	0.333	4	4	0.500	0	0	7.0	8	0.875	3
A3/ North Raleigh Alliance	37	35	36	36	73	71	0.507	19	17	24	12	43	29	0.597	159	129	0.552	0	7	246.5	288	0.856	
A 30 Huffman, David	6	5	6	5	12	10	0.545	6	5	7	4	13	9	0.591	25	19	0.568	0	1	36.5	44	0.830	11
A 31 Kerr, Jim	5	2	2	5	7	7	0.500	3	5	4	4	7	9	0.438	14	16	0.467	0	1	26.0	30	0.867	8
A 32 Krasnow, Dave	0	1	0	1	0	2	0.000	0	1	0	1	1	1	0.500	1	3	0.250	0	0	1.0	4	0.250	1
A 33 Lange, Cody	6	6	4	8	10	14	0.417	7	5	10	3	17	8	0.680	27	22	0.551	0	1	28.0	49	0.571	12
A 34 Seward, Mike	5	5	6	4	11	9	0.550	7	3	8	2	15	5	0.750	26	14	0.650	0	1	47.5	40	1.188	10
A 35 Tanner, Dave	5	5	3	7	8	12	0.400	3	4	5	3	8	7	0.533	16	19	0.457	0	1	11.5	35	0.329	10
A 36 Wilcenski, Steve	4	6	8	2	12	8	0.600	6	5	6	4	12	9	0.571	24	17	0.585	0	1	49.0	41	1.195	11
A 37 Work, Joe	6	5	7	4	13	9	0.591	6	6	7	4	13	10	0.565	26	19	0.578	0	1	47.0	45	1.044	11
A4/ Lunatic Fringe	45	27	39	33	84	60	0.583	22	14	21	15	43	29	0.597	170	118	0.590	0	0	270.5	288	0.939	
A 40 Eason, Joel	7	3	5	4	12	7	0.632	8	3	6	4	14	7	0.667	26	14	0.650	0	0	43.5	40	1.088	11
A 41 Mitchell, Sid	10	2	8	4	18	6	0.750	8	4	7	5	15	9	0.625	33	15	0.688	0	0	45.0	48	0.938	12
A 42 Mozzetti, Tim "Tex"	7	2	4	5	11	7	0.611	5	4	8	1	13	5	0.722	24	12	0.667	0	0	41.0	36	1.139	9
A 43 Lane, Tim	2	2	2	2	4	4	0.500	1	1	1	0	2	1	0.667	6	5	0.545	0	0	3.5	11	0.318	5
A 44 Gelberg, Dave	5	5	7	3	12	8	0.600	7	3	4	6	11	9	0.550	23	17	0.575	0	0	46.0	40	1.150	10
A 45 Bakowski, Adam	2	2	4	3	6	5	0.545	4	3	4	4	8	7	0.533	14	12	0.538	0	0	27.0	26	1.038	8
A 46 Zawrotniak, Joe	6	6	4	7	10	13	0.435	4	6	8	3	12	9	0.571	22	22	0.500	0	0	28.0	44	0.636	12
A 47 Terry, Bob	6	5	5	5	11	10	0.524	7	4	4	5	11	9	0.550	22	19	0.537	0	0	35.0	41	0.854	11
A 48 Hamilton, Billy	0	0	0	0	0	0	---	0	0	0	2	0	2	0.000	0	2	0.000	0	0	1.5	2	0.750	2
A5/ Dead Beats	33	39	37	35	70	74	0.486	16	20	20	16	36	36	0.500	142	146	0.493	0	0	280.0	288	0.972	
A 50 Parker, Charles	4	6	1	6	5	12	0.294	4	3	5	4	9	7	0.563	14	19	0.424	0	0	25.5	33	0.773	11
A 51 Lloyd, Billy	2	3	3	3	5	6	0.455	2	4	2	2	4	6	0.400	9	12	0.429	0	0	21.5	21	1.024	6
A 52 Reygers, Jeff	1	3	5	2	6	5	0.545	3	6	3	2	6	8	0.429	12	13	0.480	0	0	32.0	25	1.280	9
A 53 Fischlein, Kris	3	8	4	4	7	12	0.368	1	4	6	4	7	8	0.467	14	20	0.412	0	0	14.0	34	0.412	11
A 54 Keller, Tony	2	4	7	3	9	7	0.563	5	5	5	5	10	10	0.500	19	17	0.528	0	0	26.0	36	0.722	10
A 55 Wilcox, Randy	4	5	2	5	6	10	0.375	2	5	4	3	6	8	0.429	12	18	0.400	0	0	28.5	30	0.950	9
A 56 Jones, Grey	7	5	7	5	14	10	0.583	6	6	6	4	12	10	0.545	26	20	0.565	0	0	56.5	46	1.228	12
A 57 Gauthier, Kyle	8	1	8	2	16	3	0.842	7	3	4	5	11	8	0.579	27	11	0.711	0	0	60.0	38	1.579	10
A 58 Anderson, Ryan	2	4	0	5	2	9	0.182	2	4	5	3	7	7	0.500	9	16	0.360	0	0	16.0	25	0.640	8
A6/ Dartistic Side of the Moon	26	46	22	50	48	96	0.333	11	25	15	21	26	46	0.361	100	188	0.347	5	0	230.0	288	0.799	
A 60 Denton, Fon	0	13	3	10	3	23	0.115	3	9	7	7	10	16	0.385	13	39	0.250	1	0	22.0	52	0.423	12
A 61 Bennett, Will	5	7	6	6	11	13	0.458	5	7	7	5	12	12	0.500	23	25	0.479	1	0	59.5	48	1.240	12
A 62 Healy, Simon	1	0	0	1	1	1	0.500	1	0	0	1	1	1	0.500	2	2	0.500	0	0	2.5	4	0.625	1
A 63 Beaudoin, Paul	2	9	2	8	4	17	0.190	4	8	4	6	8	14	0.364	12	31	0.279	1	0	22.0	43	0.512	10
A 64 Merkle, Patrick	6	6	4	9	10	15	0.400	4	8	4	8	8	16	0.333	18	31	0.367	1	0	44.0	49	0.898	12
A 65 Joyal, Paul	2	2	2	2	4	4	0.500	1	3	1	3	2	6	0.250	6	10	0.375	0	0	11.0	16	0.688	4
A 66 Crites, Randy	5	4	1	7	6	11	0.353	1	7	2	6	3	13	0.188	9	24	0.273	1	0	16.5	33	0.500	8

		Singles		Singles		Singles		Singles Win		Doubles		Doubles		Doubles Win		Sngls + Dbls		Sngls + Dbls		Tiebreaker Ws		Tiebreaker Ls		All-Star		Games Played		All-Star Point		Matches	
		301	301	Cricket	Cricket	Record	Record	%-age	%-age	Cricket	Cricket	Record	Record	%-age	%-age	Record	Record	Win %-age	Win %-age			Points	Points	Average	Average	Played	Played	Played	Played		
B1/ Atonsamogus		52	20	49	23	101	43	0.701		25	11	28	8	53	19	0.736	207	81	0.719	0	6	232.5	288	0.807							
B 10	Bunn, Tim	7	4	5	6	12	10	0.545		6	5	8	4	14	9	0.609	26	19	0.578	0	1	30.5	45	0.678						12	
B 11	Persson, Kenny	7	2	9	0	16	2	0.889		8	0	8	0	16	0	1.000	32	2	0.941	0	0	49.5	34	1.456						9	
B 12	Little, Clint	4	3	6	2	10	5	0.667		4	4	6	3	10	7	0.588	20	12	0.625	0	1	30.0	32	0.938						9	
B 13	Coe, Jason	6	4	7	2	13	6	0.684		8	3	6	4	14	7	0.667	27	13	0.675	0	1	28.5	40	0.713						11	
B 14	Massengill, Randy	9	2	10	2	19	4	0.826		11	1	11	0	22	1	0.957	41	5	0.891	0	1	31.0	46	0.674						12	
B 15	Scott, Lee	9	3	2	9	11	12	0.478		4	6	7	3	11	9	0.550	22	21	0.512	0	1	25.0	43	0.581						12	
B 16	Gibbs, Keith	10	2	10	2	20	4	0.833		9	3	10	2	19	5	0.792	39	9	0.813	0	1	38.0	48	0.792						12	
B2/ Darty Minds		45	27	55	17	100	44	0.694		29	7	21	15	50	22	0.694	200	88	0.694	6	0	192.5	288	0.668							
B 20	Foushee, Eugene	5	2	11	1	16	3	0.842		10	2	7	4	17	6	0.739	33	9	0.786	1	0	24.0	42	0.571						12	
B 21	Reitano, Sal	8	2	6	4	14	6	0.700		8	2	4	7	12	9	0.571	26	15	0.634	1	0	27.0	41	0.659						11	
B 22	Maccini, Billy	3	0	0	1	3	1	0.750		2	1	1	0	3	1	0.750	6	2	0.750	0	0	8.0	8	0.125						3	
B 23	Jobe, C.J.	4	3	10	2	14	5	0.737		10	2	6	3	16	5	0.762	30	10	0.750	1	0	35.0	40	0.875						12	
B 24	Hudson, Dallas	2	5	7	2	9	7	0.563		5	3	3	3	8	6	0.571	17	13	0.567	1	0	18.0	30	0.600						9	
B 25	Martin, Pat	7	3	0	2	7	5	0.583		2	0	4	5	6	5	0.545	13	10	0.565	0	0	6.0	23	0.261						10	
B 26	Bottomley, Kevin	6	5	8	3	14	8	0.636		9	1	8	2	17	3	0.850	31	11	0.738	1	0	23.5	42	0.560						11	
B 27	Wright, Tyler	1	4	2	1	3	5	0.375		2	2	1	3	3	5	0.375	6	10	0.375	0	0	7.5	16	0.469						5	
B 28	Dickenson, Joel	9	3	11	1	20	4	0.833		10	1	8	3	18	4	0.818	38	8	0.826	1	0	50.5	46	1.098						12	
B3/ Rif Raf		31	41	36	36	67	77	0.465		13	23	17	19	30	42	0.417	127	161	0.441	6	8	151.5	288	0.526							
B 30	Gaertner, Brian	2	8	2	2	4	10	0.286		2	5	4	6	6	11	0.353	10	21	0.323	1	1	11.5	31	0.371						12	
B 31	St. Clair, Matt	3	10	1	7	4	17	0.190		1	6	5	6	6	12	0.333	10	29	0.256	1	1	15.0	39	0.385						12	
B 32	Jur, Jess	3	2	4	4	7	6	0.538		4	4	3	4	7	8	0.467	14	14	0.500	1	0	19.5	28	0.696						8	
B 33	Horger, Dennis	4	4	4	6	8	10	0.444		3	9	6	5	9	14	0.391	17	24	0.415	1	1	20.5	41	0.500						12	
B 34	Martin, David	7	2	9	0	16	2	0.889		2	4	5	4	7	8	0.467	23	10	0.697	0	1	22.0	33	0.667						9	
B 35	Bradford, David	1	3	3	4	4	7	0.364		1	5	1	2	2	7	0.222	6	14	0.300	1	1	8.0	20	0.400						8	
B 36	Bracco, Michael	5	3	8	2	13	5	0.722		5	5	3	5	8	10	0.444	21	15	0.583	0	1	30.0	36	0.833						10	
B 37	Diamond, Paddy	2	2	2	5	4	7	0.364		2	3	2	2	4	5	0.444	8	12	0.400	0	1	8.0	20	0.400						8	
B 38	Byrne, Matt	4	7	3	6	7	13	0.350		6	5	5	4	11	9	0.550	18	22	0.450	1	1	17.0	40	0.425						12	
B4/ Kiss Our Inconsistency		33	39	35	37	68	76	0.472		16	20	15	21	31	41	0.431	130	158	0.451	7	6	160.0	288	0.556							
B 40	Phillips, Julie	3	7	7	3	10	10	0.500		3	4	5	5	8	9	0.471	18	19	0.486	1	1	11.5	37	0.311						10	
B 41	Ellis, E.J.	4	5	2	7	6	12	0.333		5	4	5	6	10	10	0.500	16	22	0.421	1	1	14.5	38	0.382						12	
B 42	Klann, Eric	1	3	4	2	5	5	0.500		3	3	1	5	4	8	0.333	9	13	0.409	0	0	26.0	22	1.182						6	
B 43	Taylor, Tisha	0	3	0	2	0	5	0.000		0	3	0	2	0	5	0.000	0	10	0.000	0	0	5.0	10	0.500						3	
B 44	Merritt, Kate	3	4	2	5	5	9	0.357		4	1	3	5	7	6	0.538	12	15	0.444	1	1	9.5	27	0.352						9	
B 45	Gibson, Whitney	6	4	4	6	10	10	0.500		2	8	6	1	8	9	0.471	18	19	0.486	1	1	17.5	37	0.473						11	
B 46	Bowman, Merrill	6	6	5	4	11	10	0.524		4	7	3	8	7	15	0.318	18	25	0.419	1	1	21.0	43	0.488						12	
B 47	Jones, Jim	5	3	3	6	8	9	0.471		6	4	5	4	11	8	0.579	19	17	0.528	1	1	23.5	36	0.653						12	
B 48	Watson, Jeff, Jr.	1	1	2	1	3	2	0.600		2	2	0	2	2	4	0.333	5	6	0.455	0	0	9.5	11	0.864						4	
B 49	Whitley, Brenda	4	3	6	1	10	4	0.714		3	4	2	4	5	8	0.385	15	12	0.556	1	0	22.0	27	0.815						7	
B5/ Shooter McGavin		30	42	23	49	53	91	0.368		17	19	20	16	37	35	0.514	127	161	0.441	0	12	124.5	288	0.432							
B 50	Sautter, Scott	4	2	7	5	11	7	0.611		5	7	9	3	14	10	0.583	25	17	0.595	0	2	24.5	42	0.583						12	
B 51	Sautter, Don	6	5	2	8	8	13	0.381		5	5	6	5	11	10	0.524	19	23	0.452	0	2	20.5	42	0.488						11	
B 52	Knott, Ronnie	8	4	6	6	14	10	0.583		7	4	5	7	12	11	0.522	26	21	0.553	0	2	21.0	47	0.447						12	
B 53	Knott, Ryan	3	9	2	4	5	13	0.278		4	8	7	4	11	12	0.478	16	25	0.390	0	2	14.5	41	0.354						12	
B 54	Schon, Chris	0	10	1	10	1	20	0.048		3	4	7	5	10	9	0.526	11	29	0.275	0	2	9.5	40	0.238						12	
B 55	Howard, Brian	7	4	4	7	11	11	0.500		8	3	4	7	12	10	0.545	23	21	0.523	0	2	26.5	44	0.602						11	
B 56	Demler, John	2	8	1	9	3	17	0.150		2	7	2	1	4	8	0.333	7	25	0.219	0	0	8.0	32	0.250						10	
B6/ DD-214		27	45	30	42	57	87	0.396		17	19	13	23	30	42	0.417	117	171	0.406	6	6	148.0	288	0.514							
B 60	Hunsberger, Jim	4	7	3	8	7	15	0.318		4	8	4	8	8	16	0.333	15	31	0.326	1	1	16.0	46	0.348						12	
B 61	Guenther, George	3	6	2	7	5	13	0.278		3	4	1	5	4	9	0.308	9	22	0.290	0	1	15.5	31	0.500						9	
B 62	Gabry, Greg	2	6	1	6	3	12	0.200		2	5	3	6	5	11	0.313	8	23	0.258	1	0	14.0	31	0.452						9	
B 63	Brody, Kevin	4	5	2	6	6	11	0.353		5	4	3	4	8	8	0.500	14	19	0.424	1	1	5.5	33	0.167						9	
B 64	Thomas, Joe	4	6	5	6	9	12	0.429		6	5	4	8	10	13	0.435	19	25	0.432	1	1	26.0	44	0.591						11	
B 65	Preciado, Amanda "Stitche	4	4	6	3	10	7	0.588		5	4	3	6	8	10	0.444	18	17	0.514	1	1	22.5	35	0.643						9	
B 66	Beaird, Tommy	4	5	6	3	10	8	0.556		6	3	4	5	10	8	0.556	20	16	0.556	0	1	31.0	36	0.861						9	
B 67	Goss, Matt	0	0	0	0	0	0	---		0	0	0	0	0	0	---	0	0	---	0	0	0.0	0	---						0	
B 68	Long, Stephen	2	6	5	3	7	9	0.438		3	5	4	4	7	9	0.438	14	18	0.438	1	0	17.5									

	Singles 301	Singles Cricket	Singles Record	Singles Win %-age	Doubles Cricket	Doubles 501	Doubles Record	Doubles Win %-age	Sngls + Dbls Record	Sngls + Dbls Win %-age	Tiebreaker Ws	Tiebreaker Ls	All-Star Points	Games Played	All-Star Point Average	Matches Played
C1/ Flightless Boards	32 28	30 30	62 58	0.517	17 13	18 12	35 25	0.583	132 108	0.550	7 0	144.0	240	0.600		
C 10 Holland, Steve	7 2	6 4	13 6	0.684	6 4	5 3	11 7	0.611	24 13	0.649	1 0	22.0	37	0.595	10	
C 11 Sellers, Mark	5 3	4 5	9 8	0.529	4 5	4 4	8 9	0.471	17 17	0.500	1 0	20.5	34	0.603	9	
C 12 Murdaugh, John	7 3	6 4	13 7	0.650	5 5	7 3	12 8	0.600	25 15	0.625	1 0	31.0	40	0.775	10	
C 13 Hall, Mike	5 4	7 1	12 5	0.706	5 3	5 3	10 6	0.625	22 11	0.667	1 0	27.5	33	0.833	9	
C 14 Wells, John	4 3	3 3	7 6	0.538	6 1	5 2	11 3	0.786	18 9	0.667	0 0	19.0	27	0.704	7	
C 15 Crumpler, Greg	1 6	2 6	3 12	0.200	2 5	4 3	6 8	0.429	9 20	0.310	1 0	8.5	29	0.293	10	
C 16 Ridenour, Ron	1 3	0 5	1 8	0.111	3 2	3 3	6 5	0.545	7 13	0.350	1 0	8.5	20	0.425	7	
C 17 Rodgers, Trey	2 1	2 2	4 3	0.571	3 1	2 2	5 3	0.625	9 6	0.600	1 0	6.0	15	0.400	4	
C 18 Jones, Jeff	0 3	0 0	0 3	0.000	0 0	1 1	1 1	0.500	1 4	0.200	0 0	1.0	5	0.200	3	
C2/ One Armed Bandits	23 37	18 42	41 79	0.342	5 25	11 19	16 44	0.267	73 167	0.304	0 0	103.0	240	0.429		
C 20 Kiser, Lyman	0 3	0 3	0 6	0.000	0 3	3 4	3 7	0.300	3 13	0.188	0 0	4.5	16	0.281	7	
C 21 Richardson, Shane	5 3	5 3	10 6	0.625	0 8	3 4	3 12	0.200	13 18	0.419	0 0	16.0	31	0.516	8	
C 22 White, Jim	2 7	3 6	5 13	0.278	3 6	3 4	6 10	0.375	11 23	0.324	0 0	18.5	34	0.544	9	
C 23 Hughes, Lord	4 3	0 6	4 9	0.308	1 5	1 5	2 10	0.167	6 19	0.240	0 0	9.0	25	0.360	7	
C 24 Hansen, Josh	1 7	1 5	2 12	0.143	1 5	3 4	4 9	0.308	6 21	0.222	0 0	9.0	27	0.333	8	
C 25 Lewis, Dave	0 3	0 4	0 7	0.000	0 3	1 4	1 7	0.125	1 14	0.067	0 0	1.0	15	0.067	5	
C 26 Murphy, Phil	4 4	5 3	9 7	0.563	1 7	3 4	4 11	0.267	13 18	0.419	0 0	15.0	31	0.484	8	
C 27 Trefzger, Ken	7 3	4 6	11 9	0.550	2 8	4 4	6 12	0.333	17 21	0.447	0 0	23.0	38	0.605	10	
C 28 McNair, Mike	0 4	0 6	0 10	0.000	2 5	1 5	3 10	0.231	3 20	0.130	0 0	7.0	23	0.304	7	
C3/ Cheap Shots	24 36	21 39	45 75	0.375	12 18	11 19	23 37	0.383	91 149	0.379	0 0	97.0	240	0.404		
C 30 Buckman, Dave	2 4	3 7	5 11	0.313	2 7	3 5	5 12	0.294	10 23	0.303	0 0	13.0	33	0.394	10	
C 31 Burney, Gary	1 8	0 2	1 10	0.091	0 2	2 4	2 6	0.250	3 16	0.158	0 0	1.5	19	0.079	9	
C 32 Hindle, Mikey	3 5	5 3	8 8	0.500	4 4	2 7	6 11	0.353	14 19	0.424	0 0	26.0	33	0.788	8	
C 33 Hall, Josh	7 3	5 5	12 8	0.600	6 5	5 5	11 10	0.524	23 18	0.561	0 0	27.5	41	0.671	10	
C 34 Witz, Steve	6 3	4 3	10 6	0.625	7 2	3 6	10 8	0.556	20 14	0.588	0 0	14.0	34	0.412	9	
C 35 James, Bob	4 4	2 6	6 10	0.375	4 3	3 5	7 8	0.467	13 18	0.419	0 0	9.5	31	0.306	8	
C 36 Murdock, Jim	0 5	1 7	1 12	0.077	1 6	1 4	2 10	0.167	3 22	0.120	0 0	2.0	25	0.080	9	
C 37 Bemis, Matt	1 4	1 6	2 10	0.167	0 7	3 2	3 9	0.250	5 19	0.208	0 0	3.5	24	0.146	7	
C4/ Nine Lives	23 37	29 31	52 68	0.433	15 15	10 20	25 35	0.417	102 138	0.425	0 0	117.5	240	0.490		
C 40 Romanchek, David	4 7	6 4	10 11	0.476	6 4	4 7	10 11	0.476	20 22	0.476	0 0	17.0	42	0.405	10	
C 41 Smith, Butch	1 6	3 4	4 10	0.286	3 5	1 7	4 12	0.250	8 22	0.267	0 0	11.5	30	0.383	7	
C 42 Copple, Matthew	5 5	6 5	11 10	0.524	6 3	4 7	10 10	0.500	21 20	0.512	0 0	25.0	41	0.610	10	
C 43 Mays, John	6 3	6 5	12 8	0.600	4 6	4 7	8 13	0.381	20 21	0.488	0 0	21.5	41	0.524	10	
C 44 Marsden, James	2 4	1 4	3 8	0.273	0 4	0 4	0 8	0.000	3 16	0.158	0 0	6.0	19	0.316	4	
C 45 Gibson, Jack	3 3	4 2	7 5	0.583	5 3	2 5	7 8	0.467	14 13	0.519	0 0	10.0	27	0.370	7	
C 46 Keever, David	0 3	0 3	0 6	0.000	0 3	0 1	0 4	0.000	0 10	0.000	0 0	4.0	10	0.400	4	
C 47 Porcelli, Robb	2 6	3 4	5 10	0.333	6 2	5 2	11 4	0.733	16 14	0.533	0 0	22.5	30	0.750	7	
C5/ Show Me Your Tips	38 22	41 19	79 41	0.658	21 9	15 15	36 24	0.600	151 89	0.629	0 6	156.0	240	0.650		
C 50 Powell, Lee	8 1	6 3	14 4	0.778	5 3	4 4	9 7	0.563	23 11	0.676	0 1	37.0	34	1.088	9	
C 51 Bialaszewski, Rich	7 2	5 3	12 5	0.706	4 4	4 3	8 7	0.533	20 12	0.625	0 1	13.0	32	0.406	9	
C 52 Bushman, Brad	7 0	7 0	14 0	1.000	6 1	4 3	10 4	0.714	24 4	0.857	0 0	20.5	28	0.732	7	
C 53 Raquet, Mike	5 3	6 2	11 5	0.688	6 2	6 2	12 4	0.750	23 9	0.719	0 1	18.0	32	0.563	8	
C 54 Haitcock, Lee	2 2	5 1	7 3	0.700	3 2	4 2	7 4	0.636	14 7	0.667	0 1	7.5	21	0.357	6	
C 55 Blake, Terry	2 7	5 5	7 12	0.368	8 3	2 8	10 11	0.476	17 23	0.425	0 1	15.0	40	0.375	10	
C 56 Rigert, Joe, Sr.	5 4	7 2	12 6	0.667	8 1	4 5	12 6	0.667	24 12	0.667	0 1	37.5	36	1.042	9	
C 57 Mitchell, Austin	2 3	0 3	2 6	0.250	2 2	2 3	4 5	0.444	6 11	0.353	0 0	7.5	17	0.441	5	
C6/ Bulls Up	31 35	34 32	65 67	0.492	16 17	23 10	39 27	0.591	143 121	0.542	0 0	122.0	264	0.462		
C 60 Butterworth, Dan	1 9	5 6	6 15	0.286	4 8	7 2	11 10	0.524	17 25	0.405	0 0	7.0	42	0.167	11	
C 61 Butterworth, Jim	3 8	7 5	10 13	0.435	9 2	8 3	17 5	0.773	27 18	0.600	0 0	41.0	45	0.911	11	
C 62 Frederick, Karl	6 3	6 3	12 6	0.667	5 4	6 3	11 7	0.611	23 13	0.639	0 0	16.5	36	0.458	9	
C 63 O'Toole, Mike	7 3	7 3	14 6	0.700	6 4	9 1	15 5	0.750	29 11	0.725	0 0	22.0	40	0.550	10	
C 64 Graves, Julie	3 6	2 7	5 13	0.278	2 5	6 4	8 9	0.471	13 22	0.371	0 0	6.0	35	0.171	9	
C 65 Arnold, Jimmy	4 3	2 3	6 6	0.500	2 4	2 4	4 8	0.333	10 14	0.417	0 0	10.5	24	0.438	6	
C 66 Robertson, Phil	0 1	0 0	0 1	0.000	0 1	0 1	0 2	0.000	0 3	0.000	0 0	0.0	3	0.000	1	
C 67 Howsare, Patrick	7 2	5 5	12 7	0.632	4 6	8 2	12 8	0.600	24 15	0.615	0 0	19.0	39	0.487	10	
C7/ Boom Baby	45 21	43 23	88 44	0.667	22 11	20 13	42 24	0.636	172 92	0.652	7 7	231.5	264	0.877		
C 70 Zelinack, Jason	4 3	5 3	9 6	0.600	9 1	5 4	14 5	0.737	23 11	0.676	1 1	52.0	34	1.529	10	
C 71 Gaglione, Joey	7 4	8 3	15 7	0.682	8 3	7 4	15 7	0.682	30 14	0.682	1 1	35.0	44	0.795	11	
C 72 Peele, Jim	8 3	8 3	16 6	0.727	10 1	7 4	17 5	0.773	33 11	0.750	1 1	48.5	44	1.102	11	
C 73 Jeffreys, Lee	10 1	10 1	20 2	0.909	7 4	7 4	14 8	0.636	34 10	0.773	1 1	44.0	44	1.000	11	
C 74 Turner, Michael	7 3	5 4	12 7	0.632	2 6	5 4	7 10	0.412	19 17	0.528	1 1	19.5	36	0.542	10	
C 75 Crowe, Jason	3 3	3 3	6 6	0.500	4 2	4 1	8 3	0.727	14 9	0.609	1 1	15.0	23	0.652	7	
C 76 Frederickson, David "Butt	6 4	4 6	10 10	0.500	4 5	5 5	9 10	0.474	19 20	0.487	1 1	17.5	39	0.449	11	

	Singles 301		Singles Cricket		Singles Record		Singles Win %-age		Doubles Cricket		Doubles 501		Doubles Record		Doubles Win %-age		Sngls + Dbls Record		Sngls + Dbls Win %-age		Tiebreaker Ws		Tiebreaker Ls		All-Star Points		Games Played		All-Star Point Average		Matches Played	
E1/ Loaded Darts	29	31	39	21	68	52	0.567	16	14	16	14	32	28	0.533	132	108	0.550	0	6	99.0	240	0.413										
E 10 Long, Gary	4	5	8	1	12	6	0.667	6	3	1	4	7	7	0.500	19	13	0.594	0	1	13.0	32	0.406	9									
E 11 Knight, Tim	2	1	0	3	2	4	0.333	1	2	0	3	1	5	0.167	3	9	0.250	0	0	1.0	12	0.083	3									
E 12 Gardner, Mike	4	6	9	1	13	7	0.650	9	1	8	2	17	3	0.850	30	10	0.750	0	1	16.5	40	0.413	10									
E 13 Williams, Denny	5	4	7	2	12	6	0.667	3	6	4	5	7	11	0.389	19	17	0.528	0	1	16.0	36	0.444	9									
E 14 Morin, Deane "Dino"	3	5	6	3	9	8	0.529	3	7	5	5	8	12	0.400	17	20	0.459	0	1	9.5	37	0.257	10									
E 15 Long, Robert	2	5	3	4	5	9	0.357	4	3	5	3	9	6	0.600	14	15	0.483	0	0	14.0	29	0.483	8									
E 16 Ellington, Dave	4	4	3	5	7	9	0.438	3	4	4	5	7	9	0.438	14	18	0.438	0	1	15.0	32	0.469	9									
E 17 Ellington, Jake	2	1	1	1	3	2	0.600	1	1	2	1	3	2	0.600	6	4	0.600	0	0	6.0	10	0.600	3									
E 18 Gilyardi, Ernie	3	0	2	1	5	1	0.833	2	1	3	0	5	1	0.833	10	2	0.833	0	1	8.0	12	0.667	3									
E2/ Beat My Cork!	26	34	24	36	50	70	0.417	9	21	5	25	14	46	0.233	78	162	0.325	0	0	72.5	240	0.302										
E 20 Jeffcoat, Angela	6	5	0	11	6	16	0.273	1	9	3	9	4	18	0.182	10	34	0.227	0	0	5.5	44	0.125	10									
E 21 Yang, Rob	7	2	8	2	15	4	0.789	3	7	2	8	5	15	0.250	20	19	0.513	0	0	13.0	39	0.333	10									
E 22 Ackerman, Travis	2	3	6	0	8	3	0.727	0	6	1	5	1	11	0.083	9	14	0.391	0	0	9.0	23	0.391	6									
E 23 Hamilton, Dawn	3	5	4	4	7	9	0.438	3	4	1	7	4	11	0.267	11	20	0.355	0	0	11.5	31	0.371	8									
E 24 Fleener, Michael	3	7	2	8	5	15	0.250	5	5	1	6	6	11	0.353	11	26	0.297	0	0	15.0	37	0.405	9									
E 25 Caldwell, Taylor	1	8	4	5	5	13	0.278	3	6	2	7	5	13	0.278	10	26	0.278	0	0	8.5	36	0.236	9									
E 26 Bohannon, Zack	0	0	0	0	0	0	---	0	0	0	0	0	0	---	0	0	---	0	0	0.0	0	---	0									
E 27 Bass, Shannon	4	4	0	6	4	10	0.286	3	5	0	8	3	13	0.188	7	23	0.233	0	0	10.0	30	0.333	8									
E3/ Game of Throws	35	25	31	29	66	54	0.550	10	20	19	11	29	31	0.483	124	116	0.517	0	6	89.5	240	0.373										
E 30 Bordeau, Eric	2	5	3	3	5	8	0.385	3	4	4	2	7	6	0.538	12	14	0.462	0	0	11.5	26	0.442	7									
E 31 Montesi, Chris	7	2	4	5	11	7	0.611	5	4	6	3	11	7	0.611	22	14	0.611	0	1	19.5	36	0.542	9									
E 32 Rudy, Jeff	7	1	7	2	14	3	0.824	3	5	6	2	9	7	0.563	23	10	0.697	0	1	22.5	33	0.682	8									
E 33 Smelik, Gene	4	5	4	4	8	9	0.471	2	7	6	4	8	11	0.421	16	20	0.444	0	1	7.5	36	0.208	9									
E 34 Smelik, Pat	6	4	9	1	15	5	0.750	3	7	4	6	7	13	0.350	22	18	0.550	0	1	11.0	40	0.275	10									
E 35 Reigher, Marty	1	4	2	3	3	7	0.300	0	4	3	2	3	6	0.333	6	13	0.316	0	0	7.0	19	0.368	5									
E 36 Moore, Chris	5	2	0	6	5	8	0.385	1	6	4	2	5	8	0.385	10	16	0.385	0	1	2.0	26	0.077	8									
E 37 Compton, Russ	3	2	2	3	5	5	0.500	3	3	5	1	8	4	0.667	13	9	0.591	0	1	8.5	22	0.386	6									
E 38 Yokeley, Eric	0	0	0	2	0	2	0.000	0	0	0	0	0	0	---	0	2	0.000	0	0	0.0	2	0.000	2									
E4/ Shark Shooters	30	30	28	32	58	62	0.483	21	9	18	12	39	21	0.650	136	104	0.567	6	17	122.5	240	0.510										
E 40 Stacy, Rod	1	1	2	3	3	4	0.429	5	3	3	4	8	7	0.533	11	11	0.500	0	2	9.0	22	0.409	8									
E 41 Stacy, Michelle	3	5	3	4	6	9	0.400	4	3	0	6	4	9	0.308	10	18	0.357	1	2	11.0	28	0.393	9									
E 42 Mitchell, Liz	3	3	3	3	6	6	0.500	4	2	3	4	7	6	0.538	13	12	0.520	1	2	8.5	25	0.340	9									
E 43 Svede, Greg	6	3	8	1	14	4	0.778	9	0	8	1	17	1	0.944	31	5	0.861	0	2	44.5	36	1.236	9									
E 44 Mercer, Dave	3	5	3	4	6	9	0.400	3	3	6	0	9	3	0.750	15	12	0.556	0	2	11.0	27	0.407	9									
E 45 Taylor, Eric	2	6	1	5	3	11	0.214	6	1	2	1	8	2	0.800	11	13	0.458	1	2	2.5	24	0.104	8									
E 46 Weimers, Drew	1	2	2	7	3	9	0.250	3	4	3	3	6	7	0.462	9	16	0.360	1	1	10.0	25	0.400	10									
E 47 Bither, Dana	7	1	4	4	11	5	0.688	7	1	5	3	12	4	0.750	23	9	0.719	1	2	17.5	32	0.547	8									
E 48 Buck, Chris	4	4	2	1	6	5	0.545	1	1	6	2	7	3	0.700	13	8	0.619	1	2	8.5	21	0.405	8									
E5/ Treble Yell	30	30	33	27	63	57	0.525	17	13	18	12	35	25	0.583	133	107	0.554	0	0	114.5	240	0.477										
E 50 Updyke, Gerald	5	4	5	4	10	8	0.556	7	3	7	2	14	5	0.737	24	13	0.649	0	0	18.0	37	0.486	9									
E 51 Additon, Chris	2	8	3	6	5	14	0.263	4	5	3	6	7	11	0.389	12	25	0.324	0	0	14.0	37	0.378	10									
E 52 Hall, Jon	5	5	7	4	12	9	0.571	7	3	5	4	12	7	0.632	24	16	0.600	0	0	19.0	40	0.475	10									
E 53 Heath, John	8	2	7	3	15	5	0.750	6	4	8	3	14	7	0.667	29	12	0.707	0	0	33.5	41	0.817	10									
E 54 Smith, Chris	1	2	0	2	1	4	0.200	1	2	3	0	4	2	0.667	5	6	0.455	0	0	3.0	11	0.273	4									
E 55 Whitley, Brian	4	4	8	1	12	5	0.706	6	3	6	3	12	6	0.667	24	11	0.686	0	0	19.5	35	0.557	9									
E 56 Wrenn, Cameron	5	5	3	7	8	12	0.400	3	6	4	6	7	12	0.368	15	24	0.385	0	0	7.5	39	0.192	10									
E6/ Dump Day!	34	32	36	30	70	62	0.530	20	13	19	14	39	27	0.591	148	116	0.561	14	0	123.5	264	0.468										
E 60 Ruten, Pete	5	6	3	6	8	12	0.400	6	3	6	4	12	7	0.632	20	19	0.513	2	0	12.0	39	0.308	11									
E 61 Deemer, Randy	6	3	7	3	13	6	0.684	6	4	6	2	12	6	0.667	25	12	0.676	0	0	29.5	37	0.797	9									
E 62 Baldwin, Randy	3	1	3	1	6	2	0.750	3	1	2	1	5	2	0.714	11	4	0.733	1	0	14.5	15	0.967	4									
E 63 Todd, Patrick	3	3	2	7	5	10	0.333	4	4	4	4	8	8	0.500	13	18	0.419	2	0	4.5	31	0.145	9									
E 64 Bush, Jim	1	2	0	0	1	2	0.333	1	1	3	4	4	5	0.444	5	7	0.417	1	0	0.0	12	0.000	7									
E 65 Warshawsky, Larry	3	7	4	5	7	12	0.368	5	3	4	4	9	7	0.563	16	19	0.457	2	0	11.5	35	0.329	10									
E 66 McEwen, William	4	5	7	2	11	7	0.611	5	5	6	2	11	7	0.611	22	14	0.611	2	0	22.0	36	0.611	10									
E 67 Moore, Mark	2	2	1	4	3	6	0.333	3	1	1	2	4	3	0.571	7	9	0.438	2	0	3.0	16	0.188	5									
E 68 Krestalude, Andy	7	3	9	2	16	5	0.762	7	4	6	5	13	9	0.591	29	14	0.674	2	0	26.5	43	0.616	11									
E7/ Is It In?	32	34	25	41	57	75	0.432	15	18	13	20	28	38	0.4																		

	Singles 301	Singles Cricket	Singles Record	Singles Win %-age	Doubles Cricket	Doubles 501	Doubles Record	Doubles Win %-age	Sngls + Dbls Record	Sngls + Dbls Win %-age	Tiebreaker Ws	Tiebreaker Ls	All-Star Points	Games Played	All-Star Point Average	Matches Played
F1/ Red-eye Rangers	29 31	34 26	63 57	0.525	17 13	12 18	29 31	0.483	121 119	0.504	6 0	101.0	240	0.421		
F 10 Kunes, Joe	2 6	1 3	3 9	0.250	4 2	2 3	6 5	0.545	9 14	0.391	1 0	6.0	23	0.261	8	
F 11 Rouse, Chuck	1 5	0 6	1 11	0.083	3 4	2 5	5 9	0.357	6 20	0.231	1 0	8.5	26	0.327	8	
F 12 Raper, Jeromie	5 5	7 3	12 8	0.600	7 3	7 3	14 6	0.700	26 14	0.650	1 0	22.5	40	0.563	10	
F 13 Mitchell, Bill	1 2	3 5	4 7	0.364	0 3	0 9	0 12	0.000	4 19	0.174	0 0	3.0	23	0.130	9	
F 14 Powell, Mark	6 4	7 3	13 7	0.650	8 2	4 6	12 8	0.600	25 15	0.625	1 0	22.5	40	0.563	10	
F 15 Powell, Zach	4 2	5 1	9 3	0.750	3 3	5 1	8 4	0.667	17 7	0.708	0 0	18.5	24	0.771	6	
F 16 Ellison, Patrick	4 3	4 2	8 5	0.615	3 5	0 5	3 10	0.231	11 15	0.423	1 0	4.5	26	0.173	8	
F 17 Kirkpatrick, Scott	6 4	7 3	13 7	0.650	6 4	4 4	10 8	0.556	23 15	0.605	1 0	15.5	38	0.408	10	
F2/ Down to F!	35 25	26 34	61 59	0.508	11 19	16 14	27 33	0.450	115 125	0.479	0 6	65.5	240	0.273		
F 20 Gagner, Chris	7 3	7 3	14 6	0.700	4 6	4 5	8 11	0.421	22 17	0.564	0 1	13.0	39	0.333	10	
F 21 Theall, Ken	0 0	0 1	0 1	0.000	0 1	2 1	2 2	0.500	2 3	0.400	0 0	0.0	5	0.000	4	
F 22 Dehnel, Sebastian	7 2	3 6	10 8	0.556	3 5	4 5	7 10	0.412	17 18	0.486	0 1	10.0	35	0.286	9	
F 23 Looney, JoDon	3 3	4 3	7 6	0.538	2 4	3 2	5 6	0.455	12 12	0.500	0 0	2.0	24	0.083	7	
F 24 Zuttel, Joe	1 8	0 5	1 13	0.071	0 4	2 6	2 10	0.167	3 23	0.115	0 1	1.0	26	0.038	10	
F 25 Swartzel, David	4 1	1 6	5 7	0.417	2 5	4 2	6 7	0.462	11 14	0.440	0 1	3.0	25	0.120	8	
F 26 Hadley, Chris	7 3	5 5	12 8	0.600	5 5	7 3	12 8	0.600	24 16	0.600	0 1	13.0	40	0.325	10	
F 27 Zuttel, Paul	1 2	1 3	2 5	0.286	2 3	2 2	4 5	0.444	6 10	0.375	0 0	2.5	16	0.156	6	
F 28 Blake, Rick	5 3	5 2	10 5	0.667	4 5	4 2	8 7	0.533	18 12	0.600	0 1	21.0	30	0.700	8	
F3/ Kings of the Board	33 27	33 27	66 54	0.550	20 10	12 18	32 28	0.533	130 110	0.542	0 0	96.5	240	0.402		
F 30 Knight, Romuald	5 4	3 5	8 9	0.471	6 1	1 6	7 7	0.500	15 16	0.484	0 0	20.0	31	0.645	10	
F 31 Russell, Jeff	7 2	6 3	13 5	0.722	9 0	1 6	10 6	0.625	23 11	0.676	0 0	18.0	34	0.529	9	
F 32 Murphy, James	4 7	0 8	4 15	0.211	2 5	6 4	8 9	0.471	12 24	0.333	0 0	9.0	36	0.250	10	
F 33 Davis, Luc	3 1	6 0	9 1	0.900	7 1	3 5	10 6	0.625	19 7	0.731	0 0	7.0	26	0.269	8	
F 34 Suan, John	7 3	9 1	16 4	0.800	4 6	4 5	8 11	0.421	24 15	0.615	0 0	9.0	39	0.231	10	
F 35 Bohn, Andy	0 2	4 3	4 5	0.444	4 2	3 4	7 6	0.538	11 11	0.500	0 0	7.0	22	0.318	8	
F 36 Ball, Pat	3 6	4 4	7 10	0.412	5 3	3 5	8 8	0.500	15 18	0.455	0 0	21.0	33	0.636	10	
F 37 Moulden, Jeremy	4 2	1 3	5 5	0.500	3 2	3 1	6 3	0.667	11 8	0.579	0 0	5.5	19	0.289	6	
F4/ The Happy Crew	38 22	28 32	66 54	0.550	12 18	18 12	30 30	0.500	126 114	0.525	0 0	85.0	240	0.354		
F 40 Shearin, Phillip	9 1	8 2	17 3	0.850	3 7	6 5	9 12	0.429	26 15	0.634	0 0	18.5	41	0.451	10	
F 41 Smith, Ron "Captain"	6 5	1 8	7 13	0.350	3 4	6 4	9 8	0.529	16 21	0.432	0 0	10.5	37	0.284	10	
F 42 Vick, Justin	6 3	6 3	12 6	0.667	4 6	5 4	9 10	0.474	21 16	0.568	0 0	15.0	37	0.405	10	
F 43 Al-Hoory, Ahmed Mothan	3 1	1 4	4 5	0.444	2 2	2 3	4 5	0.444	8 10	0.444	0 0	8.5	18	0.472	6	
F 44 Beebe, Jenny	2 5	1 5	3 10	0.231	2 4	3 1	5 5	0.500	8 15	0.348	0 0	2.0	23	0.087	7	
F 45 Johnson, Sean	4 4	6 3	10 7	0.588	6 4	8 1	14 5	0.737	24 12	0.667	0 0	17.5	36	0.486	10	
F 46 Powell, David	7 2	5 5	12 7	0.632	4 6	6 3	10 9	0.526	22 16	0.579	0 0	13.0	38	0.342	9	
F 47 Huffman, Inky	1 1	0 2	1 3	0.250	0 3	0 3	0 6	0.000	1 9	0.100	0 0	0.0	10	0.000	3	
F5/ Death Throw	26 34	29 31	55 65	0.458	13 17	18 12	31 29	0.517	117 123	0.488	0 0	81.0	240	0.338		
F 50 Willis, Tolson	5 4	2 6	7 10	0.412	4 3	8 1	12 4	0.750	19 14	0.576	0 0	14.0	33	0.424	9	
F 51 Hogan, Neal	4 6	5 5	9 11	0.450	3 6	7 2	10 8	0.556	19 19	0.500	0 0	13.0	38	0.342	10	
F 52 Bosier, Sean	7 3	7 3	14 6	0.700	6 4	3 5	9 9	0.500	23 15	0.605	0 0	17.0	38	0.447	10	
F 53 Mathews, Dave	3 6	3 5	6 11	0.353	4 5	4 4	8 9	0.471	14 20	0.412	0 0	5.5	34	0.162	10	
F 54 Willis, Zack	0 0	2 2	2 2	0.500	1 2	3 1	4 3	0.571	6 5	0.545	0 0	1.0	11	0.091	4	
F 55 Willis, Angie	1 5	0 1	1 6	0.143	0 1	1 2	1 3	0.250	2 9	0.182	0 0	0.0	11	0.000	5	
F 56 Mathews, Olivia	3 6	8 3	11 9	0.550	4 7	5 5	9 12	0.429	20 21	0.488	0 0	22.0	41	0.537	10	
F 57 Gibson, Casey	0 0	1 2	1 2	0.333	2 1	2 0	4 1	0.800	5 3	0.625	0 0	4.0	8	0.500	3	
F 58 Parker, Billy	3 2	1 3	4 5	0.444	2 5	2 3	4 8	0.333	8 13	0.381	0 0	4.5	21	0.214	7	
F 59 Marler, Donald "Duck"	0 2	0 1	0 3	0.000	0 0	1 1	1 1	0.500	1 4	0.200	0 0	0.0	5	0.000	3	
F6/ Irish Ton	22 44	21 45	43 89	0.326	13 20	17 16	30 36	0.455	103 161	0.390	0 0	84.0	264	0.318		
F 60 Cominole, Jeremy	2 8	5 5	7 13	0.350	3 8	4 5	7 13	0.350	14 26	0.350	0 0	16.5	40	0.413	10	
F 61 Robertson, Chris	6 5	4 7	10 12	0.455	6 4	6 4	12 8	0.600	22 20	0.524	0 0	23.5	42	0.560	10	
F 62 Bylund, Jay	1 5	1 4	2 9	0.182	1 4	3 4	4 8	0.333	6 17	0.261	0 0	1.0	23	0.043	7	
F 63 Bowser, Brian	4 7	5 6	9 13	0.409	5 5	6 2	11 7	0.611	20 20	0.500	0 0	18.0	40	0.450	11	
F 64 Yarsawich, Bryan	2 7	1 7	3 14	0.176	0 7	3 6	3 13	0.188	6 27	0.182	0 0	5.5	33	0.167	8	
F 65 Rossbach, Mark	4 6	5 5	9 11	0.450	6 4	6 4	12 8	0.600	21 19	0.525	0 0	13.5	40	0.338	10	
F 66 Arno, Trey	0 0	0 0	0 0	---	0 0	0 0	0 0	---	0 0	---	0 0	0.0	0	---	0	
F 67 Perkins, Heath	1 3	0 6	1 9	0.100	4 2	5 1	9 3	0.750	10 12	0.455	0 0	5.0	22	0.227	6	
F 68 Perkins, Brytni	1 1	0 1	1 2	0.333	0 4	0 2	0 6	0.000	1 8	0.111	0 0	0.0	9	0.000	5	
F 69 Fox, Jamie	1 2	0 4	1 6	0.143	1 2	1 4	2 6	0.250	3 12	0.200	0 0	1.0	15	0.067	6	
F7/ Dr.unks	33 33	45 21	78 54	0.591	23 10	15 18	38 28	0.576	154 110	0.583	0 0	132.0	264	0.500		
F 70 Reece, Robert	3 4	0 0	3 4	0.429	1 0	2 5	3 5	0.375	6 9	0.400	0 0	1.0	15	0.067	10	
F 71 Upchurch, Joe	2 2	3 2	5 4	0.556	3 1	1 1	4 2	0.667	9 6	0.600	0 0	5.0	15	0.333	8	
F 72 Gouge, Shane	5 3	7 2	12 5	0.706	9 2	7 4	16 6	0.727	28 11	0.718	0 0	47.0	39	1.205	11	
F 73 Gouge, Susan	5 6	2 2	7 8	0.467	2 0	1 5	3 5	0.375	10 13	0.435	0 0	3.0	23	0.130	11	
F 74 Smale, John	1 0	9 1	10 1	0.909	5 4	2 7	7 11	0.389	17 12	0.586	0 0	14.0	29	0.483	10	
F 75 Murdock, Nick	6 3	6 4	12 7	0.632	6 2	4 2	10 4	0.714	22 11	0.667	0 0	17.5	33	0.530	10	
F 76 Jones, Dustin	5 1	8 1	13 2	0.867	5 4	6 2	11 6	0.647	24 8	0.750	0 0	16.5	32	0.516	9	
F 77 Johnson, Timmy	4 3	4 3	8 6	0.571	7 1	0 2	7 3	0.700	15 9	0.625	0 0	16.0	24	0.667	8	
F 78 Brewer, Mike	0 0	6 5	6 5	0.545	7 4	4 4	11 8	0.579	17 13	0.567	0 0	11.0	30	0.367	11	
F 79 Brewer, Cherry	1 9	0 0	1 9	0.100	0 1	3 4	3 5	0.375	4 14	0.222	0 0	1.0	18	0.056	11	
F 7x xx-Brown, Donnie	1 2	0 1	1 3	0.250	1 1	0 0	1 1	0.500	2 4	0.333	0 0	0.0	6	0.000	3	

	Singles 301		Singles Cricket		Singles Record		Singles Win %-age	Doubles Cricket		Doubles 501		Doubles Record		Doubles Win %-age	Sngls + Dbls		Sngls + Dbls Win %-age	Tiebreaker Ws	Tiebreaker Ls	All-Star Points	Games Played	All-Star Point Average	Matches Played
G1/ Sofa Kings	37	23	36	24	73	47	0.608	16	14	21	9	37	23	0.617	147	93	0.613	0	15	85.5	240	0.356	
G 10 Keim, Roger	6	2	6	2	12	4	0.750	5	3	8	0	13	3	0.813	25	7	0.781	0	2	17.0	32	0.531	8
G 11 Alcon, Tony	8	2	5	4	13	6	0.684	6	4	5	3	11	7	0.611	24	13	0.649	0	2	20.5	37	0.554	10
G 12 Wojciechowski, Braden	3	3	7	2	10	5	0.667	2	7	7	3	9	10	0.474	19	15	0.559	0	2	9.0	34	0.265	10
G 13 Bozza, Doug	3	6	6	3	9	9	0.500	7	2	8	1	15	3	0.833	24	12	0.667	0	2	12.5	36	0.347	9
G 14 Moore, Ken	5	4	1	2	6	6	0.500	0	2	3	3	3	5	0.375	9	11	0.450	0	2	2.0	20	0.100	10
G 15 Plotkin, Jeremy	8	1	5	3	13	4	0.765	7	3	6	3	13	6	0.684	26	10	0.722	0	2	13.5	36	0.375	10
G 16 Hommel, Darren	4	4	4	3	8	7	0.533	3	6	5	4	8	10	0.444	16	17	0.485	0	2	9.0	33	0.273	10
G 17 Scott, Chris	0	0	0	0	0	0	---	0	0	0	0	0	0	---	0	0	---	0	0	0.0	0	---	0
G 18 Tann, Von	0	1	2	5	2	6	0.250	2	1	0	1	2	2	0.500	4	8	0.333	0	1	2.0	12	0.167	7
G2/ Make Darts Great Again	35	25	33	27	68	52	0.567	15	15	14	16	29	31	0.483	126	114	0.525	6	8	96.0	240	0.400	
G 20 Strickland, Jon	4	2	3	3	7	5	0.583	3	3	2	2	5	5	0.500	12	10	0.545	0	1	12.0	22	0.545	8
G 21 Wissingner, Wes	6	4	9	1	15	5	0.750	5	5	5	4	10	9	0.526	25	14	0.641	1	1	23.0	39	0.590	10
G 22 Kyle, Mike	1	4	3	2	4	6	0.400	3	1	2	1	5	2	0.714	9	8	0.529	1	1	12.0	17	0.706	7
G 23 Port, Brian	5	3	2	7	7	10	0.412	5	2	6	2	11	4	0.733	18	14	0.563	1	1	11.5	32	0.359	10
G 24 Ferguson, Travis	2	1	3	3	5	4	0.556	4	2	0	5	4	7	0.364	9	11	0.450	0	0	7.5	20	0.375	6
G 25 Budd, Shawn	5	4	5	2	10	6	0.625	2	4	4	2	6	6	0.500	16	12	0.571	0	1	16.5	28	0.589	9
G 26 Beene, Ryan	1	1	0	1	1	2	0.333	0	0	2	0	2	0	1.000	3	2	0.600	0	0	0.0	5	0.000	4
G 27 Murphy, Tom	5	4	3	2	8	6	0.571	4	4	3	6	7	10	0.412	15	16	0.484	1	1	8.5	31	0.274	9
G 28 Reed, Josh	5	0	4	5	9	5	0.643	4	4	2	5	6	9	0.400	15	14	0.517	1	1	3.0	29	0.103	10
G 29 Barfield, Kenneth	1	2	1	1	2	3	0.400	0	5	2	5	2	10	0.167	4	13	0.235	1	1	2.0	17	0.118	10
G3/ Coral Reefers	26	34	20	40	46	74	0.383	11	19	15	15	26	34	0.433	98	142	0.408	0	0	59.5	240	0.248	
G 30 Jarvah, Sean	6	3	3	6	9	9	0.500	3	6	5	1	8	7	0.533	17	16	0.515	0	0	9.0	33	0.273	9
G 31 Patskoski, Jason	4	5	5	5	9	10	0.474	6	1	3	6	9	7	0.563	18	17	0.514	0	0	15.5	35	0.443	9
G 32 Smith, Van	2	5	2	4	4	9	0.308	3	5	4	2	7	7	0.500	11	16	0.407	0	0	3.5	27	0.130	7
G 33 Britt, Jacob	3	3	3	7	6	10	0.375	3	6	5	4	8	10	0.444	14	20	0.412	0	0	10.5	34	0.309	9
G 34 Colton, Mitch	1	5	1	4	2	9	0.182	2	3	3	3	5	6	0.455	7	15	0.318	0	0	3.5	22	0.159	6
G 35 Hodge, Eric	4	3	1	4	5	7	0.417	3	4	2	6	5	10	0.333	10	17	0.370	0	0	4.5	27	0.167	8
G 36 Hodge, Alex	1	3	0	4	1	7	0.125	0	5	1	4	1	9	0.100	2	16	0.111	0	0	1.5	18	0.083	6
G 37 Carroll, Josh	5	4	5	3	10	7	0.588	2	6	6	2	8	8	0.500	18	15	0.545	0	0	9.5	33	0.288	8
G 38 Cullen, Pat	0	0	0	0	0	0	---	0	0	0	0	0	0	---	0	0	---	0	0	0.0	0	---	0
G 39 Art, Jeremy	0	3	0	3	0	6	0.000	0	2	1	2	1	4	0.200	1	10	0.091	0	0	2.0	11	0.182	4
G4/ Is It In, Again?	27	33	36	24	63	57	0.525	10	20	13	17	23	37	0.383	109	131	0.454	8	8	89.0	240	0.371	
G 40 Cornell, Blaine	2	4	2	3	4	7	0.364	2	5	2	6	4	11	0.267	8	18	0.308	1	1	6.5	26	0.250	10
G 41 Musil, Dylan	8	1	9	0	17	1	0.944	4	5	5	4	9	9	0.500	26	10	0.722	1	1	34.0	36	0.944	9
G 42 Barbour, Bryan	3	3	5	1	8	4	0.667	3	5	5	3	8	8	0.500	16	12	0.571	1	1	5.0	28	0.179	8
G 43 Metivier, Sam	4	4	4	4	8	8	0.500	2	5	2	3	4	8	0.333	12	16	0.429	1	1	7.5	28	0.268	8
G 44 Millius, Mike	1	8	5	2	6	10	0.375	3	6	2	5	5	11	0.313	11	21	0.344	1	1	15.5	32	0.484	9
G 45 Smith, Jon	0	1	1	0	1	1	0.500	2	0	1	1	3	1	0.750	4	2	0.667	0	0	3.5	6	0.583	2
G 46 Furdon, Matt	4	3	5	2	9	5	0.643	2	6	3	3	5	9	0.357	14	14	0.500	1	1	7.0	28	0.250	9
G 47 Close, Eddie	3	1	2	2	5	3	0.625	2	2	1	0	3	2	0.600	8	5	0.615	1	0	6.0	13	0.462	4
G 48 Furdon, Jenny	2	4	2	4	4	8	0.333	0	3	2	4	2	7	0.222	6	15	0.286	0	1	3.0	21	0.143	8
G 49 Wilberg, Chelsea	0	4	1	6	1	10	0.091	0	3	3	5	3	8	0.273	4	18	0.182	1	1	1.0	22	0.045	8
G5/ Banging The Wire	33	33	30	36	63	69	0.477	20	13	13	20	33	33	0.500	129	135	0.489	5	6	90.0	264	0.341	
G 50 Bowen, Andy	4	5	7	2	11	7	0.611	6	1	3	6	9	7	0.563	20	14	0.588	1	1	24.5	34	0.721	9
G 51 Prosser, Brad	6	3	2	3	8	6	0.571	4	4	5	4	9	8	0.529	17	14	0.548	0	1	11.0	31	0.355	10
G 52 White, John	7	3	8	3	15	6	0.714	9	2	3	8	12	10	0.545	27	16	0.628	1	1	19.5	43	0.453	11
G 53 Williams, Kelsey	2	7	0	5	2	12	0.143	3	3	1	5	4	8	0.333	6	20	0.231	1	1	2.0	26	0.077	9
G 54 Stark, Parker	3	2	3	2	6	4	0.600	3	2	2	2	5	4	0.556	11	8	0.579	0	1	8.0	19	0.421	7
G 55 Ferri, Chris	2	0	0	6	2	6	0.250	2	3	3	2	5	5	0.500	7	11	0.389	0	1	1.5	18	0.083	7
G 56 Dubose, Chris	1	1	1	2	2	3	0.400	1	0	1	2	2	2	0.500	4	5	0.444	0	0	3.5	9	0.389	3
G 57 Rollins, Calvin	5	5	8	2	13	7	0.650	5	5	4	4	9	9	0.500	22	16	0.579	0	0	11.0	38	0.289	10
G 58 Shockley, Corey	2	5	1	4	3	9	0.250	4	3	2	4	6	7	0.462	9	16	0.360	1	0	7.0	25	0.280	8
G 59 Wilson, Victoria	1	2	0	7	1	9	0.100	3	3	2	3	5	6	0.455	6	15	0.286	1	0	2.0	21	0.095	8
G6/ Wayne Gretzky	27	39	26	40	53	79	0.402	16	17	15	18	31	35	0.470	115	149	0.436	8	0	93.0	264	0.352	
G 60 Wilson, Misty	0	11	0	2	0	13	0.000	1	2	4	7	5	9	0.357	5	22	0.185	1	0	4.5	27	0.167	11
G 61 Wilson, Jonathan	5	4	7	4	12	8	0.600	4	7	4	7	8	14	0.364	20	22	0.476	1	0	20.0	42	0.476	11
G 62 Gaines, Lauren	2	7	0	1	2	8	0.200	1	2	3	6	4	8	0.333	6	16	0.273	1	0	3.0	22	0.136	9
G 63 Gaines, Bryan	5	4	4	5	9	9	0.500	8	1	4	5	12	6	0.667	21	15	0.583	1	0	19.0	36	0.528	9
G 64 Finney, Dave	8	3	10	1	18	4	0.818	9	2	6	5	15	7	0.682	33	11	0.750	1	0	36.0	44	0.818	11
G 65 Park, Ed	6	4	3	8	9	12	0.429	3	7	2	0	5	7	0.417	14	19	0.424	1	0	5.5	33	0.167	11
G 66 Dahlgren, Zac	0	0	0	0	0	0	---	0	0	0	0	0	0	---	0	0	---	0	0	0.0	0	---	0
G 67 Clement, Dawn																							

	Singles 501	Singles Cricket	Singles Record	Singles Win %-age	Doubles Cricket	Doubles 501	Doubles Record	Doubles Win %-age	Sngls + Dbls Record	Sngls + Dbls Win %-age	Tiebreaker Ws	Tiebreaker Ls	All-Star Points	Games Played	All-Star Point Average	Matches Played
H1/ Not Dead Ducks Yet	40 20	35 25	75 45	0.625	18 12	14 16	32 28	0.533	139 101	0.579	6 0	69.0	240	0.288		
H 10 Carawon, Bob	0 0	0 0	0 0	---	0 0	0 0	0 0	---	0 0	---	0 0	0.0	0	---	0	
H 11 Peers, Martin	3 3	0 0	3 3	0.500	0 0	2 4	2 4	0.333	5 7	0.417	0 0	0.0	12	0.000	6	
H 12 Ellis, Tim	5 4	5 4	10 8	0.556	5 3	3 6	8 9	0.471	18 17	0.514	1 0	11.0	35	0.314	9	
H 13 Carawon, Harris	5 4	3 7	8 11	0.421	5 2	5 4	10 6	0.625	18 17	0.514	1 0	4.0	35	0.114	10	
H 14 Lalino, Steve	8 2	8 2	16 4	0.800	5 5	5 5	10 10	0.500	26 14	0.650	1 0	9.0	40	0.225	10	
H 15 Converse, Laurence	3 3	5 4	8 7	0.533	5 4	2 3	7 7	0.500	15 14	0.517	1 0	12.5	29	0.431	9	
H 16 Kuppler, Bob	8 2	7 3	15 5	0.750	6 4	4 5	10 9	0.526	25 14	0.641	1 0	8.5	39	0.218	10	
H 17 Sawyer, Dean	0 0	0 2	0 2	0.000	4 2	1 1	5 3	0.625	5 5	0.500	0 0	0.0	10	0.000	7	
H 18 Samaluck, Somchai	8 2	7 3	15 5	0.750	6 4	6 4	12 8	0.600	27 13	0.675	1 0	24.0	40	0.600	10	
H2/ Coach Never Walks Alone	24 30	30 24	54 54	0.500	19 8	17 10	36 18	0.667	126 90	0.583	0 8	60.0	216	0.278		
H 20 Emerton, Eric	2 3	3 0	5 3	0.625	2 4	1 2	3 6	0.333	8 9	0.471	0 1	3.0	17	0.176	7	
H 21 Barletta, Phil	0 0	3 2	3 2	0.600	2 3	3 1	5 4	0.556	8 6	0.571	0 0	2.0	14	0.143	5	
H 22 Woodard, Dave	4 3	4 5	8 8	0.500	8 2	8 1	16 3	0.842	24 11	0.686	0 1	10.5	35	0.300	9	
H 23 Ejlali, Shervin	4 2	2 2	6 4	0.600	4 5	4 4	8 9	0.471	14 13	0.519	0 1	5.0	27	0.185	9	
H 24 Martin, Claude	0 7	2 4	2 11	0.154	0 0	3 2	3 2	0.600	5 13	0.278	0 1	1.0	18	0.056	7	
H 25 Hamer, Andrew	4 2	2 4	6 6	0.500	5 1	4 2	9 3	0.750	15 9	0.625	0 1	10.0	24	0.417	6	
H 26 Scott, Kevin	4 3	5 1	9 4	0.692	7 0	3 2	10 2	0.833	19 6	0.760	0 1	18.0	25	0.720	7	
H 27 Turner, Kevin	5 4	5 3	10 7	0.588	8 1	6 3	14 4	0.778	24 11	0.686	0 1	8.0	35	0.229	9	
H 28 Ago, Alvin	1 6	4 3	5 9	0.357	2 0	2 3	4 3	0.571	9 12	0.429	0 1	2.5	21	0.119	7	
H3/ Tips & Shafts	33 21	30 24	63 45	0.583	14 13	14 13	28 26	0.519	119 97	0.551	6 6	64.0	216	0.296		
H 30 Borgna, Denise	0 0	1 3	1 3	0.250	0 1	0 2	0 3	0.000	1 6	0.143	0 0	2.0	7	0.286	4	
H 31 Borgna, Andrew	3 2	3 2	6 4	0.600	3 2	2 2	5 4	0.556	11 8	0.579	1 1	6.0	19	0.316	5	
H 32 Spencer, Kenny	0 7	2 5	2 12	0.143	4 4	2 1	6 5	0.545	8 17	0.320	0 1	2.0	25	0.080	9	
H 33 Tompkins, Charles	8 1	7 2	15 3	0.833	7 2	6 3	13 5	0.722	28 8	0.778	1 1	16.0	36	0.444	9	
H 34 Wilson, Matthew	6 3	8 1	14 4	0.778	7 2	4 5	11 7	0.611	25 11	0.694	1 1	11.5	36	0.319	9	
H 35 Phillips, Britt	4 3	3 4	7 7	0.500	1 5	3 5	4 10	0.286	11 17	0.393	1 1	8.0	28	0.286	9	
H 36 Letsch, Dempsey	5 1	0 3	5 4	0.556	2 2	3 4	5 6	0.455	10 10	0.500	1 0	6.0	20	0.300	7	
H 37 Phillips, Josh	5 3	6 2	11 5	0.688	4 5	6 3	10 8	0.556	21 13	0.618	1 1	11.5	34	0.338	9	
H 38 Marshall, Shawn	2 1	0 2	2 3	0.400	0 3	2 1	2 4	0.333	4 7	0.364	0 0	1.0	11	0.091	4	
H4/ The Neighborhood Dart Knights	29 31	35 25	64 56	0.533	13 17	16 14	29 31	0.483	122 118	0.508	8 9	90.0	240	0.375		
H 40 Osier, Emmalee	1 8	0 1	1 9	0.100	1 3	1 5	2 8	0.200	3 17	0.150	1 1	3.5	20	0.175	9	
H 41 Markham, Jared	4 5	4 4	8 9	0.471	2 3	6 2	8 5	0.615	16 14	0.533	1 1	3.0	30	0.100	10	
H 42 Amos, Terron	1 5	4 3	5 8	0.385	2 3	6 2	8 5	0.615	13 13	0.500	1 1	9.5	26	0.365	8	
H 43 Thomas, Tony	5 3	5 3	10 6	0.625	4 5	3 4	7 9	0.438	17 15	0.531	1 1	18.5	32	0.578	9	
H 44 Gamble, Mark	4 3	6 2	10 5	0.667	1 5	3 2	4 7	0.364	14 12	0.538	1 1	16.5	26	0.635	8	
H 45 Swepson, Jerrell	2 1	0 4	2 5	0.286	3 1	1 2	4 3	0.571	6 8	0.429	0 0	2.0	14	0.143	5	
H 46 Clow, Brandon	0 2	1 2	1 4	0.200	3 2	3 2	6 4	0.600	7 8	0.467	1 1	7.0	15	0.467	5	
H 47 Neff, Josh	1 0	2 3	3 3	0.500	2 2	1 3	3 5	0.375	6 8	0.429	0 1	1.0	14	0.071	5	
H 48 Palmer, Levi	4 4	5 2	9 6	0.600	1 8	4 4	5 12	0.294	14 18	0.438	1 1	9.5	32	0.297	10	
H 49 Davis, P.J.	7 0	8 1	15 1	0.938	7 2	4 2	11 4	0.733	26 5	0.839	1 1	19.5	31	0.629	9	
H5/ We're Sexy & We Throw It	20 34	13 41	33 75	0.306	9 18	10 17	19 35	0.352	71 145	0.329	0 0	33.0	216	0.153		
H 50 McNamara, Ken	7 2	5 4	12 6	0.667	6 3	7 2	13 5	0.722	25 11	0.694	0 0	17.0	36	0.472	9	
H 51 McNamara, Karen	5 4	0 1	5 5	0.500	2 3	2 7	4 10	0.286	9 15	0.375	0 0	0.0	24	0.000	9	
H 52 Coggins, Leigh	2 4	0 6	2 10	0.167	1 5	3 1	4 6	0.400	6 16	0.273	0 0	1.0	22	0.045	9	
H 53 Bohanan, Heather	1 3	2 5	3 8	0.273	0 5	0 7	0 12	0.000	3 20	0.130	0 0	4.5	23	0.196	7	
H 54 Morlando, Jim	2 5	1 7	3 12	0.200	1 6	3 5	4 11	0.267	7 23	0.233	0 0	0.0	30	0.000	8	
H 55 Crawford, Neal	0 6	3 5	3 11	0.214	3 5	1 5	4 10	0.286	7 21	0.250	0 0	3.5	28	0.125	8	
H 56 VonLienen, Dawn	0 4	0 3	0 7	0.000	1 3	1 3	2 6	0.250	2 13	0.133	0 0	1.0	15	0.067	6	
H 57 Mattson, Eric	1 4	0 6	1 10	0.091	2 5	3 3	5 8	0.385	6 18	0.250	0 0	1.0	24	0.042	8	
H 58 Lawrence, Jonathan	2 2	2 4	4 6	0.400	2 1	0 1	2 2	0.500	6 8	0.429	0 0	5.0	14	0.357	6	
H6/ The Replacements	30 30	37 23	67 53	0.558	20 10	15 15	35 25	0.583	137 103	0.571	9 8	72.0	240	0.300		
H 60 Hartley, Barron	6 3	2 3	8 6	0.571	1 3	2 3	3 6	0.333	11 12	0.478	1 0	1.0	23	0.043	9	
H 61 Hartley, Bryan	4 1	10 0	14 1	0.933	6 4	6 3	12 7	0.632	26 8	0.765	1 1	18.0	34	0.529	10	
H 62 Jones, Nick	2 8	4 5	6 13	0.316	5 3	3 2	8 5	0.615	14 18	0.438	1 1	8.5	32	0.266	10	
H 63 Morgan, Wood	0 0	6 4	6 4	0.600	7 3	3 6	10 9	0.526	16 13	0.552	1 1	9.0	29	0.310	10	
H 64 Boyer, Drew	5 4	1 3	6 7	0.462	4 0	7 2	11 2	0.846	17 9	0.654	1 1	3.5	26	0.135	10	
H 65 Daniels, Slater	4 1	7 2	11 3	0.786	6 3	1 2	7 5	0.583	18 8	0.692	1 1	12.0	26	0.462	9	
H 66 Berman, Zack	3 3	0 0	3 3	0.500	0 0	4 6	4 6	0.400	7 9	0.438	1 1	0.0	16	0.000	10	
H 67 Tyler, Robert	0 4	1 0	1 4	0.200	4 1	2 2	6 3	0.667	7 7	0.500	0 0	4.5	14	0.321	6	
H 68 Miller, Lloyd	3 3	1 4	4 7	0.364	2 2	1 2	3 4	0.429	7 11	0.389	1 1	6.5	18	0.361	7	
H 69 Petersen, Eric	3 3	5 2	8 5	0.615	5 1	1 2	6 3	0.667	14 8	0.636	1 1	9.0	22	0.409	7	
xx-H7/ Darty B's	10 20	6 24	16 44	0.267	0 15	7 8	7 23	0.233	30 90	0.250	0 0	18.0	120	0.150		
H 70 Smith, Lauren	3 2	0 5	3 7	0.300	0 5	3 2	3 7	0.300	6 14	0.300	0 0	7.5	20	0.375	5	
H 71 Smith, Jason	0 4	1 3	1 7	0.125	0 4	2 2	2 6	0.250	3 13	0.188	0 0	4.5	16	0.281	4	
H 72 Hobgood, A.	2 2	2 2	4 4	0.500	0 4	3 1	3 5	0.375	7 9	0.438	0 0	0.0	16	0.000	4	
H 73 Demeritte, Max	2 3	1 4	3 7	0.300	0 5	1 4	1 9	0.100	4 16	0.200	0 0	3.0	20	0.150	5	
H 74 Hobgood, Lila	0 1	1 0	1 1	0.500	0 1	0 1	0 2	0.000	1 3	0.250	0 0	0.0	4	0.000	1	
H 75 Koe-krompecher, Pablo	1 0	0 1	1 1	0.500	0 1	0 1	0 2	0.000	1 3	0.250	0 0	0.0	4	0.000	1	
H 76 Ramsay, Billy	0 3	1 2	1 5	0.167	0 3	1 2	1 5	0.167	2 10	0.167	0 0	1.5	12	0.125	3	
H 77 Thomas, Ty	1 4	0 5	1 9	0.100	0 5	2 3	2 8	0.200	3 17	0.150	0 0	1.5	20	0.075	5	
H 78 Rich, Marshall	1 1	0 2	1 3	0.250	0 2	2 0	2 2	0.500	3 5	0.375	0 0	0.0	8	0.000	2	