

Tons of Newsletter

Home to the Fall Session of the Raleigh Dart League for tournament weeks #15/16/17, Wednesdays, November 20, and December 4 & 11, 2019 Issue #JK767 - The "Everybody Really Does Gather In The Kitchen Most Often" Edition

✉ IMPORTANT TOURNEY, BANQUET, SP'20 INFORMATION ✉

Included below on this page is a list of very important reminders for you to keep in mind during the divisional tournaments.

There are also reminders relating to the banquet, as well as to the Fall 2019 season. Please check them out.

TOURNAMENT ELIGIBILITY

Unlike in many previous years, simply having your dues paid is no longer enough for a player to be eligible to play in the postseason tournaments. Now a player must also take part in 4 regular season matches. Please note the far right column on page 10 for your division to see who is/isn't eligible for play in your tournament matches (players with 4+ are eligible). There are 27 players that are tournament-ineligible: 3 in A division, 3 in B, 1 in C, 2 in D, 5 in E, 3 in F, 5 in G, and 1 in H [plus 4 members of the defunct team H7].

FINAL DIVISIONAL STATISTICS

Final statistics are available for all 8 divisions in this issue of the Tons of Newsletter, as all scoresheets have been received already. Please check your entire team's statistics for accuracy. **If there are any discrepancies with any of your team's statistics, and you want a recheck of the records, I'll give everyone through this Sunday (Nov. 24th) to let me know about them. After that, all statistics will be considered FINAL.** That way, the trophy shop can have sufficient time to fill our rather large order. Thanks.

TOURNAMENT SCORES vs. SCORESHEETS

It is NOT necessary for you to send me your tournament sheets, but PLEASE email or text me the match score & perfect throws. Thanks.

TOURNAMENT TONS NOTE

There will only be one edition of the Tournament Tons of Newsletter, so hang on to this one for all 3 matches!

SPRING 2020 RDL SEASON INFORMATION

THURSDAY, Jan. 2nd - Spring season registration, Upper Deck
Wed., Jan. 15th - Preseason capts.' mtg./packet pickup, Upper Deck
Wednesday, January 22nd - Start of Spring season match play
Monday, February 24th - Fifth week captains' mtg., Upper Deck
Wed., Apr. 29, May 6 / 13 - Spring season divisional tournaments
Saturday, May 16th - Spring season banquet, site TBD

Check out pages 5 and 7 for more interesting (I hope) stuff to read, as well as some important reminders.

Don't forget! The Fall 2019 banquet will be held at

The Upper Deck on Harrison Ave., **Saturday, Dec. 14th!!!**

The party starts at 11:30 a.m., and will progress through food, awards, our standard "top-bottom" blind draw, etc. Your dues paid for the party - you might as well show up and enjoy, right?!

RDL HEADLINES

"A" Division: Bullies finish their undefeated regular season with Dan Naylor basically not missing more than a dart or two for the entire night; Dartistic outlasts Things, going all the way to 1001 in a battle to keep a spot in A in the spring
"B" Division: Wow!! Darty Minds make up exactly the 4 points they needed when Rif Raf sweeps Atons in DCkt of all sets!
"C" Division: Show Me outlasts Bulls Up, and Flightless gets past shorthanded Niners, just further locking in 2nd & 3rd
"D" Division: Serious wins, Big Bulls win, Menace wins...yawn
"E" Division: Fireworks city! Game drills Sharks, allowing the Loaded to make up a 1-match/10-point deficit with their win but Treble digs out of a big 301 hole to rise up for the title
"F" Division: Rangers sneak past Happy Crew to lock in 2nd; Death Throws wins again, ends regular season on a 6-1 run
"G" Division: Sofa Kings, Sanchez and Make Darts each beat one of the bottom three, further cement their 1/2/3 finish
"H" Division: Coach fights their way past Replacements, but can't ring up enough points to reel in the Ducks for the title

DIVISIONAL TOURNAMENT REMINDERS!!!!!!

- Tournament matches start at 7:00 p.m.!!! Plan accordingly!
- In the tournament, failure to field at least 4 players by 7:15 p.m. will result in forfeit of the match. (Note: teams are not allowed until the 8:15 p.m. time used in the regular season.)
- NO MATCHES ARE ALLOWED TO CHANGE VENUE!!!! Relocated matches will be ruled double forfeits!!
- All points are decided in a best-of-three format (except 1001)
- ADO rules on diddles = winner of the coin toss determines throwing order in the 1st game, loser of first game decides in 2nd game, loser of original coin toss decides in 3rd game.
- EMAIL OR TEXT ME THE FINAL MATCH SCORE!

Name the band/singer? the song? [The week 14 lyrics set is one of the most popular sets of newsletter song lyrics in recent seasons. A big set of lyrics, with a long unifying theme, listed in order by the tie-in or the singer/band. People seem to really like playing along with this one. And if you still want to go back to last week's issue and play along now, it's time to stop reading this item... .. But if you're still reading now, you just want the answers...] So, here are Last Week's Answers: First, the theme was songs that spell out words in them. The songs were listed alphabetically by the band's/artist's name. Song 1 = "What It Takes" by Aerosmith; Song 2 = "Saturday Night" by the Bay City Rollers; Song 3 = "Simple" by Florida Georgia Line; Song 4 = "Vacation" by Connie Francis; Song 5 = "Respect" by Aretha Franklin; Song 6 = "Method of Modern Love" by Hall & Oates; Song 7 = "Miss You Much" by Janet Jackson; Song 8 = "Lola" by The Kinks; Song 9 = "I'm A Woman" by Peggy Lee (and subsequently many others, including a version that became a perfume commercial); Song 10 = "R.o.c.k. in the USA" by John Mellencamp; Song 11 = "The Safety Dance" by Men Without Hats; Song 12 = "T-r-o-u-b-l-e" by Elvis Presley; Song 13 = "Hollaback Girl" by Gwen Stefani; and Song 14 = "D-i-v-o-r-c-e" by Tammy Wynette. As noted in the week 14 issue, I had actually used three of these songs in past years - those were Saturday Night, Lola, and The Safety Dance. [Pretty tough week 14 set, as most of the guesses I received were from people saying stuff like "oh, my favorite song ever is #5, so I know that one". Only Pete Rutten ventured a full-on set of guesses, heroically managing to haul in a little over a third of the songs. Still impressive with this set. - JK]

FINAL DIVISIONAL TEAM STANDINGS AND MATCH RESULTS FROM WEEK 14 (11/13/19)

(Home team listed second in each match.)

		W	L	Pts.	Teams	Score	301	SCkt	DCKt	501	1001	ASPs	Short-handed?	Penalties
"A" Division	♣ The Neighborhood Bullie ♣	14	0	252	Bullies	14	3	5	4	2	-	45.5	-	-
	♣ Unstable Elements	12	2	246	Element	10	3	1	2	4	-	42.5	-	-
	3 Lunatic Fringe	9	5	193	Fringe	15	4	3	2	6	-	28.5	-	-
	4 Dead Beats	7	7	169	Alliance	9	2	3	4	0	-	25.5	-	-
	5 North Raleigh Alliance	7	7	167	Dead Beats	19	4	5	6	4	-	24.0	-	-
	6 Dartistic Side of the Moon	4	10	127	Irrelevant	5	2	1	0	2	-	8.5	-	-
	♣ Things That Bounce	3	11	109	Things	12	4	2	4	2	L	13.0	-	-
	♣ Irrelevant Elements	0	14	57	Dartistic	12	2	4	2	4	W	26.0	-	-
"B" Division	♣ Darty Minds ♣	13	1	241	Atonsamongus	15	5	4	0	6	-	14.5	-	-
	♣ Atonsamongus	13	1	240	Rif Raf	9	1	2	6	0	-	13.5	-	-
	3 Consistently Inconsistent	7	7	162	Darty Minds	19	4	5	6	4	-	22.0	-	-
	4 Shooter McGavin	5	9	145	Kiss Our	5	2	1	0	2	-	10.0	-	-
	5 Rif Raf	5	9	143	Methodical	13	4	3	2	4	-	11.5	-	-
	6 Kiss Our Inconsistency	5	9	142	Inconsistent	11	2	3	4	2	-	6.5	-	-
	♣ DD-214	5	9	138	DD-214	8	3	3	2	0	-	13.0	-	-
	♣ Methodical 2.0	3	11	125	McGavin	16	3	3	4	6	-	6.0	-	-
"C" Division	♣ Boom Baby ♣	11	1	171	Bulls Up	11	3	4	2	2	-	13.0	-	-
	♣ Show Me Your Tips	9	3	167	Show Me	13	3	2	4	4	-	18.5	-	-
	3 Flightless Boards	8	4	152	Flightless	12	2	4	4	2	-	14.0	-	-
	4 Bulls Up	5	7	151	Nine Lives	9	3	1	2	3	-	7.5	Yes	-
	5 Cheap Shots	5	7	116	Bandits	11	2	3	2	4	-	8.5	-	-
	♣ Nine Lives	3	9	114	Cheap Shots	13	4	3	4	2	-	17.0	-	-
	♣ One Armed Bandits	1	11	92	Boom Baby	-		(BYE)			-	-	-	-
	"D" Division	♣ Why So Serious? ♣	14	0	240	Serious?	15	4	4	3	4	-	20.0	Yes
♣ Big Bulls		9	5	178	Don't Know	6	1	1	2	2	-	10.5	-	-
3 Menace 2 Sobriety		8	6	173	Machine	10	3	3	4	0	-	7.0	-	-
4 Projectile Dysfunction		7	7	180	Big Bulls	14	3	3	2	6	-	8.5	-	-
5 We Don't Know!		7	7	159	Menace	15	3	4	4	4	-	8.0	-	-
6 Just The Tip		5	9	159	Ma and Pa	9	3	2	2	2	-	9.5	-	-
♣ Sharky's Machine		5	9	154	Just The Tip	7	3	2	2	0	-	7.0	-	-
♣ Ma and Pa and the Kids		1	13	89	Projectile	17	3	4	4	6	-	14.0	-	-
"E" Division	♣ Treble Yell ♣	9	3	158	Game	17	3	2	6	6	-	8.5	-	-
	♣ Loaded Darts	8	4	162	Shark Shooters	7	3	4	0	0	-	9.0	-	-
	3 Shark Shooters	8	4	161	Treble Yell	14	1	5	6	2	-	9.0	-	-
	4 Game of Throws	7	5	147	Is It In?	10	5	1	0	4	-	6.0	-	-
	5 Hump Day!	6	6	151	Cork!	3	1	1	0	1	-	9.5	Yes	-
	♣ Is It In?	3	9	123	Loaded	18	4	4	6	4	-	10.0	-	-
	♣ Beat My Cork!	1	11	85	Hump Day!	-		(BYE)			-	-	-	-
	"F" Division	♣ Dr.unks ♣	9	3	164	Rangers	13	3	4	2	4	-	11.0	-
♣ Red-eye Rangers		9	3	146	Happy Crew	11	3	2	4	2	-	6.5	-	-
3 Kings of the Board		8	4	158	Kings	18	4	6	4	4	-	13.0	-	-
4 Death Throw		7	5	138	Down to F!	6	2	0	2	2	-	9.0	-	-
5 The Happy Crew		4	8	144	Irish Ton	11	5	2	2	2	-	2.0	-	-
♣ Down to F!		4	8	132	Death Throw	13	1	4	4	4	-	7.0	-	-
♣ Irish Ton		1	11	111	Dr.unks	-		(BYE)			-	-	-	-
"G" Division		♣ Sofa Kings ♣	10	2	172	Sofa Kings	12	3	3	4	2	W	7.0	-
	♣ Darty Sanchez	8	4	167	Is It In, Again?	12	3	3	2	4	L	4.5	-	-
	3 Make Darts Great Again	6	6	149	Gretzky	6	2	2	2	0	-	6.5	in 301 only	-
	4 Banging The Wire	6	6	143	Sanchez	17	3	4	4	6	-	6.5	-	-
	5 Is It In, Again?	5	7	137	Make Darts	12	2	2	2	6	-	5.5	-	-
	♣ Wayne Gretzky	5	7	121	Reefers	10	3	3	4	0	-	9.5	2 short	-
	♣ Coral Reefers	2	10	114	Wire	-		(BYE)			-	-	-	-
	"H" Division	♣ Not Dead Ducks Yet ♣	10	2	176	Darty B's	0		(automatic forfeit)					suspended for the season
♣ Coach Never Walks Alone		10	2	171	Dead Ducks	16							-	-
3 Tips & Shafts		8	4	162	Coach	14	5	3	4	2	-	10.5	-	-
4 The Replacements		6	6	160	Replacements	10	1	3	2	4	-	9.5	-	-
5 The Neighborhood Dart Knight		6	6	158	We Throw It	4	2	0	0	2	-	3.5	-	-
♣ We're Sexy & We Throw It		2	10	94	Dart Knights	20	4	6	6	4	-	9.5	-	-
♣ xx-Darty B's		0	12	25	Tips & Shafts	-		(BYE)			-	-	-	-

♣ = regular season division champion ♣ = clinched "top-two" finish in division ♣ = clinched "bottom-two" finish in division

RDL TRIVIA

Last week's question(s): (the last of the season) *How many times in my 48 seasons as a statistician (this week finishes that 48th season anyway) have teams finished the regular season completely tied (match wins, season points, head-to-wins match wins AND points) for any finishing position (not just first place)? (note: in those 48 seasons, we've had 357 total divisions)*

The answer: There have been lots and lots of instances in which two teams tied in wins and points, but VERY few times when those teams also were dead even in head-to-head match results. In fact, it has only happened THREE times in my 48 seasons here (and two of those were in the same season!). In the Spring 2005 season, Get Over It and Stunn 'Em tied for 7th/8th in F division (which was actually dead last in the RDL). Those two teams came to the conclusion that they couldn't agree on any time to play, so they asked me to pick a criterion for them. So I picked team overall win percentage, and Get Over It was slotted 7th by virtue of their 0.443-0.438 advantage. Then, in the Spring 2014 season, there were two ties, with one deciding a division championship! (I had forgotten that awesome part.) I Got Nothing defeated Liquor Posse in an extra match, 14-10, to claim the E division crown; and Whynot! forfeited to Double Tap in a tie for 7th/8th in G division (because both teams liked the tournament locations better with that outcome :o).

TOURNAMENT PREDICTIONS

Oh, heck yeah! I threw down a 22-4 in the final week of the regular season. That took me to 277-93 for the season (74.9% correct), and I ended with only one team (Banging the Wire) fooking me more often than

A COUPLE ADO QUALIFIERS

This came after I had already printed page 4 for the host establishment hard copies, but I decided to at least include the info here somewhere. From Maridy Knight: "Carolina Dart Association set 2 more 501 local qualifiers for the National qualifier on Sunday December 15th. They are: Sat., Nov. 23rd at 1pm; Sun., Dec. 1st, also at 1pm. All of these events are held at The Upper Deck in Cary, NC. The usual \$10-\$15 entry fee with annual dues for CDA of \$10. If you haven't played and paid dues yet this year your dues payment of \$10 will be good through 2020!"

So, one pair played the extra match, one was forfeited, and one was settled by a criterion from a third party. [Side note: when I looked this up this answer, I got a correction to a memory that I thought I had that is relevant to this. I was thinking that two teams had tied like this, and then broken the tie by going bowling. But it turns out the bowling match was actually held in place of a regular tournament match!]

not. Not too shabby, I think. On to the tournaments! Super short on space this week...

"A" Division: Gotta pick the undefeated Bullies. But Element will not make it easy. Fringe will roll into the semis, and I think Alliance will slip past Dead Beats.

"B" Division: Darty and Atons will completely meet in the final, and I think I'm with going with Atons for the Mugs. Inconsistent and Rif Raf make the semis.

"C" Division: I think the C bracket is going to be pretty boring - top four in the semis, top two in the semis, top team wins. The finals will be good though.

"D" Division: Serious didn't score under 14 all season. Why would they start now? I'm sad that Projectile can't meet them in the final. Instead, I think Menace will.

"E" Division: Play this bracket 3 times, and Treble, Loaded and the Sharks each win once. Ugh. I guess I will take Treble since they don't have to beat both.

"F" Division: Dr.unks will win this, but they better watch the hell out for the uber-hot Death Throw. The Rangers will barely top the Kings to make the finals.

"G" Division: Here we go! I'm taking Sanchez over #5 seed Is It In, Again? in the finals. Make Darts, and of course the Sofa Kings, will also be in the semifinals.

"H" Division: The top four in H make the semis, and then Coach and the Replacements make the finals. I'm going with Coach for the Mugs, but it won't come easy.

Dark Horses: Death Throw in F, Is It In, Again? in G, The Replacements in H, and maybe Projectile in D.

Surest things: Why So Serious, an Atons-Darty final.

Looking for the associated trophy award section? That got moved to page 7 this week, due to the size required for these two sections at this point.

"HOT DARTS"

Player Name	Team Name	Hot Darts
"A" Division		
Phillips, Stevie	Unstable Elements	9m
Ridgway, Matt	Irrelevant Elements	T80
Crites, Randy	Dartistic Side of the Moon	120-In
Naylor, Dan	Neighborhood Bullies	120-In
Naylor, Dan	Neighborhood Bullies	8-dart 301
Mozzetti, Tim	Lunatic Fringe	11-dart 301
Jones, Grey	Dead Beats	13-dart 301
Ridgway, Matt	Irrelevant Elements	14-dart 301
Massengill, Chad & Phillips, Robbie	Unstable Elements	15-dart 501
Naylor, Dan & Gibson, Pat	Neighborhood Bullies	18-dart 501
Naylor, Dan	Neighborhood Bullies	17.0 ASPs
Phillips, Stevie	Unstable Elements	10.5 ASPs
Phillips, Robbie	Unstable Elements	9.5 ASPs
Johnson, Michael	Neighborhood Bullies	8.0 ASPs
Mitchell, Sid	Lunatic Fringe	8.0 ASPs
Wilcenski, Steve	North Raleigh Allia	8.0 ASPs
Elder, Craig	Neighborhood Bullies	7.5 ASPs
Gauthier, Kyle	Dead Beats	7.0 ASPs
Minty, Ross	Dartistic Side of the Moon	7.0 ASPs
Beeson, Robb	Unstable Elements	6.5 ASPs
Bennett, Will	Dartistic Side of the Moon	6.5 ASPs
Gibson, Pat	Neighborhood Bullies	6.5 ASPs
Work, Joe	North Raleigh Allia	6.0 ASPs
Stewart, P.J.	Neighborhood Bullies	5.5 ASPs
Bakowski, Adam	Lunatic Fringe	5.0 ASPs
Eason, Joel	Lunatic Fringe	5.0 ASPs
Tan, Wil	Unstable Elements	5.0 ASPs
Brown, Tom	Unstable Elements	4.5 ASPs
Huffman, David	North Raleigh Allia	4.5 ASPs
Reygers, Jeff	Dead Beats	4.5 ASPs
Terry, Bob	Lunatic Fringe	4.5 ASPs

"B" Division

Player Name	Team Name	T80
Guenther, George	DD-214	5-Bulls
Gibson, Whitney	Kiss Our Inconsistency	5-Bulls
Scott, Lee	Atonsamongus	14-dart 301
Massengill, Randy	Atonsamongus	15-dart 301
Howard, Brian & Knott, Ronnie	Shooter McGavin	18-dart 501
Maccini, Billy	Darty Minds	7.5 ASPs
Bracco, Michael	Rif Raf	5.5 ASPs
Wilson, John	Methodical 2.0	5.5 ASPs
Massengill, Randy	Atonsamongus	5.0 ASPs
Preciado, Amanda	DD-214	4.5 ASPs
Dickenson, Joel	Darty Minds	4.0 ASPs
Jeffcoat, Doug	Consistently Incons	4.0 ASPs

There's no need to keep all-stars in the tournaments, but I do print exceptional stuff such as good throws and fast games in the banquet Tons (although they will not earn any awards). Plus, call in all 9-marks, 6-Bulls, Ton-80s, Ton-70-Ins/Outs - all still awards.

"C" Division

Player Name	Team Name	118-Out
Porcelli, Robb	Nine Lives	118-Out
Keever, David & Porcelli, Robb	Nine Lives	21-dart 501
Raquet, Mike	Show Me Your Tip	7.0 ASPs
Hall, Mike	Flightless Boards	5.5 ASPs
James, Bob	Cheap Shots	5.5 ASPs
Rigert, Joe, Sr.	Show Me Your Tip	5.5 ASPs
Bushman, Brad	Show Me Your Tip	5.0 ASPs
Rodgers, Trey	Flightless Boards	4.5 ASPs
Butterworth, Dan	Bulls Up	4.0 ASPs
Hall, Josh	Cheap Shots	3.5 ASPs
O'Toole, Mike	Bulls Up	3.5 ASPs
Porcelli, Robb	Nine Lives	3.5 ASPs
White, Jim	One Armed Bandits	3.5 ASPs
Witz, Steve	Cheap Shots	3.5 ASPs

"D" Division

Player Name	Team Name	124-In 11-dart 301
Polenz, Steve	Menace 2 Sobriety	124-In
White, J.J.	Menace 2 Sobriety	11-dart 301
Cole, Mike & Havens, Lincoln	Why So Serious?	23-dart 501
Cole, Mike	Why So Serious?	6.5 ASPs
Bumpass, Mike	Why So Serious?	6.0 ASPs
Lueneburg, Randy	We Don't Know!	4.0 ASPs
Rice, Teddy	Why So Serious?	4.0 ASPs
Toolan, Chris	Big Bulls	4.0 ASPs
Cannizzaro, Anthony	Why So Serious?	3.5 ASPs
Clark, Dan	Projectile Dysfunc	3.5 ASPs
Tant, J.J.	Projectile Dysfunc	3.5 ASPs
White, J.J.	Menace 2 Sobriety	3.5 ASPs

"E" Division

Player Name	Team Name	6.0 ASPs
Gilyardi, Ernie	Loaded Darts	6.0 ASPs
Whitley, Brian	Treble Yell	4.0 ASPs
Bither, Dana	Shark Shooters	3.5 ASPs
Dean, Jay	Is It In?	3.5 ASPs
Rudy, Jeff	Game of Throws	3.5 ASPs
Caldwell, Taylor	Beat My Cork!	3.0 ASPs
Stacy, Rod	Shark Shooters	3.0 ASPs

"F" Division

Player Name	Team Name	4.0 ASPs
Suan, John	Kings of the Board	4.0 ASPs
Looney, JoDon	Down to F!	3.0 ASPs
Powell, Mark	Red-eye Rangers	3.0 ASPs

"G" Division

Player Name	Team Name	4.0 ASPs
Patskoski, Jason	Coral Reefers	4.0 ASPs
Stroud, Zach	Darty Sanchez	3.5 ASPs
Smith, Jon	Is It In, Again?	3.0 ASPs

"H" Division

Player Name	Team Name	4.0 ASPs
Davis, P.J.	Neighborhood Dart F	4.0 ASPs
Petersen, Eric	The Replacements	4.0 ASPs
Hartley, Barron	The Replacements	3.5 ASPs
Emerton, Eric	Coach Never Walks	3.0 ASPs
Turner, Kevin	Coach Never Walks	3.0 ASPs
Woodard, Dave	Coach Never Walks	2.5 ASPs

HOW TO REACH US

Mail Scoresheets to: Jason Kilts - RDL Statistician
5005 Raintree Road, Durham, NC 27712

Email scoresheets: jdkilts@yahoo.com or jdkilts@gmail.com

Or text scoresheets: 919-423-5766 - and we also always recommend watching for confirmation of receipt!

New Member/Registration Fees:
Heather Bohanan, 206 Shoals Lane, Garner, NC 27529

Nomination and Election Ballots:
Andrew Borgna, 5111 Brooke Lauren Lane, Raleigh, NC 27616

Grievances/Complaints/Rules Suggestions:
Britt Phillips, 2112 Castle Pines Dr, Raleigh, NC 27604

All Other RDL Correspondence to:
(Just send whatever to Jason and he'll pass it along...)

2019 (& 2020) Board of Directors

<i>President</i>	Tim Mozzetti	919-649-1816
	email: tjmozz@gmail.com	
<i>Vice President</i>	Maridy Knight	919-417-7828
	email: maridy16@gmail.com	
<i>Secretary</i>	Andrew Borgna	919-889-2457
	email: akborgna@gmail.com	
<i>(interim) Treasurer</i>	<i>Memb. Director Heather Bohanan is presently also doing these duties...</i>	
<i>Membership</i>	Heather Bohanan	919-326-1956
	email: membership@raleighdartleague.org	
<i>Rules/Grievances</i>	Britt Phillips	919-210-7648
	email: brittt_p@yahoo.com	

League Statistician/Editor: Jason Kilts 919-423-5766
email: jdkilts@yahoo.com or jdkilts@gmail.com

"HOT DARTS" LISTING GUIDELINES

Here are the guidelines that will be used for the minimum number of all-star points each week for the "hot darts" page.

"A" Div. = 4.5 or more ASPs; "B" Div. = 4.0 or more ASPs
"C, D" Divisions = 3.5 or more ASPs
"E, F, G" Divs. = 3.0 or more ASPs; "H" = 2.5 or more ASPs

Also, we will list any fast games, high ins, high outs, or other amazing feats that you think warrant a little recognition (e.g., Ins & Outs higher than a Ton, 24-dart cricket games, 15-dart 301s, 24-dart 501s, Ton-70s and up, 5-Bulls+, etc.).

Extra note: it's also ok to call in "fast games" in each set, even if they don't necessarily meet the maximum dart counts above.

SEASON-LONG TROPHY DART MINIMUM GAMES PLAYED REQUIREMENTS

To be eligible for all-star point ave. & singles win %-age awards, you must play at least 66% of this season's projected games:

for Divisions "A" (except team A2), "B" and "D" (8 teams / division):

Singles win %-age: min. of 19 Singles Games Played
All-star pt. Average: min. of 37 Total Games Played
for team A2 (due to 1 forfeit received):
min. of 18 Singles Games Played, 35 Total Games Played

for Divs. "C", "E", "F", "G", and teams H6 & H7 (7 teams/div.):

Singles win %-age: min. of 16 Singles Games Played
All-star pt. Average: min. of 32 Total Games Played
for teams H1, H4 and H5 (due to 1 forfeit received):
min. of 15 Singles Games Played, 30 Total Games Played
for teams H2 and H3 (due to 2 forfeits received):
min. of 14 Singles Games Played, 27 Total Games Played

RDL WEBSITE - www.raleighdartleague.org

Webmaster: Matt Ridgway (of Irrelevant Elements)
contact him, if needed, at: meridgway84@gmail.com

CALENDAR OF EVENTS

Wed., Dec. 4 RDL Tournament Semifinals
Dec. 7&8 NCCDL/NCLC tournament weekend
NCCDL @Wilmington; NCLC @Wilmington

Wed., Dec. 11 RDL Tournament Finals

Sat., Dec. 14 Fall 2019 - Season Banquet, The Upper Deck

THU., Jan. 2 Spring 2020 - RDL registration, site TBD
(online registration should be available in the days immediately prior to the 2nd)

Mon., Jan. 6 RDL Board Meeting
Jan. 10-12 Fire on the Mountain (ADO) \$5500, Crown Plaza Asheville, 1 Resort Drive; info: Rob Walsh 828-318-4432, www.ashevilledarts.com

Wed., Jan. 15 Spring 2020 RDL Preseason Captains'
7:00-8:00 p.m. **Meeting:** The Upper Deck - mandatory

Wed., Jan. 22 Spring 2020 first night of match play

Sun., Feb. 2 likely the Upper Deck Super Bowl blind draw

Mon., Feb. 24 Spring 2020 - 5th week captains' mtg.; Upper Deck; 7:00-8:00 p.m. Deck; end of roster additions/replacements
this is also the night of the RDL Board mtg

Wed., Apr. 29, May 6 / 13 - RDL Divisional Tournaments

Sat., May 16 Spring 2020 - Season Banquet, site TBD

Other Local Weekly Leagues

Mondays *Wake Forest Area Dart League*, Wake Forest
Tuesdays *Bull City Dart League*, Durham
Thursdays *Triangle Dart League*, Chapel Hill

Weekly Blind Draws - Over the years, many blind draws have come and gone. If any of these folds or if any others start up, please let me know and I'll update this list. Thanks.
(these 2 are double elim., \$5 entry, bar matches the pot... & now they add an extra \$50 if there are 32+ players!)

Fri., 8 pm Upper Deck, 919-460-1786, 329 N.Harrison

Sun., 8 pm Upper Deck, 919-460-1786, 329 N.Harrison
(this one is \$5 entry, bar matches 150% if 16+ players!)

Fri., 8 pm Brown's, 919-878-9092, 5500 Atl. Springs Rd.
(these one is \$5 entry, bar matches 150% if 16+ players!)

Sat., 8 pm Sharky's Place, 919-783-5448, 5800 Duraleigh
(this one is double elm., \$5 entry, bar matches the pot!)

Mon., 8 pm Neighborhood, 919-377-2344, 301 N. Harrison
(this one is double elm., \$5 entry, bar matches the pot!)

Mon., 8 pm The Pickled Onion 2, 919-977-0031, 8511 Cantilever Way
(this one is free, with the winners receiving gift certificates)

Tue., 7 pm Jordan Lake Brewing, 320 E. Durham St., Cary
(this one is LADIES ONLY, and is held the second Thursday of each month - \$5 entry, bar matches the pot - if there are 7 or fewer players, the draw will be a singles tournament)

Thu., 7:30 pm Upper Deck, 919-460-1786, 329 N.Harrison

PENALTY LOG - All the penalties assessed this season.

Preseason captains' meeting (5 points): Death Throw (F, wk.1), Darty B's (H, wk.1).

Incomplete 1001 (16 points): Boom Baby (C, wk.6).

Removed from season due to 3 forfeits: Darty B's (H).

WHERE WE PLAY

American Legion Fuquay-Varina	919-557-5990
6400 Johnson Pond Road	Fuquay-Varina
-about 0.2 miles from Fuquay Elementary School	
The Big Easy	919-468-6007
231 Grande Heights Drive	Cary
-in the Harrison Pointe Shpg. Ctr., across from Papa John's	
Break Time Billiards	919-615-0107
6442 Tryon Road	Cary
-left of Lowe's Foods, at inter. w/ Cary Parkway	
Brewster's Pub	919-650-1270
1885 Lake Pine Drive	Cary
-next to La Cocina Mexican restaurant	
Brown's Billiards	919-878-9092
5500 Atlantic Springs Road	NE Raleigh
-off Spring Forest Rd., near Wake Forest Rd.	
Capital City Tavern	919-907-1121
112 Fayetteville Street	Raleigh
just south of West Morgan Street	
Champions Bars & More	919-655-5557
2109 Avent Ferry Road, #152	Raleigh
-in Mission Valley Shopping Center	
Chow Pizza Bar	919-841-4995
8311 Creedmoor Road	N. Raleigh
-behind McDonald's, next to Duck Donuts & Greek Fiesta	
Cleveland Draft House - Garner	919-771-2337
6101 NC Highway 42 West	Garner
-0.7 mile west of I-40 on NC Highway 42	
Compass Rose Brewery	919-875-5683
3201 Northside Drive #101	N. Raleigh
-take Gresham Lake fr. Capital Blvd, cross RR tracks then left	
Good Times Arcade and Tavern	919-307-3245
74 Son-Lan Parkway, Suite 108	Garner
-just past Pizza Inn, across from Hibachi & Company	
High Park Bar & Grille	919-833-4527
625 E. Whitaker Mill Road	Raleigh
-near intersection of Whitaker Mill & Wake Forest Rd.	
Hot Shots Billiards & Pub	919-460-6307
107 Edinburgh South Drive	Cary
-in MacGregor Village	
Locked & Loaded Bar & Grill	919-661-6688
305 McCormick Street	Garner
-behind the International House of Pancakes (IHOP)	
Lucky B's Around the Corner	919-833-1310
609 Tucker Street	Raleigh
-near inter. of Glenwood/Tucker, near Armadillo Grill	
Mac's Tavern	919-467-4114
1014 Ryan Road	Cary
-in Village Market Shopping Center	
The Neighborhood Sports Bar	919-377-2344
301 North Harrison Avenue	Cary
-in the space that was Train Station / Playtime Billiards	
Pantana's Pool Hall	919-833-2990
3112 Hillsborough Road	near NCSU
-between Daisy and Shepherd streets	
Pat Murnane's Irish Pub	919-562-5570
2101 South Main Street	Wake Forest
-right next to Euro Café	
The Pickled Onion #2	919-977-0031
8511 Cantilever Way	N. Raleigh
-off Glenwood, in plaza behind CarMax	
Proof Five Points	919-896-9444
1620 Glenwood Ave	Raleigh
-next to the Rialto Theater at the 'five points' intersection	
Rally Point Sport Grill	919-678-1088
1837 N. Harrison Ave.	Cary
-in the Sam's Club plaza near I-40, behind Wendy's	

**REMEMBER: RELOCATED TOURNAMENT MATCHES
WILL BE RULED TO BE DOUBLE FORFEITS!!!!**

TOURNAMENT RESULTS - *SEND ME YOUR SCORES!*

Captains, please don't forget to either email or text me your match scores after your tournament matches. You don't need to mail/fax/scan me your sheet, but do shoot me a message with who won and what the score was. Also, don't forget to include any perfect throws with your message too - your players will want their tournament awards as much as (or more than) their regular season awards. Finally, if anybody does anything really good, or if something especially interesting or funny happens, tell me about that stuff too.

TOURNAMENT PAIRINGS UPDATES

We don't have the VoiceMail system anymore, so I now simply send updated tournament brackets to the email list each week. Plus, I'll bet Matt will post it on the website.

**Start getting your team together for the Spring season now!!
Info. is listed on page 1, and will also be in the banquet Tons.**

TOURNAMENT DIDDLE RULE

For many years, the RDL has used the standard old ADO-style of diddling in best-2-of-3 matches: flip a coin, winner of the toss gets to choose diddle order in game 1, loser of game 1 gets to choose diddle order in game 2, and the loser of the toss gets to choose diddle order in game 3 if it's necessary.

**ONE LAST TIME - REMEMBER... TOURNAMENT
MATCHES START AT 7:00 P.M., NOT 8:00 P.M.!!!
(And a note on this one... teams are NOT allowed
until 8:15 to field four players. 7:15 is the deadline.)
(Believe it or not, teams have tried to use that...)**

PERPETUAL PLAQUES

Don't forget: RDL offers 'perpetual plaques' for all fast games, ins/outs, & perfect throws (as well team regular season wins, if you want). They're large boards that hold multiple plates. If you would like more details, or to include your name on the list for this style of award, contact VP Maridy Knight BY NOV. 24TH if you want one this season (unless your first award is a semis or finals perfect throw...). Her contact info is on page 4. [If you have already started a perpetual plaque, you don't have to 'sign up' again this season - you'll receive plates for your large plaque until it's full, whether you like it or not.]

**Don't forget that after the banquet, a couple of our host
establishments that hold regular blind draws will also hold
Wednesday night draws. Specifics will be in the banquet Tons.**

Scooters	919-954-2171
1911 Sego Court	N. Raleigh
-near Atlantic/Millbrook inter., behind Batteries Plus	
Sharky's Place	919-783-5448
5800 Duraleigh Road	NW Raleigh
-in the Yuppie Center near US 70 intersection	
Snooker's-RW	919-828-7665
3520 Wade Avenue	NW Raleigh
-in Ridgewood Shopping Center	
The Upper Deck	919-460-1786
329 N. Harrison Avenue	Cary
-near intersection. of N. Harrison & Highway 54	
Wingin' It Bar and Grille	919-762-0962
1625 N. Main Street	Fuquay-Varina
-just south of where 401, 55, and 42 come together	

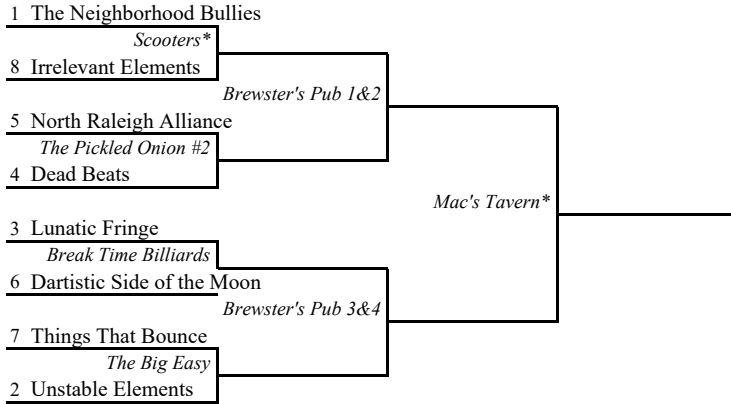
Printed below are the tournament brackets (with match locations) which we will be using this season. Please notify your team of possible match locations for your team's matches in the tournament. Host establishment phone numbers and addresses are on page 5. **REMEMBER: Tournament matches start at 7:00 p.m.**
 This is the only Tons that I will send during the tourney, but as with the first round matches, I will send updated pairings to the league email lists.
 [Note: Whenever an asterisk (*) is included, that means a third board may be available and the captains may agree to use it in order to shorten the match time.]
 [Note: (↺) No tournament seedings in any division are subject to flip, as all scoresheets from the entire season have already been received.]

FALL 2019 RDL DIVISIONAL TOURNAMENT SCHEDULE

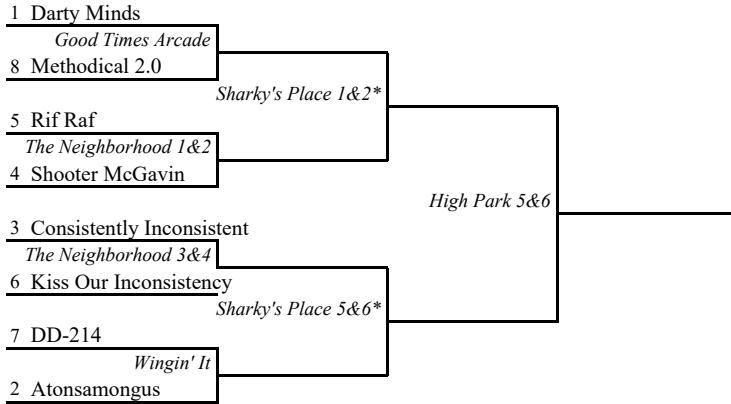
Quarterfinals (11/20)	Semifinals (12/4)	Finals (12/11)	WINNER
-----------------------	-------------------	----------------	---------------

Quarterfinals (11/20)	Semifinals (12/4)	Finals (12/11)	WINNER
-----------------------	-------------------	----------------	---------------

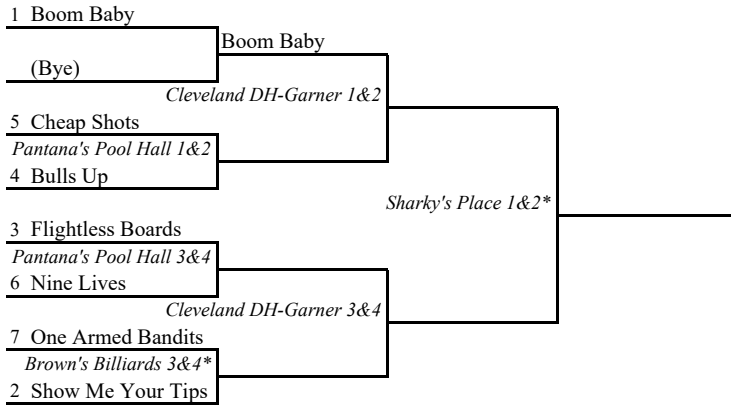
"A" Division



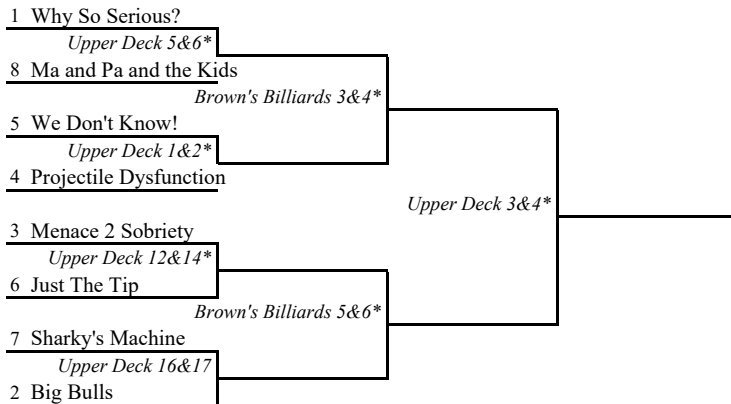
"B" Division



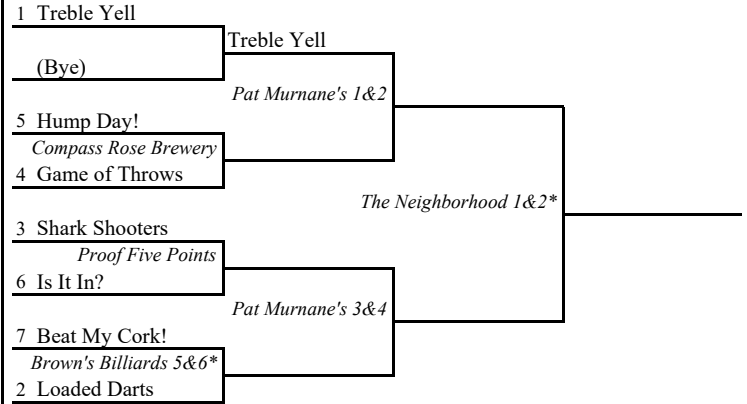
"C" Division



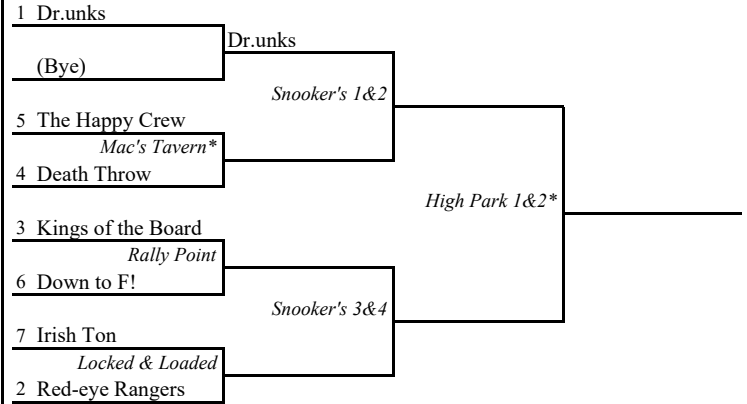
"D" Division



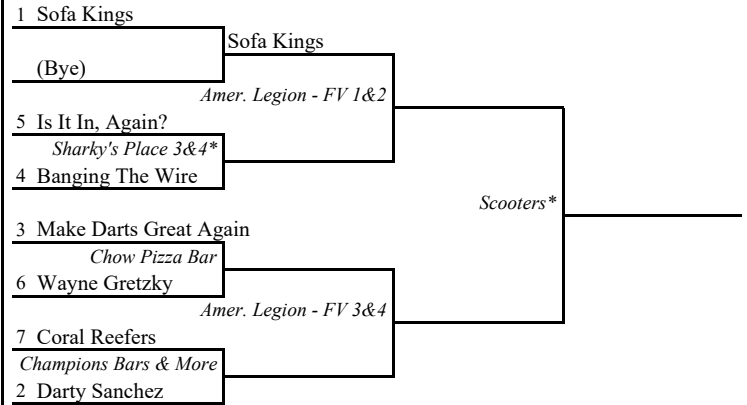
"E" Division



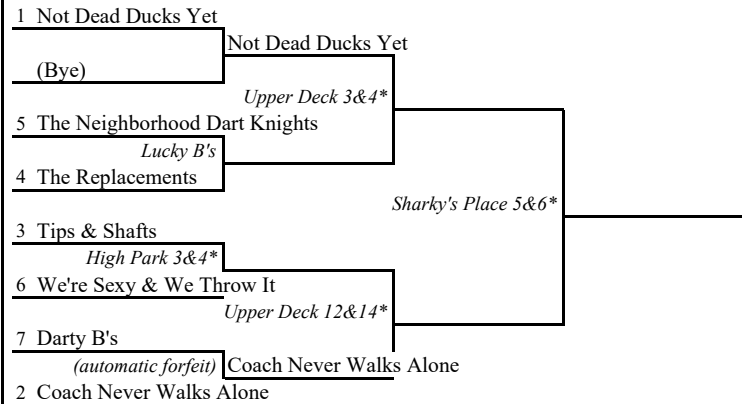
"F" Division



"G" Division



"H" Division



WHO DIDN'T PLAY? Seemingly almost nobody playing the sit-out card, but I guess we have at least one candidate...

Some seasons this is one of my favorite items - the one where I report which individual leaders sat out sets in the final week. Although we can never be certain of the reason that somebody sits out, I'm sure we all have our guesses, and knowing who to guess about is lots of fun.

Many recent seasons have had pretty diverse sit-out reasons and outcomes. From sitting out to avoid losing, to sitting out and costing yourself a shot at the minimum games, to being absent and losing out, to being absent and gaining from it, recent seasons have had most everything. And sadly (or maybe not!)... this season once again really has very little of that... There is still a tiny bit to talk about though, so we'll still get to it...

We actually had quite a few leaders not play in week 14, but if somebody is just

absent, then really they're kind of just absent (Greg Svede in E, Dylan Musil in G, Kevin Scott in H). And you certainly can't control when your team has a bye (Jason Zelinack in C, Shane Gouge in F). And you can't fault people who led but couldn't reach enough games (Misty Wilson in G). So we're kind of left with just one story...

Over in H division, P.J. Davis of the Neighborhood Dart Knights, who would gain nothing from winning two singles instead of one, sat out 301 for the first time since week 3 (and only his third singles sit all season). Randomly his turn? Possibly. :o)

Honestly, what's far more interesting to me is a case of *whodidn't* sit. Michelle Stacy (of Shark Shooters in E) locked up the ladies' singles Mug with a win in 301. But then she put it back at risk by stepping to the line again in SCKt! A loss there would have immediately taken the Mug from her. Unfazed, she won that game too.

Looking for the associated Hot Darts section? That is still back on page 3 this week, with this section and that section split apart at this point due to size.

DIVISIONAL TROPHY DART CATEGORIES

	<u>A division</u>	<u>B division</u>	<u>C division</u>	<u>D division</u>	<u>E division</u>	<u>F division</u>	<u>G division</u>	<u>H division</u>
High In (301 first turn only!!)	Ton-60 Tom Brown ...Elements (8/28) Michael Johnson ...Bullies (9/4) Dan Naylor ...Bullies (9/25)	Ton-60 (8/21/19) Brenda Whitley Kiss Our... Stevie Phillips Unstable Elements (twice - 9/25,10/16)	Ton-40 (9/11/19) Steve Holland Flightless Boards	Ton-24 (11/13/19) Steve Polenz Menace 2 Sobriety	Ton-12 (8/28/19) Jeff Rudy Game of Throws	Ton-48 (10/30/19) Jeff Russell Kings of the Board	Ton-15 (9/25/19) Dave Finney Wayne Gretzky	Ton-20 (10/9/19) Andrew Borgna Tips & Shafts
High Out (301/501/1001)	Ton-25 (8/21/19) Patrick Merkle Dartistic Side...	Ton-37 (8/14/19) Eric Klann Kiss Our...	Ton-36 (11/6/19) Matthew Coppel Nine Lives	Ton-29 (10/9/19) Mike Bumpass Why So Serious?	98 (8/14/19) Chris Montesi Game of Throws	Ton-01 (10/9/19) David Powell The Happy Crew	Ton-17 (10/16/19) Eric Trefzger Darty Sanchez	99 (10/9/19) Andrew Borgna Tips & Shafts
Fast Singles 301	8 darts (11/13/19) Dan Naylor Neighborhood Bullies	9 darts (8/21/19) Greg Gabry DD-214	11 darts Jim Peele Boom Baby (8/14) Ken Trefzger ...Bandits (8/21) Lee Powell Show Me... (9/18)	11 darts Chris Toolan Big Bulls (10/2) J.J. White Menace... (11/13) Joe Rigert, Sr. Show Me... (11/6)	13 darts (9/4/19) Greg Svede Shark Shooters	11 darts Shane Gouge Dr.unks (10/16) Nick Murdock Dr.unks (10/30)	11 darts (9/18/19) Josh Carroll Coral Reefers	14 darts (9/4/19) Ken McNamara We're Sexy and We Throw It
Fast Singles Cricket	14 darts (8/21/19) Robbie Phillips Unstable Elements	21 darts Kenny Persson Atons. (9/18) Keith Gibbs Atons. (10/9)	21 darts (10/16/19) John Mays Nine Lives	17 darts (9/4/19) Andrew Triggiano Why So Serious?	23 darts (10/2/19) Rob Yang Beat My Cork!	29 darts (9/4/19) Chris Gagner Down to F!	25 darts (10/16/19) Andy Bowen Banging The Wire	35 darts (11/6/19) Laurence Converse Not Dead Ducks Yet
Fast Doubles Cricket	20 darts Alex Spellman & P.J. Stewart ...Bullies (10/2) Joel Eason & Dave Gelberg ...Fringe (10/16) Adam Bakowski & Joel Eason ...Fringe (10/23)	21 darts (10/30/19) Billy Maccini & Sal Reitano Darty Minds Chad Massengill & Wil Tan ...Elements (10/30)	26 darts (9/11/19) Mikey Hindle & Bob James Cheap Shots	21 darts (9/4/19) Scott Fink & John Schaefer Sharky's Machine	56 darts (11/6/19) Taylor Caldwell & Michael Fleener Beat My Cork!	31 darts (10/23/19) Brian Bowser & Chris Robertson Irish Ton	34 darts (9/4/19) Dave Finney & Bryan Gaines Wayne Gretzky	26 darts (10/2/19) Steve Lalino & Somchai Samaluk Not Dead Ducks Yet
Fast Doubles 501	14 darts (10/30/19) Cody Lange & Mike Seward North Raleigh Alliance	17 darts (10/16/19) Ronnie Knott & Don Sautter Shooter McGavin	20 darts (10/23/19) Jimmy Arnold & Patrick Howsare Bulls Up	23 darts (11/13/19) Mike Cole & Lincoln Havens Why So Serious?	19 darts (10/23/19) Jay Dean & Hugh Vance Is It In?	26 darts (9/18/19) Mark Powell & Chuck Rouse Red-eye Rangers	23 darts Jeremy Art & Jason Patskoski Coral Reefers (9/4) Chris Collier & Mike Robinson ...Sanchez (10/16)	27 darts Bob Kuppler & Somchai Samaluk ...Ducks... (8/28) Laurence Converse & Tim Ellis ...Ducks... (11/6)

Perfect Throws

9-Marks	Keith Bouchard (Menace 2 Sobriety, 10/23)	Mike Seward (North R. Alliance, 8/28)	Robbie Phillips (...Elements, 10/30)
Stevie Phillips(5!) (Unstable Elements, 8/14, 9/4, 9/25, 10/30, 11/13)	Andy Bowen (Banging the Wire, 10/30)	Scott Stephenson (Methodical, 10/30)	Stevie Phillips (...Elements, 10/23)
Joe Work (3) (North Ral. Alliance, 8/21, 10/16, 11/6)	Michael Bracco (Rif Raf, 10/9)	P.J. Stewart (Neighbor. Bullies, 9/4)	Sal Reitano (Darty Minds, 8/28)
Kris Fischlein(2) (Dead Beats, 9/18, 10/23)	Chris Buck (Shark Shooters, 11/6)	J.J. White (Menace 2 Sobriety, 8/21)	Matt Ridgway (Irrelevant..., 11/13)
Kyle Gauthier (2) (Dead Beats, 9/11, 9/25)	Jay Dean (Is It In?, 9/4)		Joe Rigert, Sr. (Show Me..., 11/6)
Grey Jones (2) (Dead Beats, 8/14, 8/28)	Fon Denton (Dartistic Side / Moon, 10/16)	Ton-80s	Mike Seward (...Alliance, 10/30)
Mike O'Toole (2) (Bulls Up, 8/28, 9/16)	Greg Gabry (DD-214, 9/18)	Brad Adams (Just The Tip, 8/14)	Brian Smith (Projectile Dysf., 10/23)
Alex Spellman (2) (Neighbor. Bullies, 9/25, 10/23)	Jim Hunsberger (DD-214, 8/28)	John Carroll (Unstable Elements, 9/25)	Alex Spellman (Neigh. Bullies, 8/21)
J.J. Tant (2) (Projectile Dysfunction, 8/28, 9/11)	Lee Jeffreys (Boom Baby, 9/18)	Joey Gaglione (Boom Baby, 8/28)	Mike Steppe (Projectile Dysfun., 9/11)
Adam Bakowski (Lunatic Fringe, 10/30)	Jim Peele (Boom Baby, 9/18)	George Guenther (DD-214, 11/13)	Wil Tan (Unstable Elements, 10/16)
Darren Barrett (Sharky's Machine, 10/23)	Kenny Persson (Atonsamongus, 9/11)	C.J. Jobe (Darty Minds, 10/2)	Tisha Taylor (Kiss Our Incon., 8/21)
Tommy Beard (DD-214, 11/6)	Robbie Phillips (Unstable Elements, 11/6)	Tony Keller (Dead Beats, 8/28)	Joe Thomas (DD-214, 10/9)
Sean Bosier (Death Throw, 9/25)	Chris Robertson (Irish Ton, 10/23)	Bill Leonard (Why So Serious?, 10/23)	Jason Zelinack (Boom Baby, 10/16)
Kevin Bottomley (Darty Minds, 10/16)	John Schaefer (Sharky's Machine, 9/4)	Robert Long (Loaded Darts, 9/4)	
	Lee Scott (Atonsamongus, 10/30)	Randy Lueneburg (We Don't..., 9/11)	6-Bulls
		Charles Parker (Dead Beats, 10/30)	(none reported)

Fall 2019 RDL Top Singles Records (by division) (through end of season)

<u>"A" Division</u>				<u>"E" Division</u>							
		W	L	%-age		W	L	%-age			
1	Phillips, Stevie	A1/ Unstable Elements	27	1	0.964	1	Svede, Greg	E4/ Shark Shooters	16	4	0.800
2	Spellman, Alex	A2/ The Neighborhood Bullies	22	2	0.917	2	Heath, John	E5/ Treble Yell	19	5	0.792
3	Stewart, P.J.	A2/ The Neighborhood Bullies	18	2	0.900	3	Krestalude, Andy	E6/ Hump Day!	17	6	0.739
4	Gauthier, Kyle	A5/ Dead Beats	18	3	0.857	4	Long, Gary	E1/ Loaded Darts	16	6	0.727
5	Phillips, Robbie	A1/ Unstable Elements	22	4	0.846	5	Smelik, Pat	E3/ Game of Throws	18	7	0.720
6	Carroll, John	A1/ Unstable Elements	18	4	0.818	6	Whitley, Brian	E5/ Treble Yell	15	6	0.714
<u>"B" Division</u>				<u>"F" Division</u>							
		W	L	%-age		W	L	%-age			
1	Persson, Kenny	B1/ Atonsamongus	20	2	0.909	1	Suan, John	F3/ Kings of the Board	20	4	0.833
2	Dickenson, Joel	B2/ Darty Minds	24	4	0.857	2	Shearin, Phillip	F4/ The Happy Crew	19	5	0.792
	Foushee, Eugene	B2/ Darty Minds	18	3	0.857	3	Russell, Jeff	F3/ Kings of the Board	16	5	0.762
4	Massengill, Randy	B1/ Atonsamongus	23	4	0.852	4	Kirkpatrick, Scott	F1/ Red-eye Rangers	17	7	0.708
5	Gibbs, Keith	B1/ Atonsamongus	23	5	0.821	5	Powell, Zach	F1/ Red-eye Rangers	11	5	0.688
6	Jobe, C.J.	B2/ Darty Minds	18	5	0.783	6	Gouge, Shane	F7/ Dr.unks	13	6	0.684
<u>"C" Division</u>				<u>"G" Division</u>							
		W	L	%-age		W	L	%-age			
1	Bushman, Brad	C5/ Show Me Your Tips	17	1	0.944	1	Musil, Dylan	G4/ Is It In, Again?	19	1	0.950
2	Jeffreys, Lee	C7/ Boom Baby	21	3	0.875	2	Finney, Dave	G6/ Wayne Gretzky	20	4	0.833
3	Hall, Mike	C1/ Flightless Boards	14	5	0.737	3	Trefzger, Mike	G7/ Darty Sanchez	17	6	0.739
4	Powell, Lee	C5/ Show Me Your Tips	16	6	0.727	4	Keim, Roger	G1/ Sofa Kings	13	5	0.722
5	Peele, Jim	C7/ Boom Baby	17	7	0.708		Wojciechowski, Braden	G1/ Sofa Kings	13	5	0.722
6	(two tied)		15	7	0.682	6	Robinson, Mike	G7/ Darty Sanchez	15	6	0.714
<u>"D" Division</u>				<u>"H" Division</u>							
		W	L	%-age		W	L	%-age			
1	Cannizzaro, Anthony	D6/ Why So Serious?	18	3	0.857	1	Davis, P.J.	H4/ The Neighborhood Dart K	16	1	0.941
2	Cole, Mike	D6/ Why So Serious?	22	4	0.846	2	Hartley, Bryan	H6/ The Replacements	17	2	0.895
3	Stewart, Kevin	D5/ Big Bulls	22	5	0.815	3	Tompkins, Charles	H3/ Tips & Shafts	17	3	0.850
4	White, J.J.	D1/ Menace 2 Sobriety	23	6	0.793	4	Lalino, Steve	H1/ Not Dead Ducks Yet	16	4	0.800
5	Clark, Dan	D3/ Projectile Dysfunction	22	6	0.786	5	Kuppler, Bob	H1/ Not Dead Ducks Yet	17	5	0.773
6	Azevedo, Angelo	D4/ We Don't Know!	17	5	0.773	6	Samaluck, Somchai	H1/ Not Dead Ducks Yet	17	5	0.773

<u>Women's Records</u>					
		W	L	%-age	
<i>A</i>	Blackwelder, Deb	A7/ Irrelevant Elements	0	20	0.000
<i>B</i>	Preciado, Amanda	B6/ DD-214	14	7	0.667
<i>C</i>	Graves, Julie	C6/ Bulls Up	5	15	0.250
<i>D</i>	Kubel, Nicole	D4/ We Don't Know!	8	15	0.348

<u>(# of women by division: A-2, B-7, C-1, D-7, E-7, F-8, G-7, H-9)</u>					
		W	L	%-age	
<i>E</i>	Stacy, Michelle	E4/ Shark Shooters	10	9	0.526
<i>F</i>	Mathews, Olivia	F5/ Death Throw	14	10	0.583
<i>G</i>	Furdon, Jenny	G4/ Is It In, Again?	6	10	0.375
<i>H</i>	Bohanan, Heather	H5/ We're Sexy & We Throw	4	11	0.267

Fall 2019 RDL Top Doubles Records (by division) (through end of season)

<u>"A" Division</u>				<u>"E" Division</u>							
		W	L	%-age		W	L	%-age			
1	Gibson, Pat	A2/ The Neighborhood Bullies	19	3	0.864	1	Svede, Greg	E4/ Shark Shooters	18	2	0.900
2	Stewart, P.J.	A2/ The Neighborhood Bullies	17	3	0.850	2	Gardner, Mike	E1/ Loaded Darts	20	4	0.833
3	Spellman, Alex	A2/ The Neighborhood Bullies	20	4	0.833	3	Updyke, Gerald	E5/ Treble Yell	17	6	0.739
	Foushee, Kevin	A2/ The Neighborhood Bullies	15	3	0.833	4	Whitley, Brian	E5/ Treble Yell	16	6	0.727
5	Phillips, Robbie	A1/ Unstable Elements	21	5	0.808	5	Heath, John	E5/ Treble Yell	17	7	0.708
6	Carroll, John	A1/ Unstable Elements	18	5	0.783	6	Deemer, Randy	E6/ Hump Day!	12	6	0.667
<u>"B" Division</u>				<u>"F" Division</u>							
		W	L	%-age		W	L	%-age			
1	Persson, Kenny	B1/ Atonsamongus	19	1	0.950	1	Gouge, Shane	F7/ Dr.unks	18	6	0.750
2	Massengill, Randy	B1/ Atonsamongus	25	2	0.926		Willis, Tolson	F5/ Death Throw	15	5	0.750
3	Dickenson, Joel	B2/ Darty Minds	22	4	0.846	3	Johnson, Sean	F4/ The Happy Crew	17	6	0.739
4	Bottomley, Kevin	B2/ Darty Minds	20	4	0.833	4	Powell, Zach	F1/ Red-eye Rangers	11	5	0.688
5	Foushee, Eugene	B2/ Darty Minds	19	6	0.760	5	Raper, Jeromie	F1/ Red-eye Rangers	16	8	0.667
	Jobe, C.J.	B2/ Darty Minds	19	6	0.760	6	(two tied)	F3/ Kings of the Board	13	7	0.650
<u>"C" Division</u>				<u>"G" Division</u>							
		W	L	%-age		W	L	%-age			
1	Peele, Jim	C7/ Boom Baby	19	5	0.792	1	Keim, Roger	G1/ Sofa Kings	15	3	0.833
2	O'Toole, Mike	C6/ Bulls Up	17	5	0.773	2	Bozza, Doug	G1/ Sofa Kings	18	4	0.818
3	Zelinack, Jason	C7/ Boom Baby	16	5	0.762	3	Trefzger, Mike	G7/ Darty Sanchez	14	6	0.700
4	Wells, John	C1/ Flightless Boards	12	4	0.750	4	Robinson, Mike	G7/ Darty Sanchez	15	7	0.682
5	Porcelli, Robb	C4/ Nine Lives	14	5	0.737	5	Gaines, Bryan	G6/ Wayne Gretzky	12	6	0.667
	Raquet, Mike	C5/ Show Me Your Tips	14	5	0.737		Port, Brian	G2/ Make Darts Great Again	12	6	0.667
<u>"D" Division</u>				<u>"H" Division</u>							
		W	L	%-age		W	L	%-age			
1	Cole, Mike	D6/ Why So Serious?	24	2	0.923	1	Woodard, Dave	H2/ Coach Never Walks Alone	17	4	0.810
2	Rice, Teddy	D6/ Why So Serious?	20	2	0.909	2	Davis, P.J.	H4/ The Neighborhood Dart K	13	4	0.765
3	Tant, J.J.	D3/ Projectile Dysfunction	21	7	0.750	3	Tompkins, Charles	H3/ Tips & Shafts	15	5	0.750
4	Azevedo, Angelo	D4/ We Don't Know!	15	7	0.682		Turner, Kevin	H2/ Coach Never Walks Alone	15	5	0.750
5	Bumpass, Mike	D6/ Why So Serious?	17	8	0.680	5	Jones, Nick	H6/ The Replacements	11	5	0.688
6	Cannizzaro, Anthony	D6/ Why So Serious?	15	8	0.652	6	Carawon, Harris	H1/ Not Dead Ducks Yet	12	6	0.667

<u>Women's Records</u>					
		W	L	%-age	
<i>A</i>	Blackwelder, Deb	A7/ Irrelevant Elements	2	20	0.091
<i>B</i>	Phillips, Julie	B4/ Kiss Our Inconsistency	10	10	0.500
<i>C</i>	Graves, Julie	C6/ Bulls Up	8	11	0.421
<i>D</i>	Bathurst, Alyssa	D8/ Ma and Pa and the Kids	12	9	0.571

<u>(# of women by division: A-2, B-7, C-1, D-7, E-7, F-8, G-7, H-9)</u>					
		W	L	%-age	
<i>E</i>	Caldwell, Taylor	E2/ Beat My Cork!	7	15	0.318
<i>F</i>	Mathews, Olivia	F5/ Death Throw	11	14	0.440
<i>G</i>	Wilson, Misty	G6/ Wayne Gretzky	6	10	0.375
<i>H</i>	McNamara, Karen	H5/ We're Sexy & We Throw	4	14	0.222

Fall 2019 RDL Top Singles+Doubles Records (by division) (through end of season)

"A" Division				"E" Division							
		W	L	%-age		W	L	%-age			
1	Spellman, Alex	A2/ The Neighborhood Bullies	42	6	0.875	1	Svede, Greg	E4/ Shark Shooters	34	6	0.850
	Stewart, P.J.	A2/ The Neighborhood Bullies	35	5	0.875	2	Heath, John	E5/ Treble Yell	36	12	0.750
3	Phillips, Stevie	A1/ Unstable Elements	47	9	0.839	3	Whitley, Brian	E5/ Treble Yell	31	12	0.721
4	Phillips, Robbie	A1/ Unstable Elements	43	9	0.827	4	Gardner, Mike	E1/ Loaded Darts	33	14	0.702
5	Gibson, Pat	A2/ The Neighborhood Bullies	36	8	0.818	5	Deemer, Randy	E6/ Hump Day!	25	12	0.676
6	Carroll, John	A1/ Unstable Elements	36	9	0.800	6	Rudy, Jeff	E3/ Game of Throws	28	15	0.651
"B" Division				"F" Division							
		W	L	%-age		W	L	%-age			
1	Persson, Kenny	B1/ Atonsamongus	39	3	0.929	1	Jones, Dustin	F7/ Dr.unks	24	8	0.750
2	Massengill, Randy	B1/ Atonsamongus	48	6	0.889	2	Gouge, Shane	F7/ Dr.unks	31	12	0.721
3	Dickenson, Joel	B2/ Darty Minds	46	8	0.852	3	Russell, Jeff	F3/ Kings of the Board	29	12	0.707
4	Foushee, Eugene	B2/ Darty Minds	37	9	0.804	4	Powell, Zach	F1/ Red-eye Rangers	22	10	0.688
5	Gibbs, Keith	B1/ Atonsamongus	44	12	0.786	5	Davis, Luc	F3/ Kings of the Board	23	11	0.676
6	Jobe, C.J.	B2/ Darty Minds	37	11	0.771	6	Suan, John	F3/ Kings of the Board	31	16	0.660
"C" Division				"G" Division							
		W	L	%-age		W	L	%-age			
1	Bushman, Brad	C5/ Show Me Your Tips	29	7	0.806	1	Keim, Roger	G1/ Sofa Kings	28	8	0.778
2	Jeffreys, Lee	C7/ Boom Baby	37	11	0.771	2	Musil, Dylan	G4/ Is It In, Again?	30	10	0.750
3	Peele, Jim	C7/ Boom Baby	36	12	0.750	3	Finney, Dave	G6/ Wayne Gretzky	35	13	0.729
4	O'Toole, Mike	C6/ Bulls Up	32	12	0.727	4	Trefzger, Mike	G7/ Darty Sanchez	31	12	0.721
5	Zelinack, Jason	C7/ Boom Baby	26	12	0.684	5	Bozza, Doug	G1/ Sofa Kings	31	13	0.705
6	Gaglione, Joey	C7/ Boom Baby	34	16	0.680	6	Robinson, Mike	G7/ Darty Sanchez	30	13	0.698
"D" Division				"H" Division							
		W	L	%-age		W	L	%-age			
1	Cole, Mike	D6/ Why So Serious?	46	6	0.885	1	Davis, P.J.	H4/ The Neighborhood Dart K	29	5	0.853
2	Rice, Teddy	D6/ Why So Serious?	36	9	0.800	2	Tompkins, Charles	H3/ Tips & Shafts	32	8	0.800
3	Cannizzaro, Anthony	D6/ Why So Serious?	33	11	0.750	3	Hartley, Bryan	H6/ The Replacements	32	10	0.762
4	Azevedo, Angelo	D4/ We Don't Know!	32	12	0.727	4	Samaluck, Somchai	H1/ Not Dead Ducks Yet	31	13	0.705
5	Stewart, Kevin	D5/ Big Bulls	39	15	0.722	5	Wilson, Matthew	H3/ Tips & Shafts	28	12	0.700
6	White, J.J.	D1/ Menace 2 Sobriety	40	17	0.702	6	Turner, Kevin	H2/ Coach Never Walks Alone	27	12	0.692

Women's Records					
		W	L	%-age	
<i>B/A</i>	Blackwelder, Deb	A7/ Irrelevant Elements	2	40	0.048
<i>B/B</i>	Preciado, Amanda	B6/ DD-214	24	19	0.558
<i>C</i>	Graves, Julie	C6/ Bulls Up	13	26	0.333
<i>D</i>	Bathurst, Alyssa	D8/ Ma and Pa and the Kids	17	22	0.436

(# of women by division: A-2, B-7, C-1, D-7, E-7, F-8, G-7, H-9)					
		W	L	%-age	
<i>E</i>	Stacy, Michelle	E4/ Shark Shooters	15	19	0.441
<i>F</i>	Mathews, Olivia	F5/ Death Throw	25	24	0.510
<i>G</i>	Clement, Dawn	G6/ Wayne Gretzky	8	25	0.242
<i>H</i>	McNamara, Karen	H5/ We're Sexy & We Throw	9	22	0.290

Fall 2019 RDL Top All-Star Point Averages (by division) (through end of season)

"A" Division				"E" Division							
		ASP	TGP	Ave.		ASP	TGP	Ave.			
1	Phillips, Robbie	A1/ Unstable Elements	118.0	52	2.269	1	Svede, Greg	E4/ Shark Shooters	45.5	40	1.138
2	Gibson, Pat	A2/ The Neighborhood Bullies	95.5	44	2.170	2	Deemer, Randy	E6/ Hump Day!	29.5	37	0.797
3	Phillips, Stevie	A1/ Unstable Elements	112.5	56	2.009	3	Heath, John	E5/ Treble Yell	37.0	48	0.771
4	Spellman, Alex	A2/ The Neighborhood Bullies	79.5	48	1.656	4	Rudy, Jeff	E3/ Game of Throws	29.0	43	0.674
5	Tan, Wil	A1/ Unstable Elements	79.0	48	1.646	5	Vance, Hugh	E7/ Is It In?	32.0	48	0.667
6	Gauthier, Kyle	A5/ Dead Beats	67.0	42	1.595	6	McEwen, William	E6/ Hump Day!	24.0	40	0.600
"B" Division				"F" Division							
		ASP	TGP	Ave.		ASP	TGP	Ave.			
1	Persson, Kenny	B1/ Atonsamongus	55.0	42	1.310	1	Gouge, Shane	F7/ Dr.unks	50.5	43	1.174
2	Dickenson, Joel	B2/ Darty Minds	57.5	54	1.065	2	Powell, Zach	F1/ Red-eye Rangers	26.0	32	0.813
3	McNamara, Tim	B7/ Consistently Inconsistent	47.5	48	0.990	3	Knight, Romuald	F3/ Kings of the Board	24.5	38	0.645
4	Little, Clint	B1/ Atonsamongus	35.5	39	0.910	4	Ball, Pat	F3/ Kings of the Board	23.0	36	0.639
5	Jobe, C.J.	B2/ Darty Minds	41.5	48	0.865	5	Raper, Jeromie	F1/ Red-eye Rangers	29.0	48	0.604
6	(two tied)		36.5	44	0.830	6	Blake, Rick	F2/ Down to F!	21.0	37	0.568
"C" Division				"G" Division							
		ASP	TGP	Ave.		ASP	TGP	Ave.			
1	Zelinack, Jason	C7/ Boom Baby	55.0	38	1.447	1	Musil, Dylan	G4/ Is It In, Again?	35.0	40	0.875
2	Peele, Jim	C7/ Boom Baby	50.5	48	1.052	2	Finney, Dave	G6/ Wayne Gretzky	38.5	48	0.802
3	Rigert, Joe, Sr.	C5/ Show Me Your Tips	46.0	44	1.045	3	Bowen, Andy	G5/ Banging The Wire	27.0	37	0.730
4	Powell, Lee	C5/ Show Me Your Tips	42.0	41	1.024	4	Trefzger, Eric	G7/ Darty Sanchez	27.5	42	0.655
5	Jeffreys, Lee	C7/ Boom Baby	46.5	48	0.969	5	Wissinger, Wes	G2/ Make Darts Great Again	24.0	44	0.545
6	Hall, Mike	C1/ Flightless Boards	33.0	37	0.892	6	Budd, Shawn	G2/ Make Darts Great Again	17.5	33	0.530
"D" Division				"H" Division							
		ASP	TGP	Ave.		ASP	TGP	Ave.			
1	Cole, Mike	D6/ Why So Serious?	43.0	52	0.827	1	Davis, P.J.	H4/ The Neighborhood Dart K	23.5	34	0.691
2	White, J.J.	D1/ Menace 2 Sobriety	46.5	57	0.816	2	Samaluck, Somchai	H1/ Not Dead Ducks Yet	26.0	44	0.591
3	Azevedo, Angelo	D4/ We Don't Know!	33.5	44	0.761	3	Thomas, Tony	H4/ The Neighborhood Dart K	18.5	35	0.529
4	Lueneburg, Randy	D4/ We Don't Know!	31.0	41	0.756	4	Hartley, Bryan	H6/ The Replacements	20.0	42	0.476
5	Bumpass, Mike	D6/ Why So Serious?	36.5	51	0.716	5	McNamara, Ken	H5/ We're Sexy & We Throw	19.0	44	0.432
6	Rice, Teddy	D6/ Why So Serious?	31.5	45	0.700	6	Converse, Laurence	H1/ Not Dead Ducks Yet	14.0	33	0.424

Women's Records					
		ASP	TGP	Ave.	
<i>B/A</i>	Blackwelder, Deb	A7/ Irrelevant Elements	7.0	42	0.167
<i>B/B</i>	Preciado, Amanda	B6/ DD-214	28.0	43	0.651
<i>C</i>	Graves, Julie	C6/ Bulls Up	6.0	39	0.154
<i>D</i>	Bathurst, Alyssa	D8/ Ma and Pa and the Kids	19.5	39	0.500

(# of women by division: A-2, B-7, C-1, D-7, E-7, F-8, G-7, H-9)					
		ASP	TGP	Ave.	
<i>E</i>	Stacy, Michelle	E4/ Shark Shooters	13.0	34	0.382
<i>F</i>	Mathews, Olivia	F5/ Death Throw	25.0	49	0.510
<i>G</i>	Clement, Dawn	G6/ Wayne Gretzky	2.0	33	0.061
<i>H</i>	Bohanan, Heather	H5/ We're Sexy & We Throw	7.0	31	0.226

	Singles	301	Singles	Cricket	Singles	Record	Singles Win %-age	Doubles	Cricket	Doubles	501	Doubles	Record	Doubles Win %-age	Sngls + Dbls	Record	Sngls + Dbls Win %-age	Tiebreaker Ws	Tiebreaker Ls	All-Star Points	Games Played	All-Star Point Average	Matches played
A1/ Unstable Elements	54	30	70	14	124	44	0.738	34	8	27	15	61	23	0.726	246	90	0.732	0	0	527.5	336	1.570	
A 10 Kilts, Jason	0	1	1	1	1	2	0.333	3	0	0	1	3	1	0.750	4	3	0.571	0	0	3.0	7	0.429	4
A 11 Brown, Tom	4	2	6	1	10	3	0.769	5	1	3	0	8	1	0.889	18	4	0.818	0	0	26.0	22	1.182	7
A 12 Carroll, John	8	3	10	1	18	4	0.818	9	3	9	2	18	5	0.783	36	9	0.800	0	0	70.5	45	1.567	12
A 13 Jacobi, Paul	0	3	0	0	0	3	0.000	1	0	0	2	1	2	0.333	1	5	0.167	0	0	0.0	6	0.000	4
A 14 Beeson, Robb	2	4	6	3	8	7	0.533	7	2	3	6	10	8	0.556	18	15	0.545	0	0	29.5	33	0.894	10
A 15 Massengill, Chad	5	8	10	2	15	10	0.600	9	2	9	5	18	7	0.720	33	17	0.660	0	0	72.5	50	1.450	14
A 16 Phillips, Robbie	10	3	12	1	22	4	0.846	11	2	10	3	21	5	0.808	43	9	0.827	0	0	118.0	52	2.269	13
A 17 Phillips, Stevie	14	0	13	1	27	1	0.964	12	2	8	6	20	8	0.714	47	9	0.839	0	0	112.5	56	2.009	14
A 18 Smith, Allen	2	3	2	1	4	4	0.500	4	0	4	1	8	1	0.889	12	5	0.706	0	0	16.5	17	0.971	5
A 19 Tan, Wil	9	3	10	3	19	6	0.760	7	4	8	4	15	8	0.652	34	14	0.708	0	0	79.0	48	1.646	13
A2/ The Neighborhood Bullies	53	25	61	17	114	42	0.731	34	5	27	12	61	17	0.782	236	76	0.756	7	0	456.0	312	1.462	
A 20 Cusher, Dean	1	1	2	2	3	3	0.500	7	1	4	4	11	5	0.688	14	8	0.636	1	0	28.5	22	1.295	9
A 21 Elder, Craig	2	2	2	2	4	4	0.500	3	1	1	3	4	4	0.500	8	8	0.500	0	0	26.0	16	1.625	4
A 22 Foushee, Kevin	6	6	8	1	14	7	0.667	8	1	7	2	15	3	0.833	29	10	0.744	1	0	41.0	39	1.051	13
A 23 Gibson, Pat	7	4	10	1	17	5	0.773	11	0	8	3	19	3	0.864	36	8	0.818	1	0	95.5	44	2.170	11
A 24 Johnson, Michael	7	5	6	3	13	8	0.619	9	2	6	4	15	6	0.714	28	14	0.667	1	0	49.0	42	1.167	13
A 25 Spellman, Alex	11	1	11	1	22	2	0.917	11	1	9	3	20	4	0.833	42	6	0.875	1	0	79.5	48	1.656	12
A 26 Stewart, Pete	2	3	5	4	7	7	0.500	2	1	5	1	7	2	0.778	14	9	0.609	1	0	12.0	23	0.522	10
A 27 Stewart, P.J.	9	1	9	1	18	2	0.900	9	1	8	2	17	3	0.850	35	5	0.875	1	0	45.5	40	1.138	10
A 28 Naylor, Dan	6	1	7	0	13	1	0.929	6	1	6	1	12	2	0.857	25	3	0.893	0	0	71.0	28	2.536	7
A 29 Stankevich, Scott	2	1	1	2	3	3	0.500	2	1	0	1	2	2	0.500	5	5	0.500	0	0	8.0	10	0.800	4
A3/ North Raleigh Alliance	42	42	40	44	82	86	0.488	21	21	24	18	45	39	0.536	172	164	0.512	0	7	289.0	336	0.860	
A 30 Huffman, David	7	6	6	7	13	13	0.500	7	6	7	6	14	12	0.538	27	25	0.519	0	1	42.5	52	0.817	13
A 31 Kerr, Jim	5	2	2	5	7	7	0.500	3	5	4	4	7	9	0.438	14	16	0.467	0	1	26.0	30	0.867	8
A 32 Krasnow, Dave	0	1	0	1	0	2	0.000	0	1	1	0	1	1	0.500	1	3	0.250	0	0	1.0	4	0.250	1
A 33 Lange, Cody	7	7	5	9	12	16	0.429	7	8	10	6	17	14	0.548	29	30	0.492	0	1	37.0	59	0.627	14
A 34 Seward, Mike	7	6	7	5	14	11	0.560	7	5	8	4	15	9	0.625	29	20	0.592	0	1	51.5	49	1.051	12
A 35 Tanner, Dave	5	7	3	9	8	16	0.333	4	5	5	5	9	10	0.474	17	26	0.395	0	1	13.5	43	0.314	12
A 36 Wilcenski, Steve	4	7	8	3	12	10	0.545	7	5	6	5	13	10	0.565	25	20	0.556	0	1	57.0	45	1.267	12
A 37 Work, Joe	7	6	9	5	16	11	0.593	7	7	7	6	14	13	0.519	30	24	0.556	0	1	60.5	54	1.120	13
A4/ Lunatic Fringe	51	33	44	40	95	73	0.565	24	18	25	17	49	35	0.583	193	143	0.574	0	0	333.0	336	0.991	
A 40 Eason, Joel	8	4	5	6	13	10	0.565	9	4	7	4	16	8	0.667	29	18	0.617	0	0	52.5	47	1.117	13
A 41 Mitchell, Sid	10	4	10	4	20	8	0.714	9	5	9	5	18	10	0.643	38	18	0.679	0	0	60.0	56	1.071	14
A 42 Mozzetti, Tim "Tex"	8	3	4	7	12	10	0.545	5	6	9	2	14	8	0.636	26	18	0.591	0	0	48.5	44	1.102	11
A 43 Lane, Tim	2	2	2	2	4	4	0.500	1	1	1	0	2	1	0.667	6	5	0.545	0	0	3.5	11	0.318	5
A 44 Gelberg, Dave	5	6	7	4	12	10	0.545	7	4	4	7	11	11	0.500	23	21	0.523	0	0	51.0	44	1.159	11
A 45 Bakowski, Adam	2	3	5	3	7	6	0.538	5	4	5	5	10	9	0.526	17	15	0.531	0	0	33.5	32	1.047	10
A 46 Zawrotniak, Joe	8	6	4	9	12	15	0.444	4	7	9	4	13	11	0.542	25	26	0.490	0	0	31.5	51	0.618	14
A 47 Terry, Bob	8	5	7	5	15	10	0.600	8	5	6	5	14	10	0.583	29	20	0.592	0	0	51.0	49	1.041	13
A 48 Hamilton, Billy	0	0	0	0	0	0	---	0	0	0	2	0	2	0.000	0	2	0.000	0	0	1.5	2	0.750	2
A5/ Dead Beats	39	45	46	38	85	83	0.506	20	22	24	18	44	40	0.524	173	163	0.515	0	6	316.5	336	0.942	
A 50 Parker, Charles	5	7	2	7	7	14	0.333	5	4	6	5	11	9	0.550	18	23	0.439	0	1	28.5	41	0.695	13
A 51 Lloyd, Billy	3	3	4	3	7	6	0.538	2	5	3	2	5	7	0.417	12	13	0.480	0	1	21.5	25	0.860	7
A 52 Reygers, Jeff	1	4	6	3	7	7	0.500	4	7	3	3	7	10	0.412	14	17	0.452	0	0	38.0	31	1.226	11
A 53 Fischlein, Kris	3	10	6	4	9	14	0.391	2	4	7	5	9	9	0.500	18	23	0.439	0	1	20.0	41	0.488	13
A 54 Keller, Tony	4	4	8	4	12	8	0.600	7	5	7	5	14	10	0.583	26	18	0.591	0	1	31.0	44	0.705	12
A 55 Wilcox, Randy	4	5	2	5	6	10	0.375	2	5	4	3	6	8	0.429	12	18	0.400	0	0	28.5	30	0.950	9
A 56 Jones, Grey	8	6	9	5	17	11	0.607	8	6	8	4	16	10	0.615	33	21	0.611	0	1	62.5	54	1.157	14
A 57 Gauthier, Kyle	9	1	9	2	18	3	0.857	8	3	5	5	13	8	0.619	31	11	0.738	0	0	67.0	42	1.595	11
A 58 Anderson, Ryan	2	5	0	5	2	10	0.167	2	5	5	4	7	9	0.438	9	19	0.321	0	1	19.5	28	0.696	9
A6/ Dartistic Side of the Moon	32	52	32	52	64	104	0.381	15	27	20	22	35	49	0.417	134	202	0.399	11	0	272.5	336	0.811	
A 60 Denton, Fon	2	14	4	11	6	25	0.194	4	10	9	7	13	17	0.433	19	42	0.311	2	0	28.5	61	0.467	14
A 61 Bennett, Will	7	7	8	6	15	13	0.536	7	7	9	5	16	12	0.571	31	25	0.554	2	0	70.5	56	1.259	14
A 62 Healy, Simon	1	0	0	1	1	1	0.500	1	0	0	1	1	1	0.500	2	2	0.500	0	0	2.5	4	0.625	1
A 63 Beaudoin, Paul	3	10	3	9	6	19	0.240	5	9	5	7	10	16	0.385	16	35	0.314	2	0	28.0	51	0.549	12
A 64 Merkle, Patrick	6	8	6	9	12	17	0.414	6	9	7	8	13	17	0.433	25	34	0.424	2	0	49.0	59	0.831	14
A 65 Joyal, Paul	2	2	2	2	4	4	0.500	1	3	1	3	2	6	0.250	6	10	0.375	0	0	11.0	16	0.688	4
A 66 Crites, Randy	6	4	2	7	8	11	0.421	1	8	2	7	3	15	0.167	11	26	0.297	2	0	19.5	37	0.527	9
A 67 Minty, Ross	5	7	7	7	12	14	0.462	5	8	7	6	12	14	0.462	24	28	0.462	1	0	63.5	52	1.221	13
A7/ Irrelevant Elements	25	59	16	68	41	127	0.244	5	37	3	39	8	76	0.095	57	279	0.170	0	5	117.0	336	0.348	
A 70 Ridgway, Matt	6	7	5	9	11	16	0.407	2	12	1	12	3	24	0.111	14	40	0.259	0	1	24.0	54	0.444	14
A 71 Limerick, Jeremy	6	3	3	6	9	9	0.500	3	5	0	6	3	11	0.214	12	20	0.375	0	1	21.0	32	0.656	9
A 72 Blackwelder, Deb	0	11	0	9	0	20	0.000	1	9	1	11	2	20	0.091	2	40	0.048	0	0	7.0	42	0.167	12
A 73 Balint, Joey	2	9	2	5	4	14	0.222	0	7	1	9	1	16	0.059	5	30	0.143	0	0	11.5	35	0.329	12
A 74 Gardner, Kenn	1	5	3	8	4	13	0.235	2	8	1	7	3	15	0.167	7	28	0.200	0	0	14.5	35	0.414	11
A 75 O'Neal, Chris	3	5	0	9	3	14	0.176	0	8	0	8	0	16	0.000	3	30	0.091	0	1	9.5	33	0.288	9
A 76 Fournier, Jeff	3																						

	Singles		Singles		Singles		Singles Win		Doubles		Doubles		Doubles Win		Sngls + Dbls		Sngls + Dbls		Tiebreaker Ws		Tiebreaker Ls		All-Star		Games Played		All-Star Point		Matches	
	301		Cricket		Record	%-age	Cricket		501		Record	%-age	Record	%-age	Record	Win %-age					Points		Average	Played	Average	Played				
B1/ Atonsamogus	61	23	57	27	118	50	0.702	28	14	33	9	61	23	0.726	240	96	0.714	0	6	262.5	336	0.781								
B 10 Bunn, Tim	7	6	5	7	12	13	0.480	7	6	10	4	17	10	0.630	29	23	0.558	0	1	30.5	52	0.587	14							
B 11 Persson, Kenny	9	2	11	0	20	2	0.909	9	1	10	0	19	1	0.950	39	3	0.929	0	0	55.0	42	1.310	11							
B 12 Little, Clint	6	3	7	3	13	6	0.684	5	4	7	4	12	8	0.600	25	14	0.641	0	1	35.5	39	0.910	11							
B 13 Coe, Jason	6	4	7	3	13	7	0.650	8	4	6	4	14	8	0.636	27	15	0.643	0	1	30.0	42	0.714	12							
B 14 Massengill, Randy	11	2	12	2	23	4	0.852	12	2	13	0	25	2	0.926	48	6	0.889	0	1	37.0	54	0.685	14							
B 15 Scott, Lee	10	4	4	9	14	13	0.519	5	7	9	3	14	10	0.583	28	23	0.549	0	1	31.0	51	0.608	14							
B 16 Gibbs, Keith	12	2	11	3	23	5	0.821	10	4	11	3	21	7	0.750	44	12	0.786	0	1	43.5	56	0.777	14							
B2/ Darty Minds	55	29	66	18	121	47	0.720	35	7	25	17	60	24	0.714	241	95	0.717	6	0	231.0	336	0.688								
B 20 Foushee, Eugene	6	2	12	1	18	3	0.857	11	2	8	4	19	6	0.760	37	9	0.804	1	0	25.0	46	0.543	13							
B 21 Reitano, Sal	10	2	8	4	18	6	0.750	10	2	5	8	15	10	0.600	33	16	0.673	1	0	33.0	49	0.673	13							
B 22 Maccini, Billy	3	1	1	1	4	2	0.667	3	1	2	0	5	1	0.833	9	3	0.750	0	0	8.5	12	0.708	4							
B 23 Jobe, C.J.	6	3	12	2	18	5	0.783	12	2	7	4	19	6	0.760	37	11	0.771	1	0	41.5	48	0.865	14							
B 24 Hudson, Dallas	2	6	7	3	9	9	0.500	6	3	3	4	9	7	0.563	18	16	0.529	1	0	20.0	34	0.588	10							
B 25 Martin, Pat	8	3	1	2	9	5	0.643	3	0	5	5	8	5	0.615	17	10	0.630	0	0	9.0	27	0.333	11							
B 26 Bottomley, Kevin	8	5	10	3	18	8	0.692	11	1	9	3	20	4	0.833	38	12	0.760	1	0	29.0	50	0.580	13							
B 27 Wright, Tyler	1	4	2	1	3	5	0.375	2	2	1	3	3	5	0.375	6	10	0.375	0	0	7.5	16	0.469	5							
B 28 Dickenson, Joel	11	3	13	1	24	4	0.857	12	1	10	3	22	4	0.846	46	8	0.852	1	0	57.5	54	1.065	14							
B3/ Rif Raf	36	48	39	45	75	93	0.446	17	25	17	25	34	50	0.405	143	193	0.426	6	8	168.5	336	0.501								
B 30 Gaertner, Brian	2	9	2	3	4	12	0.250	2	6	4	8	6	14	0.300	10	26	0.278	1	1	11.5	36	0.319	14							
B 31 St. Clair, Matt	3	11	1	8	4	19	0.174	1	7	5	7	6	14	0.300	10	33	0.233	1	1	15.0	43	0.349	13							
B 32 Jur, Jess	4	2	5	4	9	6	0.600	5	4	3	5	8	9	0.471	17	15	0.531	1	0	22.0	32	0.688	9							
B 33 Horger, Dennis	4	5	5	6	9	11	0.450	4	9	6	5	10	14	0.417	19	25	0.432	1	1	22.0	44	0.500	13							
B 34 Martin, David	8	3	9	2	17	5	0.773	3	5	5	6	8	11	0.421	25	16	0.610	0	1	25.0	41	0.610	11							
B 35 Bradford, David	1	3	3	5	4	8	0.333	2	5	1	2	3	7	0.300	7	15	0.318	1	1	9.0	22	0.409	9							
B 36 Bracco, Michael	6	4	8	4	14	8	0.636	7	5	3	7	10	12	0.455	24	20	0.545	0	1	36.5	44	0.830	12							
B 37 Diamond, Paddy	3	3	3	6	6	9	0.400	2	4	2	4	4	8	0.333	10	17	0.370	0	1	9.5	27	0.352	10							
B 38 Byrne, Matt	5	8	3	7	8	15	0.348	8	5	5	6	13	11	0.542	21	26	0.447	1	1	18.0	47	0.383	14							
B4/ Kiss Our Inconsistency	35	49	39	45	74	94	0.440	17	25	18	24	35	49	0.417	144	192	0.429	7	6	185.5	336	0.552								
B 40 Phillips, Julie	3	9	8	4	11	13	0.458	4	5	6	5	10	10	0.500	21	23	0.477	1	1	14.5	44	0.330	12							
B 41 Ellis, E.J.	4	7	3	7	7	14	0.333	5	5	5	8	10	13	0.435	17	27	0.386	1	1	17.5	44	0.398	14							
B 42 Klann, Eric	1	3	4	2	5	5	0.500	3	3	1	5	4	8	0.333	9	13	0.409	0	0	26.0	22	1.182	6							
B 43 Taylor, Tisha	0	3	0	2	0	5	0.000	0	3	0	2	0	5	0.000	0	10	0.000	0	0	5.0	10	0.500	3							
B 44 Merritt, Kate	3	5	2	6	5	11	0.313	4	2	4	6	8	8	0.500	13	19	0.406	1	1	10.5	32	0.328	11							
B 45 Gibson, Whitney	6	6	5	7	11	13	0.458	2	10	7	2	9	12	0.429	20	25	0.444	1	1	22.0	45	0.489	13							
B 46 Bowman, Merrill	6	8	6	4	12	12	0.500	4	9	4	8	8	17	0.320	20	29	0.408	1	1	23.5	49	0.480	14							
B 47 Jones, Jim	6	4	3	8	9	12	0.429	6	5	6	4	12	9	0.571	21	21	0.500	1	1	26.5	42	0.631	14							
B 48 Watson, Jeff, Jr.	1	1	2	3	3	4	0.429	3	3	1	3	4	6	0.400	7	10	0.412	0	0	17.0	17	1.000	6							
B 49 Whitley, Brenda	5	3	6	2	11	5	0.688	3	5	2	5	5	10	0.333	16	15	0.516	1	0	23.0	31	0.742	8							
B5/ Shooter McGavin	33	51	26	58	59	109	0.351	19	23	24	18	43	41	0.512	145	191	0.432	0	12	139.0	336	0.414								
B 50 Sautter, Scott	4	3	8	6	12	9	0.571	5	9	11	3	16	12	0.571	28	21	0.571	0	2	27.5	49	0.561	14							
B 51 Sautter, Don	6	7	2	10	8	17	0.320	6	6	7	6	13	12	0.520	21	29	0.420	0	2	23.0	50	0.460	13							
B 52 Knott, Ronnie	9	5	7	7	16	12	0.571	7	6	7	7	14	13	0.519	30	25	0.545	0	2	24.0	55	0.436	14							
B 53 Knott, Ryan	3	11	2	5	5	16	0.238	5	9	8	5	13	14	0.481	18	30	0.375	0	2	14.5	48	0.302	14							
B 54 Schon, Chris	1	11	1	12	2	23	0.080	3	5	8	6	11	11	0.500	13	34	0.277	0	2	11.5	47	0.245	14							
B 55 Howard, Brian	8	4	5	7	13	11	0.542	9	3	5	7	14	10	0.583	27	21	0.563	0	2	28.0	48	0.583	12							
B 56 Demler, John	2	10	1	11	3	21	0.125	3	8	2	2	5	10	0.333	8	31	0.205	0	0	10.5	39	0.269	12							
B6/ DD-214	32	52	38	46	70	98	0.417	20	22	16	26	36	48	0.429	142	194	0.423	6	6	172.5	336	0.513								
B 60 Hunsberger, Jim	4	9	4	8	8	17	0.320	4	9	4	8	8	17	0.320	16	34	0.320	1	1	18.5	50	0.370	14							
B 61 Guenther, George	3	8	4	7	7	15	0.318	4	5	2	6	6	11	0.353	13	26	0.333	0	1	22.0	39	0.564	11							
B 62 Gabry, Greg	2	8	1	7	3	15	0.167	2	6	4	7	6	13	0.316	9	28	0.243	1	0	15.0	37	0.405	11							
B 63 Brody, Kevin	4	5	3	7	7	12	0.368	5	6	4	5	9	11	0.450	16	23	0.410	1	1	8.0	39	0.205	11							
B 64 Thomas, Joe	6	6	5	8	11	14	0.440	8	5	5	9	13	14	0.481	24	28	0.462	1	1	27.0	52	0.519	13							
B 65 Preciado, Amanda "Stitch"	6	4	8	3	14	7	0.667	6	5	4	7	10	12	0.455	24	19	0.558	1	1	28.0	43	0.651	11							
B 66 Beaird, Tommy	5	6	8	3	13	9	0.591	8	3	5	6	13	9	0.591	26	18	0.591	0	1	36.5	44	0.830	11							
B 67 Goss, Matt	0	0	0	0	0	0	---	0	0	0	0	0	0	---	0	0	---	0	0	0.0	0	---	0							
B 68 Long, Stephen	2	6	5	3	7	9	0.438	3	5	4	4	7	9	0.438	14	18	0.438	1	0	17.5	32	0.547	8							
B7/ Consistently Inconsistent	48	36	36	48	84	84	0.500	22	20	17	25	39	45	0.464	162	174	0.482	15	0	169.0	336	0.503								
B 70 Bass, Joe	5	2	3	5	8	7	0.533	3	6	2	6	5	12	0.294	13	19	0.406	2	0	13.5	32	0.422	12							
B 71 Grubb, Ed	7	3	5	3	12	6	0.667	6	5	3	4	9	9	0.500	21	15	0.583	1	0	17.0	36	0.472	11							
B 72 McNamara, Tim	10	2	9	4	19	6	0.760	9	4	6	4	15	8	0.652	34	14	0.708	2	0	47.5	48	0.990	13							
B 73 Schmaus, Darren	8	6	5	7	13	13	0.500	5	7	5	8	10	15	0.400	23	28	0.451	2	0	20.0	51	0.392	14							
B 74 Ehrmann, Rob	4	4	1	7	5	11	0.313	3	5	5	3	8	8	0.500	13	19	0.406	2	0	15.5	32	0.484	11							
B 75 Munsell, Jonathan	1	5	1	1	2	6	0.250	2	2	1	4	3	6	0.333	5	12	0.294	1	0	2.5	17	0.147	7							
B 76 Martin, Chris	1	1	0	1	1	2	0.333	0	0	1	1	1	1	0.500	2	3	0.400	0	0	1.0	5	0.200	4							
B 77 Jeffcoat, Doug	6	5	5	6	11	11	0.500	7	3	4	4	11	7	0.611	22	18	0.													

	Singles 301		Singles Cricket		Singles Record		Singles Win %-age	Doubles Cricket		Doubles 501		Doubles Record		Doubles Win %-age	Sngls + Dbls Record		Sngls + Dbls Win %-age	Tiebreaker Ws		Tiebreaker Ls		All-Star Points	Games Played	All-Star Point Average	Matches Played
C1/ Flightless Boards	34	38	37	35	71	73	0.493	21	15	21	15	42	30	0.583	155	133	0.538	7	0	174.0	288	0.604			
C 10 Holland, Steve	8	3	7	5	15	8	0.652	8	4	7	3	15	7	0.682	30	15	0.667	1	0	26.0	45	0.578	12		
C 11 Sellers, Mark	5	4	4	6	9	10	0.474	5	5	5	4	10	9	0.526	19	19	0.500	1	0	22.0	38	0.579	10		
C 12 Murdaugh, John	7	5	8	4	15	9	0.625	5	7	8	4	13	11	0.542	28	20	0.583	1	0	34.0	48	0.708	12		
C 13 Hall, Mike	6	4	8	1	14	5	0.737	6	3	5	4	11	7	0.611	25	12	0.676	1	0	33.0	37	0.892	10		
C 14 Wells, John	4	4	3	4	7	8	0.467	7	1	5	3	12	4	0.750	19	12	0.613	0	0	21.0	31	0.677	8		
C 15 Crumpler, Greg	1	6	3	7	4	13	0.235	2	7	4	4	6	11	0.353	10	24	0.294	1	0	12.5	34	0.368	12		
C 16 Ridenour, Ron	1	5	0	6	1	11	0.083	4	2	4	3	8	5	0.615	9	16	0.360	1	0	9.5	25	0.380	9		
C 17 Rodgers, Trey	2	3	4	2	6	5	0.545	5	1	2	4	7	5	0.583	13	10	0.565	1	0	15.0	23	0.652	6		
C 18 Jones, Jeff	0	4	0	0	0	4	0.000	0	0	2	1	2	1	0.667	2	5	0.286	0	0	1.0	7	0.143	4		
C2/ One Armed Bandits	28	44	24	48	52	92	0.361	6	30	14	22	20	52	0.278	92	196	0.319	0	0	125.0	288	0.434			
C 20 Kiser, Lyman	0	4	0	4	0	8	0.000	0	4	3	5	3	9	0.250	3	17	0.150	0	0	4.5	20	0.225	8		
C 21 Richardson, Shane	5	4	6	3	11	7	0.611	0	9	3	5	3	14	0.176	14	21	0.400	0	0	20.0	35	0.571	9		
C 22 White, Jim	4	7	4	7	8	14	0.364	4	7	4	4	8	11	0.421	16	25	0.390	0	0	22.0	41	0.537	11		
C 23 Hughes, Lord	4	4	0	6	4	10	0.286	1	6	1	6	2	12	0.143	6	22	0.214	0	0	10.0	28	0.357	8		
C 24 Hansen, Josh	1	9	1	6	2	15	0.118	2	6	5	4	7	10	0.412	9	25	0.265	0	0	12.0	34	0.353	10		
C 25 Lewis, Dave	0	4	0	6	0	10	0.000	0	4	1	6	1	10	0.091	1	20	0.048	0	0	3.0	21	0.143	7		
C 26 Murphy, Phil	6	4	7	3	13	7	0.650	1	9	4	5	5	14	0.263	18	21	0.462	0	0	17.5	39	0.449	10		
C 27 Trefzger, Ken	8	4	6	6	14	10	0.583	2	10	6	4	8	14	0.364	22	24	0.478	0	0	29.0	46	0.630	12		
C 28 McNair, Mike	0	4	0	7	0	11	0.000	2	5	1	5	3	10	0.231	3	21	0.125	0	0	7.0	24	0.292	8		
C3/ Cheap Shots	34	38	27	45	61	83	0.424	15	21	13	23	28	44	0.389	117	171	0.406	0	0	130.0	288	0.451			
C 30 Buckman, Dave	3	4	3	9	6	13	0.316	2	8	3	7	5	15	0.250	11	28	0.282	0	0	15.5	39	0.397	12		
C 31 Burney, Gary	3	8	0	2	3	10	0.231	0	2	2	5	2	7	0.222	5	17	0.227	0	0	2.5	22	0.114	11		
C 32 Hindle, Mikey	5	5	7	3	12	8	0.600	6	4	3	8	9	12	0.429	21	20	0.512	0	0	31.0	41	0.756	10		
C 33 Hall, Josh	9	3	7	5	16	8	0.667	7	6	6	6	13	12	0.520	29	20	0.592	0	0	35.0	49	0.714	12		
C 34 Witz, Steve	7	4	4	5	11	9	0.550	8	3	4	7	12	10	0.545	23	19	0.548	0	0	20.0	42	0.476	11		
C 35 James, Bob	5	5	4	6	9	11	0.450	6	3	4	6	10	9	0.526	19	20	0.487	0	0	17.5	39	0.449	10		
C 36 Murdock, Jim	0	5	1	9	1	14	0.067	1	8	1	4	2	12	0.143	3	26	0.103	0	0	4.0	29	0.138	11		
C 37 Bemis, Matt	2	4	1	6	3	10	0.231	0	8	3	3	3	11	0.214	6	21	0.222	0	0	4.5	27	0.167	8		
C4/ Nine Lives	30	42	34	38	64	80	0.444	19	17	14	22	33	39	0.458	130	158	0.451	0	0	135.0	288	0.469			
C 40 Romanchek, David	4	8	6	5	10	13	0.435	7	4	5	7	12	11	0.522	22	24	0.478	0	0	20.0	46	0.435	11		
C 41 Smith, Butch	3	8	4	5	7	13	0.350	5	6	1	9	6	15	0.286	13	28	0.317	0	0	11.5	41	0.280	9		
C 42 Copple, Matthew	7	5	7	6	14	11	0.560	8	3	6	7	14	10	0.583	28	21	0.571	0	0	28.5	49	0.582	12		
C 43 Mays, John	8	3	6	7	14	10	0.583	6	7	5	9	11	16	0.407	25	26	0.490	0	0	23.5	51	0.461	12		
C 44 Marsden, James	2	4	1	4	3	8	0.273	0	4	0	4	0	8	0.000	3	16	0.158	0	0	6.0	19	0.316	4		
C 45 Gibson, Jack	3	3	4	2	7	5	0.583	5	3	2	5	7	8	0.467	14	13	0.519	0	0	10.0	27	0.370	7		
C 46 Keever, David	0	4	1	4	1	8	0.111	0	4	2	1	2	5	0.286	3	13	0.188	0	0	6.0	16	0.375	5		
C 47 Porcelli, Robb	3	7	5	5	8	12	0.400	7	3	7	2	14	5	0.737	22	17	0.564	0	0	29.5	39	0.756	9		
C5/ Show Me Your Tips	44	28	46	26	90	54	0.625	23	13	17	19	40	32	0.556	170	118	0.590	0	6	192.5	288	0.668			
C 50 Powell, Lee	8	3	8	3	16	6	0.727	5	5	4	5	9	10	0.474	25	16	0.610	0	1	42.0	41	1.024	11		
C 51 Bialaszewski, Rich	7	2	5	5	12	7	0.632	4	5	4	4	8	9	0.471	20	16	0.556	0	1	16.5	36	0.458	11		
C 52 Bushman, Brad	9	0	8	1	17	1	0.944	7	2	5	4	12	6	0.667	29	7	0.806	0	0	27.5	36	0.764	9		
C 53 Raquet, Mike	5	4	6	4	11	8	0.579	7	3	7	2	14	5	0.737	25	13	0.658	0	1	27.0	38	0.711	10		
C 54 Halthcock, Lee	2	3	5	1	7	4	0.636	3	3	4	3	7	6	0.538	14	10	0.583	0	1	7.5	24	0.313	7		
C 55 Blake, Terry	4	7	6	6	10	13	0.435	9	4	3	9	12	13	0.480	22	26	0.458	0	1	17.5	48	0.365	12		
C 56 Rigert, Joe, Sr.	7	4	8	3	15	7	0.682	9	2	5	6	14	8	0.636	29	15	0.659	0	1	46.0	44	1.045	11		
C 57 Mitchell, Austin	2	5	0	3	2	8	0.200	2	2	2	5	4	7	0.364	6	15	0.286	0	0	8.5	21	0.405	7		
C6/ Bulls Up	34	38	38	34	72	72	0.500	17	19	24	12	41	31	0.569	154	134	0.535	0	0	135.0	288	0.469			
C 60 Butterworth, Dan	1	10	6	6	7	16	0.304	4	9	7	3	11	12	0.478	18	28	0.391	0	0	11.0	46	0.239	12		
C 61 Butterworth, Jim	4	8	8	5	12	13	0.480	9	3	8	4	17	7	0.708	29	20	0.592	0	0	42.5	49	0.867	12		
C 62 Frederick, Karl	7	3	6	4	13	7	0.650	6	4	6	4	12	8	0.600	25	15	0.625	0	0	17.5	40	0.438	10		
C 63 O'Toole, Mike	7	4	8	3	15	7	0.682	7	4	10	1	17	5	0.773	32	12	0.727	0	0	25.5	44	0.580	11		
C 64 Graves, Julie	3	7	2	8	5	15	0.250	2	6	6	5	8	11	0.421	13	26	0.333	0	0	6.0	39	0.154	10		
C 65 Arnold, Jimmy	4	3	2	3	6	6	0.500	2	4	2	4	4	8	0.333	10	14	0.417	0	0	10.5	24	0.438	6		
C 66 Robertson, Phil	0	1	0	0	0	1	0.000	0	1	0	1	0	2	0.000	0	3	0.000	0	0	0.0	3	0.000	1		
C 67 Howsare, Patrick	8	2	6	5	14	7	0.667	4	7	9	2	13	9	0.591	27	16	0.628	0	0	22.0	43	0.512	11		
C7/ Boom Baby	48	24	46	26	94	50	0.653	25	11	23	13	48	24	0.667	190	98	0.660	7	7	246.5	288	0.856			
C 70 Zelinack, Jason	4	4	6	3	10	7	0.588	10	1	6	4	16	5	0.762	26	12	0.684	1	1	55.0	38	1.447	11		
C 71 Gaglione, Joey	7	5	8	4	15	9	0.625	10	3	9	4	19	7	0.731	34	16	0.680	1	1	39.0	50	0.780	12		
C 72 Peele, Jim	9	3	8	4	17	7	0.708	11	1	8	4	19	5	0.792	36	12	0.750	1	1	50.5	48	1.052	12		
C 73 Jeffreys, Lee	10	2	11	1	21	3	0.875	8	4	8	4	16	8	0.667	37	11	0.771	1	1	46.5	48	0.969	12		
C 74 Turner, Michael	7	3	5	4	12	7	0.632	2	6	5	4	7	10	0.412	19	17	0.528	1	1	19.5	36	0.542	10		
C 75 Crowe, Jason	3	3	3	3	6	6	0.500	4	2	4	1	8	3	0.727	14	9	0.609	1	1	15.0	23	0.652	7		
C 76 Frederickson, David "Butt	8	4	5	7	13	11	0.542	5	5	6	5	11	10	0.524	24	21	0.533	1	1	21.0	45	0.467	12		

		Singles	301	Singles	Criquet	Singles	Record	Singles Win %-age	Doubles	Criquet	Doubles	501	Doubles	Record	Doubles Win %-age	Sngls + Dbls	Record	Sngls + Dbls Win %-age	Tiebreaker Ws	Tiebreaker Ls	All-Star Points	Games Played	All-Star Point Average	Matches Played
D1/ Menace 2 Sobriety		42	42	42	42	84	84	0.500	22	20	23	19	45	39	0.536	174	162	0.518	6	12	149.5	336	0.445	
D 10	Johnson, Dave	10	4	9	5	19	9	0.679	5	9	8	5	13	14	0.481	32	23	0.582	1	2	25.5	55	0.464	14
D 11	Bouchard, Keith	2	11	6	7	8	18	0.308	8	3	6	7	14	10	0.583	22	28	0.440	0	2	26.5	50	0.530	13
D 12	White, J.J.	12	3	11	3	23	6	0.793	9	5	8	6	17	11	0.607	40	17	0.702	1	2	46.5	57	0.816	14
D 13	McCartney, Eric	4	3	4	9	8	12	0.400	7	6	6	5	13	11	0.542	21	23	0.477	1	1	8.5	44	0.193	13
D 14	Staley, Shawn	3	6	0	4	3	10	0.231	2	3	5	4	7	7	0.500	10	17	0.370	1	1	3.0	27	0.111	9
D 15	Polenz, Steve	3	9	6	6	9	15	0.375	8	5	5	6	13	11	0.542	22	26	0.458	1	2	22.0	48	0.458	13
D 16	Kareiva, Keith	0	0	0	0	0	0	---	0	0	0	0	0	0	---	0	0	---	0	0	0.0	0	---	0
D 17	Price, Brady	4	2	4	2	8	4	0.667	2	4	3	2	5	6	0.455	13	10	0.565	0	1	9.5	23	0.413	6
D 18	Rogers, Spencer	4	4	2	6	6	10	0.375	3	5	5	3	8	8	0.500	14	18	0.438	1	1	8.0	32	0.250	9
D2/ Sharky's Machine		45	39	41	43	86	82	0.512	19	23	19	23	38	46	0.452	162	174	0.482	0	6	118.0	336	0.351	
D 20	Bateman, Jimmy	8	3	8	3	16	6	0.727	3	6	3	7	6	13	0.316	22	19	0.537	0	1	15.0	41	0.366	11
D 21	Allison, Frank	1	4	3	3	4	7	0.364	3	2	2	4	5	6	0.455	9	13	0.409	0	0	5.0	22	0.227	6
D 22	Fink, Scott	6	4	2	8	8	12	0.400	4	7	5	5	9	12	0.429	17	24	0.415	0	0	10.0	41	0.244	10
D 23	Borgia, Pete	9	7	6	9	15	16	0.484	8	7	8	7	16	14	0.533	31	30	0.508	0	1	22.5	61	0.369	14
D 24	Barrett, Darren	8	5	3	9	11	14	0.440	7	6	6	5	13	11	0.542	24	25	0.490	0	1	16.5	49	0.337	12
D 25	Schaefer, Dan	3	4	5	2	8	6	0.571	4	3	3	4	7	7	0.500	15	13	0.536	0	1	10.5	28	0.375	8
D 26	Kruger, Lonny	2	7	4	6	6	13	0.316	4	7	5	7	9	14	0.391	15	27	0.357	0	1	11.5	42	0.274	11
D 27	Schaefer, John	8	5	10	3	18	8	0.692	5	8	6	7	11	15	0.423	29	23	0.558	0	1	27.0	52	0.519	12
D3/ Projectile Dysfunction		44	40	48	36	92	76	0.548	21	21	23	19	44	40	0.524	180	156	0.536	0	0	176.5	336	0.525	
D 30	Peterson, Chris	5	10	11	3	16	13	0.552	7	7	7	6	14	13	0.519	30	26	0.536	0	0	33.5	56	0.598	14
D 31	Smith, Brian	8	5	8	5	16	10	0.615	7	6	7	5	14	11	0.560	30	21	0.588	0	0	35.0	51	0.686	13
D 32	Steppe, Mike	5	7	5	9	10	16	0.385	5	9	8	6	13	15	0.464	23	31	0.426	0	0	29.0	54	0.537	14
D 33	Raymond, Ryan	4	4	4	8	8	12	0.400	2	9	3	4	5	13	0.278	13	25	0.342	0	0	10.5	38	0.276	12
D 34	Tant, J.J.	7	6	10	4	17	10	0.630	11	3	10	4	21	7	0.750	38	17	0.691	0	0	30.0	55	0.545	14
D 35	Clark, Dan	12	2	10	4	22	6	0.786	9	5	8	6	17	11	0.607	39	17	0.696	0	0	34.5	56	0.616	14
D 36	Talley, Gray	3	6	0	3	3	9	0.250	1	3	3	7	4	10	0.286	7	19	0.269	0	0	4.0	26	0.154	11
D4/ We Don't Know!		36	48	39	45	75	93	0.446	22	20	20	22	42	42	0.500	159	177	0.473	14	7	158.5	336	0.472	
D 40	Cotton, Barbara	3	4	0	4	3	8	0.273	0	5	3	2	3	7	0.300	6	15	0.286	2	1	5.5	21	0.262	12
D 41	Kubel, Nicole	4	9	4	6	8	15	0.348	1	10	7	5	8	15	0.348	16	30	0.348	2	1	16.5	46	0.359	14
D 42	Kubel, Tom "Q-Ball"	0	4	1	3	1	7	0.125	4	0	3	1	7	1	0.875	8	8	0.500	0	0	5.0	16	0.313	6
D 43	Roberts, Mike	7	6	4	9	11	15	0.423	9	5	5	6	14	11	0.560	25	26	0.490	2	1	14.5	51	0.284	14
D 44	Cruze, Michael	0	3	1	1	1	4	0.200	1	0	2	1	3	1	0.750	4	5	0.444	0	0	1.5	9	0.167	4
D 45	Tufflaro, Lou	6	6	7	4	13	10	0.565	6	5	4	7	10	12	0.455	23	22	0.511	2	0	24.0	45	0.533	12
D 46	Azevedo, Angelo	8	3	9	2	17	5	0.773	8	3	7	4	15	7	0.682	32	12	0.727	1	1	33.5	44	0.761	11
D 47	Lueneburg, Randy	2	7	7	4	9	11	0.450	8	2	5	6	13	8	0.619	22	19	0.537	2	1	31.0	41	0.756	11
D 48	Olsen, Kevin	3	4	1	6	4	10	0.286	1	5	3	4	4	9	0.308	8	19	0.296	1	1	9.0	27	0.333	10
D 49	Blackwelder, Allyson	3	2	5	6	8	8	0.500	6	5	1	8	7	13	0.350	15	21	0.417	2	1	18.0	36	0.500	11
D5/ Big Bulls		44	40	48	36	92	76	0.548	20	22	23	19	43	41	0.512	178	158	0.530	6	7	136.5	336	0.406	
D 50	Toolan, Chris	8	6	10	3	18	9	0.667	6	7	9	3	15	10	0.600	33	19	0.635	1	1	29.0	52	0.558	14
D 51	Reinert, Kevin	4	6	3	3	7	9	0.438	2	9	3	7	5	16	0.238	12	25	0.324	0	1	9.0	37	0.243	11
D 52	Fitzgerald, Dennis	4	6	6	6	10	12	0.455	5	7	6	7	11	14	0.440	21	26	0.447	1	1	20.0	47	0.426	13
D 53	Talton, Chris	4	4	2	7	6	11	0.353	1	5	3	6	4	11	0.267	10	22	0.313	1	1	3.5	32	0.109	9
D 54	Irby, Jason	2	2	2	2	4	4	0.500	2	2	2	2	4	4	0.500	8	8	0.500	0	0	10.5	16	0.656	4
D 55	Stewart, Kevin	10	4	12	1	22	5	0.815	8	6	9	4	17	10	0.630	39	15	0.722	1	1	30.0	54	0.556	14
D 56	Golub, Gregg	7	3	2	8	9	11	0.450	4	3	2	5	6	8	0.429	15	19	0.441	1	1	4.5	34	0.132	10
D 57	Flanagan, Stephen	1	5	7	1	8	6	0.571	6	2	6	2	12	4	0.750	20	10	0.667	0	0	14.0	30	0.467	8
D 58	McWhorter, Mike	4	4	4	5	8	9	0.471	6	3	6	2	12	5	0.706	20	14	0.588	1	1	16.0	34	0.471	9
D6/ Why So Serious?		60	24	57	27	117	51	0.696	31	11	32	10	63	21	0.750	243	93	0.723	0	0	213.0	336	0.634	
D 60	Cannizzaro, Anthony	9	0	9	3	18	3	0.857	8	4	7	4	15	8	0.652	33	11	0.750	0	0	30.0	44	0.682	13
D 61	Cannizzaro, Tyler	4	2	2	1	6	3	0.667	2	3	6	0	8	3	0.727	14	6	0.700	0	0	5.0	20	0.250	7
D 62	Havens, Lincoln	9	5	7	4	16	9	0.640	8	5	7	4	15	9	0.625	31	18	0.633	0	0	30.0	49	0.612	14
D 63	Bumpass, Mike	8	4	9	5	17	9	0.654	10	3	7	5	17	8	0.680	34	17	0.667	0	0	36.5	51	0.716	13
D 64	Cole, Mike	11	2	11	2	22	4	0.846	12	1	12	1	24	2	0.923	46	6	0.885	0	0	43.0	52	0.827	13
D 65	Rice, Teddy	8	4	8	3	16	7	0.696	10	1	10	1	20	2	0.909	36	9	0.800	0	0	31.5	45	0.700	11
D 66	Leonard, Bill	2	2	5	1	7	3	0.700	1	2	4	0	5	2	0.714	12	5	0.706	0	0	8.0	17	0.471	6
D 67	Triggiano, Andrew	3	3	6	3	9	6	0.600	7	3	5	3	12	6	0.667	21	12	0.636	0	0	23.5	33	0.712	10
D 68	Havens, Matt	0	0	0	0	0	0	---	0	0	0	0	0	0	---	0	0	---	0	0	0.0	0	---	0
D 69	Blanchard, Jeff	6	2	0	5	6	7	0.462	4	0	6	2	10	2	0.833	16	9	0.640	0	0	5.5	25	0.220	8
D7/ Just The Tip		43	41	40	44	83	85	0.494	22	20	16	26	38	46	0.452	159	177	0.473	9	0	118.0	336	0.351	
D 70	Cashin, Jeff	4	3	9	2	13	5	0.722	5	6	5	6	10	12	0.455	23	17	0.575	1	0	22.5	40	0.563	11
D 71	Stuckey, Rob	5	5	9	3	14	8	0.636	11	1	3	9	14	10	0.583	28	18	0.609	1	0	14.0	46	0.304	12
D 72	Adams, Brad	4	4	7	5	11	9	0.550	9	3	5	6	14	9	0.609	25	18	0.581	1	0	25.5	43	0.593	12
D 73	Stokes, Eric	3	4	3	6	6	10	0.375	3	3	2	7	5	10	0.333	11	20	0.355	0	0	10.5	31	0.339	9
D 74	Palmisano, Andrew	5	5	7	5	12	10	0.545	5	7	4	7	9	14	0.391	21	24	0.467	1	0	18.0	45	0.400	12
D 75	Champion, Steve	9																						

	Singles	301	Singles	Cricket	Singles	Record	Singles Win %-age	Doubles	Cricket	Doubles	501	Doubles	Record	Doubles Win %-age	Sngls + Dbls	Record	Sngls + Dbls Win %age	Tiebreaker Ws	Tiebreaker Ls	All-Star Points	Games Played	All-Star Point Average	Matches Played
E1/ Loaded Darts	36	36	46	26	82	62	0.569	20	16	20	16	40	32	0.556	162	126	0.563	0	6	116.0	288	0.403	
E 10 Long, Gary	6	5	10	1	16	6	0.727	7	4	2	4	9	8	0.529	25	14	0.641	0	1	16.5	39	0.423	11
E 11 Knight, Tim	2	1	0	3	2	4	0.333	1	2	0	3	1	5	0.167	3	9	0.250	0	0	1.0	12	0.083	3
E 12 Gardner, Mike	4	8	9	2	13	10	0.565	10	2	10	2	20	4	0.833	33	14	0.702	0	1	18.5	47	0.394	12
E 13 Williams, Denny	7	4	8	3	15	7	0.682	4	6	5	6	9	12	0.429	24	19	0.558	0	1	18.5	43	0.430	11
E 14 Morin, Deane "Dino"	3	7	6	4	9	11	0.450	4	8	6	6	10	14	0.417	19	25	0.432	0	1	10.5	44	0.239	12
E 15 Long, Robert	2	6	4	5	6	11	0.353	6	3	6	4	12	7	0.632	18	18	0.500	0	0	15.0	36	0.417	10
E 16 Ellington, Dave	6	4	4	6	10	10	0.500	3	5	5	6	8	11	0.421	18	21	0.462	0	1	16.0	39	0.410	11
E 17 Ellington, Jake	2	1	2	1	4	2	0.667	2	1	2	1	4	2	0.667	8	4	0.667	0	0	6.0	12	0.500	4
E 18 Gilyardi, Ernie	4	0	3	1	7	1	0.875	3	1	4	0	7	1	0.875	14	2	0.875	0	1	14.0	16	0.875	4
E2/ Beat My Cork!	30	42	26	46	56	88	0.389	10	26	7	29	17	55	0.236	90	198	0.313	0	0	85.0	288	0.295	
E 20 Jeffcoat, Angela	7	6	1	13	8	19	0.296	1	12	5	10	6	22	0.214	14	41	0.255	0	0	8.5	55	0.155	12
E 21 Yang, Rob	8	3	8	4	16	7	0.696	3	9	2	10	5	19	0.208	21	26	0.447	0	0	15.5	47	0.330	12
E 22 Ackerman, Travis	2	3	6	0	8	3	0.727	0	6	1	5	1	11	0.083	9	14	0.391	0	0	9.0	23	0.391	6
E 23 Hamilton, Dawn	3	7	4	6	7	13	0.350	3	6	1	9	4	15	0.211	11	28	0.282	0	0	12.5	39	0.321	10
E 24 Fleener, Michael	3	8	2	9	5	17	0.227	6	5	1	7	7	12	0.368	12	29	0.293	0	0	16.0	41	0.390	10
E 25 Caldwell, Taylor	2	9	4	7	6	16	0.273	4	7	3	8	7	15	0.318	13	31	0.295	0	0	11.5	44	0.261	11
E 26 Bohannon, Zack	0	0	0	0	0	0	---	0	0	0	0	0	0	---	0	0	---	0	0	0.0	0	---	0
E 27 Bass, Shannon	5	6	1	7	6	13	0.316	3	7	1	9	4	16	0.200	10	29	0.256	0	0	12.0	39	0.308	10
E3/ Game of Throws	41	31	36	36	77	67	0.535	15	21	23	13	38	34	0.528	153	135	0.531	0	6	110.0	288	0.382	
E 30 Bordeau, Eric	2	8	4	3	6	11	0.353	4	5	6	2	10	7	0.588	16	18	0.471	0	0	11.5	34	0.338	9
E 31 Montesi, Chris	9	2	5	6	14	8	0.636	6	5	7	4	13	9	0.591	27	17	0.614	0	1	24.0	44	0.545	11
E 32 Rudy, Jeff	7	3	7	4	14	7	0.667	6	5	8	3	14	8	0.636	28	15	0.651	0	1	29.0	43	0.674	10
E 33 Smelik, Gene	6	5	5	5	11	10	0.524	4	7	7	5	11	12	0.478	22	22	0.500	0	1	9.0	44	0.205	11
E 34 Smelik, Pat	7	5	11	2	18	7	0.720	5	7	5	7	10	14	0.417	28	21	0.571	0	1	19.0	49	0.388	12
E 35 Reigher, Marty	2	4	2	4	4	8	0.333	1	4	3	2	4	6	0.400	8	14	0.364	0	0	7.0	22	0.318	6
E 36 Moore, Chris	5	2	0	7	5	9	0.357	1	6	5	2	6	8	0.429	11	17	0.393	0	1	2.0	28	0.071	9
E 37 Compton, Russ	3	2	2	3	5	5	0.500	3	3	5	1	8	4	0.667	13	9	0.591	0	1	8.5	22	0.386	6
E 38 Yokeley, Eric	0	0	0	2	0	2	0.000	0	0	0	0	0	0	---	0	2	0.000	0	0	0.0	2	0.000	2
E4/ Shark Shooters	37	35	38	34	75	69	0.521	23	13	20	16	43	29	0.597	161	127	0.559	6	17	139.5	288	0.484	
E 40 Stacy, Rod	1	1	3	3	4	4	0.500	6	4	4	5	10	9	0.526	14	13	0.519	0	2	12.0	27	0.444	10
E 41 Stacy, Michelle	5	5	5	4	10	9	0.526	5	3	0	7	5	10	0.333	15	19	0.441	1	2	13.0	34	0.382	11
E 42 Mitchell, Liz	3	4	4	3	7	7	0.500	4	3	4	4	8	7	0.533	15	14	0.517	1	2	8.5	29	0.293	11
E 43 Svede, Greg	7	3	9	1	16	4	0.800	10	0	8	2	18	2	0.900	34	6	0.850	0	2	45.5	40	1.138	10
E 44 Mercer, Dave	3	7	4	4	7	11	0.389	3	4	6	2	9	6	0.600	16	17	0.485	0	2	11.0	33	0.333	11
E 45 Taylor, Eric	4	6	1	6	5	12	0.294	6	2	3	2	9	4	0.692	14	16	0.467	1	2	2.5	30	0.083	10
E 46 Weimers, Drew	1	2	3	7	4	9	0.308	3	5	3	3	6	8	0.429	10	17	0.370	1	1	10.0	27	0.370	11
E 47 Bither, Dana	7	3	6	4	13	7	0.650	7	3	5	4	12	7	0.632	25	14	0.641	1	2	23.0	39	0.590	10
E 48 Buck, Chris	6	4	3	2	9	6	0.600	2	2	7	3	9	5	0.643	18	11	0.621	1	2	14.0	29	0.483	10
E5/ Treble Yell	34	38	41	31	75	69	0.521	23	13	21	15	44	28	0.611	163	125	0.566	0	0	135.0	288	0.469	
E 50 Updyke, Gerald	6	5	6	5	12	10	0.545	9	3	8	3	17	6	0.739	29	16	0.644	0	0	21.5	45	0.478	11
E 51 Additon, Chris	2	8	3	8	5	16	0.238	6	5	3	8	9	13	0.409	14	29	0.326	0	0	14.0	43	0.326	12
E 52 Hall, Jon	5	7	9	4	14	11	0.560	9	3	5	5	14	8	0.636	28	19	0.596	0	0	22.0	47	0.468	12
E 53 Heath, John	10	2	9	3	19	5	0.792	8	4	9	3	17	7	0.708	36	12	0.750	0	0	37.0	48	0.771	12
E 54 Smith, Chris	1	4	0	2	1	6	0.143	3	2	5	0	8	2	0.800	9	8	0.529	0	0	6.5	17	0.382	6
E 55 Whitley, Brian	5	5	10	1	15	6	0.714	8	3	8	3	16	6	0.727	31	12	0.721	0	0	25.5	43	0.593	11
E 56 Wrenn, Cameron	5	7	4	8	9	15	0.375	3	6	4	8	7	14	0.333	16	29	0.356	0	0	8.5	45	0.189	12
E6/ Hump Day!	37	35	39	33	76	68	0.528	20	16	20	16	40	32	0.556	156	132	0.542	14	0	130.5	288	0.453	
E 60 Ruten, Pete	6	6	3	7	9	13	0.409	6	5	7	5	13	10	0.565	22	23	0.489	2	0	14.5	45	0.322	12
E 61 Deemer, Randy	6	3	7	3	13	6	0.684	6	4	6	2	12	6	0.667	25	12	0.676	0	0	29.5	37	0.797	9
E 62 Baldwin, Randy	3	1	3	1	6	2	0.750	3	1	2	1	5	2	0.714	11	4	0.733	1	0	14.5	15	0.967	4
E 63 Todd, Patrick	4	3	3	8	7	11	0.389	4	5	5	4	9	9	0.500	16	20	0.444	2	0	6.0	36	0.167	10
E 64 Bush, Jim	1	2	0	0	1	2	0.333	1	1	3	4	4	5	0.444	5	7	0.417	1	0	0.0	12	0.000	7
E 65 Warshawsky, Larry	3	9	5	5	8	14	0.364	5	4	4	5	9	9	0.500	17	23	0.425	2	0	11.5	40	0.288	11
E 66 McEwen, William	5	5	7	3	12	8	0.600	5	6	6	3	11	9	0.550	23	17	0.575	2	0	24.0	40	0.600	11
E 67 Moore, Mark	2	2	1	4	3	6	0.333	3	1	1	2	4	3	0.571	7	9	0.438	2	0	3.0	16	0.188	5
E 68 Krestalude, Andy	7	4	10	2	17	6	0.739	7	5	6	6	13	11	0.542	30	17	0.638	2	0	27.5	47	0.585	12
E7/ Is It In?	37	35	26	46	63	81	0.438	15	21	15	21	30	42	0.417	123	165	0.427	8	0	98.5	288	0.342	
E 70 DePuy, Becky	2	8	1	5	3	13	0.188	2	6	3	6	5	12	0.294	8	25	0.242	1	0	3.0	33	0.091	12
E 71 Everson, Jeff	0	0	0	0	0	0	---	0	0	0	0	0	0	---	0	0	---	0	0	0.0	0	---	0
E 72 Fishbeck, Brent	4	6	4	7	8	13	0.381	6	5	5	7	11	12	0.478	19	25	0.432	1	0	8.0	44	0.182	12
E 73 Kelly, Mike	4	3	5	7	9	10	0.474	7	5	3	5	10	10	0.500	19	20	0.487	1	0	11.5	39	0.295	12
E 74 Vance, Hugh	8	4	5	7	13	11	0.542	7	5	7	5	14	10	0.583	27	21	0.563	1	0	32.0	48	0.667	12
E 75 McCredie, Bob	0	0	0	0	0	0	---	0	0	0	0	0	0	---	0	0	---	0	0	0.0	0	---	0
E 76 Dean, Jay	6	4	7	3	13	7	0.650	6	4	4	6	10	10	0.500	23	17	0.575	1	0	23.0	40	0.575	10
E 77 Jimenez, Eduardo	4	5	0	8	4	13	0.235	1	7	3	5	4	12	0.250	8	25	0.242	1	0	7.5	33	0.227	11
E 78 Feller, Keith	5	1	2	3	7	4	0.636	1	4	3	3	4	7	0.364	11	11	0.500	1	0	7.0	22	0.318	6
E 79 Steiner, Tank	4	4	2	6	6	10	0.375	0	6	2	5												

	Singles 301	Singles Cricket	Singles Record	Singles Win %-age	Doubles Cricket	Doubles 501	Doubles Record	Doubles Win %-age	Sngls + Dbls Record	Sngls + Dbls Win %-age	Tiebreaker Ws	Tiebreaker Ls	All-Star Points	Games Played	All-Star Point Average	Matches Played
F1/ Red-eye Rangers	35 37	41 31	76 68	0.528	21 15	14 22	35 37	0.486	146 142	0.507	14 0	124.5	288	0.432		
F 10 Kunes, Joe	2 8	1 3	3 11	0.214	5 3	2 4	7 7	0.500	10 18	0.357	2 0	7.0	28	0.250	10	
F 11 Rouse, Chuck	2 5	0 7	2 12	0.143	4 5	2 5	6 10	0.375	8 22	0.267	2 0	9.5	30	0.317	10	
F 12 Raper, Jeromie	5 7	8 4	13 11	0.542	8 4	8 4	16 8	0.667	29 19	0.604	2 0	29.0	48	0.604	12	
F 13 Mitchell, Bill	1 2	3 7	4 9	0.308	0 3	0 10	0 13	0.000	4 22	0.154	1 0	3.0	26	0.115	11	
F 14 Powell, Mark	7 5	9 3	16 8	0.667	9 3	5 7	14 10	0.583	30 18	0.625	2 0	25.5	48	0.531	12	
F 15 Powell, Zach	5 3	6 2	11 5	0.688	5 3	6 2	11 5	0.688	22 10	0.688	1 0	26.0	32	0.813	8	
F 16 Ellison, Patrick	5 3	5 2	10 5	0.667	3 5	1 6	4 11	0.267	14 16	0.467	2 0	8.0	30	0.267	10	
F 17 Kirkpatrick, Scott	8 4	9 3	17 7	0.708	8 4	4 6	12 10	0.545	29 17	0.630	2 0	16.5	46	0.359	12	
F2/ Down to F!	39 33	30 42	69 75	0.479	14 22	18 18	32 40	0.444	133 155	0.462	0 6	82.5	288	0.286		
F 20 Gagner, Chris	7 5	8 4	15 9	0.625	4 8	5 5	9 13	0.409	24 22	0.522	0 1	17.5	46	0.380	12	
F 21 Theall, Ken	0 1	0 1	0 2	0.000	0 1	2 2	2 3	0.400	2 5	0.286	0 0	1.5	7	0.214	5	
F 22 Dehnel, Sebastian	8 3	4 7	12 10	0.545	4 6	4 7	8 13	0.381	20 23	0.465	0 1	12.0	43	0.279	11	
F 23 Looney, JoDon	4 4	5 4	9 8	0.529	3 5	3 3	6 8	0.429	15 16	0.484	0 0	8.0	31	0.258	9	
F 24 Zuttel, Joe	1 8	0 6	1 14	0.067	0 4	3 7	3 11	0.214	4 25	0.138	0 1	1.0	29	0.034	12	
F 25 Swartzel, David	4 2	1 7	5 9	0.357	3 5	4 3	7 8	0.467	12 17	0.414	0 1	5.0	29	0.172	9	
F 26 Hadley, Chris	8 4	6 6	14 10	0.583	7 5	8 4	15 9	0.625	29 19	0.604	0 1	13.0	48	0.271	12	
F 27 Zuttel, Paul	1 2	1 3	2 5	0.286	2 4	3 2	5 6	0.455	7 11	0.389	0 0	3.5	18	0.194	7	
F 28 Blake, Rick	6 4	5 4	11 8	0.579	5 6	4 3	9 9	0.500	20 17	0.541	0 1	21.0	37	0.568	10	
F3/ Kings of the Board	40 32	42 30	82 62	0.569	22 14	17 19	39 33	0.542	160 128	0.556	0 6	120.5	288	0.418		
F 30 Knight, Romuald	7 4	4 6	11 10	0.524	6 2	2 7	8 9	0.471	19 19	0.500	0 1	24.5	38	0.645	12	
F 31 Russell, Jeff	8 2	8 3	16 5	0.762	10 1	3 6	13 7	0.650	29 12	0.707	0 1	22.5	41	0.549	11	
F 32 Murphy, James	4 9	0 8	4 17	0.190	2 6	6 5	8 11	0.421	12 28	0.300	0 0	10.5	40	0.263	12	
F 33 Davis, Luc	3 3	7 1	10 4	0.714	8 2	5 5	13 7	0.650	23 11	0.676	0 1	9.0	34	0.265	10	
F 34 Suan, John	9 3	11 1	20 4	0.833	5 7	6 5	11 12	0.478	31 16	0.660	0 1	16.0	47	0.340	12	
F 35 Bohn, Andy	1 3	5 4	6 7	0.462	4 4	4 4	8 8	0.500	14 15	0.483	0 1	7.0	29	0.241	10	
F 36 Ball, Pat	3 6	5 4	8 10	0.444	5 4	4 5	9 9	0.500	17 19	0.472	0 1	23.0	36	0.639	11	
F 37 Moulden, Jeremy	5 2	2 3	7 5	0.583	4 2	4 1	8 3	0.727	15 8	0.652	0 0	8.0	23	0.348	7	
F4/ The Happy Crew	45 27	32 40	77 67	0.535	15 21	21 15	36 36	0.500	149 139	0.517	0 0	99.0	288	0.344		
F 40 Shearin, Phillip	10 2	9 3	19 5	0.792	4 8	7 6	11 14	0.440	30 19	0.612	0 0	20.5	49	0.418	12	
F 41 Smith, Ron "Captain"	8 6	1 10	9 16	0.360	4 5	8 4	12 9	0.571	21 25	0.457	0 0	11.5	46	0.250	12	
F 42 Vick, Justin	8 3	7 4	15 7	0.682	5 7	6 5	11 12	0.478	26 19	0.578	0 0	17.0	45	0.378	12	
F 43 Al-Hoory, Ahmed Mothan	3 1	1 4	4 5	0.444	2 2	2 3	4 5	0.444	8 10	0.444	0 0	8.5	18	0.472	6	
F 44 Beebe, Jenny	3 6	1 7	4 13	0.235	2 6	4 2	6 8	0.429	10 21	0.323	0 0	4.0	31	0.129	9	
F 45 Johnson, Sean	5 5	7 4	12 9	0.571	8 4	9 2	17 6	0.739	29 15	0.659	0 0	19.5	44	0.443	12	
F 46 Powell, David	7 3	6 6	13 9	0.591	5 7	6 5	11 12	0.478	24 21	0.533	0 0	18.0	45	0.400	11	
F 47 Huffman, Inky	1 1	0 2	1 3	0.250	0 3	0 3	0 6	0.000	1 9	0.100	0 0	0.0	10	0.000	3	
F5/ Death Throw	30 42	36 36	66 78	0.458	17 19	22 14	39 33	0.542	144 144	0.500	0 0	100.0	288	0.347		
F 50 Willis, Tolson	6 5	2 8	8 13	0.381	6 3	9 2	15 5	0.750	23 18	0.561	0 0	15.0	41	0.366	11	
F 51 Hogan, Neal	5 7	6 6	11 13	0.458	4 6	8 3	12 9	0.571	23 22	0.511	0 0	17.5	45	0.389	12	
F 52 Bosier, Sean	8 4	8 4	16 8	0.667	8 4	5 5	13 9	0.591	29 17	0.630	0 0	21.5	46	0.467	12	
F 53 Mathews, Dave	3 8	4 5	7 13	0.350	5 6	5 5	10 11	0.476	17 24	0.415	0 0	7.5	41	0.183	12	
F 54 Willis, Zack	0 1	2 2	2 3	0.400	1 3	3 1	4 4	0.500	6 7	0.462	0 0	2.0	13	0.154	5	
F 55 Willis, Angie	1 5	0 2	1 7	0.125	0 1	1 2	1 3	0.250	2 10	0.167	0 0	0.0	12	0.000	6	
F 56 Mathews, Olivia	4 7	10 3	14 10	0.583	5 8	6 6	11 14	0.440	25 24	0.510	0 0	25.0	49	0.510	12	
F 57 Gibson, Casey	0 0	1 2	1 2	0.333	2 1	2 0	4 1	0.800	5 3	0.625	0 0	4.0	8	0.500	3	
F 58 Parker, Billy	3 2	3 3	6 5	0.545	3 6	3 3	6 9	0.400	12 14	0.462	0 0	6.5	26	0.250	9	
F 59 Marler, Donald "Duck"	0 3	0 1	0 4	0.000	0 0	2 1	2 1	0.667	2 5	0.286	0 0	1.0	7	0.143	5	
F6/ Irish Ton	27 45	23 49	50 94	0.347	14 22	18 18	32 40	0.444	114 174	0.396	0 0	86.0	288	0.299		
F 60 Cominole, Jeremy	3 8	5 6	8 14	0.364	4 8	4 6	8 14	0.364	16 28	0.364	0 0	18.5	44	0.420	11	
F 61 Robertson, Chris	6 5	4 7	10 12	0.455	6 4	6 4	12 8	0.600	22 20	0.524	0 0	23.5	42	0.560	10	
F 62 Bylund, Jay	1 6	1 5	2 11	0.154	1 5	3 4	4 9	0.308	6 20	0.231	0 0	1.0	26	0.038	8	
F 63 Bowser, Brian	5 7	6 6	11 13	0.458	5 6	7 2	12 8	0.600	23 21	0.523	0 0	18.0	44	0.409	12	
F 64 Yarsawich, Bryan	2 7	1 7	3 14	0.176	0 7	3 6	3 13	0.188	6 27	0.182	0 0	5.5	33	0.167	8	
F 65 Rossbach, Mark	5 6	5 6	10 12	0.455	7 4	6 5	13 9	0.591	23 21	0.523	0 0	13.5	44	0.307	11	
F 66 Arno, Trey	0 0	0 0	0 0	---	0 0	0 0	0 0	---	0 0	---	0 0	0.0	0	---	0	
F 67 Perkins, Heath	2 3	1 6	3 9	0.250	4 3	6 1	10 4	0.714	13 13	0.500	0 0	5.0	26	0.192	7	
F 68 Perkins, Brytni	2 1	0 1	2 2	0.500	0 5	0 3	0 8	0.000	2 10	0.167	0 0	0.0	12	0.000	6	
F 69 Fox, Jamie	1 2	0 5	1 7	0.125	1 2	1 5	2 7	0.222	3 14	0.176	0 0	1.0	17	0.059	7	
F7/ Dr.unks	36 36	48 24	84 60	0.583	24 12	16 20	40 32	0.556	164 124	0.569	0 0	145.0	288	0.503		
F 70 Reece, Robert	3 5	0 0	3 5	0.375	1 1	2 6	3 7	0.300	6 12	0.333	0 0	1.0	18	0.056	11	
F 71 Upchurch, Joe	2 2	3 3	5 5	0.500	3 2	1 2	4 4	0.500	9 9	0.500	0 0	6.5	18	0.361	9	
F 72 Gouge, Shane	6 3	7 3	13 6	0.684	10 2	8 4	18 6	0.750	31 12	0.721	0 0	50.5	43	1.174	12	
F 73 Gouge, Susan	5 7	3 2	8 9	0.471	3 0	2 5	5 5	0.500	13 14	0.481	0 0	4.0	27	0.148	12	
F 74 Smale, John	1 1	10 1	11 2	0.846	5 5	2 8	7 13	0.350	18 15	0.545	0 0	18.5	33	0.561	11	
F 75 Murdock, Nick	7 3	7 4	14 7	0.667	6 3	4 3	10 6	0.625	24 13	0.649	0 0	18.5	37	0.500	11	
F 76 Jones, Dustin	5 1	8 1	13 2	0.867	5 4	6 2	11 6	0.647	24 8	0.750	0 0	16.5	32	0.516	9	
F 77 Johnson, Timmy	4 3	4 3	8 6	0.571	7 1	0 2	7 3	0.700	15 9	0.625	0 0	16.0	24	0.667	8	
F 78 Brewer, Mike	0 0	6 5	6 5	0.545	7 4	4 4	11 8	0.579	17 13	0.567	0 0	11.0	30	0.367	11	
F 79 Brewer, Cherry	2 9	0 1	2 10	0.167	0 1	3 4	3 5	0.375	5 15	0.250	0 0	2.5	20	0.125	12	
F 7x xx-Brown, Donnie	1 2	0 1	1 3	0.250	1 1	0 0	1 1	0.500	2 4	0.333	0 0	0.0	6	0.000	3	

	Singles 301	Singles Cricquet	Singles Record	Singles Win %-age	Doubles Cricquet	Doubles 501	Doubles Record	Doubles Win %-age	Sngls + Dbls Record	Sngls + Dbls Win %-age	Tiebreaker Ws	Tiebreaker Ls	All-Star Points	Games Played	All-Star Point Average	Matches Played
G1/ Sofa Kings	45 27	41 31	86 58	0.597	19 17	24 12	43 29	0.597	172 116	0.597	7 15	103.5	288	0.359		
G 10 Keim, Roger	7 2	6 3	13 5	0.722	6 3	9 0	15 3	0.833	28 8	0.778	0 2	18.0	36	0.500	9	
G 11 Alcon, Tony	9 3	5 6	14 9	0.609	6 6	5 5	11 11	0.500	25 20	0.556	1 2	21.5	45	0.478	12	
G 12 Wojciechowski, Braden	4 3	9 2	13 5	0.722	3 8	9 3	12 11	0.522	25 16	0.610	1 2	13.0	41	0.317	12	
G 13 Bozza, Doug	5 6	8 3	13 9	0.591	9 2	9 2	18 4	0.818	31 13	0.705	1 2	15.5	44	0.352	11	
G 14 Moore, Ken	6 5	1 2	7 7	0.500	1 2	3 4	4 6	0.400	11 13	0.458	1 2	2.0	24	0.083	12	
G 15 Plotkin, Jeremy	9 2	5 5	14 7	0.667	7 5	6 5	13 10	0.565	27 17	0.614	1 2	15.5	44	0.352	12	
G 16 Hommel, Darren	5 5	4 4	9 9	0.500	4 7	7 4	11 11	0.500	20 20	0.500	1 2	13.0	40	0.325	12	
G 17 Scott, Chris	0 0	0 0	0 0	---	0 0	0 0	0 0	---	0 0	---	0 0	0.0	0	---	0	
G 18 Tann, Von	0 1	3 6	3 7	0.300	2 1	0 1	2 2	0.500	5 9	0.357	1 1	5.0	14	0.357	9	
G2/ Make Darts Great Again	38 34	39 33	77 67	0.535	18 18	18 18	36 36	0.500	149 139	0.517	6 8	112.5	288	0.391		
G 20 Strickland, Jon	4 2	3 3	7 5	0.583	3 3	2 2	5 5	0.500	12 10	0.545	0 1	12.0	22	0.545	8	
G 21 Wissingner, Wes	7 5	9 2	16 7	0.696	6 5	6 4	12 9	0.571	28 16	0.636	1 1	24.0	44	0.545	12	
G 22 Kyle, Mike	1 4	4 2	5 6	0.455	3 2	3 1	6 3	0.667	11 9	0.550	1 1	14.5	20	0.725	8	
G 23 Port, Brian	5 4	2 7	7 11	0.389	5 3	7 3	12 6	0.667	19 17	0.528	1 1	11.5	36	0.319	12	
G 24 Ferguson, Travis	2 3	4 4	6 7	0.462	6 2	2 5	8 7	0.533	14 14	0.500	0 0	9.0	28	0.321	8	
G 25 Budd, Shawn	5 6	6 3	11 9	0.550	2 5	4 2	6 7	0.462	17 16	0.515	0 1	17.5	33	0.530	11	
G 26 Beene, Ryan	1 2	1 2	2 4	0.333	2 0	3 1	5 1	0.833	7 5	0.583	0 0	2.0	12	0.167	6	
G 27 Murphy, Tom	6 4	4 2	10 6	0.625	4 5	3 7	7 12	0.368	17 18	0.486	1 1	11.5	35	0.329	10	
G 28 Reed, Josh	6 1	4 6	10 7	0.588	5 5	3 6	8 11	0.421	18 18	0.500	1 1	7.5	36	0.208	12	
G 29 Barfield, Kenneth	1 3	2 2	3 5	0.375	0 6	3 5	3 11	0.214	6 16	0.273	1 1	3.0	22	0.136	12	
G3/ Coral Reefers	32 40	26 46	58 86	0.403	14 22	16 20	30 42	0.417	118 170	0.410	0 0	72.5	288	0.252		
G 30 Jarvah, Sean	7 4	4 7	11 11	0.500	4 6	5 2	9 8	0.529	20 19	0.513	0 0	11.0	39	0.282	10	
G 31 Patskoski, Jason	6 5	7 5	13 10	0.565	7 3	4 8	11 11	0.500	24 21	0.533	0 0	20.5	45	0.456	11	
G 32 Smith, Van	3 6	4 4	7 10	0.412	4 7	4 5	8 12	0.400	15 22	0.405	0 0	7.5	37	0.203	9	
G 33 Britt, Jacob	4 5	4 9	8 14	0.364	5 6	6 5	11 11	0.500	19 25	0.432	0 0	11.5	44	0.261	11	
G 34 Colton, Mitch	2 5	1 5	3 10	0.231	2 4	3 4	5 8	0.385	8 18	0.308	0 0	4.5	26	0.173	7	
G 35 Hodge, Eric	4 4	1 5	5 9	0.357	4 4	2 7	6 11	0.353	11 20	0.355	0 0	4.5	31	0.145	9	
G 36 Hodge, Alex	1 4	0 5	1 9	0.100	0 6	1 5	1 11	0.083	2 20	0.091	0 0	1.5	22	0.068	7	
G 37 Carroll, Josh	5 4	5 3	10 7	0.588	2 6	6 2	8 8	0.500	18 15	0.545	0 0	9.5	33	0.288	8	
G 38 Cullen, Pat	0 0	0 0	0 0	---	0 0	0 0	0 0	---	0 0	---	0 0	0.0	0	---	0	
G 39 Art, Jeremy	0 3	0 3	0 6	0.000	0 2	1 2	1 4	0.200	1 10	0.091	0 0	2.0	11	0.182	4	
G4/ Is It In, Again?	34 38	43 29	77 67	0.535	13 23	17 19	30 42	0.417	137 151	0.476	8 15	101.5	288	0.352		
G 40 Cornell, Blaine	3 5	3 3	6 8	0.429	2 7	4 6	6 13	0.316	12 21	0.364	1 2	6.5	33	0.197	12	
G 41 Musil, Dylan	9 1	10 0	19 1	0.950	5 5	6 4	11 9	0.550	30 10	0.750	1 1	35.0	40	0.875	10	
G 42 Barbour, Bryan	3 3	5 1	8 4	0.667	3 5	5 3	8 8	0.500	16 12	0.571	1 1	5.0	28	0.179	8	
G 43 Metivier, Sam	4 5	5 4	9 9	0.500	2 6	3 3	5 9	0.357	14 18	0.438	1 2	7.5	32	0.234	9	
G 44 Millius, Mike	3 8	7 2	10 10	0.500	4 7	3 6	7 13	0.350	17 23	0.425	1 2	20.0	40	0.500	11	
G 45 Smith, Jon	0 1	2 0	2 1	0.667	3 0	1 2	4 2	0.667	6 3	0.667	0 1	6.5	9	0.722	3	
G 46 Furdon, Matt	5 4	6 3	11 7	0.611	3 7	4 4	7 11	0.389	18 18	0.500	1 2	7.0	36	0.194	11	
G 47 Close, Eddie	3 1	2 2	5 3	0.625	2 2	1 0	3 2	0.600	8 5	0.615	1 0	6.0	13	0.462	4	
G 48 Furdon, Jenny	4 4	2 6	6 10	0.375	1 4	3 4	4 8	0.333	10 18	0.357	0 2	4.0	28	0.143	10	
G 49 Wilberg, Chelsea	0 6	1 8	1 14	0.067	1 3	4 6	5 9	0.357	6 23	0.207	1 2	4.0	29	0.138	10	
G5/ Banging The Wire	37 35	32 40	69 75	0.479	21 15	16 20	37 35	0.514	143 145	0.497	5 6	97.0	288	0.337		
G 50 Bowen, Andy	4 5	8 2	12 7	0.632	6 2	4 6	10 8	0.556	22 15	0.595	1 1	27.0	37	0.730	10	
G 51 Prosser, Brad	7 3	2 3	9 6	0.600	5 4	6 4	11 8	0.579	20 14	0.588	0 1	11.0	34	0.324	11	
G 52 White, John	8 3	8 4	16 7	0.696	10 2	4 8	14 10	0.583	30 17	0.638	1 1	21.0	47	0.447	12	
G 53 Williams, Kelsey	2 8	0 5	2 13	0.133	3 3	2 5	5 8	0.385	7 21	0.250	1 1	2.0	28	0.071	10	
G 54 Stark, Parker	4 2	3 2	7 4	0.636	3 3	2 2	5 5	0.500	12 9	0.571	0 1	9.0	21	0.429	8	
G 55 Ferri, Chris	3 0	0 7	3 7	0.300	2 3	4 2	6 5	0.545	9 12	0.429	0 1	1.5	21	0.071	8	
G 56 Dubose, Chris	1 1	1 3	2 4	0.333	1 0	2 2	3 2	0.600	5 6	0.455	0 0	3.5	11	0.318	4	
G 57 Rollins, Calvin	5 6	9 2	14 8	0.636	5 6	4 4	9 10	0.474	23 18	0.561	0 0	13.0	41	0.317	11	
G 58 Shockley, Corey	2 5	1 4	3 9	0.250	4 3	2 4	6 7	0.462	9 16	0.360	1 0	7.0	25	0.280	8	
G 59 Wilson, Victoria	1 2	0 8	1 10	0.091	3 4	2 3	5 7	0.417	6 17	0.261	1 0	2.0	23	0.087	9	
G6/ Wayne Gretzky	30 42	28 44	58 86	0.403	17 19	15 21	32 40	0.444	122 166	0.424	8 0	99.5	288	0.345		
G 60 Wilson, Misty	0 12	0 3	0 15	0.000	2 2	4 8	6 10	0.375	6 25	0.194	1 0	4.5	31	0.145	12	
G 61 Wilson, Jonathan	5 4	8 4	13 8	0.619	5 7	4 8	9 15	0.375	22 23	0.489	1 0	22.0	45	0.489	12	
G 62 Gaines, Lauren	2 7	0 1	2 8	0.200	1 2	3 6	4 8	0.333	6 16	0.273	1 0	3.0	22	0.136	9	
G 63 Gaines, Bryan	5 4	4 5	9 9	0.500	8 1	4 5	12 6	0.667	21 15	0.583	1 0	19.0	36	0.528	9	
G 64 Finney, Dave	9 3	11 1	20 4	0.833	9 3	6 6	15 9	0.625	35 13	0.729	1 0	38.5	48	0.802	12	
G 65 Park, Ed	7 4	3 9	10 13	0.435	3 8	2 1	5 9	0.357	15 22	0.405	1 0	7.5	37	0.203	12	
G 66 Dahlgren, Zac	0 0	0 0	0 0	---	0 0	0 0	0 0	---	0 0	---	0 0	0.0	0	---	0	
G 67 Clement, Dawn	1 3	1 10	2 13	0.133	3 7	3 5	6 12	0.333	8 25	0.242	1 0	2.0	33	0.061	11	
G 68 Van Valen, Ken	1 5	1 11	2 16	0.111	3 8	4 3	7 11	0.389	9 27	0.250	1 0	3.0	36	0.083	12	
G7/ Darty Sanchez	36 36	43 29	79 65	0.549	24 12	20 16	44 28	0.611	167 121	0.580	6 0	97.0	288	0.337		
G 70 Trefzger, Mike	8 3	9 3	17 6	0.739	9 3	5 3	14 6	0.700	31 12	0.721	1 0	21.5	43	0.500	12	
G 71 Trefzger, Eric	6 5	8 2	14 7	0.667	8 3	5 5	13 8	0.619	27 15	0.643	1 0	27.5	42	0.655	11	
G 72 Maierhofer, Sean	1 2	0 2	1 4	0.200	2 1	2 0	4 1	0.800	5 5	0.500	1 0	1.0	10	0.100	3	
G 73 Goodrich, Brett	3 6	1 6	4 12	0.250	2 6	4 4	6 10	0.375	10 22	0.313	1 0	7.5	32	0.234	9	
G 74 Goodrich, Kyle	4 4	3 3	7 7	0.500	4 3	5 3	9 6	0.600	16 13	0.552	0 0	7.0	29	0.241	8	
G 75 Wernet, Brad	3 7	5 5	8 12	0.400	5 2	4 5	9 7	0.563	17 19	0.472	1 0	10.0	36	0.278	10	
G 76 Collier, Chris	2 1	4 2	6 3	0.667	3 1	4 2	7 3	0.700	13 6	0.684	0 0	0.0	19	0.000	6	
G 77 Stroud, Zach	2 4	5 4	7 8	0.467	6 3	5 5	11 8	0.579	18 16	0.529	0 0	9.0	34	0.265	10	
G 78 Robinson, Mike	7 4	8 2	15 6	0.714	9 2	6 5	15 7	0.682	30 13	0.698	1 0	13.5	43	0.314	11	

	Singles 501	Singles Cricket	Singles Record	Singles Win %-age	Doubles Cricket	Doubles 501	Doubles Record	Doubles Win %-age	Sngls + Dbls Record	Sngls + Dbls Win %-age	Tiebreaker Ws	Tiebreaker Ls	All-Star Points	Games Played	All-Star Point Average	Matches Played
H1/ Not Dead Ducks Yet	44 22	40 26	84 48	0.636	21 12	17 16	38 28	0.576	160 104	0.606	6 0	73.5	264	0.278		
H 10 Carawon, Bob	0 0	0 0	0 0	---	0 0	0 0	0 0	---	0 0	---	0 0	0.0	0	---	0	
H 11 Peers, Martin	3 3	0 0	3 3	0.500	0 0	2 4	2 4	0.333	5 7	0.417	0 0	0.0	12	0.000	6	
H 12 Ellis, Tim	6 4	6 4	12 8	0.600	6 3	4 6	10 9	0.526	22 17	0.564	1 0	11.0	39	0.282	10	
H 13 Carawon, Harris	5 5	4 7	9 12	0.429	6 2	6 4	12 6	0.667	21 18	0.538	1 0	5.0	39	0.128	11	
H 14 Lalino, Steve	8 2	8 2	16 4	0.800	5 5	5 5	10 10	0.500	26 14	0.650	1 0	9.0	40	0.225	10	
H 15 Converse, Laurence	4 3	6 4	10 7	0.588	6 4	3 3	9 7	0.563	19 14	0.576	1 0	14.0	33	0.424	10	
H 16 Kuppler, Bob	9 2	8 3	17 5	0.773	7 4	5 5	12 9	0.571	29 14	0.674	1 0	8.5	43	0.198	11	
H 17 Sawyer, Dean	0 1	0 3	0 4	0.000	5 2	2 1	7 3	0.700	7 7	0.500	0 0	0.0	14	0.000	8	
H 18 Samaluck, Somchai	9 2	8 3	17 5	0.773	7 4	7 4	14 8	0.636	31 13	0.705	1 0	26.0	44	0.591	11	
H2/ Coach Never Walks Alone	29 31	33 27	62 58	0.517	21 9	18 12	39 21	0.650	140 100	0.583	0 8	70.5	240	0.294		
H 20 Emerton, Eric	3 3	4 0	7 3	0.700	2 4	2 2	4 6	0.400	11 9	0.550	0 1	6.0	20	0.300	8	
H 21 Barletta, Phil	1 0	3 3	4 3	0.571	3 3	3 1	6 4	0.600	10 7	0.588	0 0	3.0	17	0.176	6	
H 22 Woodard, Dave	5 3	4 6	9 9	0.500	9 2	8 2	17 4	0.810	26 13	0.667	0 1	13.0	39	0.333	10	
H 23 Ejlali, Shervin	4 2	2 3	6 5	0.545	5 5	4 5	9 10	0.474	15 15	0.500	0 1	5.0	30	0.167	10	
H 24 Martin, Claude	0 7	2 4	2 11	0.154	0 0	3 2	3 2	0.600	5 13	0.278	0 1	1.0	18	0.056	7	
H 25 Hamer, Andrew	4 3	3 4	7 7	0.500	5 2	4 3	9 5	0.643	16 12	0.571	0 1	10.0	28	0.357	7	
H 26 Scott, Kevin	4 3	5 1	9 4	0.692	7 0	3 2	10 2	0.833	19 6	0.760	0 1	18.0	25	0.720	7	
H 27 Turner, Kevin	6 4	6 3	12 7	0.632	9 1	6 4	15 5	0.750	27 12	0.692	0 1	11.0	39	0.282	10	
H 28 Ago, Alvin	2 6	4 3	6 9	0.400	2 1	3 3	5 4	0.556	11 13	0.458	0 1	3.5	24	0.146	8	
H3/ Tips & Shafts	36 24	32 28	68 52	0.567	15 15	16 14	31 29	0.517	130 110	0.542	6 6	66.0	240	0.275		
H 30 Borgna, Denise	0 0	1 4	1 4	0.200	0 2	0 2	0 4	0.000	1 8	0.111	0 0	2.0	9	0.222	5	
H 31 Borgna, Andrew	3 2	3 2	6 4	0.600	3 2	2 2	5 4	0.556	11 8	0.579	1 1	6.0	19	0.316	5	
H 32 Spencer, Kenny	1 7	2 6	3 13	0.188	4 5	2 2	6 7	0.462	9 20	0.310	0 1	2.0	29	0.069	10	
H 33 Tompkins, Charles	9 1	8 2	17 3	0.850	8 2	7 3	15 5	0.750	32 8	0.800	1 1	16.0	40	0.400	10	
H 34 Wilson, Matthew	6 4	9 1	15 5	0.750	8 2	5 5	13 7	0.650	28 12	0.700	1 1	13.5	40	0.338	10	
H 35 Phillips, Britt	4 4	3 5	7 9	0.438	1 5	4 5	5 10	0.333	12 19	0.387	1 1	8.0	31	0.258	10	
H 36 Letsch, Dempsey	6 1	0 3	6 4	0.600	2 3	3 5	5 8	0.385	11 12	0.478	1 0	6.0	23	0.261	8	
H 37 Phillips, Josh	5 4	6 3	11 7	0.611	4 6	7 3	11 9	0.550	22 16	0.579	1 1	11.5	38	0.303	10	
H 38 Marshall, Shawn	2 1	0 2	2 3	0.400	0 3	2 1	2 4	0.333	4 7	0.364	0 0	1.0	11	0.091	4	
H4/ The Neighborhood Dart Knights	33 33	41 25	74 58	0.561	16 17	18 15	34 32	0.515	142 122	0.538	8 9	99.5	264	0.377		
H 40 Osier, Emmalee	1 9	0 1	1 10	0.091	1 3	2 5	3 8	0.273	4 18	0.182	1 1	3.5	22	0.159	10	
H 41 Markham, Jared	5 5	4 4	9 9	0.500	3 3	6 2	9 5	0.643	18 14	0.563	1 1	3.0	32	0.094	11	
H 42 Amos, Terron	2 5	5 3	7 8	0.467	3 3	6 2	9 5	0.643	16 13	0.552	1 1	11.5	29	0.397	9	
H 43 Thomas, Tony	6 3	6 3	12 6	0.667	5 5	3 4	8 9	0.471	20 15	0.571	1 1	18.5	35	0.529	10	
H 44 Gamble, Mark	4 4	6 2	10 6	0.625	2 5	4 2	6 7	0.462	16 13	0.552	1 1	18.5	29	0.638	9	
H 45 Swepson, Jerrell	2 1	1 4	3 5	0.375	3 1	1 3	4 4	0.500	7 9	0.438	0 0	3.5	16	0.219	6	
H 46 Clow, Brandon	0 2	1 2	1 4	0.200	3 2	3 2	6 4	0.600	7 8	0.467	1 1	7.0	15	0.467	5	
H 47 Neff, Josh	1 0	3 3	4 3	0.571	3 2	1 4	4 6	0.400	8 9	0.471	0 1	1.0	17	0.059	6	
H 48 Palmer, Levi	5 4	6 2	11 6	0.647	1 8	5 4	6 12	0.333	17 18	0.486	1 1	9.5	35	0.271	11	
H 49 Davis, P.J.	7 0	9 1	16 1	0.941	8 2	5 2	13 4	0.765	29 5	0.853	1 1	23.5	34	0.691	10	
H5/ We're Sexy & We Throw It	24 42	14 52	38 94	0.288	9 24	11 22	20 46	0.303	78 186	0.295	0 0	40.0	264	0.152		
H 50 McNamara, Ken	9 2	5 6	14 8	0.636	6 5	8 3	14 8	0.636	28 16	0.636	0 0	19.0	44	0.432	11	
H 51 McNamara, Karen	5 6	0 2	5 8	0.385	2 5	2 9	4 14	0.222	9 22	0.290	0 0	1.5	31	0.048	11	
H 52 Coggins, Leigh	2 5	0 7	2 12	0.143	1 6	3 2	4 8	0.333	6 20	0.231	0 0	1.0	26	0.038	10	
H 53 Bohanan, Heather	1 5	3 6	4 11	0.267	0 7	0 9	0 16	0.000	4 27	0.129	0 0	7.0	31	0.226	9	
H 54 Morlando, Jim	3 6	1 9	4 15	0.211	1 8	3 7	4 15	0.211	8 30	0.211	0 0	0.0	38	0.000	10	
H 55 Crawford, Neal	0 7	3 6	3 13	0.188	3 6	1 6	4 12	0.250	7 25	0.219	0 0	3.5	32	0.109	9	
H 56 VonLienen, Dawn	0 4	0 4	0 8	0.000	1 4	1 4	2 8	0.200	2 16	0.111	0 0	1.0	18	0.056	7	
H 57 Mattson, Eric	1 5	0 7	1 12	0.077	2 6	4 3	6 9	0.400	7 21	0.250	0 0	2.0	28	0.071	9	
H 58 Lawrence, Jonathan	3 2	2 5	5 7	0.417	2 1	0 1	2 2	0.500	7 9	0.438	0 0	5.0	16	0.313	7	
H6/ The Replacements	34 38	44 28	78 66	0.542	23 13	18 18	41 31	0.569	160 128	0.556	9 8	87.0	288	0.302		
H 60 Hartley, Barron	6 5	4 3	10 8	0.556	2 4	2 3	4 7	0.364	14 15	0.483	1 0	4.5	29	0.155	11	
H 61 Hartley, Bryan	6 1	11 1	17 2	0.895	8 4	7 4	15 8	0.652	32 10	0.762	1 1	20.0	42	0.476	12	
H 62 Jones, Nick	3 9	4 6	7 15	0.318	7 3	4 2	11 5	0.688	18 20	0.474	1 1	11.0	38	0.289	12	
H 63 Morgan, Wood	0 0	7 5	7 5	0.583	7 5	4 7	11 12	0.478	18 17	0.514	1 1	10.0	35	0.286	12	
H 64 Boyer, Drew	5 6	1 3	6 9	0.400	4 0	8 3	12 3	0.800	18 12	0.600	1 1	3.5	30	0.117	12	
H 65 Daniels, Slater	4 1	8 3	12 4	0.750	7 4	2 2	9 6	0.600	21 10	0.677	1 1	13.0	31	0.419	11	
H 66 Berman, Zack	3 3	0 0	3 3	0.500	0 0	5 7	5 7	0.417	8 10	0.444	1 1	0.0	18	0.000	12	
H 67 Tyler, Robert	0 5	1 1	1 6	0.143	4 1	2 2	6 3	0.667	7 9	0.438	0 0	4.5	16	0.281	7	
H 68 Miller, Lloyd	3 5	1 4	4 9	0.308	2 2	1 4	3 6	0.333	7 15	0.318	1 1	7.5	22	0.341	9	
H 69 Petersen, Eric	4 3	7 2	11 5	0.688	5 3	1 2	6 5	0.545	17 10	0.630	1 1	13.0	27	0.481	9	
xx-H7/ Darty B's	10 20	6 24	16 44	0.267	0 15	7 8	7 23	0.233	30 90	0.250	0 0	18.0	120	0.150		
H 70 Smith, Lauren	3 2	0 5	3 7	0.300	0 5	3 2	3 7	0.300	6 14	0.300	0 0	7.5	20	0.375	5	
H 71 Smith, Jason	0 4	1 3	1 7	0.125	0 4	2 2	2 6	0.250	3 13	0.188	0 0	4.5	16	0.281	4	
H 72 Hobgood, A.	2 2	2 2	4 4	0.500	0 4	3 1	3 5	0.375	7 9	0.438	0 0	0.0	16	0.000	4	
H 73 Demeritte, Max	2 3	1 4	3 7	0.300	0 5	1 4	1 9	0.100	4 16	0.200	0 0	3.0	20	0.150	5	
H 74 Hobgood, Lila	0 1	1 0	1 1	0.500	0 1	0 1	0 2	0.000	1 3	0.250	0 0	0.0	4	0.000	1	
H 75 Koe-krompecher, Pablo	1 0	0 1	1 1	0.500	0 1	0 1	0 2	0.000	1 3	0.250	0 0	0.0	4	0.000	1	
H 76 Ramsay, Billy	0 3	1 2	1 5	0.167	0 3	1 2	1 5	0.167	2 10	0.167	0 0	1.5	12	0.125	3	
H 77 Thomas, Ty	1 4	0 5	1 9	0.100	0 5	2 3	2 8	0.200	3 17	0.150	0 0	1.5	20	0.075	5	
H 78 Rich, Marshall	1 1	0 2	1 3	0.250	0 2	2 0	2 2	0.500	3 5	0.375	0 0	0.0	8	0.000	2	