

## CLEARING UP SOME 301 CONFUSION

Every now and then, some of our league members just kind of hear something the wrong way or make a connection that isn't quite accurate, and it can get perpetuated a bit. So today we're going to clear up a bit of stuff regarding awards earned during 301 games. First, all "High Ins" are recorded ONLY from each player's first turn of the game. Thus, a throw of double-20, triple-20, triple-20 on your fifth trip to the line is a very nice throw, but it is NOT a High In (since it wasn't on the first turn of the game - since getting in quickly and throwing a few basic 60s is honestly a significantly better start). Second, it is completely possible and permissible to throw a "Fast 301" game even when it involves a first turn of 0 (or even a couple turns of 0 at the start if the following turns are big enough). It is NOT a requirement that you successfully double-in during your first turn for it to count as a fast game. Third, ALL darts thrown during a game are indeed counted in the dart total. Thus, while it is very possible to score 0 on your first turn and still throw a fast game, those darts from your turn of 0 do indeed still count in the dart total. Thus, as a full example, a game that included turns of 0, 0, 120, 137, 44-out in two darts, has an "In" of 0 (the first turn's score) and a total "dart count" of 14 (the full number of darts thrown, scoring and non-scoring, once the game has begun, including any turns that chalk up a 0). [Related side note: no throw in doubles 501 is EVER a "High In" as there is no double-in requirement there. No 501 High Ins!!]

### LAST REMINDER - NEW CAPTAIN IN "B" DIVISION

Boom Baby!!! has a new captain. If you need to contact them, call **Michael Turner** at 919-665-7777. He is already included as the captain in the listings on page 9.


### LAST REMINDER - ACTING CAPTAIN IN "F" DIVISION

Due to some unfortunate injuries to their regular captain, Duck Yew will be captained by **Tim Ellis** for the time being. He can be reached at 252-241-3141 if any teams need to contact the Ducks.

### MINOR "B" DIVISION SCHEDULE CORRECTION

In the schedules handed out at the preseason captains' meeting and then included in the week 2 Tons, the week 10 location for team B1/ That! Just Happened was wrong. They are listed as the "home" team against The Replacements Reloaded in both weeks 3 and 10, but obviously that isn't correct. Their week 10 match is an away match (matching the already correct listing in The Replacements' column), and Just Happened is already aware. Just including an official clarification in case anyone else noticed also.

### AN EXTRA EVENT FOR THIS COMING SUNDAY...



# SUPER BOWL

**SUPER BOWL SUNDAY**  
**FEB 13<sup>th</sup>, 2022 1:00 PM**  
**\$10.00 ENTRY FEE**  
Bar matches \$5.00 per person  
**DOUBLE ELIMINATION UP TO 32 PLAYERS**

# LUCK OF THE DRAW

### RDL HEADLINES

"A" Division: Fringe rides a SCkt sweep to avoid Serious's first real run at an A division upset win; Alliance gets a big score against shorthanded Liver; Bullies roll in their opener, add a hilarious 40-dart 301 line for Pat Gibson (personal best, Pat?)

"B" Division: Armed gets a critical win over Inconsistent, in a matchup where neither team ever led by more than 2; Boom jumps all over Nonessentials, misses chance to build a point lead due to a 501 nap; Hurlers just skip by the Replacements

"C" Division: Dr.unk, 4th in the entire league in ASPs so far, takes out Darty Minds to drop the C list of unbeatens to two; Niners hit the win column in true Niner fashion... with only 4 players!; Outlaws sweep 501 to come back (again) on Garage

"D" Division: after a week 1 bye, Off Constantly enters play with serious thunder; Hump Day has yet to be outscored by an opponent, and yet they're 0-2 so far! 1001 practice to start this week?; Cheapies outlast Rif Raf in a back-and-forth fight

"E" Division: E has set up so far with a clear line, having four teams without a loss and three teams without a win; Sanchez and Rangers now the highest-scoring pair of 2-0s in any division (although there are some high 1-0s in A division)

"F" Division: Ducks, shorthanded two weeks in a row, sit atop F as the only 2-0 team (although there are two 1-0s who have had a bye); Dart Side roll their rival Dart Knights in doubles, dropping Knights to 0-2; Forkers rebound with big doubles

"G" Division: Wow, five of the six doubles sets in G last week were sweeps!; Rippin, in only their 2nd RDL match ever, yank a win out of the fire, coming from down 12-6; Coach races by the Sofa Kings, but then let the entire 501 set slip away

### SOMETIMES I NOTICE THINGS THAT ARE JUST NUTS

Do yourself a favor and flip over to page 6 for a moment. When there, check out the crazy stat in bold at the bottom of the page.

Name the band/singer? the song? Last week's answers: Song 1 = "Never Say Goodbye" by Bon Jovi; Song 2 = "Party in the U.S.A." by Miley Cyrus; Song 3 = "Never There" by Cake. And the theme? A song about never saying goodbye, a song about having a party, and a song by a band named Cake. This is absolutely the narrative of the Joe Rigert, Sr. farewell party that, to a trained cake fanatic eye like my own, was nothing but a have-my-cake-and-eat-it-~~too~~/again ploy! He says it's due to a housing delay issue, but I say it was about free cake. [Not sure if it was just knocking off the holiday break rust a bit, or if maybe that was just a really tough set of songs, but I actually didn't get a single entry that knew more than one of the songs. Oh, well... I got a lyric set in about the most important food group: cake. - JK]

Week 3, song #1 lyric: "And your smile is a thin disguise, I thought by now you'd realize, There ain't no way to hide..."

Wk3 #2: "I call, you're not at home, You're home, but you're not alone, If you wanna leave, Then why don't you say, Your love has gone anyway"

Week 3, song #3 lyric: "You say I'm crazy, 'Cause you don't think I know what you've done, But when you call me baby"

**DIVISIONAL TEAM STANDINGS and MATCH RESULTS FROM WEEK 2 (2/2/22)**

(Home team listed second in each match.)

	<u>W</u>	<u>L</u>	<u>Pts.</u>	<u>Teams</u>	<u>Score</u>	<u>301</u>	<u>SCkt</u>	<u>DCkt</u>	<u>501</u>	<u>1001</u>	<u>ASPs</u>	<u>Short-handed?</u>	<u>Penalties</u>		
<b>"A" Division</b>	1	North Raleigh Alliance	2	0	45	Liver Die!	2	1	1	0	0	-	18.0	Yes	-
	2	The Bullies	1	0	23	Alliance	22	5	5	6	6	-	35.0	-	-
	3	The Uncharted Element	1	0	22	Serious?	10	2	0	4	4	-	12.0	-	-
	4	Lunatic Fringe	1	1	25	Fringe	14	4	6	2	2	-	22.5	-	-
	5	Liver Die!	1	1	15	Bullies	23	5	6	6	6	-	22.0	-	-
	6	Why So Serious?	0	2	11	Terror Bulls	1	1	0	0	0	-	8.5	-	-
	7	Brown's Terror Bulls	0	2	3	Element	-		(BYE)			-	-	-	-
<b>"B" Division</b>	1	Boom Baby!!!	2	0	27	Armed	13	3	4	2	4	-	14.0	-	-
		Armed & Hammered	2	0	27	Inconsistent	11	3	2	4	2	-	16.5	-	-
	3	Consistently Inconsistent	1	1	32	Boom Baby	14	4	4	6	0	-	13.0	-	-
	4	Hump Day Hurlers	1	1	24	Nonessentials	10	2	2	0	6	-	14.0	-	-
	5	Nonessentials	0	1	10	Replacements	11	2	3	2	4	-	16.0	-	-
	6	That! Just Happened	0	1	8	Hurlers	13	4	3	4	2	-	13.0	-	-
	7	The Replacements Reloaded	0	2	14	Happened	-		(BYE)			-	-	-	-
<b>"C" Division</b>	1	We're DR.UNK Again	2	0	29	Dr.unk	15	4	3	4	4	-	22.0	-	-
	2	Frankie & The 4 Marks	1	0	13	Darty Minds	9	2	3	2	2	-	9.5	-	-
	3	Darty Minds	1	1	24	Nine Lives	10	3	3	2	2	-	14.0	2 short!!	-
	4	Dysfunctional Outlaws	1	1	23	DD-214	9	2	1	4	2	-	9.0	-	-
	5	Nine Lives	1	1	19	Outlaws	14	1	5	2	6	-	13.5	-	-
	6	DD-214	0	1	9	Garage	10	5	1	4	0	-	9.5	-	-
	7	Garage Inc.	0	2	20	Frankie	-		(BYE)			-	-	-	-
<b>"D" Division</b>	1	Off Constantly-Reboot	1	0	21	Methodical	3	1	2	0	0	-	7.5	-	-
	2	Shark Shooters	1	0	12	Off Constantly	21	5	4	6	6	-	9.0	-	-
	3	Cheap Shots	1	1	25	Cheap Shots	13	4	3	4	2	-	13.0	-	-
	4	Rif Raf	1	1	23	Rif Raf	11	2	3	2	4	-	3.0	-	-
	5	Big Bulls	1	1	20	Hump Day!	12	4	2	2	4	L	19.5	-	-
	6	Methodical Insurrection	1	1	19	Big Bulls	12	2	4	4	2	W	18.0	-	-
	7	Hump Day!	0	2	24	Shark Shooters	-		(BYE)			-	-	-	-
<b>"E" Division</b>	1	Red-eye Rangers	2	0	32	Menace	9	2	1	2	4	-	8.0	Yes	-
	2	Darty Sanchez	2	0	29	Rangers	14	3	5	4	2	-	5.5	-	-
	3	One Armed Bandits	1	0	20	She Said	8	2	2	2	2	-	7.0	in 301 only	-
	4	Sharky's Machine	1	0	17	Sanchez	16	4	4	4	4	-	5.0	-	-
	5	Menace 2 Sobriety	0	2	20	Bandits	20	3	5	6	6	-	11.5	-	-
	6	That's What She Said	0	2	14	Sippin'	4	3	1	0	0	-	4.5	-	-
	7	Sippin' & Trippin'	0	2	11	Machine	-		(BYE)			-	-	-	-
<b>"F" Division</b>	1	Duck Yew	2	0	27	Ducks	12	4	3	1	4	-	14.5	Yes	-
	2	Backpfeifengesicht	1	0	16	Consensus	9	1	2	4	2	-	6.0	-	-
	3	Dart Side of the Moon	1	0	15	Dart Side	15	2	3	6	4	-	7.5	-	-
	4	Twisted Fork	1	1	27	Dart Knights	9	4	3	0	2	-	8.5	-	-
	5	No Consensus	1	1	22	Fork	16	2	4	6	4	-	9.5	-	-
	6	Neighborhood Dart Knights	0	2	17	Death Throw	8	4	2	0	2	-	8.0	-	-
	7	Death Throw	0	2	14	Backpfeif	-		(BYE)			-	-	-	-
<b>"G" Division</b>	1	Shoot to Thrill	2	0	32	Thrill	16	2	4	6	4	-	2.0	-	-
	2	Banging The Wire	1	0	16	We Throw It	8	4	2	0	2	-	4.5	-	-
	3	Ones Are Closed	1	1	25	Rippin	12	3	3	0	6	W	2.0	-	-
	4	Yeah Yeah Coach	1	1	21	Ones	12	3	3	6	0	L	7.0	-	-
	5	Rippin Darts	1	1	20	Sofa Kings	11	3	2	0	6	-	5.5	-	-
	6	We're Sexy & We Throw It	0	1	8	Coach	13	3	4	6	0	-	5.5	-	-
	7	Sofa Kings	0	2	22	Banging	-		(BYE)			-	-	-	-

**"HOT DARTS"**

Player Name	Team Name	Hot Darts	Can't remember what to report for the 'Hot Darts' list here? Check out page 4 - the list of minimums is there EVERY week.							
<b>"A" Division</b>										
Foushee, Kevin	The Bullies	9m	Denton, Mike	Consistently Inconsi	4.5	ASP	Akos, Pat	Big Bulls	5.5	ASP
Reygers, Jeff	Liver Die!	9m	Fredrick, Karl	Armed & Hammere	4.5	ASP	Todd, Patrick	Hump Day!	5.5	ASP
Phillips, Stevie	North Raleigh Alliance	120-In	Holland, Steve	Nonessentials	4.0	ASP	Burney, Gary	Cheap Shots	4.5	ASP
Work, Joe	North Raleigh Alliance	120-In	<b>"C" Division</b>				Krestalude, Andy	Hump Day!	4.5	ASP
Klann, Eric	Lunatic Fringe	12-dart 301	Beaird, Tommy	DD-214		9m	Baldwin, Randy	Hump Day!	4.0	ASP
Tanner, Dave	Brown's Terror Bulls	12-dart 301	Beaird, Tommy	DD-214		102-Out	Buckman, Dave	Cheap Shots	4.0	ASP
Lindsey, Roy	Liver Die!	8.0	Dickenson, Joel	Darty Minds		14-dart 301	Lueneburg, Randy	Off Constantly-Reb	4.0	ASP
Work, Joe	North Raleigh Allia	7.0	Limerick, Jeremy &				Azevedo, Angelo	Off Constantly-Reb	3.5	ASP
Phillips, Stevie	North Raleigh Allia	6.5	Preciado, Amanda	DD-214		21-dart DCKt	Page, Scott	Big Bulls	3.5	ASP
Gelberg, Dave	Lunatic Fringe	6.0	Romanchek, David	Nine Lives		6.5	Stephenson, Scott	Methodical Insurrec	3.5	ASP
Huffman, David	North Raleigh Allia	6.0	Velez, Jose	We're DR.UNK Ag		6.5	<b>"E" Division</b>			
Cole, Mike	Why So Serious?	5.5	Beaird, Tommy	DD-214		6.0	Trefzger, Ken	One Armed Bandits		9m
Foushee, Kevin	The Bullies	5.5	Tant, J.J.	Dysfunctional Outla		5.5	Rudy, Jeff	One Armed Bandits		T80
Johnson, Michael	The Bullies	5.5	Suan, John	We're DR.UNK Ag		4.5	Kirkpatrick, Scott	Red-eye Rangers		116-In
Jones, Grey	North Raleigh Allia	5.0	Dickenson, Joel	Darty Minds		4.0	Rudy, Jeff &	One Armed		
Eason, Joel	Lunatic Fringe	4.5	Gouge, Shane	We're DR.UNK Ag		4.0	Trefzger, Ken	Bandits		23-dart DCKt
Wilcox, Randy	Liver Die!	4.5	Dykes, Shaun	We're DR.UNK Ag		3.5	Rudy, Jeff	One Armed Bandits		6.5
<b>"B" Division</b>			Murray, Shane	Dysfunctional Outla		3.5	White, J.J.	Menace 2 Sobriety		3.5
McCartney, Joe	Hump Day Hurlers	9m	<b>"D" Division</b>				Kirkpatrick, Scott	Red-eye Rangers		3.0
Mitchell, Sid	The Replacements Reload	9m	Burney, Gary	Cheap Shots		9m	Trefzger, Ken	One Armed Bandits		3.0
Mitchell, Sid	The Replacements F	6.5	Toolan, Chris	Big Bulls		8m	Schoch, Adam	Duck Yew		7.5
Gallagher, Jim	Hump Day Hurlers	6.0	Witz, Steve	Cheap Shots		13-dart 301	Converse, Laurence	Duck Yew		3.0
Mozzetti, Tim	The Replacements F	6.0	Azevedo, Angelo	Off Constantly-			Ellis, Tim	Duck Yew		3.0
Davis, Jimmy	Nonessentials	5.0	& Tuffillaro, Lou	Reboot		22-dart 501	Merkle, Patrick	Twisted Fork		3.0
White, Vic	Boom Baby!!!	5.0					<b>"G" Division</b>			
							Moore, Ken	Sofa Kings		101-Out
							McNamara, Ken	We're Sexy & We T		2.5

**DIVISIONAL TROPHY DART CATEGORIES**

	A division	B division	C division	D division	E division	F division	G division
<b>High In (301 first turn only!!)</b>	Ton-13 <b>Roy Lindsey</b> Liver Die! (1/26) <b>Stevie Phillips</b> ...Alliance (2/2) <b>Joe Work</b> ...Alliance (2/2)	(none reported)	Ton-03 (1/26/22) <b>Dustin Jones</b> We're DR.UNK Again	(none reported)	Ton-16 (2/2/22) <b>Scott Kirkpatrick</b> Red-eye Rangers	96 (1/26/22) <b>Rob Ehrmann</b> <b>Twisted Fork</b>	(none reported)
<b>High Out (301/501/1001)</b>	74 (1/26/22) <b>Robbie Phillips</b> Uncharted Element (Yes, somehow this is still the A High In - from a bit of a funny to a lasting leader!)	Ton-04 (1/26/22) <b>Tony Danias</b> Consistently Inconsistent	Ton-02 (2/2/22) <b>Tommy Beard</b> DD-214	90 (1/26/22) <b>John Wilson</b> Methodical Insurrection	(none reported)	(none reported)	Ton-01 (2/2/22) <b>Ken Moore</b> Sofa Kings
<b>Fast Singles 301</b>	12 darts <b>Grey Jones</b> ...Alliance (1/26) <b>Joe Work</b> ...Alliance (1/26) <b>Eric Klann</b> ...Fringe (2/2) <b>Dave Tanner</b> Terror Bulls (2/2)	14 darts (1/26/22) <b>Sid Mitchell</b> The Replacements Reloaded	13 darts (1/26/22) <b>Joe Rigert, Sr.</b> Frankie & the 4 Marks	13 darts (2/2/22) <b>Steve Witz</b> Cheap Shots	(none reported)	16 darts (2/2/22) <b>Terron Amos</b> Neighborhood Dart Knights	19 darts (1/26/22) <b>Mike Kelly</b> Ones Are Closed
<b>Fast Singles Cricket</b>	15 darts (1/26/22) <b>Stevie Phillips</b> North Ral. Alliance	19 darts (1/26/22) <b>Tim McNamara</b> Consistently Inc.	(none reported)	(none reported)	(none reported)	(none reported)	(none reported)
<b>Fast Doubles Cricket</b>	18 darts (1/26/22) <b>David Huffman &amp; Stevie Phillips</b> North Ral. Alliance	(none reported)	21 darts (2/2/22) <b>Jeremy Limerick</b> <b>Amanda Preciado</b> DD-214	(none reported)	23 darts (2/2/22) <b>Jeff Rudy &amp; Ken Trefzger</b> ...Bandits	(none reported)	(none reported)
<b>Fast Doubles 501</b>	18 darts (1/26/22) <b>Chad Massengill &amp; Robbie Phillips</b> Uncharted Element	(none reported)	(none reported)	22 darts (2/2/22) <b>Angelo Azevedo &amp; Lou Tuffillaro</b> Cheap Shots	26 darts (1/26/22) <b>Scott Kirkpatrick</b> <b>Chris Robertson</b> Red-eye Rangers	(none reported)	29 darts (2/2/22) <b>Paul Beck &amp; Barry Thompson</b> Shoot to Thrill

**Perfect Throws**

<b>9-Marks</b>	Roger Keim (Sofa Kings, 1/26)	<b>Ton-80s</b>
Tommy Beaird (DD-214, 2/2)	Joe McCartney (Hump Day Hurlers, 2/2)	Kenny Persson (The Uncharted Element, 1/26)
Gary Burney (Cheap Shots, 2/2)	Sid Mitchell (The Replacements Reloaded, 2/2)	Jeff Rudy (One Armed Bandits, 2/2)
Kevin Foushee (The Bullies, 2/2)	Jeff Reygers (Liver Die!, 2/2)	<b>6-Bulls</b>
	Ken Trefzger (One Armed Bandits, 2/2)	(none reported)

**RDL WEBSITE - www.raleighdartleague.org****Webmaster: Matt Ridgway (of Liver Die!)**

contact him, if needed, at: meridgway84@gmail.com

**HOW TO REACH US****Email scoresheets:** jdkilts@yahoo.com or jdkilts@gmail.com**Or text scoresheets:** 919-423-5766 - and we also always recommend watching for confirmation of receipt!**New Member/Registration Fees:**

Taylor Caldwell, 1118 Northview Street, Garner, NC 27529

**Nomination and Election Ballots:**

Andrew Borgna, 5111 Brooke Lauren Lane, Raleigh, NC 27616

**Grievances/Complaints/Rules Suggestions:**

Britt Phillips, 2112 Castle Pines Dr, Raleigh, NC 27604

**All Other RDL Correspondence to:**

(Just send whatever to Jason and he'll pass it along...)

**2022 Board of Directors**

<i>President</i>	Michael Johnson	919-413-0495
	email: president@raleighdartleague.org	
<i>Vice President</i>	Maridy Knight	919-417-7828
	email: maridy16@gmail.com	
<i>Secretary</i>	Andrew Borgna	919-889-2457
	email: akborgna@gmail.com	
<i>Treasurer</i>	Taylor Caldwell	919-623-9920
	email: tcaldwell831@gmail.com	
<i>Membership</i>	Heather Bohanan	919-326-1956
	email: membership@raleighdartleague.org	
<i>Rules/Grievances</i>	Britt Phillips	919-210-7648
	email: brittt_p@yahoo.com	
<b>League Statistician/Editor:</b>	Jason Kilts	919-423-5766
	email: jdkilts@yahoo.com or jdkilts@gmail.com	

**"HOT DARTS" LISTING GUIDELINES**

Here are the guidelines that will be used for the minimum number of all-star points each week for the "hot darts" page.

"A" Div. = 4.5 or more ASPs; "B" Div. = 4.0 or more ASPs

"C, D" Divisions = 3.5 or more ASPs

"E, F" Divs. = 3.0 or more ASPs; "G" = 2.5 or more ASPs

Also, we will list any fast games, high ins, high outs, or other amazing feats that you think warrant a little recognition (e.g., Ins &amp; Outs higher than a Ton, 24-dart cricket games, 15-dart 301s, 24-dart 501s, Ton-70s and up, 5-Bulls+, etc.).

*Extra note: it's also ok to call in "fast games" in each set, even if they don't necessarily meet the maximum dart counts above.***SEASON-LONG TROPHY DART  
MINIMUM GAMES PLAYED REQUIREMENTS**

To be eligible for all-star point ave. &amp; singles win %-age awards, you must play at least 66% of this season's projected games:

*for ALL Divisions (7 teams / division):***Singles win %-age: min. of 16 Singles Games Played****All-star pt. Average: min. of 32 Total Games Played****PENALTY LOG**

The penalty log returns this season in the same form it has had for years. I will list all of the penalties assessed right here, so that anyone who thinks the point math is incorrect can just check here to see who lost what when.

**CALENDAR OF EVENTS****Fri., Feb. 11 RDL Board Meeting****Feb. 11-13 Sweetheart Shootout** Breakers Sports Bar,  
435 Dolley Madison Rd, Greensboro, NC 27410  
info: Brooke Masten, 336-817-0909**Sun., Feb. 13 Super Brawl blind draw**, Upper Deck, 1 pm**Sat., Feb. 26 NC City Dart League & NC Ladies' Cup**  
**NCCDL:** Ral@CapArea, Wilm@Dur, Jack@PCity,  
Pine@Pied, Boone@LakeN, Ashe@Char  
**NCLC:** Apex@CapArea, Wilm@Dur, Jack@PCity,  
Pine@Pied, FuqVar@LakeN, Ashe@Char**Mon., Feb. 28 Spring 2022 - 5th week captains' mtg.;** Upper  
7:00-8:00 p.m. Deck; end of roster additions/replacements;  
this is also the night of the RDL Board mtg.**Mar. 4-6 Aim for Eastern NC Tourn., (ADO)** \$3,200+  
Beach Tavern, 413 W Fort Macon Rd, Atlantic  
Beach; info: Joe Woody, ccda@twc.com**Mar. 18-20 37th Ann. St. Patrick's Tournament (ADO)****Mar. 24-27 Virginia Beach Classic, (ADO)****Sat., Apr. 2 NCCDL/NCLC match weekend****Mon., Apr. 4 RDL Board Meeting****Apr. 8-10 Charlotte Summer Shootout****Mon., May 2 RDL Board Meeting****Wed., May 4 / 11 / 18 - Spring 2022 RDL Div. Tournaments****Sat., May 21 Spring 2022 - Season Banquet** site TBD**Sat., May 28 NCCDL/NCLC match weekend****Other Local Weekly Leagues****Mondays Wake Forest Area Dart League**, Wake Forest  
<https://www.facebook.com/groups/326939964601080/>  
(don't think this league is back on yet, but could be soon?)**Tuesdays Bull City Dart League**, Durham  
<http://www.thebcdl.org/>**Thursdays Triangle Dart League**, Chapel Hill  
<https://www.ibiblio.org/ncdarts/tdl/>**Weekly Blind Draws** - Over the years, many blind draws have come and gone. If any of these folds or if any others start up, please let me know and I'll update this list. Thanks.  
(this one is double elim., \$5 entry, bar matches the pot...  
*extra \$50 if there are 32+ players, plus a triple shot !*)**Fri., 8 pm Upper Deck**, 919-460-1786, 329 N.Harrison  
(this one is double elim., \$5 entry, bar matches the pot...  
*plus a double shot !*)**Sun., 7 pm Upper Deck**, 919-460-1786, 329 N.Harrison  
(this one is \$5 entry, bar matches 150% if 16+ players !)**Fri., 8 pm Brown's**, 919-878-9092, 5500 Atl. Springs Rd.  
(and this one is a Chicago style singles tournament, double  
elimination, \$10 entry, carryover to final round event)**Sat., 7 pm Brown's**, 919-878-9092, 5500 Atl. Springs Rd.  
(this one is \$5 entry, double elim., 16 player cap for now)**Sun., 4 pm Backstage Pub**, 919-859-5411, 401 Ashville Ave  
(this one is \$5 entry, bar matches 150% if 16+ players !)**Sun., 6 pm Sharky's Place**, 919-783-5448, 5800 Duraleigh  
(this one is double elm., \$5 entry, bar matches the pot!)**Mon., 7:30 pm Neighborhood**, 919-377-2344, 301 N. Harrison  
(this one is is presently held the third Sunday of each  
month - \$10 entry, bar adds \$250 to the pot)**Sun., 1 pm Bud's Tavern**, 919-556-2727, 823 Youngsville  
Blvd S, Youngsville, NC 27596

**THIS WEEK'S MATCHES (Week 3)**

The Bullies @ Why So Serious? (Mackey's Pub)	<b>"A"</b> <b>Div.</b>
Uncharted Element @ Liver Die! (Sharky's Place 3&4)	
Brown's Terror Bulls @ Lunatic Fringe (Upper Deck 12&14)	
BYE - North Raleigh Alliance	
Replacements Reload. @ That! Just Happened (Upper Deck 5&6)	<b>"B"</b> <b>Div.</b>
Consist. Inconsistent @ Boom Baby!!! (The Pickled Pub)	
Armed & Hammered @ Nonessentials (Oaklyn Springs)	
BYE - Hump Day Hurlers	
Darty Minds @ Garage Inc. (Good Times Arcade)	<b>"C"</b> <b>Div.</b>
We're DR.UNK Again @ Dysfunctional Outlaws(Overtime Sports Pub)	
DD-214 @ Frankie & The 4 Marks (High Park 1&2)	
BYE - Nine Lives	
Methodical Insurr. @ Shark Shooters (Sharky's Place 5&6)	<b>"D"</b> <b>Div.</b>
Off Constantly-Reboot @ Hump Day! (Scooters)	
Big Bulls @ Cheap Shots (High Park 3&4)	
BYE - Rif Raf	
Menace 2 Sobriety @ One Armed Bandits (Lonerider Five Points)	<b>"E"</b> <b>Div.</b>
Sharky's Machine @ That's What She Said(Brown's Billiards 3&4)	
Darty Sanchez @ Sippin' & Trippin' (Upper Deck 3&4)	
BYE - Red-eye Rangers	
No Consensus @ Death Throw (Hot Shots)	<b>"F"</b> <b>Div.</b>
Duck Yew @ Twisted Fork (Upper Deck 16&17)	
Dart Side of the Moon @ Backpfeifengesicht (Brown's Billiards 5&6)	
BYE - The Neighborhood Dart Knights	
Ones Are Closed @ Shoot to Thrill (Pantana's Pool 3&4)	<b>"G"</b> <b>Div.</b>
Rippin Darts @ Yeah Yeah Coach (Brewster's Pub 1&2)	
We're Sexy / Throw It @ Banging the Wire (Pantana's Pool 1&2)	
BYE - Sofa Kings	

**NEXT WEEK'S MATCHES (Week 4)**

Liver Die! @ The Bullies (Upper Deck 8&10)	<b>"A"</b> <b>Div.</b>
Brown's Terror Bulls @ North Ral. Alliance (Brown's Billiards 5&6)	
Why So Serious? @ Uncharted Element (Upper Deck 12&14)	
BYE - Lunatic Fringe	
That! Just Happened @ Consist. Inconsistent (Upper Deck 16&17)	<b>"B"</b> <b>Div.</b>
Nonessentials @ Hump Day Hurlers (Pickled Onion #2)	
Boom Baby!!! @ Replacements Reloaded (Upper Deck 3&4)	
BYE - Armed & Hammered	
Darty Minds @ DD-214 (Triple Barrel Tavern-FV)	<b>"C"</b> <b>Div.</b>
Garage Inc. @ Nine Lives (High Park 5&6)	
Frankie & the 4 Marks @ We're DR.UNK Again (Good Times Arcade)	
BYE - Dysfunctional Outlaws	
Shark Shooters @ Hump Day! (Scooters)	<b>"D"</b> <b>Div.</b>
Rif Raf @ Methodical Insurr. (Cleveland - Garner 1&2)	
Cheap Shots @ Off Constantly-Reboot (Break Time)	
BYE - Big Bulls	
One Armed Bandits @ Sharky's Machine (Sharky's Place 5&6)	<b>"E"</b> <b>Div.</b>
Red-eye Rangers @ Darty Sanchez (Lonerider Five Points)	
Sippin' & Trippin' @ That's What She Said(Brown's Billiards 3&4)	
BYE - Menace 2 Sobriety	
Death Throw @ Dart Side of the Moon (Brewster's Pub 3&4)	<b>"F"</b> <b>Div.</b>
Backpfeifengesicht @ Duck Yew (Snooker's-Ridgewood)	
Twisted Fork @ Neighbor.Dart Knights (Neighborhood 3&4)	
BYE - No Consensus	
Ones Are Closed @ We're Sexy / Throw It (Amer. Legion F-V)	<b>"G"</b> <b>Div.</b>
Banging the Wire @ Sofa Kings (Mac's Tavern)	
Shoot to Thrill @ Rippin Darts (Pantana's Pool 1&2)	
BYE - Yeah Yeah Coach	

**PREDICTIONS FOR THE WEEK**

Alright, I'm completely taking credit for a pick last week where I said I would only take a team if specific people showed up. With that pick in line, I put up another 16-5 week, bringing my record to 32-10 so far this season. That's pretty stout if you ask me, especially since 4 of the 5 I got wrong were decided on the last dang dart. Dang! I'm either 6-0 or 4-2 in all divisions to this point, with one exception... that infernal F division, where I'm only 2-4 and haven't gotten a match pick correct that didn't include Twisted Fork. Pretty stunning how little I seem to know about F division. Maybe this is the week that I find a clue in that one?

**Match of the week:** (F Div.) Dart Side of the Moon @ Backpfeifengesicht. These two teams have only played one match each, but they both took out last season's G division season/tournament champs in pretty solid fashion. Strong start for both, and a great opportunity here to stake their claim to an F division leader role. Dart Side in the last 501.

**Match #2:** (G Div.) Ones Are Closed @ Shoot to Thrill. Thrill has grabbed the early G lead, but the Ones are the highest-scoring 1-1 team to this point. Already a key battle for so early and not having two undefeated teams. I think Shoot to Thrill might keep it going, 14-10.

**Match #3:** (B Div.) Consistently Inconsistent @ Boom Baby!!! Boom has already bumped two teams that will likely be season-long contenders, while Inconsistent rode a huge week 1 score to easily the highest point total of any team leaguewide with a loss so far. I'll take a CI upset, 13-11.

**Match #4:** (C Div.) We're Dr.unk Again @ Dysfunctional Outlaws. If the Outlaws hadn't been missing a guy or two in week 1, this likely could have been a pair of teams with wins over a bunch of guys down from B. I think this could be a super key pairing in the race. Dr.unk, barely, 13-11.

**Match #5:** (D Div.) Methodical Insurrection @ Shark Shooters. The Methodical bunch got absolutely rolled last week. But the week before they looked pretty stellar. Makes them a bit of a wild card,, no? Well, I'm picking a team that just had a 3-point week. Methodical rebounds, 14-10.

**Match #6:** (F Div.) Duck Yew @ Twisted Fork. The Adam Schoch show has pushed the Ducks to the top of F, while the Forkers were one leg from joining them at 2-0. This is a pretty marquee matchup despite not

being two undefeateds so far. I'll take the Ducks in a tiebreaker.

**Match #7:** (G Div.) Rippin Darts @ Yeah Yeah Coach. Rippin has already hit the win column in only their second match ever, and based on last week, Coach might really want to avoid letting this match reach 501 still in question. Coach gets away here, 14-10.

**Match #8:** (D Div.) Big Bulls @ Cheap Shots. No team in D has more than 1 win so far, so just about every match is already a little bit critical, it seems. Been a pretty nervous ride for the Cheapies so far, and that continues here. Going to the last leg, 13-11, Big Bulls.

**Match #9:** (A Div.) The Uncharted Element @ Liver Die! This race is all about The Bullies until someone takes a big stride against them, but if any team has winning experience, it's Element. Liver has sights on a title chase too though, so this is a big early one. Element, 15-9.

**Match #10:** (B Div.) The Replacements Reloaded @ That! Just Happened. One of these teams (or at least part of it) was in A last season, and the other features two guys who were A leaders then. And now the loser here will hold the B cellar. Replacements, 13-11.

**Match #11:** (C Div.) Darty Minds @ Garage Inc. Two squads of people that are mostly halves of their teams from last season, with one of them already in a bit of must-win spot. Garage has scored double-digits in both matches, and I think they lose a third 14-10.

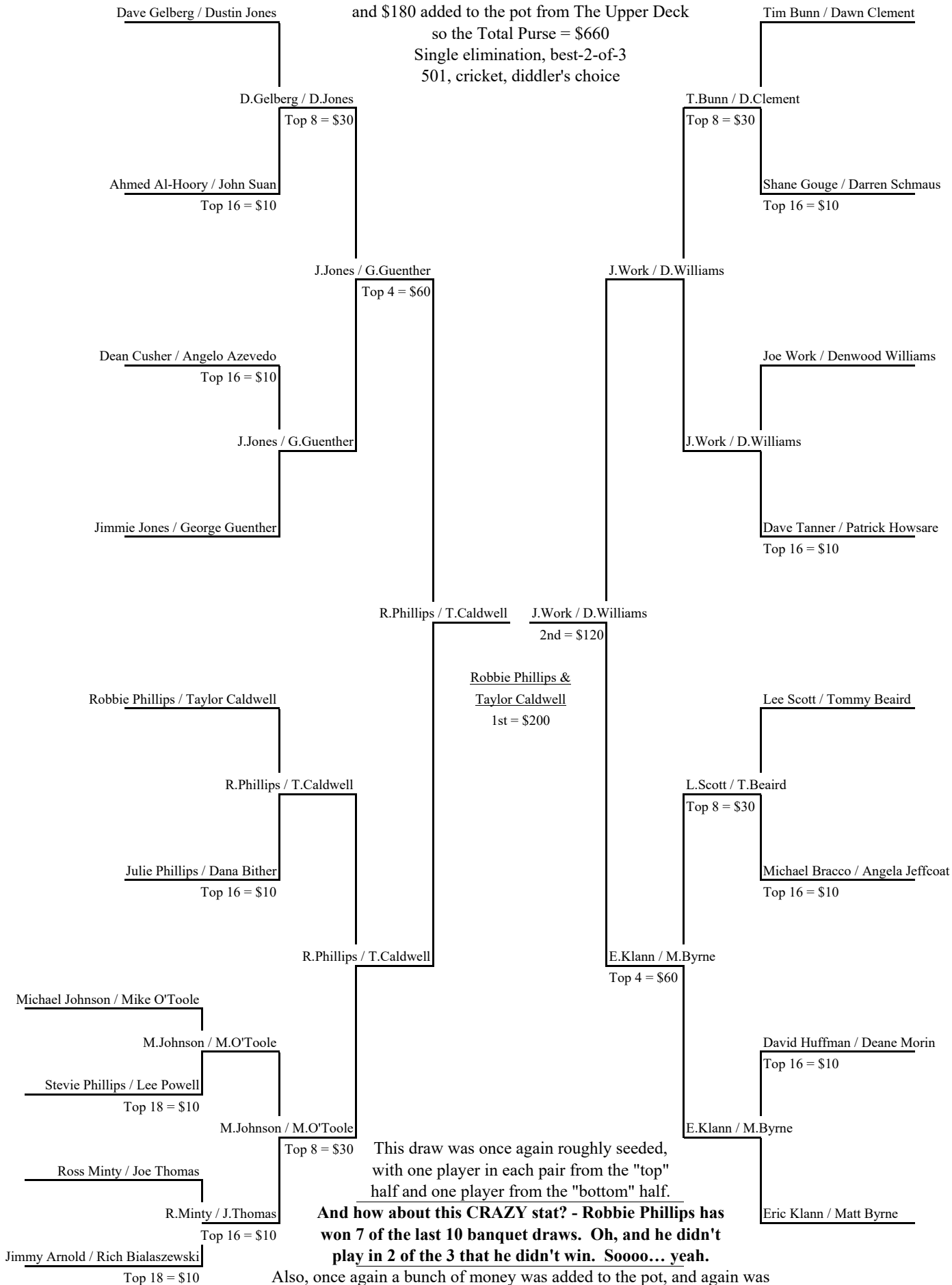
**Match #12:** (B Div.) Armed & Hammered @ Nonessentials. One team is undefeated, the other is winless (plus a bye). I'm going to stick with Armed here, but this is tighter than it first appears. 13-11.

**Match #13:** (F Div.) No Consensus @ Death Throw. Tough start for these two, but they've faced the same two real contenders, so a climb could be ahead for either still. I'll take the Consensus, 14-10.

**And the remaining 8 matches, sorted by division:**  
 A Division: The Bullies 20, Serious? 4; Fringe 17, Terror Bulls 7.  
 C Division: Frankie & the 4 Marks 14, DD-214 10.  
 D Division: Off Constantly-Reboot 14, Hump Day! 10.  
 E Division: One Armed Bandits 15, Menace 2 Sobriety 9; Sharky's Machine 15, She Said 9; Darty Sanchez 15, Sippin' & Trippin' 9.  
 G Division: Banging the Wire 16, We're Sexy & We Throw It 8.

**Fall 2021 RDL Banquet Blind Draw Results**

36 Entrants @ \$5 per player,  
 plus \$300 added to the pot from RDL,  
 and \$180 added to the pot from The Upper Deck  
 so the Total Purse = \$660  
 Single elimination, best-2-of-3  
 501, cricket, diddler's choice





**2022 NC City Dart League (NCCDL) and NC Ladies' Cup (NCLC) schedules**

**NCCDL West Division**

	Asheville	Boone	Pineville	Charlotte	Lake Norman	Piedmont
Feb. 5	@ Boone	Asheville	W 24-14, @ Charlotte	L 14-24, vs Pineville	W 21-17, vs Piedmont	L 17-21, @ Lake N.
Feb. 26	@ Charlotte	@ Lake Norman	@Piedmont	Asheville	Boone	Pineville
April 2	Port City	Durham	Capital Area	@ Wilmington	Raleigh	Jacksonville
May 28	@ Wilmington	@ Raleigh	@ Jacksonville	Port City	@ Capital Area	@ Durham
June 25	Capital Area	@ Port City	Wilmington	@ Jacksonville	@ Durham	Raleigh
July 23	@Piedmont	Charlotte	Lake Norman	@ Boone	@ Pineville	Asheville
Aug. 20	Pineville	Piedmont	@ Asheville	@ Lake Norman	Charlotte	@ Boone
Sep. 10	Lake Norman	@ Pineville	Boone	Piedmont	@ Asheville	@ Charlotte
Oct. 15&16	Postseason tournament hosted by Wilmington. Quarterfinals - Sat, 12:00. Semifinals - Sat., 5:00. Finals - Sun., 1:00					

**NCCDL East Division**

	Durham	Raleigh	Capital Area	Jacksonville	Wilmington	Port City
Feb. 5	W 32-6, @ Raleigh	L 6-32, vs Durham	W 19+-19, @ Jack.	L 19-19+, vs C.Area	W 27-11, @ Port City	L 11-27, vs Wilm.
Feb. 26	Wilmington	@ Capital Area	Raleigh	@ Port City	@ Durham	Jacksonville
April 2	@ Boone	@ Lake Norman	@ Pineville	@ Piedmont	Charlotte	@ Asheville
May 28	Piedmont	Boone	Lake Norman	Pineville	Asheville	@ Charlotte
June 25	Lake Norman	@ Piedmont	@ Asheville	Charlotte	@ Pineville	Boone
July 23	@ Port City	Jacksonville	@ Wilmington	@ Raleigh	Capital Area	Durham
Aug. 20	@ Capital Area	Port City	Durham	Wilmington	@ Jacksonville	@ Raleigh
Sep. 10	Jacksonville	@ Wilmington	Port City	@ Durham	Raleigh	@ Capital Area
Oct. 15&16	Postseason tournament hosted by Wilmington. Quarterfinals - Sat, 12:00. Semifinals - Sat., 5:00. Finals - Sun., 1:00					

**NCLC West Division**


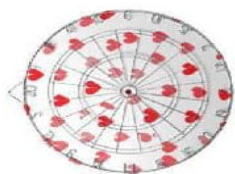
	Asheville	Fuquay-Varina	Pineville	Charlotte	Lake Norman	Piedmont
Feb. 5	L 8-16, @ Fuq.-Var.	W 16-8, vs Asheville	W 19-5, @ Charlotte	L 5-19, vs Pineville	L 11-13, vs Piedmont	W 13-11, @ Lake N.
Feb. 26	@ Charlotte	@ Lake Norman	@Piedmont	Asheville	Fuquay-Varina	Pineville
April 2	Port City	Durham	Capital Area	@ Wilmington	Apex	Jacksonville
May 28	@ Wilmington	@ Apex	@ Jacksonville	Port City	@ Capital Area	@ Durham
June 25	Capital Area	@ Port City	Wilmington	@ Jacksonville	@ Durham	Apex
July 23	@Piedmont	Charlotte	Lake Norman	@ Fuquay-Varina	@ Pineville	Asheville
Aug. 20	Pineville	Piedmont	@ Asheville	@ Lake Norman	Charlotte	@ Fuquay-Varina
Sep. 10	Lake Norman	@ Pineville	Fuquay-Varina	Piedmont	@ Asheville	@ Charlotte
Oct. 15&16	Postseason tournament hosted by Fuquay-Varina. Quarterfinals - Sat, 12:00. Semifinals - Sat., 5:00. Finals - Sun., 1:00					

**NCLC East Division**

	Durham	Apex	Capital Area	Jacksonville	Wilmington	Port City
Feb. 5	W 21-3, @ Apex	L 3-21, vs Durham	L 10-14, @ Jack.	W 14-10, vs C.Area	L 12-12+, @ Port City	W 12+-12, vs Wilm.
Feb. 26	Wilmington	@ Capital Area	Apex	@ Port City	@ Durham	Jacksonville
April 2	@ Fuquay-Varina	@ Lake Norman	@ Pineville	@ Piedmont	Charlotte	@ Asheville
May 28	Piedmont	Fuquay-Varina	Lake Norman	Pineville	Asheville	@ Charlotte
June 25	Lake Norman	@ Piedmont	@ Asheville	Charlotte	@ Pineville	Fuquay-Varina
July 23	@ Port City	Jacksonville	@ Wilmington	@ Apex	Capital Area	Durham
Aug. 20	@ Capital Area	Port City	Durham	Wilmington	@ Jacksonville	@ Apex
Sep. 10	Jacksonville	@ Wilmington	Port City	@ Durham	Apex	@ Capital Area
Oct. 15&16	Postseason tournament hosted by Fuquay-Varina. Quarterfinals - Sat, 12:00. Semifinals - Sat., 5:00. Finals - Sun., 1:00					

**SWEETHEART SHOOTOUT**

**February 11-13th, 2022**



**8:00 P.M. Friday**

Luck of the Draw 501& Cricket

**10:00 AM Saturday**

Mixed Doubles Cricket	Mens Doubles Cricket	Ladies Singles Cricket	Mens Singles Cricket	Ladies Doubles Cricket	Luck of the Draw
-----------------------	----------------------	------------------------	----------------------	------------------------	------------------

**11:00 AM Sunday**

Mixed Triples 601	Mens Doubles 501	Ladies Singles 501	Mens Singles 501	Ladies Doubles 501	Mixed Doubles 501
-------------------	------------------	--------------------	------------------	--------------------	-------------------

Entry Fees: \$10.00 per person per event  
All Matches are best 2 of 3 (Single elimination)

All 01 games are FIDO

Registration closes when semi-finals of previous event begin

**Tournament Location:**

Breakers Sports Bar  
336-852-8777  
435 Dolly Madison Road  
Greensboro, NC 27410

**Tournament Directors:**

Brooke Masten 336-817-0909  
Nancy Coley 336-299-8068



# Spring 2022 RDL Top Singles+Doubles Records (by division) (through week 2)

(There are no missing statistics, as all scoresheets have been received.) (Game minimums required for these listings: 3 for all divisions)

<b>"A" Division</b>		W	L	%-age	
1	Phillips, Stevie	A2/ North Raleigh Alliance	7	0	1.000
	Seward, Mike	A2/ North Raleigh Alliance	7	0	1.000
	Wilcenski, Steve	A2/ North Raleigh Alliance	6	0	1.000
	Work, Joe	A2/ North Raleigh Alliance	6	0	1.000
	Huffman, David	A2/ North Raleigh Alliance	5	0	1.000
	Carroll, John	A3/ The Uncharted Element	4	0	1.000
	Foushee, Kevin	A1/ The Bullies	4	0	1.000
	Gauthier, Kyle	A5/ Liver Die!	4	0	1.000
	Gibson, Pat	A1/ The Bullies	4	0	1.000
	Massengill, Chad	A3/ The Uncharted Element	4	0	1.000
	Persson, Kenny	A3/ The Uncharted Element	4	0	1.000
	Phillips, Robbie	A3/ The Uncharted Element	4	0	1.000
	Stewart, P.J.	A1/ The Bullies	4	0	1.000
	Elder, Craig	A1/ The Bullies	3	0	1.000
	Stewart, Pete	A1/ The Bullies	3	0	1.000

<b>"B" Division</b>		W	L	%-age	
1	Butterworth, Jim	B4/ Armed & Hammered	4	0	1.000
	Gallagher, Jim	B2/ Hump Day Hurlers	4	0	1.000
	Scott, Lee	B5/ Consistently Inconsistent	3	0	1.000
4	Fredrick, Karl	B4/ Armed & Hammered	6	1	0.857
5	Bass, Joe	B5/ Consistently Inconsistent	4	1	0.800
6	McNamara, Tim	B5/ Consistently Inconsistent	6	2	0.750
	White, Vic	B3/ Boom Baby!!!	6	2	0.750
8	Crowe, Jason	B3/ Boom Baby!!!	5	2	0.714
	Denton, Mike	B5/ Consistently Inconsistent	5	2	0.714
10	Simons, Emmett	B7/ The Replacements Reloa	4	2	0.667
	Beaudoin, Paul	B6/ Nonessentials	2	1	0.667
	Butterworth, Dan	B4/ Armed & Hammered	2	1	0.667
	Ridenour, Ron	B6/ Nonessentials	2	1	0.667
	Sheer, Andy	B2/ Hump Day Hurlers	2	1	0.667
15	(four tied)		5	3	0.625

<b>"C" Division</b>		W	L	%-age	
1	Preciado, Amanda	C6/ DD-214	4	0	1.000
2	Jones, Dustin	C3/ We're DR.UNK Again	6	1	0.857
3	Romanchek, David	C7/ Nine Lives	4	1	0.800
4	Long, Gary	C2/ Garage Inc.	6	2	0.750
	Maccini, Billy	C1/ Darty Minds	6	2	0.750
	Tant, J.J.	C4/ Dysfunctional Outlaws	6	2	0.750
	Velez, Jose	C3/ We're DR.UNK Again	6	2	0.750
	Bialaszewski, Rich	C5/ Frankie & The 4 Marks	3	1	0.750
	Gardner, Kenn	C5/ Frankie & The 4 Marks	3	1	0.750
	Horton, Tony	C1/ Darty Minds	3	1	0.750
	Keever, David	C7/ Nine Lives	3	1	0.750
	Murray, Shane	C4/ Dysfunctional Outlaws	3	1	0.750
	Rigert, Joe, Sr.	C5/ Frankie & The 4 Marks	3	1	0.750
14	Suan, John	C3/ We're DR.UNK Again	5	2	0.714
15	Smith, Tyler	C7/ Nine Lives	8	4	0.667

<b>"D" Division</b>		W	L	%-age	
1	Azevedo, Angelo	D3/ Off Constantly-Reboot	4	0	1.000
	Lueneburg, Randy	D3/ Off Constantly-Reboot	4	0	1.000
	Reid, Chris	D2/ Rif Raf	4	0	1.000
	Tufillaro, Lou	D3/ Off Constantly-Reboot	4	0	1.000
	Olsen, Kevin	D3/ Off Constantly-Reboot	3	0	1.000
6	Baldwin, Randy	D7/ Hump Day!	6	2	0.750
	Byrne, Matt	D2/ Rif Raf	6	2	0.750
	Howsare, Patrick	D2/ Rif Raf	6	2	0.750
	Bowman, Merrill	D1/ Shark Shooters	3	1	0.750
	Kubel, Nicole	D3/ Off Constantly-Reboot	3	1	0.750
	Page, Scott	D4/ Big Bulls	3	1	0.750
	Sellers, Mark	D6/ Cheap Shots	3	1	0.750
	Stacy, Rod	D1/ Shark Shooters	3	1	0.750
	Wilson, John	D5/ Methodical Insurrection	3	1	0.750
15	Toolan, Chris	D4/ Big Bulls	5	2	0.714

<b>"E" Division</b>		W	L	%-age	
1	Murphy, Phil	E1/ One Armed Bandits	4	0	1.000
	Rudy, Jeff	E1/ One Armed Bandits	4	0	1.000
	Trefzger, Eric	E3/ Darty Sanchez	4	0	1.000
	Trefzger, Ken	E1/ One Armed Bandits	4	0	1.000
	Allison, Frank	E2/ Sharky's Machine	3	0	1.000
	Barrett, Darren	E2/ Sharky's Machine	3	0	1.000
	Bateman, Jimmy	E2/ Sharky's Machine	3	0	1.000
	Kinden, Pete	E1/ One Armed Bandits	3	0	1.000
9	Kirkpatrick, Scott	E4/ Red-eye Rangers	7	1	0.875
10	Powell, Mark	E4/ Red-eye Rangers	6	2	0.750
	Robertson, Chris	E4/ Red-eye Rangers	6	2	0.750
	Robinson, Mike	E3/ Darty Sanchez	6	2	0.750
	Goodrich, Brett	E3/ Darty Sanchez	3	1	0.750
	White, Jim	E1/ One Armed Bandits	3	1	0.750
15	(two tied)	E3/ Darty Sanchez	5	2	0.714

<b>"F" Division</b>		W	L	%-age	
1	Finney, Dave	F7/ Backpfeifengesicht	4	0	1.000
	Perkins, Heath	F7/ Backpfeifengesicht	4	0	1.000
3	Schoch, Adam	F3/ Duck Yew	8	1	0.889
4	Ehrmann, Rob	F4/ Twisted Fork	6	1	0.857
5	Blake, Rick	F1/ No Consensus	3	1	0.750
	Cominole, Jeremy	F7/ Backpfeifengesicht	3	1	0.750
	Furdon, Matt	F6/ Dart Side of the Moon	3	1	0.750
	Millius, Mike	F6/ Dart Side of the Moon	3	1	0.750
	Samaluk, Somchai	F3/ Duck Yew	3	1	0.750
	Swepson, Jerrell	F5/ The Neighborhood Dart	3	1	0.750
	Toko, Jeff	F6/ Dart Side of the Moon	3	1	0.750
12	Carawon, Harris	F3/ Duck Yew	11	4	0.733
13	Fleener, Michael	F4/ Twisted Fork	5	2	0.714
14	(four tied)		2	1	0.667

<b>"G" Division</b>		W	L	%-age	
1	Dean, Jay	G1/ Ones Are Closed	7	1	0.875
	Kelly, Mike	G1/ Ones Are Closed	7	1	0.875
3	Beck, Paul	G4/ Shoot to Thrill	6	1	0.857
4	Thompson, Barry	G4/ Shoot to Thrill	5	1	0.833
5	Bozza, Doug	G5/ Sofa Kings	6	2	0.750
	Bowen, Andy	G3/ Banging The Wire	3	1	0.750
	Fishbeck, Brent	G1/ Ones Are Closed	3	1	0.750
	Grillette, Kendall	G3/ Banging The Wire	3	1	0.750
	Port, Brian	G3/ Banging The Wire	3	1	0.750
	Prosser, Brad	G3/ Banging The Wire	3	1	0.750
11	Beene, Ryan	G4/ Shoot to Thrill	5	2	0.714
12	(six tied)		4	2	0.667
	(three tied)		2	1	0.667

<b>Women's Records</b>		W	L	%-age	
(# by div.: A-1, B-5, C-1, D-7, E-4, F-11, G-10)					
A	Rosenfeld, Leslie	A6/ Brown's Terror Bulls	0	8	0.000
B	Phillips, Julie	B1/ That! Just Happened	2	2	0.500
	Hoover, Kim	B1/ That! Just Happened	0	3	0.000
C	Preciado, Amanda	C6/ DD-214	4	0	1.000
D	Kubel, Nicole	D3/ Off Constantly-Reboot	3	1	0.750
	Brady, Michelle	D5/ Methodical Insurrection	3	4	0.429
E	Caldwell, Taylor	E5/ That's What She Said	2	7	0.222
	Pulliam, Keri	E7/ Sippin' & Trippin'	1	7	0.125
F	Clement, Dawn	F7/ Backpfeifengesicht	2	1	0.667
	Wilberg, Chelsea	F6/ Dart Side of the Moon	2	1	0.667
	Willis, Angie	F2/ Death Throw	2	1	0.667
	Grillette, Kendall	G3/ Banging The Wire	3	1	0.750
G	Newton, Tammy	G4/ Shoot to Thrill	2	1	0.667
	(five tied)		2	2	0.500



# Spring 2022 RDL Top All-Star Point Averages (by division) (through week 2)

(There are no missing statistics, as all scoresheets have been received.) (Game minimums required for these listings: 3 for all divisions)

		<u>"A" Division</u>	<u>ASP</u>	<u>TGP</u>	<u>Ave.</u>
1	Phillips, Robbie	A3/ The Uncharted Element	9.5	4	2.375
2	Work, Joe	A2/ North Raleigh Alliance	13.0	6	2.167
3	Phillips, Stevie	A2/ North Raleigh Alliance	14.5	7	2.071
4	Seward, Mike	A2/ North Raleigh Alliance	11.5	7	1.643
5	Persson, Kenny	A3/ The Uncharted Element	6.5	4	1.625
6	Gelberg, Dave	A4/ Lunatic Fringe	6.0	4	1.500
7	Lindsey, Roy	A5/ Liver Die!	13.0	9	1.444
8	Huffman, David	A2/ North Raleigh Alliance	7.0	5	1.400
9	Foushee, Kevin	A1/ The Bullies	5.5	4	1.375
	Johnson, Michael	A1/ The Bullies	5.5	4	1.375
11	Stewart, Pete	A1/ The Bullies	4.0	3	1.333
12	Massengill, Chad	A3/ The Uncharted Element	5.0	4	1.250
13	Eason, Joel	A4/ Lunatic Fringe	8.5	7	1.214
14	Lange, Cody	A2/ North Raleigh Alliance	6.0	5	1.200
15	Elder, Craig	A1/ The Bullies	3.5	3	1.167

		<u>"B" Division</u>	<u>ASP</u>	<u>TGP</u>	<u>Ave.</u>
1	Mitchell, Sid	B7/ The Replacements Reloa	12.0	8	1.500
	Gallagher, Jim	B2/ Hump Day Hurlers	6.0	4	1.500
3	Holland, Steve	B6/ Nonessentials	4.0	3	1.333
4	Davis, Jimmy	B6/ Nonessentials	5.0	4	1.250
5	McNamara, Tim	B5/ Consistently Inconsistent	9.5	8	1.188
6	Butterworth, Dan	B4/ Armed & Hammered	3.5	3	1.167
	Shengulette, Jerry	B2/ Hump Day Hurlers	3.5	3	1.167
8	Mozzetti, Tim	B7/ The Replacements Reloa	8.0	7	1.143
9	Bruemmer, Wes	B1/ That! Just Happened	4.5	4	1.125
10	Fredrick, Karl	B4/ Armed & Hammered	7.5	7	1.071
11	White, Vic	B3/ Boom Baby!!!	8.5	8	1.063
12	Denton, Mike	B5/ Consistently Inconsistent	7.0	7	1.000
13	Grubb, Ed	B5/ Consistently Inconsistent	7.0	8	0.875
14	Bass, Joe	B5/ Consistently Inconsistent	4.0	5	0.800
15	Coe, Jason	B1/ That! Just Happened	2.0	3	0.667

		<u>"C" Division</u>	<u>ASP</u>	<u>TGP</u>	<u>Ave.</u>
1	Beaird, Tommy	C6/ DD-214	6.0	4	1.500
2	Velez, Jose	C3/ We're DR.UNK Again	10.5	8	1.313
3	Dykes, Shaun	C3/ We're DR.UNK Again	6.5	5	1.300
	Romanchek, David	C7/ Nine Lives	6.5	5	1.300
5	Tant, J.J.	C4/ Dysfunctional Outlaws	10.0	8	1.250
	Rigert, Joe, Sr.	C5/ Frankie & The 4 Marks	5.0	4	1.250
7	Suan, John	C3/ We're DR.UNK Again	8.0	7	1.143
8	Schroll, Jake	C2/ Garage Inc.	8.0	8	1.000
9	Murray, Shane	C4/ Dysfunctional Outlaws	3.5	4	0.875
10	Jones, Dustin	C3/ We're DR.UNK Again	5.5	7	0.786
11	Ellington, Dave	C2/ Garage Inc.	6.0	8	0.750
12	(four tied)		5.0	8	0.625
	(two tied)		2.5	4	0.625

		<u>"D" Division</u>	<u>ASP</u>	<u>TGP</u>	<u>Ave.</u>
1	Akos, Pat	D4/ Big Bulls	5.5	4	1.375
2	Bowman, Merrill	D1/ Shark Shooters	5.0	4	1.250
3	Burney, Gary	D6/ Cheap Shots	5.5	5	1.100
4	Buckman, Dave	D6/ Cheap Shots	8.0	8	1.000
	Knott, Ronnie	D4/ Big Bulls	7.0	7	1.000
	Lueneburg, Randy	D3/ Off Constantly-Reboot	4.0	4	1.000
7	Azevedo, Angelo	D3/ Off Constantly-Reboot	3.5	4	0.875
	Page, Scott	D4/ Big Bulls	3.5	4	0.875
	Stephenson, Scott	D5/ Methodical Insurrection	3.5	4	0.875
10	Neill, Greg	D5/ Methodical Insurrection	5.0	7	0.714
11	Rutten, Pete	D7/ Hump Day!	3.5	5	0.700
12	Todd, Patrick	D7/ Hump Day!	5.5	8	0.688
13	Toolan, Chris	D4/ Big Bulls	4.5	7	0.643
14	Mercer, Dave	D1/ Shark Shooters	2.5	4	0.625
	Wilson, John	D5/ Methodical Insurrection	2.5	4	0.625

		<u>"E" Division</u>	<u>ASP</u>	<u>TGP</u>	<u>Ave.</u>
1	Rudy, Jeff	E1/ One Armed Bandits	6.5	4	1.625
2	Baker, Dennis	E6/ Menace 2 Sobriety	3.0	4	0.750
	Trefzger, Ken	E1/ One Armed Bandits	3.0	4	0.750
4	Kirkpatrick, Scott	E4/ Red-eye Rangers	5.5	8	0.688
5	Borgia, Pete	E2/ Sharky's Machine	2.0	3	0.667
6	Pujol, Ollie Barriero	E3/ Darty Sanchez	2.5	4	0.625
7	White, J.J.	E6/ Menace 2 Sobriety	4.5	9	0.500
	Smith, Chris	E7/ Sippin' & Trippin'	4.0	8	0.500
	Wernet, Brad	E3/ Darty Sanchez	3.5	7	0.500
	Schaefer, John	E2/ Sharky's Machine	1.5	3	0.500
11	Trefzger, Mike	E3/ Darty Sanchez	2.5	6	0.417
12	Bouchard, Keith	E6/ Menace 2 Sobriety	3.5	9	0.389
13	Gartland, James	E6/ Menace 2 Sobriety	3.0	8	0.375
	Rouse, Chuck	E4/ Red-eye Rangers	3.0	8	0.375
15	Barrett, Darren	E2/ Sharky's Machine	1.0	3	0.333

		<u>"F" Division</u>	<u>ASP</u>	<u>TGP</u>	<u>Ave.</u>
1	Gagner, Chris	F1/ No Consensus	6.5	6	1.083
2	Schoch, Adam	F3/ Duck Yew	9.0	9	1.000
3	Ehrmann, Rob	F4/ Twisted Fork	6.0	7	0.857
4	Merkle, Patrick	F4/ Twisted Fork	6.5	8	0.813
5	Bither, Dana	F4/ Twisted Fork	5.5	8	0.688
6	Dehnel, Sebastian	F1/ No Consensus	5.0	8	0.625
	Finney, Dave	F7/ Backpfeifengesicht	2.5	4	0.625
	Samaluk, Somchai	F3/ Duck Yew	2.5	4	0.625
9	Swartzel, David	F1/ No Consensus	4.5	8	0.563
10	(seven tied)				0.500

		<u>"G" Division</u>	<u>ASP</u>	<u>TGP</u>	<u>Ave.</u>
1	Bowen, Andy	G3/ Banging The Wire	4.0	4	1.000
2	Prosser, Brad	G3/ Banging The Wire	3.5	4	0.875
	Rivera-Santiago, Joe	G1/ Ones Are Closed	3.5	4	0.875
4	Strickland, Jon	G4/ Shoot to Thrill	2.5	3	0.833
5	Barletta, Phil	G2/ Yeah Yeah Coach	2.0	3	0.667
6	McNamara, Ken	G6/ We're Sexy & We Throw	2.5	4	0.625
7	Woodard, Dave	G2/ Yeah Yeah Coach	3.5	6	0.583
8	Keim, Roger	G5/ Sofa Kings	4.0	8	0.500
	Plotkin, Jeremy	G5/ Sofa Kings	3.0	6	0.500
	Port, Brian	G3/ Banging The Wire	2.0	4	0.500
	Ross, Anne	G6/ We're Sexy & We Throw	2.0	4	0.500
12	Stoy, Jamie	G4/ Shoot to Thrill	2.5	7	0.357
13	(four tied)				0.333

		<u>Women's Records</u>			
		(# by div.: A-1, B-5, C-1, D-7, E-4, F-11, G-10)			
		<u>ASP</u>	<u>TGP</u>	<u>Ave.</u>	
A	Rosenfeld, Leslie	A6/ Brown's Terror Bulls	0.0	8	0.000
B	Phillips, Julie	B1/ That! Just Happened	2.5	4	0.625
	Hoover, Kim	B1/ That! Just Happened	1.5	3	0.500
C	Preciado, Amanda	C6/ DD-214	2.0	4	0.500
D	Kubel, Nicole	D3/ Off Constantly-Reboot	0.0	4	0.000
	Brady, Michelle	D5/ Methodical Insurrection	0.0	7	0.000
E	Caldwell, Taylor	E5/ That's What She Said	2.0	9	0.222
	Pulliam, Keri	E7/ Sippin' & Trippin'	1.0	8	0.125
F	Mathews, Olivia	F2/ Death Throw	3.0	8	0.375
	Wilberg, Chelsea	F6/ Dart Side of the Moon	1.0	3	0.333
	Osier, Emmalee	F5/ The Neighborhood Dart K	1.5	6	0.250
G	Ross, Anne	G6/ We're Sexy & We Throw	2.0	4	0.500
	Newton, Tammy	G4/ Shoot to Thrill	1.0	3	0.333
	Garcia, Cynthia	G1/ Ones Are Closed	1.0	4	0.250

	Singles	301	Singles	Cricket	Singles	Record	Singles Win %-age	Doubles	Cricket	Doubles	501	Doubles	Record	Doubles Win %-age	Sngls + Dbls	Record	Sngls + Dbls Win %-age	Tiebreaker Ws	Tiebreaker Ls	All-Star Points	Games Played	All-Star Point Average	Matches Played
A1/ The Bullies	5	1	6	0	11	1	0.917	3	0	3	0	6	0	1.000	23	1	0.958	0	0	22.0	24	0.917	
A 10 Cusher, Dean	0	0	0	0	0	0	---	1	0	1	0	2	0	1.000	2	0	1.000	0	0	1.5	2	0.750	1
A 11 Elder, Craig	1	0	1	0	2	0	1.000	1	0	0	0	1	0	1.000	3	0	1.000	0	0	3.5	3	1.167	1
A 12 Foushee, Kevin	1	0	1	0	2	0	1.000	1	0	1	0	2	0	1.000	4	0	1.000	0	0	5.5	4	1.375	1
A 13 Gibson, Pat	1	0	1	0	2	0	1.000	1	0	1	0	2	0	1.000	4	0	1.000	0	0	1.0	4	0.250	1
A 14 Johnson, Michael	0	1	1	0	1	1	0.500	1	0	1	0	2	0	1.000	3	1	0.750	0	0	5.5	4	1.375	1
A 15 Spellman, Alex	0	0	0	0	0	0	---	0	0	0	0	0	0	---	0	0	---	0	0	0.0	0	---	0
A 16 Stewart, Pete	1	0	1	0	2	0	1.000	0	0	1	0	1	0	1.000	3	0	1.000	0	0	4.0	3	1.333	1
A 17 Stewart, P.J.	1	0	1	0	2	0	1.000	1	0	1	0	2	0	1.000	4	0	1.000	0	0	1.0	4	0.250	1
A 18 Naylor, Dan	0	0	0	0	0	0	---	0	0	0	0	0	0	---	0	0	---	0	0	0.0	0	---	0
A 19 Stankevich, Scott	0	0	0	0	0	0	---	0	0	0	0	0	0	---	0	0	---	0	0	0.0	0	---	0
A2/ North Raleigh Alliance	11	1	10	2	21	3	0.875	6	0	6	0	12	0	1.000	45	3	0.938	0	0	67.5	48	1.406	
A 20 Huffman, David	0	0	1	0	1	0	1.000	2	0	2	0	4	0	1.000	5	0	1.000	0	0	7.0	5	1.400	2
A 21 Work, Joe	2	0	2	0	4	0	1.000	0	0	2	0	2	0	1.000	6	0	1.000	0	0	13.0	6	2.167	2
A 22 Minty, Ross	2	0	0	1	2	1	0.667	2	0	1	0	3	0	1.000	5	1	0.833	0	0	4.5	6	0.750	2
A 23 Phillips, Stevie	2	0	2	0	4	0	1.000	2	0	1	0	3	0	1.000	7	0	1.000	0	0	14.5	7	2.071	2
A 24 Wilcenski, Steve	2	0	2	0	4	0	1.000	1	0	1	0	2	0	1.000	6	0	1.000	0	0	5.0	6	0.833	2
A 25 Seward, Mike	2	0	2	0	4	0	1.000	1	0	2	0	3	0	1.000	7	0	1.000	0	0	11.5	7	1.643	2
A 26 Lange, Cody	0	1	1	0	1	1	0.500	2	0	1	0	3	0	1.000	4	1	0.800	0	0	6.0	5	1.200	2
A 27 Jones, Grey	1	0	0	1	1	1	0.500	2	0	2	0	4	0	1.000	5	1	0.833	0	0	6.0	6	1.000	2
A3/ The Uncharted Element	4	2	6	0	10	2	0.833	3	0	3	0	6	0	1.000	22	2	0.917	0	0	31.0	24	1.292	
A 30 Kilts, Jason	0	0	0	0	0	0	---	1	0	0	0	1	0	1.000	1	0	1.000	0	0	1.5	1	1.500	1
A 31 Beeson, Robb	0	0	0	0	0	0	---	0	0	0	0	0	0	---	0	0	---	0	0	0.0	0	---	0
A 32 Brown, Tom	0	1	1	0	1	1	0.500	1	0	1	0	2	0	1.000	3	1	0.750	0	0	2.0	4	0.500	1
A 33 Carroll, John	1	0	1	0	2	0	1.000	1	0	1	0	2	0	1.000	4	0	1.000	0	0	4.0	4	1.000	1
A 34 Massengill, Chad	1	0	1	0	2	0	1.000	1	0	1	0	2	0	1.000	4	0	1.000	0	0	5.0	4	1.250	1
A 35 Massengill, Randy	0	1	1	0	1	1	0.500	0	0	1	0	1	0	1.000	2	1	0.667	0	0	2.5	3	0.833	1
A 36 Persson, Kenny	1	0	1	0	2	0	1.000	1	0	1	0	2	0	1.000	4	0	1.000	0	0	6.5	4	1.625	1
A 37 Phillips, Robbie	1	0	1	0	2	0	1.000	1	0	1	0	2	0	1.000	4	0	1.000	0	0	9.5	4	2.375	1
A 38 Smith, Allen	0	0	0	0	0	0	---	0	0	0	0	0	0	---	0	0	---	0	0	0.0	0	---	0
A 39 Tan, Wil	0	0	0	0	0	0	---	0	0	0	0	0	0	---	0	0	---	0	0	0.0	0	---	0
A4/ Lunatic Fringe	5	7	10	2	15	9	0.625	3	3	2	4	5	7	0.417	25	23	0.521	0	0	33.0	48	0.688	
A 40 Eason, Joel	0	1	2	0	2	1	0.667	1	1	2	0	3	1	0.750	5	2	0.714	0	0	8.5	7	1.214	2
A 41 Klann, Eric	2	0	2	0	4	0	1.000	1	0	0	2	1	2	0.333	5	2	0.714	0	0	3.0	7	0.429	2
A 42 Bakowski, Adam	0	1	2	0	2	1	0.667	0	2	1	1	1	3	0.250	3	4	0.429	0	0	1.0	7	0.143	2
A 43 Zawrotniak, Joe	1	1	0	1	1	2	0.333	1	1	1	1	2	2	0.500	3	4	0.429	0	0	2.5	7	0.357	2
A 44 Bunn, Tim	1	1	2	0	3	1	0.750	1	0	0	2	1	2	0.333	4	3	0.571	0	0	3.5	7	0.500	2
A 45 Gelber, Dave	0	1	1	0	1	1	0.500	1	0	0	1	1	1	0.500	2	2	0.500	0	0	6.0	4	1.500	1
A 46 Badger, Steve	1	1	0	1	1	2	0.333	1	1	0	1	1	2	0.333	2	4	0.333	0	0	5.5	6	0.917	2
A 47 Peele, Dan	0	1	1	0	1	1	0.500	0	1	0	0	0	1	0.000	1	2	0.333	0	0	3.0	3	1.000	1
A5/ Liver Die!	6	6	3	9	9	15	0.375	1	5	2	4	3	9	0.250	15	33	0.313	0	0	36.5	48	0.760	
A 50 Parker, Charles	1	1	1	1	2	2	0.500	0	3	0	2	0	5	0.000	2	7	0.222	0	0	2.0	9	0.222	2
A 51 Lloyd, Billy	0	0	0	0	0	0	---	0	0	0	0	0	0	---	0	0	---	0	0	0.0	0	---	0
A 52 Fischlein, Kris	0	0	0	0	0	0	---	0	0	0	0	0	0	---	0	0	---	0	0	0.0	0	---	0
A 53 Keller, Tony	1	0	1	0	2	0	1.000	0	1	0	1	0	2	0.000	2	2	0.500	0	0	2.0	4	0.500	1
A 54 Wilcox, Randy	1	1	0	2	1	3	0.250	0	2	1	1	1	3	0.250	2	6	0.250	0	0	9.0	8	1.125	2
A 55 Reygers, Jeff	0	2	0	1	0	3	0.000	0	1	0	1	0	2	0.000	0	5	0.000	0	0	3.5	5	0.700	1
A 56 Gauthier, Kyle	1	0	1	0	2	0	1.000	1	0	1	0	2	0	1.000	4	0	1.000	0	0	4.0	4	1.000	1
A 57 Ridgway, Matt	0	2	0	3	0	5	0.000	1	1	1	1	2	2	0.500	2	7	0.222	0	0	3.0	9	0.333	2
A 58 Lindsey, Roy	2	0	0	2	2	2	0.500	0	2	1	2	1	4	0.200	3	6	0.333	0	0	13.0	9	1.444	2
A 59 (paid - but unfilled)	0	0	0	0	0	0	---	0	0	0	0	0	0	---	0	0	---	0	0	0.0	0	---	0
A6/ Brown's Terror Bulls	3	9	0	12	3	21	0.125	0	6	0	6	0	12	0.000	3	45	0.063	0	0	16.5	48	0.344	
A 60 Tanner, Dave	1	1	0	2	1	3	0.250	0	2	0	2	0	4	0.000	1	7	0.125	0	0	2.0	8	0.250	2
A 61 Wilson, Matt	1	1	0	2	1	3	0.250	0	2	0	2	0	4	0.000	1	7	0.125	0	0	6.5	8	0.813	2
A 62 Blake, Terry	1	0	0	2	1	2	0.333	0	1	0	1	0	2	0.000	1	4	0.200	0	0	2.0	5	0.400	2
A 63 Rosenfeld, Leslie	0	2	0	2	0	4	0.000	0	2	0	2	0	4	0.000	0	8	0.000	0	0	0.0	8	0.000	2
A 64 Al-Hoory, Ahmed	0	2	0	2	0	4	0.000	0	2	0	2	0	4	0.000	0	8	0.000	0	0	4.0	8	0.500	2
A 65 Kerr, Jim	0	1	0	1	0	2	0.000	0	1	0	1	0	2	0.000	0	4	0.000	0	0	1.0	4	0.250	1
A 66 Thompkins, Charles	0	2	0	1	0	3	0.000	0	2	0	2	0	4	0.000	0	7	0.000	0	0	1.0	7	0.143	2
A7/ Why So Serious?	2	10	1	11	3	21	0.125	2	4	2	4	4	8	0.333	11	37	0.229	0	0	23.5	48	0.490	
A 70 Cannizzaro, Anthony	0	1	0	2	0	3	0.000	1	1	1	1	2	2	0.500	2	5	0.286	0	0	3.5	7	0.500	2
A 71 Cannizzaro, Tyler	0	1	0	1	0	2	0.000	1	1	1	1	2	2	0.500	2	4	0.333	0	0	4.			

	Singles 301	Singles Cricket	Singles Record	Singles Win %-age	Doubles Cricket	Doubles 501	Doubles Record	Doubles Win %-age	Sngls + Dbls Record	Sngls + Dbls Win %-age	Tiebreaker Ws	Tiebreaker Ls	All-Star Points	Games Played	All-Star Point Average	Matches Played
<b>B1/ That! Just Happened</b>	4 2	2 4	6 6	0.500	0 3	1 2	1 5	0.167	8 16	0.333	0 0	11.5	24	0.479		
B 10 Phillips, Julie	1 0	1 0	2 0	1.000	0 1	0 1	0 2	0.000	2 2	0.500	0 0	2.5	4	0.625	1	
B 11 Hoover, Kim	0 1	0 1	0 2	0.000	0 0	0 1	0 1	0.000	0 3	0.000	0 0	1.5	3	0.500	1	
B 12 Ellis, E.J.	0 1	0 1	0 2	0.000	0 1	0 0	0 1	0.000	0 3	0.000	0 0	0.0	3	0.000	1	
B 13 Ginger, Chuck	1 0	0 1	1 1	0.500	0 1	1 0	1 1	0.500	2 2	0.500	0 0	0.0	4	0.000	1	
B 14 Morgan, Larry	0 0	0 1	0 1	0.000	0 1	1 0	1 1	0.500	1 2	0.333	0 0	1.0	3	0.333	1	
B 15 Brummer, Wes	1 0	1 0	2 0	1.000	0 1	0 1	0 2	0.000	2 2	0.500	0 0	4.5	4	1.125	1	
B 16 Coc, Jason	1 0	0 0	1 0	1.000	0 1	0 1	0 2	0.000	1 2	0.333	0 0	2.0	3	0.667	1	
B 17 Lefebvre, C.J.	0 0	0 0	0 0	---	0 0	0 0	0 0	---	0 0	---	0 0	0.0	0	---	0	
B 18 (paid - but unfilled)	0 0	0 0	0 0	---	0 0	0 0	0 0	---	0 0	---	0 0	0.0	0	---	0	
<b>B2/ Hump Day Hurlers</b>	7 5	5 7	12 12	0.500	3 3	3 3	6 6	0.500	24 24	0.500	0 0	23.0	48	0.479		
B 20 Snyder, Mike	1 1	0 1	1 2	0.333	1 1	0 2	1 3	0.250	2 5	0.286	0 0	1.0	7	0.143	2	
B 21 Litzsinger, Mike	1 1	0 1	1 2	0.333	0 1	1 0	1 1	0.500	2 3	0.400	0 0	1.0	5	0.200	2	
B 22 McCartney, Joe	1 1	2 0	3 1	0.750	1 1	1 1	2 2	0.500	5 3	0.625	0 0	4.5	8	0.563	2	
B 23 Gallagher, Jim	1 0	1 0	2 0	1.000	1 0	1 0	2 0	1.000	4 0	1.000	0 0	6.0	4	1.500	1	
B 24 Iager, John	1 1	1 1	2 2	0.500	0 1	1 1	1 2	0.333	3 4	0.429	0 0	1.0	7	0.143	2	
B 25 Sheer, Andy	1 0	0 0	1 0	1.000	1 0	0 1	1 1	0.500	2 1	0.667	0 0	1.0	3	0.333	1	
B 26 Jackson, Barry	0 1	1 1	1 2	0.333	1 1	0 1	1 2	0.333	2 4	0.333	0 0	3.5	6	0.583	2	
B 27 Shengulette, Jerry	1 0	0 1	1 1	0.500	0 1	0 0	0 1	0.000	1 2	0.333	0 0	3.5	3	1.167	1	
B 28 Townsley, Sean	0 0	0 2	0 2	0.000	1 0	2 0	3 0	1.000	3 2	0.600	0 0	1.5	5	0.300	2	
B 29 Snyder, Jenn	0 0	0 0	0 0	---	0 0	0 0	0 0	---	0 0	---	0 0	0.0	0	---	0	
<b>B3/ Boom Baby!!!</b>	7 5	8 4	15 9	0.625	5 1	1 5	6 6	0.500	27 21	0.563	0 0	23.5	48	0.490		
B 30 Zelinack, Jason	0 0	0 0	0 0	---	0 0	0 0	0 0	---	0 0	---	0 0	0.0	0	---	0	
B 31 Crowe, Jason	2 0	2 0	4 0	1.000	1 1	0 1	1 2	0.333	5 2	0.714	0 0	4.0	7	0.571	2	
B 32 Crompton, Jason	0 0	0 0	0 0	---	0 0	0 1	0 1	0.000	0 1	0.000	0 0	0.0	1	0.000	1	
B 33 Peele, Jim	0 0	0 0	0 0	---	0 0	0 0	0 0	---	0 0	---	0 0	0.0	0	---	0	
B 34 Jeffreys, Lee	0 2	1 1	1 3	0.250	2 0	1 1	3 1	0.750	4 4	0.500	0 0	2.5	8	0.313	2	
B 35 White, Vic	1 1	2 0	3 1	0.750	2 0	1 1	3 1	0.750	6 2	0.750	0 0	8.5	8	1.063	2	
B 36 Turner, Michael	1 1	0 2	1 3	0.250	2 0	0 2	2 2	0.500	3 5	0.375	0 0	2.0	8	0.250	2	
B 37 Bullard, Jacob	1 1	2 0	3 1	0.750	2 0	0 2	2 2	0.500	5 3	0.625	0 0	3.0	8	0.375	2	
B 38 Althoff, Paddy	2 0	1 1	3 1	0.750	1 1	0 2	1 3	0.250	4 4	0.500	0 0	3.5	8	0.438	2	
<b>B4/ Armed &amp; Hammered</b>	5 7	8 4	13 11	0.542	4 2	4 2	8 4	0.667	29 19	0.604	0 0	26.0	48	0.542		
B 40 O'Toole, Mike	1 1	1 0	2 1	0.667	1 1	1 1	2 2	0.500	4 3	0.571	0 0	4.0	7	0.571	2	
B 41 Butterworth, Dan	1 0	1 0	2 0	1.000	0 1	0 0	0 1	0.000	2 1	0.667	0 0	3.5	3	1.167	1	
B 42 Fredrick, Karl	0 1	2 0	2 1	0.667	2 0	2 0	4 0	1.000	6 1	0.857	0 0	7.5	7	1.071	2	
B 43 Arnold, Jimmy	1 1	0 2	1 3	0.250	2 1	2 0	4 1	0.800	5 4	0.556	0 0	2.0	9	0.222	2	
B 44 DeBastiani, Doug	0 1	1 0	1 1	0.500	0 0	0 0	0 0	---	1 1	0.500	0 0	1.5	2	0.750	1	
B 45 Butterworth, Jim	1 0	1 0	2 0	1.000	1 0	1 0	2 0	1.000	4 0	1.000	0 0	2.5	4	0.625	1	
B 46 Gamble, Mark	0 2	1 1	1 3	0.250	1 0	1 2	2 2	0.500	3 5	0.375	0 0	1.0	8	0.125	2	
B 47 Thomas, Tony	1 1	1 1	2 2	0.500	1 1	1 1	2 2	0.500	4 4	0.500	0 0	4.0	8	0.500	2	
<b>B5/ Consistently Inconsistent</b>	8 4	6 6	14 10	0.583	5 1	4 2	9 3	0.750	32 16	0.667	0 0	34.0	48	0.708		
B 50 Bass, Joe	1 1	1 0	2 1	0.667	1 0	1 0	2 0	1.000	4 1	0.800	0 0	4.0	5	0.800	2	
B 51 Grubb, Ed	2 0	0 2	2 2	0.500	1 1	2 0	3 1	0.750	5 3	0.625	0 0	7.0	8	0.875	2	
B 52 McNamara, Tim	2 0	1 1	3 1	0.750	2 0	1 1	3 1	0.750	6 2	0.750	0 0	9.5	8	1.188	2	
B 53 Schmaus, Darren	0 2	2 0	2 2	0.500	2 0	1 1	3 1	0.750	5 3	0.625	0 0	4.5	8	0.563	2	
B 54 Munsell, Jonathan	0 1	0 1	0 2	0.000	0 0	0 0	0 0	---	0 2	0.000	0 0	0.0	2	0.000	1	
B 55 Danias, Tony	0 0	0 2	0 2	0.000	1 0	1 1	2 1	0.667	2 3	0.400	0 0	2.0	5	0.400	2	
B 56 Scott, Lee	0 0	1 0	1 0	1.000	1 0	1 0	2 0	1.000	3 0	1.000	0 0	0.0	3	0.000	1	
B 57 Jeffcoat, Doug	1 0	0 0	1 0	1.000	1 0	0 0	1 0	1.000	2 0	1.000	0 0	0.0	2	0.000	2	
B 58 Levesque, Ben	0 0	0 0	0 0	---	0 0	0 0	0 0	---	0 0	---	0 0	0.0	0	---	0	
B 59 Denton, Mike	2 0	1 0	3 0	1.000	1 1	1 1	2 2	0.500	5 2	0.714	0 0	7.0	7	1.000	2	
<b>B6/ Nonessentials</b>	2 4	2 4	4 8	0.333	0 3	3 0	3 3	0.500	10 14	0.417	0 0	14.0	24	0.583		
B 60 Murdaugh, John	0 1	0 0	0 1	0.000	0 1	1 0	1 1	0.500	1 2	0.333	0 0	0.0	3	0.000	1	
B 61 Rodgers, Trey	0 1	1 0	1 1	0.500	0 1	1 0	1 1	0.500	2 2	0.500	0 0	2.0	4	0.500	1	
B 62 Blackwelder, Deb	0 0	0 1	0 1	0.000	0 0	1 0	1 0	1.000	1 1	0.500	0 0	1.5	2	0.750	1	
B 63 Ridenour, Ron	1 0	0 1	1 1	0.500	0 0	1 0	1 0	1.000	2 1	0.667	0 0	1.5	3	0.500	1	
B 64 Beaudoin, Paul	0 0	1 0	1 0	1.000	0 1	1 0	1 1	0.500	2 1	0.667	0 0	0.0	3	0.000	1	
B 65 Davis, Jimmy	1 0	0 1	1 1	0.500	0 1	1 0	1 1	0.500	2 2	0.500	0 0	5.0	4	1.250	1	
B 66 Fournier, Jeff	0 1	0 0	0 1	0.000	0 1	0 0	0 1	0.000	0 2	0.000	0 0	0.0	2	0.000	1	
B 67 Holland, Steve	0 1	0 1	0 2	0.000	0 1	0 0	0 1	0.000	0 3	0.000	0 0	4.0	3	1.333	1	
<b>B7/ The Replacements Reloaded</b>	3 9	5 7	8 16	0.333	1 5	2 4	3 9	0.250	14 34	0.292	0 0	25.5	48	0.531		
B 70 Mozzetti, Tim "Tex"	1 0	1 1	2 1	0.667	1 1	1 1	2 2	0.500	4 3	0.571	0 0	8.0	7	1.143	2	
B 71 Mitchell, Sid	1 1	2 0	3 1	0.750	0 2	1 1	1 3	0.250	4 4	0.500	0 0	12.0	8	1.500	2	
B 72 Bird, Victor	0 1	0 0	0 1	0.000	0 1	0 1	0 2	0.000	0 3	0.000	0 0	0.0	3	0.000	1	
B 73 Flood, Tom	0 2	1 1	1 3	0.250	0 1	0 2	0 3	0.000	1 6	0.143	0 0	2.0	7	0.286	2	
B 74 Webb, Steve	0 1	0 1	0 2	0.000	0 1	1 0	1 1	0.500	1 3	0.250	0 0	0.0	4	0.000	1	
B 75 Simons, Emmett	1 1	1 1	2 2	0.500	1 0	1 0	2 0	1.000	4 2	0.667	0 0	1.0	6	0.167	2	
B 76 Thomas, Joe "Antique"	0 2	0 1	0 3	0.000	0 2	0 2	0 4	0.000	0 7	0.000	0 0	1.5	7	0.214	2	
B 77 Coleman, Brian	0 1	0 1	0 2	0.000	0 1	0 1	0 2	0.000	0 4	0.000	0 0	1.0	4	0.250	1	
B 78 Thomas, Jill	0 0	0 0	0 0	---	0 0	0 0	0 0	---	0 0	---	0 0	0.0	0	---	0	
B 79 Solizbaptiste, Marcelo	0 0	0 1	0 1	0.000	0 1	0 0	0 1	0.000	0 2	0.000	0 0	0.0	2	0.000	1	

	Singles 301	Singles Cricket	Singles Record	Singles Win %-age	Doubles Cricket	Doubles 501	Doubles Record	Doubles Win %-age	Sngls + Dbls Record	Sngls + Dbls Win %-age	Tiebreaker Ws	Tiebreaker Ls	All-Star Points	Games Played	All-Star Point Average	Matches Played
C1/ Darty Minds	6 6	6 6	12 12	0.500	4 2	2 4	6 6	0.500	24 24	0.500	0 0	22.0	48	0.458		
C 10 Foushee, Eugene	1 1	0 2	1 3	0.250	1 1	1 1	2 2	0.500	3 5	0.375	0 0	1.5	8	0.188	2	
C 11 Jobe, C.J.	1 1	0 2	1 3	0.250	2 0	0 2	2 2	0.500	3 5	0.375	0 0	4.0	8	0.500	2	
C 12 Martin, Pat	0 2	2 0	2 2	0.500	2 0	0 2	2 2	0.500	4 4	0.500	0 0	3.0	8	0.375	2	
C 13 Dickenson, Joel	1 1	1 1	2 2	0.500	1 1	1 1	2 2	0.500	4 4	0.500	0 0	5.0	8	0.625	2	
C 14 Reitano, Sal	0 0	0 0	0 0	---	0 0	0 0	0 0	---	0 0	---	0 0	0.0	0	---	0	
C 15 Maccini, Billy	1 1	2 0	3 1	0.750	1 1	2 0	3 1	0.750	6 2	0.750	0 0	5.0	8	0.625	2	
C 16 Horton, Tony	1 0	1 0	2 0	1.000	1 0	0 1	1 1	0.500	3 1	0.750	0 0	2.5	4	0.625	1	
C 17 Evans, Mike	1 0	0 1	1 1	0.500	0 1	0 1	0 2	0.000	1 3	0.250	0 0	1.0	4	0.250	1	
C2/ Garage Inc.	8 4	4 8	12 12	0.500	3 3	1 5	4 8	0.333	20 28	0.417	0 0	27.5	48	0.573		
C 20 Long, Gary	2 0	2 0	4 0	1.000	2 0	0 2	2 2	0.500	6 2	0.750	0 0	1.0	8	0.125	2	
C 21 Gardner, Mike	0 0	0 0	0 0	---	0 0	0 0	0 0	---	0 0	---	0 0	0.0	0	---	0	
C 22 Long, Robert	1 1	0 2	1 3	0.250	0 2	0 2	0 4	0.000	1 7	0.125	0 0	4.0	8	0.500	2	
C 23 Ellington, Dave	1 1	1 1	2 2	0.500	0 2	1 1	1 3	0.250	3 5	0.375	0 0	6.0	8	0.750	2	
C 24 Morin, Deane "Dino"	1 1	0 2	1 3	0.250	1 1	0 2	1 3	0.250	2 6	0.250	0 0	5.0	8	0.625	2	
C 25 Williams, Denwood	1 1	1 1	2 2	0.500	1 1	1 1	2 2	0.500	4 4	0.500	0 0	3.5	8	0.438	2	
C 26 Schroll, Jake	2 0	0 2	2 2	0.500	2 0	0 2	2 2	0.500	4 4	0.500	0 0	8.0	8	1.000	2	
C 27 Ellington, Jake	0 0	0 0	0 0	---	0 0	0 0	0 0	---	0 0	---	0 0	0.0	0	---	0	
C3/ We're DR.UNK Again	7 5	6 6	13 11	0.542	4 2	4 2	8 4	0.667	29 19	0.604	0 0	37.5	48	0.781		
C 30 Reece, Robert	0 2	0 0	0 2	0.000	0 0	0 0	0 0	---	0 2	0.000	0 0	0.0	2	0.000	2	
C 31 Gouge, Shane	2 0	0 2	2 2	0.500	1 1	2 0	3 1	0.750	5 3	0.625	0 0	5.0	8	0.625	2	
C 32 Jones, Dustin	1 0	2 0	3 0	1.000	2 0	1 1	3 1	0.750	6 1	0.857	0 0	5.5	7	0.786	2	
C 33 Velez, Jose	2 0	1 1	3 1	0.750	2 0	1 1	3 1	0.750	6 2	0.750	0 0	10.5	8	1.313	2	
C 34 Haire, Chris	1 1	0 1	1 2	0.333	0 1	2 0	2 1	0.667	3 3	0.500	0 0	0.0	6	0.000	2	
C 35 Suan, John	1 0	1 1	2 1	0.667	2 0	1 1	3 1	0.750	5 2	0.714	0 0	8.0	7	1.143	2	
C 36 Dykes, Shaun	0 1	1 1	1 2	0.333	0 2	0 0	0 2	0.000	1 4	0.200	0 0	6.5	5	1.300	2	
C 37 Johnson, Timmy	0 1	1 0	1 1	0.500	1 0	1 1	2 1	0.667	3 2	0.600	0 0	2.0	5	0.400	2	
C4/ Dysfunctional Outlaws	3 9	8 4	11 13	0.458	1 5	5 1	6 6	0.500	23 25	0.479	0 0	21.0	48	0.438		
C 40 Clark, Dan	1 1	2 0	3 1	0.750	0 2	1 1	1 3	0.250	4 4	0.500	0 0	0.0	8	0.000	2	
C 41 Smith, Brian	0 2	2 0	2 2	0.500	1 1	2 0	3 1	0.750	5 3	0.625	0 0	3.0	8	0.375	2	
C 42 Tant, J.J.	2 0	2 0	4 0	1.000	0 2	2 0	2 2	0.500	6 2	0.750	0 0	10.0	8	1.250	2	
C 43 Peterson, Chris	0 3	1 1	1 4	0.200	0 2	2 0	2 2	0.500	3 6	0.333	0 0	2.0	9	0.222	2	
C 44 Steppe, Mike	0 1	0 2	0 3	0.000	0 2	2 0	2 2	0.500	2 5	0.286	0 0	2.5	7	0.357	2	
C 45 Talley, Gray	0 1	0 1	0 2	0.000	0 1	0 1	0 2	0.000	0 4	0.000	0 0	0.0	4	0.000	2	
C 46 Murray, Shane	0 1	1 0	1 1	0.500	1 0	1 0	2 0	1.000	3 1	0.750	0 0	3.5	4	0.875	1	
C5/ Frankie & The 4 Marks	3 3	4 2	7 5	0.583	1 2	2 1	3 3	0.500	13 11	0.542	0 0	14.0	24	0.583		
C 50 Bialaszewski, Rich	0 1	1 0	1 1	0.500	1 0	1 0	2 0	1.000	3 1	0.750	0 0	1.0	4	0.250	1	
C 51 Powell, Lee	0 1	0 1	0 2	0.000	1 0	1 0	2 0	1.000	2 2	0.500	0 0	2.0	4	0.500	1	
C 52 Bushman, Brad	0 0	0 0	0 0	---	0 0	0 0	0 0	---	0 0	---	0 0	0.0	0	---	0	
C 53 Rigert, Joe, Sr.	1 0	1 0	2 0	1.000	0 1	1 0	1 1	0.500	3 1	0.750	0 0	5.0	4	1.250	1	
C 54 Raquet, Mike	1 0	1 0	2 0	1.000	0 1	0 1	0 2	0.000	2 2	0.500	0 0	1.0	4	0.250	1	
C 55 Denton, Fon	0 0	0 1	0 1	0.000	0 1	0 1	0 2	0.000	0 3	0.000	0 0	1.5	3	0.500	1	
C 56 Gardner, Kenn	1 0	1 0	2 0	1.000	0 1	1 0	1 1	0.500	3 1	0.750	0 0	2.5	4	0.625	1	
C 57 Healy, Simon	0 0	0 0	0 0	---	0 0	0 0	0 0	---	0 0	---	0 0	0.0	0	---	0	
C 58 Lane, Bob	0 1	0 0	0 1	0.000	0 0	0 0	0 0	---	0 1	0.000	0 0	1.0	1	1.000	1	
C6/ DD-214	2 4	1 5	3 9	0.250	2 1	1 2	3 3	0.500	9 15	0.375	0 0	9.0	24	0.375		
C 60 Hunsberger, Jim	0 0	0 0	0 0	---	0 0	0 0	0 0	---	0 0	---	0 0	0.0	0	---	0	
C 61 Guenther, George	0 1	0 1	0 2	0.000	1 0	0 1	1 1	0.500	1 3	0.250	0 0	1.0	4	0.250	1	
C 62 Gabry, Greg	0 0	0 1	0 1	0.000	0 1	0 1	0 2	0.000	0 3	0.000	0 0	0.0	3	0.000	1	
C 63 Brody, Kevin	0 0	0 0	0 0	---	0 0	0 0	0 0	---	0 0	---	0 0	0.0	0	---	0	
C 64 Beaird, Tommy	1 0	0 1	1 1	0.500	1 0	0 1	1 1	0.500	2 2	0.500	0 0	6.0	4	1.500	1	
C 65 Preciado, Amanda "Stitche"	1 0	1 0	2 0	1.000	1 0	1 0	2 0	1.000	4 0	1.000	0 0	2.0	4	0.500	1	
C 66 Limerick, Jeremy	0 1	0 1	0 2	0.000	1 0	1 0	2 0	1.000	2 2	0.500	0 0	0.0	4	0.000	1	
C 67 Klein, Norm	0 1	0 0	0 1	0.000	0 1	0 0	0 1	0.000	0 2	0.000	0 0	0.0	2	0.000	1	
C 68 Jones, Jeff	0 0	0 0	0 0	---	0 0	0 0	0 0	---	0 0	---	0 0	0.0	0	---	0	
C 69 Owen, Hal	0 1	0 1	0 2	0.000	0 0	0 1	0 1	0.000	0 3	0.000	0 0	0.0	3	0.000	1	
C7/ Nine Lives	7 5	7 5	14 10	0.583	3 3	3 3	6 6	0.500	26 22	0.542	0 0	21.5	48	0.448		
C 70 Romanchek, David	1 0	2 0	3 0	1.000	0 1	1 0	1 1	0.500	4 1	0.800	0 0	6.5	5	1.300	1	
C 71 Smith, Butch	3 0	1 1	4 1	0.800	1 2	1 2	2 4	0.333	6 5	0.545	0 0	3.0	11	0.273	2	
C 72 Copple, Matthew	0 1	2 0	2 1	0.667	0 2	0 1	0 3	0.000	2 4	0.333	0 0	2.0	6	0.333	1	
C 73 Mays, John	0 0	0 0	0 0	---	0 0	0 0	0 0	---	0 0	---	0 0	0.0	0	---	0	
C 74 Marsden, James	0 2	0 2	0 4	0.000	1 0	1 0	2 0	1.000	2 4	0.333	0 0	1.5	6	0.250	1	
C 75 Keever, David	1 0	1 0	2 0	1.000	1 0	0 1	1 1	0.500	3 1	0.750	0 0	1.5	4	0.375	1	
C 76 Smith, Tyler	2 1	1 1	3 2	0.600	2 1	3 1	5 2	0.714	8 4	0.667	0 0	5.0	12	0.417	2	
C 77 Gibson, Jack	0 1	0 1	0 2	0.000	1 0	0 1	1 1	0.500	1 3	0.250	0 0	2.0	4	0.500	1	
C 78 Porcelli, Robb	0 0	0 0	0 0	---	0 0	0 0	0 0	---	0 0	---	0 0	0.0	0	---	0	

	Singles 301	Singles Cricket	Singles Record	Singles Win %-age	Doubles Cricket	Doubles 501	Doubles Record	Doubles Win %-age	Sngls + Dbls Record	Sngls + Dbls Win %-age	Tiebreaker Ws	Tiebreaker Ls	All-Star Points	Games Played	All-Star Point Average	Matches Played
<b>D1/ Shark Shooters</b>	2 4	2 4	4 8	0.333	2 1	2 1	4 2	0.667	12 12	0.500	7 0	9.5	24	0.396		
D 10 Stacy, Michelle	0 1	0 0	0 1	0.000	0 0	0 0	0 0	---	0 1	0.000	1 0	0.0	1	0.000	1	
D 11 Stacy, Rod	1 0	1 0	2 0	1.000	0 1	1 0	1 1	0.500	3 1	0.750	1 0	0.0	4	0.000	1	
D 12 Mitchell, Liz	0 0	0 0	0 0	---	0 0	0 0	0 0	---	0 0	---	0 0	0.0	0	---	0	
D 13 Bowman, Merrill	0 1	1 0	1 1	0.500	1 0	1 0	2 0	1.000	3 1	0.750	1 0	5.0	4	1.250	1	
D 14 Mercer, Dave	0 1	0 1	0 2	0.000	1 0	0 1	1 1	0.500	1 3	0.250	1 0	2.5	4	0.625	1	
D 15 Lane, Timothy	0 1	0 1	0 2	0.000	1 0	1 0	2 0	1.000	2 2	0.500	1 0	2.0	4	0.500	1	
D 16 Taylor, Eric	1 0	0 1	1 1	0.500	1 0	0 1	1 1	0.500	2 2	0.500	1 0	0.0	4	0.000	1	
D 17 Gibson, Thomas "TA"	0 0	0 0	0 0	---	0 0	0 0	0 0	---	0 0	---	0 0	0.0	0	---	0	
D 18 Crites, Randy	0 0	0 1	0 1	0.000	0 1	1 0	1 1	0.500	1 2	0.333	1 0	0.0	3	0.000	1	
D 19 (paid - but unfilled)	0 0	0 0	0 0	---	0 0	0 0	0 0	---	0 0	---	0 0	0.0	0	---	0	
<b>D2/ Rif Raf</b>	4 8	7 5	11 13	0.458	2 4	4 2	6 6	0.500	23 25	0.479	7 0	9.0	48	0.188		
D 20 Gaertner, Brian	0 2	0 1	0 3	0.000	1 0	1 0	2 0	1.000	2 3	0.400	1 0	0.0	5	0.000	2	
D 21 St. Clair, Matt	0 0	0 0	0 0	---	0 0	0 0	0 0	---	0 0	---	0 0	0.0	0	---	0	
D 22 Diamond, Paddy	0 1	0 1	0 2	0.000	0 1	0 1	0 2	0.000	0 4	0.000	0 0	0.0	4	0.000	1	
D 23 Byrne, Matt	2 0	2 0	4 0	1.000	1 1	1 1	2 2	0.500	6 2	0.750	1 0	2.0	8	0.250	2	
D 24 Shorrock, Will	0 1	0 1	0 2	0.000	0 1	1 0	1 1	0.500	1 3	0.250	1 0	2.0	4	0.500	1	
D 25 Reid, Chris	1 0	1 0	2 0	1.000	1 0	1 0	2 0	1.000	4 0	1.000	1 0	1.0	4	0.250	1	
D 26 Zelmer, Tom	0 1	0 1	0 2	0.000	0 1	1 0	1 1	0.500	1 3	0.250	0 0	0.0	4	0.000	1	
D 27 Piquet, David	0 0	1 0	1 0	1.000	0 1	0 1	0 2	0.000	1 2	0.333	1 0	0.0	3	0.000	1	
D 28 Winters, Tom "Tiny"	0 2	1 1	1 3	0.250	0 2	1 1	1 3	0.250	2 6	0.250	1 0	1.0	8	0.125	2	
D 29 Howsare, Patrick	1 1	2 0	3 1	0.750	1 1	2 0	3 1	0.750	6 2	0.750	1 0	3.0	8	0.375	2	
<b>D3/ Off Constantly-Reboot</b>	5 1	4 2	9 3	0.750	3 0	3 0	6 0	1.000	21 3	0.875	0 0	9.0	24	0.375		
D 30 Cotton, Barbara	1 0	0 0	1 0	1.000	0 0	0 0	0 0	---	1 0	1.000	0 0	0.0	1	0.000	1	
D 31 Roberts, Mike	0 1	0 0	0 1	0.000	1 0	0 0	1 0	1.000	1 1	0.500	0 0	0.0	2	0.000	1	
D 32 Kubel, Nicole	1 0	0 1	1 1	0.500	1 0	1 0	2 0	1.000	3 1	0.750	0 0	0.0	4	0.000	1	
D 33 Tuffillaro, Lou	1 0	1 0	2 0	1.000	1 0	1 0	2 0	1.000	4 0	1.000	0 0	0.0	4	0.000	1	
D 34 Azevedo, Angelo	1 0	1 0	2 0	1.000	1 0	1 0	2 0	1.000	4 0	1.000	0 0	3.5	4	0.875	1	
D 35 Olsen, Kevin	0 0	1 0	1 0	1.000	1 0	1 0	2 0	1.000	3 0	1.000	0 0	1.5	3	0.500	1	
D 36 Holt, Ben	0 0	0 1	0 1	0.000	0 0	1 0	1 0	1.000	1 1	0.500	0 0	0.0	2	0.000	1	
D 37 Lueneburg, Randy	1 0	1 0	2 0	1.000	1 0	1 0	2 0	1.000	4 0	1.000	0 0	4.0	4	1.000	1	
D 38 Connell, Jamie	0 0	0 0	0 0	---	0 0	0 0	0 0	---	0 0	---	0 0	0.0	0	---	0	
<b>D4/ Big Bulls</b>	4 8	8 4	12 12	0.500	2 4	2 4	4 8	0.333	20 28	0.417	7 0	28.5	48	0.594		
D 40 Toolan, Chris	1 1	1 0	2 1	0.667	1 1	2 0	3 1	0.750	5 2	0.714	1 0	4.5	7	0.643	2	
D 41 Fitzgerald, Dennis	0 2	1 1	1 3	0.250	0 1	0 2	0 3	0.000	1 6	0.143	1 0	4.0	7	0.571	2	
D 42 Reinert, Kevin	0 0	1 0	1 0	1.000	0 0	0 0	0 0	---	1 0	1.000	0 0	0.0	1	0.000	1	
D 43 Talton, Chris	0 1	0 1	0 2	0.000	0 1	1 0	1 1	0.500	1 3	0.250	0 0	0.0	4	0.000	1	
D 44 McWhorter, Mike	0 1	0 2	0 3	0.000	0 2	0 2	0 4	0.000	0 7	0.000	1 0	1.0	7	0.143	2	
D 45 Knott, Ronnie	1 1	2 0	3 1	0.750	1 1	0 1	1 2	0.333	4 3	0.571	1 0	7.0	7	1.000	2	
D 46 Flanagan, Stephen	0 0	0 0	0 0	---	0 0	0 0	0 0	---	0 0	---	0 0	0.0	0	---	0	
D 47 Akos, Pat	0 1	1 0	1 1	0.500	0 1	0 1	0 2	0.000	1 3	0.250	1 0	5.5	4	1.375	1	
D 48 Stewart, Kevin	1 1	1 0	2 1	0.667	1 1	1 1	2 2	0.500	4 3	0.571	1 0	3.0	7	0.429	2	
D 49 Page, Scott	1 0	1 0	2 0	1.000	1 0	0 1	1 1	0.500	3 1	0.750	1 0	3.5	4	0.875	1	
<b>D5/ Methodical Insurrection</b>	5 7	4 8	9 15	0.375	3 3	2 4	5 7	0.417	19 29	0.396	0 0	23.0	48	0.479		
D 50 Venable, Mike	1 1	1 0	2 1	0.667	1 1	1 1	2 2	0.500	4 3	0.571	0 0	4.0	7	0.571	2	
D 51 Stephenson, Scott	0 1	1 0	1 1	0.500	0 1	0 1	0 2	0.000	1 3	0.250	0 0	3.5	4	0.875	1	
D 52 Stallings, Joe	0 0	0 1	0 1	0.000	0 1	0 1	0 2	0.000	0 3	0.000	0 0	0.0	3	0.000	1	
D 53 Wilson, John	1 0	0 1	1 1	0.500	1 0	1 0	2 0	1.000	3 1	0.750	0 0	2.5	4	0.625	1	
D 54 Wilson, Chris	1 1	0 2	1 3	0.250	1 0	1 1	2 1	0.667	3 4	0.429	0 0	3.5	7	0.500	2	
D 55 Brady, Michelle	1 1	0 1	1 2	0.333	1 1	1 1	2 2	0.500	3 4	0.429	0 0	0.0	7	0.000	2	
D 56 Neill, Greg	1 1	1 1	2 2	0.500	1 0	0 2	1 2	0.333	3 4	0.429	0 0	5.0	7	0.714	2	
D 57 Sweet, Phyllis	0 0	0 1	0 1	0.000	0 1	0 0	0 1	0.000	0 2	0.000	0 0	1.0	2	0.500	1	
D 58 Sweet, Jim	0 2	1 1	1 3	0.250	1 1	0 1	1 2	0.333	2 5	0.286	0 0	3.5	7	0.500	2	
<b>D6/ Cheap Shots</b>	8 4	7 5	15 9	0.625	3 3	2 4	5 7	0.417	25 23	0.521	0 7	21.0	48	0.438		
D 60 Buckman, Dave	2 0	0 2	2 2	0.500	1 1	2 0	3 1	0.750	5 3	0.625	0 1	8.0	8	1.000	2	
D 61 Burney, Gary	0 1	1 1	1 2	0.333	0 1	0 1	0 2	0.000	1 4	0.200	0 1	5.5	5	1.100	2	
D 62 Hindle, Mikey	0 0	0 0	0 0	---	0 0	0 0	0 0	---	0 0	---	0 0	0.0	0	---	0	
D 63 Witz, Steve	2 0	0 0	2 0	1.000	2 0	0 2	2 2	0.500	4 2	0.667	0 1	2.5	6	0.417	2	
D 64 James, Bob	1 1	2 0	3 1	0.750	0 2	1 1	1 3	0.250	4 4	0.500	0 1	2.0	8	0.250	2	
D 65 Hall, Josh	1 0	1 1	2 1	0.667	1 1	1 1	2 2	0.500	4 3	0.571	0 1	3.0	7	0.429	2	
D 66 Sellers, Mark	1 0	1 0	2 0	1.000	1 0	0 1	1 1	0.500	3 1	0.750	0 1	0.0	4	0.000	1	
D 67 Clark, Bryce	1 1	1 1	2 2	0.500	0 1	0 2	0 3	0.000	2 5	0.286	0 1	0.0	7	0.000	2	
D 68 Bemis, Matt	0 1	1 0	1 1	0.500	1 0	0 0	1 0	1.000	2 1	0.667	0 0	0.0	3	0.000	1	
<b>D7/ Hump Day!</b>	8 4	4 8	12 12	0.500	3 3	3 3	6 6	0.500	24 24	0.500	0 14	25.0	48	0.521		
D 70 Ruttan, Pete	0 0	0 2	0 2	0.000	1 1	1 0	2 1	0.667	2 3	0.400	0 2	3.5	5	0.700	2	
D 71 Baldwin, Randy	1 1	2 0	3 1	0.750	1 1	2 0	3 1	0.750	6 2	0.750	0 2	4.0	8	0.500	2	
D 72 Deemer, Randy	1 1	1 1	2 2	0.500	1 1	0 2	1 3	0.250	3 5	0.375	0 2	2.0	8	0.250	2	
D 73 Todd, Patrick	2 0	0 2	2 2	0.500	1 1	1 1	2 2	0.500	4 4	0.500	0 2	5.5	8	0.688	2	
D 74 Bush, Jim	1 1	0 0	1 1	0.500	0 0	0 1	0 1	0.000	1 2	0.333	0 2	1.5	3	0.500	1	
D 75 McEwen, William	2 0	1 1	3 1	0.750	1 1	0 2	1 3	0.250	4 4	0.500	0 2	4.0	8	0.500	2	
D 76 Moore, Mark	0 0	0 0	0 0	---	0 0	0 0	0 0	---	0 0	---	0 0	0.0	0	---	0	
D 77 Krestalude, Andy	1 1	0 2	1 3	0.250	1 1	2 0	3 1	0.750	4 4	0.500	0 2	4.5	8	0.563	2	
D 78 Terry, Bob	0 0	0 0	0 0	---	0 0	0 0	0 0	---	0 0	---	0 0	0.0	0	---	0	

	Singles 301	Singles Cricket	Singles Record	Singles Win %-age	Doubles Cricket	Doubles 501	Doubles Record	Doubles Win %-age	Sngls + Dbls Record	Sngls + Dbls Win %-age	Tiebreaker Ws	Tiebreaker Ls	All-Star Points	Games Played	All-Star Point Average	Matches Played
E1/ One Armed Bandits	3 3	5 1	8 4	0.667	3 0	3 0	6 0	1.000	20 4	0.833	0 0	11.5	24	0.479		
E 10 Kiser, Lyman	0 1	0 0	0 1	0.000	1 0	1 0	2 0	1.000	2 1	0.667	0 0	0.0	3	0.000	1	
E 11 Rudy, Jeff	1 0	1 0	2 0	1.000	1 0	1 0	2 0	1.000	4 0	1.000	0 0	6.5	4	1.625	1	
E 12 White, Jim	0 1	1 0	1 1	0.500	1 0	1 0	2 0	1.000	3 1	0.750	0 0	1.0	4	0.250	1	
E 13 Hansen, Josh	0 1	0 1	0 2	0.000	0 0	0 0	0 0	---	0 2	0.000	0 0	0.0	2	0.000	1	
E 14 Munn, Chuck	0 0	0 0	0 0	---	0 0	0 0	0 0	---	0 0	---	0 0	0.0	0	---	0	
E 15 Murphy, Phil	1 0	1 0	2 0	1.000	1 0	1 0	2 0	1.000	4 0	1.000	0 0	1.0	4	0.250	1	
E 16 Trefzger, Ken	1 0	1 0	2 0	1.000	1 0	1 0	2 0	1.000	4 0	1.000	0 0	3.0	4	0.750	1	
E 17 Richardson, Shane	0 0	0 0	0 0	---	0 0	0 0	0 0	---	0 0	---	0 0	0.0	0	---	0	
E 18 Kinden, Pete	0 0	1 0	1 0	1.000	1 0	1 0	2 0	1.000	3 0	1.000	0 0	0.0	3	0.000	1	
E 19 Phelps, Doug	0 0	0 0	0 0	---	0 0	0 0	0 0	---	0 0	---	0 0	0.0	0	---	0	
E2/ Sharky's Machine	4 2	5 1	9 3	0.750	3 0	1 2	4 2	0.667	17 7	0.708	0 0	5.5	24	0.229		
E 20 Bateman, Jimmy	1 0	1 0	2 0	1.000	1 0	0 0	1 0	1.000	3 0	1.000	0 0	0.0	3	0.000	1	
E 21 Allison, Frank	1 0	0 0	1 0	1.000	1 0	1 0	2 0	1.000	3 0	1.000	0 0	0.0	3	0.000	1	
E 22 Borgia, Pete	0 1	0 0	0 1	0.000	1 0	0 1	1 1	0.500	1 2	0.333	0 0	2.0	3	0.667	1	
E 23 Barrett, Darren	1 0	1 0	2 0	1.000	1 0	0 0	1 0	1.000	3 0	1.000	0 0	1.0	3	0.333	1	
E 24 Schaefer, Dan	0 1	0 0	0 1	0.000	1 0	0 1	1 1	0.500	1 2	0.333	0 0	0.0	3	0.000	1	
E 25 Kruger, Lonny	0 0	1 0	1 0	1.000	1 0	0 0	1 0	1.000	2 0	1.000	0 0	1.0	2	0.500	1	
E 26 Schaefer, John	1 0	1 0	2 0	1.000	0 0	0 1	0 1	0.000	2 1	0.667	0 0	1.5	3	0.500	1	
E 27 Schaefer, Michael	0 0	1 0	1 0	1.000	0 0	0 1	0 1	0.000	1 1	0.500	0 0	0.0	2	0.000	1	
E 28 Fink, Scott	0 0	0 1	0 1	0.000	0 0	1 0	1 0	1.000	1 1	0.500	0 0	0.0	2	0.000	1	
E3/ Darty Sanchez	7 5	8 4	15 9	0.625	3 3	4 2	7 5	0.583	29 19	0.604	0 0	14.0	48	0.292		
E 30 Trefzger, Mike	1 1	2 0	3 1	0.750	0 1	0 1	0 2	0.000	3 3	0.500	0 0	2.5	6	0.417	2	
E 31 Trefzger, Eric	1 0	1 0	2 0	1.000	1 0	1 0	2 0	1.000	4 0	1.000	0 0	0.0	4	0.000	1	
E 32 Maierhofer, Sean	0 1	0 0	0 1	0.000	1 0	0 0	1 0	1.000	1 1	0.500	0 0	0.0	2	0.000	1	
E 33 Goodrich, Brett	1 0	1 0	2 0	1.000	0 1	1 0	1 1	0.500	3 1	0.750	0 0	1.0	4	0.250	1	
E 34 Wernet, Brad	1 0	1 1	2 1	0.667	1 1	2 0	3 1	0.750	5 2	0.714	0 0	3.5	7	0.500	2	
E 35 Collier, Chris	0 2	1 0	1 2	0.333	2 0	2 0	4 0	1.000	5 2	0.714	0 0	1.0	7	0.143	2	
E 36 Stroud, Zach	1 1	0 1	1 2	0.333	0 1	0 2	0 3	0.000	1 5	0.167	0 0	1.0	6	0.167	2	
E 37 Robinson, Mike	2 0	2 0	4 0	1.000	1 1	1 1	2 2	0.500	6 2	0.750	0 0	2.5	8	0.313	2	
E 38 Pujol, Ollie Barriero	0 0	0 2	0 2	0.000	0 1	1 0	1 1	0.500	1 3	0.250	0 0	2.5	4	0.625	2	
E4/ Red-eye Rangers	8 4	10 2	18 6	0.750	4 2	3 3	7 5	0.583	32 16	0.667	0 0	15.0	48	0.313		
E 40 Kunesch, Joe	2 0	2 0	4 0	1.000	1 1	0 2	1 3	0.250	5 3	0.625	0 0	2.0	8	0.250	2	
E 41 Rouse, Chuck	1 1	1 1	2 2	0.500	2 0	1 1	3 1	0.750	5 3	0.625	0 0	3.0	8	0.375	2	
E 42 Mitchell, Bill	0 0	0 0	0 0	---	0 0	0 0	0 0	---	0 0	---	0 0	0.0	0	---	0	
E 43 Kirkpatrick, Scott	1 1	2 0	3 1	0.750	2 0	2 0	4 0	1.000	7 1	0.875	0 0	5.5	8	0.688	2	
E 44 Raper, Jeromie	1 1	1 1	2 2	0.500	1 1	0 2	1 3	0.250	3 5	0.375	0 0	1.5	8	0.188	2	
E 45 Powell, Mark	1 1	2 0	3 1	0.750	1 1	2 0	3 1	0.750	6 2	0.750	0 0	2.0	8	0.250	2	
E 46 Powell, Zach	0 0	0 0	0 0	---	0 0	0 0	0 0	---	0 0	---	0 0	0.0	0	---	0	
E 47 Robertson, Chris	2 0	2 0	4 0	1.000	1 1	1 1	2 2	0.500	6 2	0.750	0 0	1.0	8	0.125	2	
E5/ That's What She Said	3 9	3 9	6 18	0.250	2 4	2 4	4 8	0.333	14 34	0.292	0 0	8.0	48	0.167		
E 50 Caldwell, Taylor	0 3	1 1	1 4	0.200	0 2	1 1	1 3	0.250	2 7	0.222	0 0	2.0	9	0.222	2	
E 51 Knight, Romuald	0 0	0 2	0 2	0.000	0 2	0 2	0 4	0.000	0 6	0.000	0 0	1.0	6	0.167	2	
E 52 Moulden, Jeremy	0 2	1 1	1 3	0.250	2 0	1 1	3 1	0.750	4 4	0.500	0 0	2.0	8	0.250	2	
E 53 Smith, Ron "Captain"	0 2	0 2	0 4	0.000	0 1	1 1	1 2	0.333	1 6	0.143	0 0	1.0	7	0.143	2	
E 54 Vlahos, George	1 1	0 2	1 3	0.250	0 2	1 1	1 3	0.250	2 6	0.250	0 0	0.0	8	0.000	2	
E 55 Tanella, Michael	2 0	1 1	3 1	0.750	2 0	0 2	2 2	0.500	5 3	0.625	0 0	2.0	8	0.250	2	
E 56 Adams, Doug	0 0	0 0	0 0	---	0 0	0 0	0 0	---	0 0	---	0 0	0.0	0	---	0	
E 57 Huffman, Inky	0 1	0 0	0 1	0.000	0 1	0 0	0 1	0.000	0 2	0.000	0 0	0.0	2	0.000	1	
E6/ Menace 2 Sobriety	6 6	3 9	9 15	0.375	3 3	3 3	6 6	0.500	21 27	0.438	0 0	16.0	48	0.333		
E 60 White, J.J.	1 1	1 2	2 3	0.400	2 0	0 2	2 2	0.500	4 5	0.444	0 0	4.5	9	0.500	2	
E 61 Bouchard, Keith	1 1	1 1	2 2	0.500	2 0	1 2	3 2	0.600	5 4	0.556	0 0	3.5	9	0.389	2	
E 62 Price, Brady	1 1	0 2	1 3	0.250	1 1	1 1	2 2	0.500	3 5	0.375	0 0	2.0	8	0.250	2	
E 63 Rogers, Spencer	1 2	1 1	2 3	0.400	1 2	1 1	2 3	0.400	4 6	0.400	0 0	0.0	10	0.000	2	
E 64 Gartland, James	1 1	0 2	1 3	0.250	0 2	2 0	2 2	0.500	3 5	0.375	0 0	3.0	8	0.375	2	
E 65 Baker, Dennis	1 0	0 1	1 1	0.500	0 1	1 0	1 1	0.500	2 2	0.500	0 0	3.0	4	0.750	1	
E 66 (paid - but unfilled)	0 0	0 0	0 0	---	0 0	0 0	0 0	---	0 0	---	0 0	0.0	0	---	0	
E 67 (paid - but unfilled)	0 0	0 0	0 0	---	0 0	0 0	0 0	---	0 0	---	0 0	0.0	0	---	0	
E7/ Sippin' & Trippin'	5 7	2 10	7 17	0.292	0 6	2 4	2 10	0.167	11 37	0.229	0 0	9.5	48	0.198		
E 70 Updyke, Gerald	0 1	0 2	0 3	0.000	0 2	0 2	0 4	0.000	0 7	0.000	0 0	1.5	7	0.214	2	
E 71 Addison, Chris	1 1	2 0	3 1	0.750	0 2	1 0	1 2	0.333	4 3	0.571	0 0	2.0	7	0.286	2	
E 72 Wrenn, Cameron	1 0	0 1	1 1	0.500	0 1	0 1	0 2	0.000	1 3	0.250	0 0	0.0	4	0.000	1	
E 73 Heath, John	2 0	0 1	2 1	0.667	0 2	1 1	1 3	0.250	3 4	0.429	0 0	1.0	7	0.143	2	
E 74 Pender, Aime	0 2	0 2	0 4	0.000	0 1	0 2	0 3	0.000	0 7	0.000	0 0	0.0	7	0.000	2	
E 75 Pulliam, Keri	0 2	0 2	0 4	0.000	0 2	1 1	1 3	0.250	1 7	0.125	0 0	1.0	8	0.125	2	
E 76 Smith, Chris	1 1	0 2	1 3	0.250	0 2	1 1	1 3	0.250	2 6	0.250	0 0	4.0	8	0.500	2	
E 77 Whitley, Brian	0 0	0 0	0 0	---	0 0	0 0	0 0	---	0 0	---	0 0	0.0	0	---	0	



	Singles 301	Singles Crocket	Singles Record	Singles Win %-age	Doubles Crocket	Doubles 501	Doubles Record	Doubles Win %-age	Sngls + Dbls Record	Sngls + Dbls Win %-age	Tiebreaker Ws	Tiebreaker Ls	All-Star Points	Games Played	All-Star Point Average	Matches Played
<b>F1/ No Consensus</b>	4 8	4 8	8 16	0.333	4 2	3 3	7 5	0.583	22 26	0.458	0 0	20.0	48	0.417		
F 10 Theall, Ken	0 2	0 1	0 3	0.000	1 1	1 0	2 1	0.667	2 4	0.333	0 0	2.0	6	0.333	2	
F 11 Gagner, Chris	0 2	0 2	0 4	0.000	1 0	1 0	2 0	1.000	2 4	0.333	0 0	6.5	6	1.083	2	
F 12 Dehnel, Sebastian	1 1	2 0	3 1	0.750	1 1	1 1	2 2	0.500	5 3	0.625	0 0	5.0	8	0.625	2	
F 13 Blake, Rick	1 0	0 1	1 1	0.500	1 0	1 0	2 0	1.000	3 1	0.750	0 0	0.0	4	0.000	1	
F 14 Swartzel, David	1 1	2 0	3 1	0.750	1 1	1 1	2 2	0.500	5 3	0.625	0 0	4.5	8	0.563	2	
F 15 Zuttel, Paul	0 0	0 2	0 2	0.000	1 0	1 1	2 1	0.667	2 3	0.400	0 0	1.0	5	0.200	2	
F 16 Looney, JoDon	1 1	0 1	1 2	0.333	1 1	0 2	1 3	0.250	2 5	0.286	0 0	1.0	7	0.143	2	
F 17 Carden, Amanda	0 1	0 1	0 2	0.000	1 0	0 1	1 1	0.500	1 3	0.250	0 0	0.0	4	0.000	2	
F 18 Frederickson, David "Butt"	0 0	0 0	0 0	---	0 0	0 0	0 0	---	0 0	---	0 0	0.0	0	---	0	
<b>F2/ Death Throw</b>	6 6	2 10	8 16	0.333	2 4	1 5	3 9	0.250	14 34	0.292	0 0	12.0	48	0.250		
F 20 Willis, Tolson	0 0	1 1	1 1	0.500	0 2	0 2	0 4	0.000	1 5	0.167	0 0	1.0	6	0.167	2	
F 21 Bosier, Sean	0 2	0 2	0 4	0.000	1 0	1 1	2 1	0.667	2 5	0.286	0 0	3.5	7	0.500	2	
F 22 Mathews, Dave	0 0	0 1	0 1	0.000	0 1	0 1	0 2	0.000	0 3	0.000	0 0	0.0	3	0.000	1	
F 23 Willis, Angie	1 0	0 1	1 1	0.500	0 0	1 0	1 0	1.000	2 1	0.667	0 0	0.0	3	0.000	2	
F 24 Mathews, Olivia	1 1	0 2	1 3	0.250	1 1	0 2	1 3	0.250	2 6	0.250	0 0	3.0	8	0.375	2	
F 25 Mathews, Alex	2 0	1 1	3 1	0.750	1 0	0 2	1 2	0.333	4 3	0.571	0 0	1.0	7	0.143	2	
F 26 Willis, Bladen	0 1	0 1	0 2	0.000	0 1	0 0	0 1	0.000	0 3	0.000	0 0	1.0	3	0.333	2	
F 27 Bradshaw, Tyler	2 0	0 1	2 1	0.667	1 1	0 1	1 2	0.333	3 3	0.500	0 0	1.0	6	0.167	2	
F 28 Fortune, Chase	0 0	0 0	0 0	---	0 1	0 0	0 1	0.000	0 1	0.000	0 0	1.5	1	1.500	1	
F 29 Lewis, Chris	0 2	0 0	0 2	0.000	0 1	0 1	0 2	0.000	0 4	0.000	0 0	0.0	4	0.000	2	
<b>F3/ Duck Yew</b>	9 3	10 2	19 5	0.792	2 4	5 1	7 5	0.583	33 15	0.688	0 0	23.5	48	0.490		
F 30 Kuppler, Bob	0 0	0 0	0 0	---	0 0	0 0	0 0	---	0 0	---	0 0	0.0	0	---	0	
F 31 Carawon, Harris	3 1	3 0	6 1	0.857	2 2	3 1	5 3	0.625	11 4	0.733	0 0	4.0	15	0.267	2	
F 32 Converse, Laurence	1 1	2 0	3 1	0.750	0 2	2 0	2 2	0.500	5 3	0.625	0 0	4.0	8	0.500	2	
F 33 Ellis, Tim	2 0	1 1	3 1	0.750	0 2	1 1	1 3	0.250	4 4	0.500	0 0	3.0	8	0.375	2	
F 34 Lalino, Steve	0 1	0 1	0 2	0.000	1 0	1 0	2 0	1.000	2 2	0.500	0 0	1.0	4	0.250	1	
F 35 Samaluk, Somchai	1 0	1 0	2 0	1.000	0 1	1 0	1 1	0.500	3 1	0.750	0 0	2.5	4	0.625	1	
F 36 Schoch, Adam	2 0	3 0	5 0	1.000	1 1	2 0	3 1	0.750	8 1	0.889	0 0	9.0	9	1.000	2	
<b>F4/ Twisted Fork</b>	5 7	8 4	13 11	0.542	4 2	3 3	7 5	0.583	27 21	0.563	0 0	25.0	48	0.521		
F 40 Jeffcoat, Angela	0 1	1 1	1 2	0.333	1 0	1 1	2 1	0.667	3 3	0.500	0 0	1.0	6	0.167	2	
F 41 Ehrmann, Rob	1 1	2 0	3 1	0.750	2 0	1 0	3 0	1.000	6 1	0.857	0 0	6.0	7	0.857	2	
F 42 Ackerman, Travis	0 0	0 0	0 0	---	0 0	0 0	0 0	---	0 0	---	0 0	0.0	0	---	0	
F 43 Fleener, Michael	1 1	1 1	2 2	0.500	1 0	2 0	3 0	1.000	5 2	0.714	0 0	3.5	7	0.500	2	
F 44 Merkle, Patrick	2 0	2 0	4 0	1.000	1 1	0 2	1 3	0.250	5 3	0.625	0 0	6.5	8	0.813	2	
F 45 Schon, Chris	1 1	0 1	1 2	0.333	2 0	0 1	2 1	0.667	3 3	0.500	0 0	1.5	6	0.250	2	
F 46 Bither, Dana	0 2	2 0	2 2	0.500	1 1	1 1	2 2	0.500	4 4	0.500	0 0	5.5	8	0.688	2	
F 47 Watson, Ruth	0 1	0 0	0 1	0.000	0 1	0 1	0 2	0.000	0 3	0.000	0 0	0.0	3	0.000	2	
F 48 Stumpf, Robert	0 0	0 1	0 1	0.000	0 1	1 0	1 1	0.500	1 2	0.333	0 0	1.0	3	0.333	2	
<b>F5/ The Neighborhood Dart Knights</b>	7 5	6 6	13 11	0.542	1 5	1 5	2 10	0.167	17 31	0.354	0 0	13.5	48	0.281		
F 50 Osier, Emmalee	1 1	1 0	2 1	0.667	0 2	0 1	0 3	0.000	2 4	0.333	0 0	1.5	6	0.250	2	
F 51 Markham, Jared	0 1	1 0	1 1	0.500	1 0	0 1	1 1	0.500	2 2	0.500	0 0	1.0	4	0.250	1	
F 52 Amos, Terron	1 1	1 1	2 2	0.500	0 2	0 2	0 4	0.000	2 6	0.250	0 0	3.5	8	0.438	2	
F 53 Swepson, Jerrell	1 0	1 0	2 0	1.000	0 1	1 0	1 1	0.500	3 1	0.750	0 0	2.0	4	0.500	1	
F 54 Davis, P.J.	2 0	1 1	3 1	0.750	0 1	1 1	1 2	0.333	4 3	0.571	0 0	2.0	7	0.286	2	
F 55 Palmer, Levi	2 0	0 2	2 2	0.500	1 0	0 2	1 2	0.333	3 4	0.429	0 0	1.5	7	0.214	2	
F 56 Neff, Josh	0 2	0 1	0 3	0.000	0 2	0 1	0 3	0.000	0 6	0.000	0 0	1.0	6	0.167	2	
F 57 Bathurst, Morgan	0 0	1 0	1 0	1.000	0 1	0 1	0 2	0.000	1 2	0.333	0 0	0.0	3	0.000	1	
F 58 Conway, Jon	0 0	0 1	0 1	0.000	0 1	0 1	0 2	0.000	0 3	0.000	0 0	1.0	3	0.333	1	
<b>F6/ Dart Side of the Moon</b>	2 4	3 3	5 7	0.417	3 0	2 1	5 1	0.833	15 9	0.625	0 0	7.5	24	0.313		
F 60 Cornell, Blaine	0 0	1 0	1 0	1.000	0 0	0 0	0 0	---	1 0	1.000	0 0	0.0	1	0.000	1	
F 61 Millius, Mike	1 0	1 0	2 0	1.000	1 0	0 1	1 1	0.500	3 1	0.750	0 0	2.0	4	0.500	1	
F 62 Metivier, Sam	0 0	0 0	0 0	---	0 0	0 0	0 0	---	0 0	---	0 0	0.0	0	---	0	
F 63 Furdon, Matt	0 1	1 0	1 1	0.500	1 0	1 0	2 0	1.000	3 1	0.750	0 0	2.0	4	0.500	1	
F 64 Wilberg, Chelsea	0 1	0 0	0 1	0.000	1 0	1 0	2 0	1.000	2 1	0.667	0 0	1.0	3	0.333	1	
F 65 Kirchner, John	0 0	0 0	0 0	---	0 0	0 0	0 0	---	0 0	---	0 0	0.0	0	---	0	
F 66 Wilson, Misty	0 1	0 0	0 1	0.000	0 0	0 1	0 1	0.000	0 2	0.000	0 0	0.0	2	0.000	1	
F 67 Wilson, Jonathan	0 0	0 1	0 1	0.000	1 0	1 0	2 0	1.000	2 1	0.667	0 0	1.0	3	0.333	1	
F 68 Toko, Jeff	1 0	0 1	1 1	0.500	1 0	1 0	2 0	1.000	3 1	0.750	0 0	1.5	4	0.375	1	
F 69 Tisdale, Brian	0 1	0 1	0 2	0.000	1 0	0 0	1 0	1.000	1 2	0.333	0 0	0.0	3	0.000	1	
<b>F7/ Backpfeifengesicht</b>	3 3	3 3	6 6	0.500	2 1	3 0	5 1	0.833	16 8	0.667	0 0	5.0	24	0.208		
F 70 Cominole, Jeremy	0 1	1 0	1 1	0.500	1 0	1 0	2 0	1.000	3 1	0.750	0 0	0.0	4	0.000	1	
F 71 Yarsawich, Bryan	0 0	0 0	0 0	---	0 0	0 0	0 0	---	0 0	---	0 0	0.0	0	---	0	
F 72 Mundo, Matt	0 0	0 0	0 0	---	0 0	0 0	0 0	---	0 0	---	0 0	0.0	0	---	0	
F 73 Rossbach, Mark	0 0	0 0	0 0	---	0 0	0 0	0 0	---	0 0	---	0 0	0.0	0	---	0	
F 74 Perkins, Heath	1 0	1 0	2 0	1.000	1 0	1 0	2 0	1.000	4 0	1.000	0 0	0.0	4	0.000	1	
F 75 Finney, Dave	1 0	1 0	2 0	1.000	1 0	1 0	2 0	1.000	4 0	1.000	0 0	2.5	4	0.625	1	
F 76 Clement, Dawn	0 1	0 0	0 1	0.000	1 0	1 0	2 0	1.000	2 1	0.667	0 0	0.0	3	0.000	1	
F 77 Budd, Shawn	0 1	0 1	0 2	0.000	0 1	0 0	0 1	0.000	0 3	0.000	0 0	1.5	3	0.500	1	
F 78 Ball, Pat	1 0	0 1	1 1	0.500	0 1	1 0	1 1	0.500	2 2	0.500	0 0	0.0	4	0.000	1	
F 79 Green, Felicia	0 0	0 1	0 1	0.000	0 0	1 0	1 0	1.000	1 1	0.500	0 0	1.0	2	0.500	1	

	Singles 301	Singles Cricket	Singles Record	Singles Win %-age	Doubles Cricket	Doubles 501	Doubles Record	Doubles Win %-age	Sngls + Dbls Record	Sngls + Dbls Win %-age	Tiebreaker Ws	Tiebreaker Ls	All-Star Points	Games Played	All-Star Point Average	Matches Played
<b>G1/ Ones Are Closed</b>	6 6	7 5	13 11	0.542	4 2	2 4	6 6	0.500	25 23	0.521	0 7	10.0	48	0.208		
G 10 Fishbeck, Brent	2 0	0 0	2 0	1.000	1 1	0 0	1 1	0.500	3 1	0.750	0 1	0.0	4	0.000	2	
G 11 Dean, Jay	2 0	2 0	4 0	1.000	2 0	1 1	3 1	0.750	7 1	0.875	0 1	1.0	8	0.125	2	
G 12 Steiner, Tank	0 1	1 0	1 1	0.500	1 1	0 0	1 1	0.500	2 2	0.500	0 1	1.0	4	0.250	2	
G 13 Kelly, Mike	2 0	2 0	4 0	1.000	2 0	1 1	3 1	0.750	7 1	0.875	0 1	1.5	8	0.188	2	
G 14 Jimenez, Eduardo	0 2	0 0	0 2	0.000	0 0	1 1	1 1	0.500	1 3	0.250	0 0	1.0	4	0.250	2	
G 15 Cooper, Glenn	0 1	0 1	0 2	0.000	0 0	0 2	0 2	0.000	0 4	0.000	0 1	0.0	4	0.000	2	
G 16 Iessi, Austin	0 0	0 2	0 2	0.000	1 0	1 0	2 0	1.000	2 2	0.500	0 1	1.0	4	0.250	2	
G 17 Rivera-Santiago, Joe	0 0	1 1	1 1	0.500	0 1	0 1	0 2	0.000	1 3	0.250	0 0	3.5	4	0.875	2	
G 18 Toosley, Kristen	0 1	1 0	1 1	0.500	1 1	0 0	1 1	0.500	2 2	0.500	0 1	0.0	4	0.000	2	
G 19 Garcia, Cynthia	0 1	0 1	0 2	0.000	0 0	0 2	0 2	0.000	0 4	0.000	0 0	1.0	4	0.250	2	
<b>G2/ Yeah Yeah Coach</b>	4 8	5 7	9 15	0.375	5 1	1 5	6 6	0.500	21 27	0.438	0 0	11.0	48	0.229		
G 20 Emerton, Eric	1 1	1 1	2 2	0.500	2 0	0 0	2 0	1.000	4 2	0.667	0 0	1.5	6	0.250	2	
G 21 Barletta, Phil	0 0	1 0	1 0	1.000	1 0	0 1	1 1	0.500	2 1	0.667	0 0	2.0	3	0.667	1	
G 22 Woodard, Dave	1 1	0 1	1 2	0.333	2 0	1 0	3 0	1.000	4 2	0.667	0 0	3.5	6	0.583	2	
G 23 Ejlali, Shervin	1 1	2 0	3 1	0.750	0 1	0 1	0 2	0.000	3 3	0.500	0 0	0.0	6	0.000	2	
G 24 Martin, Claude	0 2	0 2	0 4	0.000	0 0	0 2	0 2	0.000	0 6	0.000	0 0	0.0	6	0.000	2	
G 25 Hamer, Andrew	1 1	0 0	1 1	0.500	2 0	0 2	2 2	0.500	3 3	0.500	0 0	2.0	6	0.333	2	
G 26 Scott, Kevin	0 1	0 1	0 2	0.000	1 1	0 2	1 3	0.250	1 5	0.167	0 0	1.0	6	0.167	2	
G 27 Turner, Kevin	0 0	1 1	1 1	0.500	2 0	1 1	3 1	0.750	4 2	0.667	0 0	1.0	6	0.167	2	
G 28 Ago, Alvin	0 0	0 0	0 0	---	0 0	0 0	0 0	---	0 0	---	0 0	0.0	0	---	0	
G 29 Sokolov, Mark	0 1	0 1	0 2	0.000	0 0	0 1	0 1	0.000	0 3	0.000	0 0	0.0	3	0.000	1	
<b>G3/ Banging The Wire</b>	1 5	5 1	6 6	0.500	2 1	3 0	5 1	0.833	16 8	0.667	0 0	9.5	24	0.396		
G 30 Williams, Kelsey	0 1	1 0	1 1	0.500	0 1	1 0	1 1	0.500	2 2	0.500	0 0	0.0	4	0.000	1	
G 31 White, John	0 1	1 0	1 1	0.500	0 1	1 0	1 1	0.500	2 2	0.500	0 0	0.0	4	0.000	1	
G 32 Prosser, Brad	0 1	1 0	1 1	0.500	1 0	1 0	2 0	1.000	3 1	0.750	0 0	3.5	4	0.875	1	
G 33 Ferri, Chris	0 0	0 0	0 0	---	0 0	0 0	0 0	---	0 0	---	0 0	0.0	0	---	0	
G 34 Grillette, Kendall	1 0	0 1	1 1	0.500	1 0	1 0	2 0	1.000	3 1	0.750	0 0	0.0	4	0.000	1	
G 35 Stark, Parker	0 0	0 0	0 0	---	0 0	0 0	0 0	---	0 0	---	0 0	0.0	0	---	0	
G 36 Port, Brian	0 1	1 0	1 1	0.500	1 0	1 0	2 0	1.000	3 1	0.750	0 0	2.0	4	0.500	1	
G 37 Dahlgren, Zac	0 0	0 0	0 0	---	0 0	0 0	0 0	---	0 0	---	0 0	0.0	0	---	0	
G 38 Bowen, Andy	0 1	1 0	1 1	0.500	1 0	1 0	2 0	1.000	3 1	0.750	0 0	4.0	4	1.000	1	
<b>G4/ Shoot to Thrill</b>	7 5	9 3	16 8	0.667	4 2	4 2	8 4	0.667	32 16	0.667	0 0	10.0	48	0.208		
G 40 Newton, Tammy	1 0	1 0	2 0	1.000	0 0	0 1	0 1	0.000	2 1	0.667	0 0	1.0	3	0.333	1	
G 41 Wissingner, Wes	1 0	0 1	1 1	0.500	0 0	0 1	0 1	0.000	1 2	0.333	0 0	0.0	3	0.000	1	
G 42 Strickland, Jon	0 1	0 0	0 1	0.000	1 0	1 0	2 0	1.000	2 1	0.667	0 0	2.5	3	0.833	1	
G 43 Beene, Ryan	2 0	1 0	3 0	1.000	1 1	1 1	2 2	0.500	5 2	0.714	0 0	1.0	7	0.143	2	
G 44 Stoy, Jamie	1 1	2 0	3 1	0.750	1 1	0 1	1 2	0.333	4 3	0.571	0 0	2.5	7	0.357	2	
G 45 Stoy, Kara	0 1	0 1	0 2	0.000	1 0	1 0	2 0	1.000	2 2	0.500	0 0	0.0	4	0.000	1	
G 46 Newton, Ted	0 0	0 0	0 0	---	0 1	1 0	1 1	0.500	1 1	0.500	0 0	0.0	2	0.000	1	
G 47 Beck, Paul	2 0	2 0	4 0	1.000	1 1	1 0	2 1	0.667	6 1	0.857	0 0	1.0	7	0.143	2	
G 48 Thompson, Barry	0 1	2 0	2 1	0.667	1 0	2 0	3 0	1.000	5 1	0.833	0 0	0.0	6	0.000	2	
G 49 Ferguson, Travis	0 1	1 1	1 2	0.333	2 0	1 0	3 0	1.000	4 2	0.667	0 0	2.0	6	0.333	2	
<b>G5/ Sofa Kings</b>	6 6	4 8	10 14	0.417	2 4	4 2	6 6	0.500	22 26	0.458	0 0	14.5	48	0.302		
G 50 Keim, Roger	0 2	1 1	1 3	0.250	1 1	1 1	2 2	0.500	3 5	0.375	0 0	4.0	8	0.500	2	
G 51 Alcon, Tony	0 0	0 0	0 0	---	0 0	0 0	0 0	---	0 0	---	0 0	0.0	0	---	0	
G 52 Bozza, Doug	2 0	1 1	3 1	0.750	1 1	2 0	3 1	0.750	6 2	0.750	0 0	1.0	8	0.125	2	
G 53 Moore, Ken	1 1	0 2	1 3	0.250	0 1	1 1	1 2	0.333	2 5	0.286	0 0	2.0	7	0.286	2	
G 54 Plotkin, Jeremy	1 1	2 0	3 1	0.750	1 1	0 0	1 1	0.500	4 2	0.667	0 0	3.0	6	0.500	2	
G 55 Moore, Andrew	1 1	0 2	1 3	0.250	0 1	1 1	1 2	0.333	2 5	0.286	0 0	1.5	7	0.214	2	
G 56 Campbell, Aaron	1 1	0 0	1 1	0.500	1 1	2 0	3 1	0.750	4 2	0.667	0 0	1.0	6	0.167	2	
G 57 Rowe, Dan	0 0	0 2	0 2	0.000	0 2	1 1	1 3	0.250	1 5	0.167	0 0	2.0	6	0.333	2	
<b>G6/ We're Sexy &amp; We Throw It</b>	4 2	2 4	6 6	0.500	0 3	1 2	1 5	0.167	8 16	0.333	0 0	4.5	24	0.188		
G 60 McNamara, Ken	1 0	1 0	2 0	1.000	0 1	0 1	0 2	0.000	2 2	0.500	0 0	2.5	4	0.625	1	
G 61 McNamara, Karen	0 0	0 0	0 0	---	0 1	0 1	0 2	0.000	0 2	0.000	0 0	0.0	2	0.000	1	
G 62 Coggins, Leigh	1 0	0 1	1 1	0.500	0 1	1 0	1 1	0.500	2 2	0.500	0 0	0.0	4	0.000	1	
G 63 Bohanan, Heather	0 1	1 0	1 1	0.500	0 1	0 1	0 2	0.000	1 3	0.250	0 0	0.0	4	0.000	1	
G 64 Ross, Anne	1 0	0 1	1 1	0.500	0 1	1 0	1 1	0.500	2 2	0.500	0 0	2.0	4	0.500	1	
G 65 Crawford, Neal	1 0	0 1	1 1	0.500	0 1	0 1	0 2	0.000	1 3	0.250	0 0	0.0	4	0.000	1	
G 66 Morlando, Jim	0 0	0 0	0 0	---	0 0	0 0	0 0	---	0 0	---	0 0	0.0	0	---	0	
G 67 Mattson, Eric	0 1	0 1	0 2	0.000	0 0	0 0	0 0	---	0 2	0.000	0 0	0.0	2	0.000	1	
G 68 Balint, Joey	0 0	0 0	0 0	---	0 0	0 0	0 0	---	0 0	---	0 0	0.0	0	---	0	
<b>G7/ Rippin Darts</b>	8 4	4 8	12 12	0.500	1 5	3 3	4 8	0.333	20 28	0.417	7 0	5.0	48	0.104		
G 70 Raymond, Erik	1 1	1 1	2 2	0.500	0 2	1 1	1 3	0.250	3 5	0.375	1 0	1.0	8	0.125	2	
G 71 McDonald, Chase	2 0	0 2	2 2	0.500	0 2	1 1	1 3	0.250	3 5	0.375	1 0	2.0	8	0.250	2	
G 72 Helton, Dakota	1 1	1 1	2 2	0.500	1 1	1 1	2 2	0.500	4 4	0.500	1 0	1.0	8	0.125	2	
G 73 Cleary, Kendall	1 0	1 0	2 0	1.000	0 1	0 1	0 2	0.000	2 2	0.500	0 0	0.0	4	0.000	1	
G 74 Wood, Connor	1 1	1 1	2 2	0.500	0 2	1 1	1 3	0.250	3 5	0.375	1 0	1.0	8	0.125	2	
G 75 Gaddis, Walker	1 1	0 2	1 3	0.250	1 1	1 1	2 2	0.500	3 5	0.375	1 0	0.0	8	0.000	2	
G 76 Suggs, Bailey	0 0	0 1	0 1	0.000	0 0	1 0	1 0	1.000	1 1	0.500	1 0	0.0	2	0.000	1	
G 77 Gylfason, Thorbjorn	1 0	0 0	1 0	1.000	0 1	0 0	0 1	0.000	1 1	0.500	1 0	0.0	2	0.000	1	