

# TONS OF NEWSLETTER

Home to the Fall Session of the Raleigh Dart League for week #13, Wednesday, November 2, 2022 Issue #JK829  
The "Verizon-Edelman-Irony Ad On Now... Same Brilliant Writer As Alanis Morissette's Song, I'm Guessing?" Edition

## SCORESHEET RETURNS IN WEEKS 13 AND 14

[Note: I run this item every season... You've seen it before, and you'll see it next season. It still applies, so please read on. - JK]

I am begging each of you captains: please send your week 13 and week 14 scoresheets as quickly as possible. Preferably, all of you would send your scoresheets by early Friday. I need the week 13 scoresheets quickly to assemble the singles and all-star leaders lists for the final week of play. **Any division for which I don't have all of the scoresheets will NOT receive the leader standings or divisional statistics, unless no top throwers are included in that match.** It is not fair for some players to know how the others did in week 13, and not vice versa. So, please send me your week 13 scoresheets quickly. ##### I also need your week 14 scoresheets sent quickly, so that there aren't any playoff positions changed by a scoresheet return penalty. If I have to call people on Tuesday and change the match in which they are involved, I will be VERY unhappy. I have had to do that twice before, and I DON'T want to do it again.

### MINIMUM GAME REQUIREMENTS

Please do not forget that there are minimum numbers of games required in order to win awards for singles win percentage and all-star point average. These minimums are printed on page 4 of every issue of the Tons, so not being aware of them is your own fault. Make sure that any members of your team that are in the running for either of these awards play enough games if they are interested in trying to win either of those categories.

### ALSO, DON'T FORGET...

...there is a minimum number of matches played for participation in postseason tournaments. That number is 4 matches for all teams in all divs., regardless of forfeits, byes, or whatever. You simply must throw in 4 matches. Four. No more, just 4. There are presently 41 active team members who have yet to play a 4th match - 10 in A, 6 in B, 4 in C, 4 in D, 6 in E, 6 in F, and 5 in G.

### RDL TRIVIA

Last week's question: *In light of the NC City Dart League results on page 6, let's tag a question here onto that train of thought. The NCCDL has crowned a champion every year since 1996 (except 2020), making for 26 years of state titles. Which former RDL member has presently won the most NCCDL state titles, and how many is that?*

The answer: In the 26 years of the NCCDL, Raleigh won the first title, Greensboro (now Piedmont) won the next two, and then Wilmington and Durham have split the last 23 in a row (with a 12-11 lead for Wilmington). Which likely means people would guess that anybody who has always played for Wilmington would be the leader. But the record is actually beyond that... former RDL member Bob Gargan has indeed been a part of all 12 of those titles for Wilmington, but he ALSO won 2 titles with Durham, giving him an astounding total of 14. Yep, more than half the titles that exist.

This week's question: **Red-eye Rangers in E are the only team to clinch a division so far. In my 52 seasons as RDL statistician, how many times did we reach week 13 with no divisions clinched?**

### WEEK 13 "B" MATCH RELOCATED and A VERY COOL RELATED SIDE NOTE

Due to some construction at the Cleveland Draft House, the match of Consistently Inconsistent @ Darty Minds has been moved to The Upper Deck. This is the only match to be moved, as this is the last match that had been scheduled for the Draft House. [Which brings us to a side note here... Super kudos to the Draft House, as they voluntarily opted out of tournament match hosting to save teams the challenge of getting through the road construction by their establishment. Rather than opting for the chance to make money with some matches there, they instead thought of our league members' convenience.]

### RDL HEADLINES

"A" Division: Element thwarts furious Fringe comeback with a 1001 in which they were on the out in 36 darts; Bullies handle Liver, cruising toward the all-important wk14; Armed rolls past Boom Baby, setting up their good shot at staying in A  
"B" Division: Darty ekes past Hoptimistic to keep at least a shot in tonight's marquee matchup; Blindsided and Serious win, which is pretty much just them establishing top-four spots  
"C" Division: Outlaws jump all over the Niners, now hope for some big help from Frankie tonight; Trippin takes out Off Constantly, reinvigorating hopes of avoiding the bottom-two  
"D" Division: Sanchez squeezes past Rif Raf in doubles to take over the D lead; Bandits and BullsHit each sweep DCKt to leave D with FIVE teams within a match of the season lead  
"E" Division: Rangers don't win by much, but it was enough to become the first team to clinch a season title!; Menace and Ducks also get narrow wins, continue their race for 2nd spot  
"F" Division: YNTA survives DCKt sweep by Bangin after they opened huge singles lead; Death Throw close to clinching  
"G" Division: Down go the Sofa Kings! Which leaves only one undefeated team leaguewide; and now the G race really is back to three teams (although Rippin trails in points a bit)

Name the band/singer? the song? Last week's answers: Song 1 = "My Own Prison" by Creed; Song 2 = "Rusty Cage" by Soundgarden; Song 3 = "Jailhouse Rock" by Elvis Presley. And the theme? Probably becomes pretty obvious when you note that last week I told all the captains I was on jury duty. Turns out there wasn't any prison at the end of our trial, but it was a real possibility. Anyway, turns out the jury room itself sort of ended up being my own damn prison... six days. Ugh. [Only Paul Jacobi offered a guess with more than one song, although he knows Jailhouse Rock from The Blues Brothers instead, which is still pretty cool. Jacobi offered no theme guess. - JK]

Week 13, song #1 lyric: "Annie, are you okay?, So, Annie, are you okay? Are you okay, Annie?"

Week 13, song #2 lyric: "Honey came in and she caught me red-handed, Creeping with the girl next door"

Week 13, song #3 lyric: "I know you're only protecting yourself, I know you're thinking of somebody else, Someone who hurt you"

**DIVISIONAL TEAM STANDINGS and MATCH RESULTS FROM WEEK 12 (10/26/22)**

(Home team listed second in each match.)

	<u>W</u>	<u>L</u>	<u>Pts.</u>	<u>Teams</u>	<u>Score</u>	<u>301</u>	<u>SCkt</u>	<u>DCKt</u>	<u>501</u>	<u>1001</u>	<u>ASPs</u>	<u>Short-handed?</u>	<u>Penalties</u>
<b>"A" Division</b>	👉 The Convergent Element	10	0	182	Element	12	5	3	4	0	W 43.0	-	-
	2 The Bullies	9	1	185	Fringe	12	1	3	2	6	L 37.5	-	-
	3 Lunatic Fringe	7	3	139	Liver	9	1	2	4	2	- 36.0	-	-
	4 Liver Alliance	6	4	149	Bullies	15	5	4	2	4	- 37.5	-	-
	5 Put It on Matt's Tab	2	8	50	Boom Baby	6	3	1	0	2	- 7.5	-	-
	6 Armed & Hammered	2	9	88	Armed	18	3	5	6	4	- 18.5	-	-
	👈 Boom Baby	0	11	48	Matt's Tab	-		(BYE)			-	-	-
<b>"B" Division</b>	👉 Consistently Inconsistent	9	1	146	Darty Minds	12	2	4	2	4	W 17.5	-	-
	2 Darty Minds	8	2	137	Hoptimistic	12	4	2	4	2	L 11.0	-	-
	3 Blindsided	6	4	113	Blindsided	18	5	5	4	4	- 22.5	-	-
	4 Why So Serious?	6	4	90	Procrastinators	6	1	1	2	2	- 9.5	-	-
	5 Hoptimistic	4	7	107	Serious?	16	5	5	4	2	- 13.0	-	-
	6 The Procrastinators	2	8	95	McGavin	8	1	1	2	4	- 15.0	-	-
	👈 Shooter McGavin	1	10	110	Inconsistent	-		(BYE)			-	-	-
<b>"C" Division</b>	👉 Dart Attack	9	2	144	DD-214	9	1	2	2	4	- 7.5	-	-
	2 Dysfunctional Outlaws	7	3	144	Dart Attack	15	5	4	4	2	- 13.5	-	-
	3 Frankie & The 5 Marks	5	5	123	Outlaws	16	5	5	2	4	- 10.0	-	-
	4 Nine Lives	5	5	121	Nine Lives	8	1	1	4	2	- 13.0	-	-
	5 Off Constantly-Reboot	5	5	120	Trippin	14	3	5	2	4	- 14.0	-	-
	6 Trippin Bulls	4	6	110	Off Constantly	10	3	1	4	2	- 8.0	-	-
	👈 DD-214	1	10	99	Frankie	-		(BYE)			-	-	-
<b>"D" Division</b>	1 Darty Sanchez	7	3	132	Sanchez	13	3	2	4	4	- 10.0	-	-
	2 Methodical Insurrection	7	3	128	Rif Raf	11	3	4	2	2	- 12.0	-	-
	3 One Armed Bandits	7	4	131	Hump Day!	10	4	2	0	4	- 9.0	-	-
	4 Rif Raf	6	4	136	Bandits	14	2	4	6	2	- 11.5	-	-
	5 BullsHit	6	4	131	Cheap Shots	9	4	3	0	2	- 5.5	-	-
	👈 Cheap Shots	2	9	109	BullsHit	15	2	3	6	4	- 10.5	-	-
	👈 Hump Day!	1	9	93	Methodical	-		(BYE)			-	-	-
<b>"E" Division</b>	👉 Red-eye Rangers	👈 10	1	156	Rangers	13	4	3	4	2	- 7.0	-	-
	2 Menace 2 Sobriety	7	3	129	Shark Shooters	11	2	3	2	4	- 5.0	-	-
	3 Web of DaFeet	6	4	123	Machine	12	4	2	2	4	L 4.5	-	-
	4 Irish Ton	4	6	124	Menace	12	2	4	4	2	W 7.0	-	-
	5 That's What She Said	4	6	108	Ducks	13	4	1	2	6	- 9.0	-	-
	6 Sharky's Machine	4	7	112	She Said	11	2	5	4	0	- 7.0	-	-
	👈 Shark Shooters	1	9	91	Irish Ton	-		(BYE)			-	-	-
<b>"F" Division</b>	👉 Death Throw	11	1	186	Cork	4	1	1	0	2	- 6.0	-	-
	2 Y.N.T.A.	9	3	160	Death Throw	20	5	5	6	4	- 11.5	-	-
	3 Dart Side of the Moon	7	5	155	Bangin	10	1	1	6	2	- 11.5	-	-
	4 Bangin The Wire	7	5	149	YNTA	14	5	5	0	4	- 7.0	-	-
	5 Kenny & the Jets	7	5	143	Dart Knights	12	3	3	2	4	W 9.5	-	-
	6 The Neighborhood Dart Knight	3	9	114	Kenny	12	3	3	4	2	L 6.0	-	-
	7 Fayetteville Street	2	10	85	Dart Side	16	2	6	6	2	- 8.5	-	-
	8 Your Cork is Showing	1	11	108	Fayetteville	8	4	0	0	4	- 7.5	-	-
<b>"G" Division</b>	1 Sofa Kings	11	1	189	Sofa Kings	11	3	4	2	2	- 9.5	-	-
	2 Village Idiots	10	2	188	Idiots	13	3	2	4	4	- 7.5	-	-
	3 Rippin Darts	10	2	173	Who Darted	10	3	3	2	2	- 5.5	-	-
	4 Shoot to Thrill	6	6	127	Rippin	14	3	3	4	4	- 4.0	-	-
	5 Projectile Dysfunction	5	7	122	Thrill	14	4	4	4	2	- 7.0	-	-
	6 Who Darted	3	9	135	We Throw It	9	2	2	2	3	- 6.0	in 501 only	-
	7 The Rock Bottoms	2	10	68	Rock Bottoms	0		(match forfeited)				obviously, no?	-
	8 We're Sexy & We Throw It	1	11	95	Projectile	16						-	-

👉 = regular season division champion      👈 = clinched "top-two" finish in division      👈 = clinched "bottom-two" finish in division

**"HOT DARTS"**

Player Name	Team Name	Hot Darts	Can't remember what to report for the 'Hot Darts' list here? Check out page 4 - the list of minimums is there EVERY week.		Richardson, Shane	One Armed Bandits	5.5	ASPs		
<b>"A" Division</b>					Jones, Dustin	BullsHit	4.5	ASPs		
Phillips, Robbie	The Convergent Element	9m	Butterworth, Dan	Armed & Hammered	5.0	ASPs	Robinson, Mike	Darty Sanchez	4.5	ASPs
Phillips, Robbie	The Convergent Element	9m	Klann, Eric	Lunatic Fringe	5.0	ASPs	St. Clair, Matt	Rif Raf	4.5	ASPs
Seward, Mike	Liver Alliance	9m	Gibson, Pat	The Bullies	4.5	ASPs	Trefzger, Eric	Darty Sanchez	4.5	ASPs
Spellman, Alex	The Bullies	<b>160-In</b>	<b>"B" Division</b>				Williams, Denwood	BullsHit	3.5	ASPs
Spellman, Alex	The Bullies	<b>7-2nd 301</b>	Cole, Mike	Why So Serious?	<b>6-Bulls</b>		<b>"E" Division</b>			
<b>[tying the all-time RDL record!!]</b>			Wilcox, Randy	Blindsided	8m		Samaluk, Somchai	Web of DaFeet	<b>24-dart SCKT</b>	
Phillips, Stevie	Convergent Element	8-dart 301	Watson, Jeff, Jr.	Blindsided	14-dart 301		Kirkpatrick, Scott	Red-eye Rangers	4.0	ASPs
Massengill, Chad	Convergent Element	13-dart 301	Wilcox, Randy	Blindsided	6.0	ASPs	Samaluk, Somchai	Web of DaFeet	4.0	ASPs
Phillips, Robbie	Convergent Element	14-dart 301	Gaglione, Joe	Blindsided	5.5	ASPs	Lane, Tim	Shark Shooters	3.0	ASPs
Lindsey, Roy	Armed&Hammered	18-dart SCKT	Massengill, Randy	Darty Minds	5.5	ASPs	Moulden, Jeremy	That's What She Sa	3.0	ASPs
Bakowski, Adam &			Schon, Chris	Shooter McGavin	5.0	ASPs	<b>"F" Division</b>			
Klann, Eric	Lunatic Fringe	17-dart 501	Reitano, Sal	Darty Minds	4.5	ASPs	Millius, Mike	Dart Side of the Moon	8m	
Gelberg, Dave &			Ridgway, Matt	Blindsided	4.5	ASPs	Bowen, Andy	Bangin The Wire	<b>112-Out</b>	
Mitchell, Sid	Lunatic Fringe	17-dart 501	Cannizzaro, Tyler	Why So Serious?	4.0	ASPs	Bowen, Andy	Bangin The Wire	5.0	ASPs
Mitchell, Sid	Lunatic Fringe	17.0	Horton, Tony	Darty Minds	4.0	ASPs	Smith, Chris	Fayetteville Street	4.5	ASPs
Phillips, Robbie	The Convergent Elc	15.0	<b>"C" Division</b>				Blake, Rick	Kenny & the Jets	4.0	ASPs
Spellman, Alex	The Bullies	11.0	Murray, Shane	Dysfunctional Outle	6.0	ASPs	Emerton, Eric	Y.N.T.A.	4.0	ASPs
Phillips, Stevie	The Convergent Elc	9.0	Tufillaro, Lou	Off Constantly-Reb	5.5	ASPs	Lefebvre, C.J.	Neighborhood Dart	4.0	ASPs
Work, Joe	Liver Alliance	8.0	Gibson, Jack	Nine Lives	5.0	ASPs	Wilberg, Chelsea	Dart Side of the Mc	3.5	ASPs
Arnold, Jimmy	Armed & Hammerc	6.5	Stoy, Carson	Dart Attack	5.0	ASPs	Millius, Mike	Dart Side of the Mc	3.0	ASPs
Foushee, Kevin	The Bullies	6.5	Chalmers, Alan	Dart Attack	4.5	ASPs	Willis, Tolson	Death Throw	3.0	ASPs
Gauthier, Kyle	Liver Alliance	6.0	Fitzgerald, Dennis	Nine Lives	3.5	ASPs	Woodard, Dave	Y.N.T.A.	3.0	ASPs
Johnson, Michael	The Bullies	6.0	Haire, Chris	Trippin Bulls	3.5	ASPs	<b>"G" Division</b>			
Jones, Grey	Liver Alliance	6.0	Velezquez, Jesse	Trippin Bulls	3.5	ASPs	(... with one match forfeited ...)			
Lange, Cody	Liver Alliance	6.0	<b>"D" Division</b>				Keim, Roger	Sofa Kings	3.5	ASPs
Persson, Kenny	The Convergent Elc	6.0	Piquet, David	Rif Raf	<b>109-Out</b>		Bozza, Doub	Sofa Kings	3.0	ASPs
Eason, Joel	Lunatic Fringe	5.5	Jones, Dustin &				Thompson, Barry	Shoot To Thrill	3.0	ASPs
Seward, Mike	Liver Alliance	5.5	Long, Gary	BullsHit	21-dart 501		Bohanan, Heather	We're Sexy & We T	2.5	ASPs
							Hartley, Bryan	Village Idiots	2.5	ASPs

**DIVISIONAL TROPHY DART CATEGORIES**

	A division	B division	C division	D division	E division	F division	G division
<b>High In (301 first turn only!!)</b>	Ton-60 <b>Dan Naylor</b> The Bullies (8/17) <b>Tom Brown</b> ...Element (9/7) <b>Chad Massengill</b> ...Element (10/5) <b>Alex Spellman</b> The Bullies (10/26)	Ton-25 (8/24/22) <b>Jim Gallagher</b> Hoptimistic	Ton-52 (8/17/22) <b>Rich Bialaszewski</b> Frankie & The 5 Marks	Ton-20 (10/5/22) <b>Mike Venable</b> Methodical Insurrection	Ton-20 <b>John Schaefer</b> ...Machine (8/17) <b>Jeromie Raper</b> ...Rangers (10/5)	Ton-20 (10/19/22) <b>Robert Stumpf</b> Your Cork is Showing	Ton-16 (9/14/22) <b>Doug Bozza</b> Sofa Kings
<b>High Out (301/501/1001)</b>	Ton-30 (9/7/22) <b>Stevie Phillips</b> ...Element	Ton-60 (9/28/22) <b>Mike Cole</b> Why So Serious?	Ton-54 (10/5/22) <b>Merrill Bowman</b> Dart Attack	Ton-09 (10/26/22) <b>David Piquet</b> Rif Raf	Ton (19/19/22) <b>Shawn Graber</b> Shark Shooters	Ton-12 (10/26/22) <b>Andy Bowen</b> Bangin The Wire	Ton-23 (10/5/22) <b>Bryan Hartley</b> Village Idiots
<b>Fast Singles 301</b>	7 darts (10/26/22) <b>Alex Spellman</b> The Bullies	9 darts <b>Jimmie Jones</b> Consistently Inconsistent (9/21) <b>Mike Cole</b> Why So Serious?	11 darts <b>Angelo Azevedo</b> Off Constantly-Reboot (8/17) <b>Tommy Beaird</b> DD-214 (10/5)	15 darts <b>Brett Goodrich</b> ...Sanchez (8/10) <b>Gary Long</b> BullsHit (8/17) <b>Jeff Rudy</b> ...Bandits (8/17) <b>Shane Richardson</b> ...Bandits (9/28)	10 darts (10/12/22) <b>Dave Finney</b> Irish Ton	12 darts (8/17/22) <b>Chase Fortune</b> Death Throw	12 darts (8/31/22) <b>Glenn Cooper</b> Who Darted
<b>Fast Singles Cricket</b>	14 darts (8/10/22) <b>Aaron Vaughan</b> Liver Alliance	21 darts (9/14/22) <b>Steve Holland</b> The Procrastinators	20 darts (8/10/22) <b>Shane Murray</b> Dysfunc. Outlaws	20 darts (9/28/22) <b>Mike Robinson</b> Darty Sanchez	24 darts (10/26/22) <b>Somchai Samaluk</b> Web of DaFeet	30 darts (9/28/22) <b>Sebastian Dehnel</b> Kenny & the Jets	27 darts (10/12/22) <b>Mike Kelly</b> Who Darted
<b>Fast Doubles Cricket</b>	18 darts (8/10/22) <b>Kenny Persson &amp; Robbie Phillips</b> ...Element	27 darts (9/14/22) <b>Pat Martin &amp; Randy Massengill</b> Darty Minds	26 darts (8/31/22) <b>Rich Bialaszewski &amp; Mike Bumpass</b> Frankie & 5 Marks	32 darts (10/5/22) <b>David Piquet &amp; Tom Winters</b> Rif Raf	31 darts (8/24/22) <b>Jeromie Raper &amp; Chris Robertson</b> Red-eye Rangers	23 darts (8/24/22) <b>Dave Mathews &amp; Olivia Mathews</b> Death Throw	32 darts (9/28/22) <b>Ted Newton &amp; Barry Thompson</b> Shoot to Thrill
<b>Fast Doubles 501</b>	14 darts (9/21/22) <b>Dave Gelberg &amp; Sid Mitchell</b> Lunatic Fringe	19 darts <b>Kevin Stewart &amp; Chris Toolan</b> ...McGavin (8/17) <b>Patrick Merkle &amp; Matt Ridgway</b> Blindsided (9/28)	17 darts (10/5/22) <b>Mike Bumpass &amp; Brad Bushman</b> Frankie & The 5 Marks	18 darts (8/24/22) <b>Jeff Rudy &amp; Jim White</b> One Armed Bandits	20 darts (9/7/22) <b>Andrew Eattock &amp; Michael Tanella</b> That's What She Said	20 darts (8/10/22) <b>Andrew Hamer &amp; Kevin Scott</b> Y.N.T.A.	23 darts (8/17/22) <b>Andrew Moore &amp; Dan Rowe</b> Sofa Kings

**Perfect Throws**

<b>9-Marks</b>	Kevin Foushee (The Bullies, 10/5)	Stevie Phillips (Conv. Element, 9/21)
Robbie Phillips (3) (The Convergent Element, 9/21, 10/26, 10/26)	Matt Furdon (Dart Side of the Moon, 10/5)	Mark Powell (Red-eye Rangers, 10/12)
Joe Gaglione (2) (Blindsided, 9/14, 10/19)	Pat Gibson (The Bullies, 8/24)	Teddy Rice (Why So Serious?, 10/5)
Grey Jones (2) (Liver Alliance, 9/7, 9/7)	Ed Grubb (Consistently Inconsistent, 8/31)	Mike Robinson (Darty Sanchez, 9/21)
Alex Spellman (2) (The Bullies, 9/7, 9/14)	Jimmie Jones (Consistently Inconsistent, 8/17)	Mike Seward (Liver Alliance, 10/26)
Will Barnes (Red-eye Rangers, 10/19)	Eric Klann (Lunatic Fringe, 10/12)	Tyler Smith (Nine Lives, 8/24)
Tom Brown (The Convergent Element, 9/7)	Mike Litzinger (Hoptimistic, 8/17)	Aaron Vaughan (Liver Alliance, 8/17)
Mike Bumpass (Frankie & the 5 Marks, 8/31)	Chad Massengill (The Convergent Element, 8/17)	Jesse Velazquez (Trippin Bulls, 8/31)
Rob Ehrmann (Armed & Hammered, 10/12)	Randy Massengill (Darty Minds, 8/17)	Jim White (One Armed Bandits, 10/12)
	William McEwen (Hump Day!, 8/31)	Tom Winters (Rif Raf, 9/7)
	Patrick Merkle (Blindsided, 10/5)	Joe Zawrotniak (Lunatic Fringe, 9/14)
		<b>6-Bulls</b>
		Mke Cole (Why So Serious?, 10/26)

## HOW TO REACH US

**Email scoresheets:** jdkilts@yahoo.com or jdkilts@gmail.com

**Or text scoresheets:** 919-423-5766 - and we also always recommend watching for confirmation of receipt!

### New Member/Registration Fees:

Taylor Caldwell, (contact her at phone/email info below)

### Nomination and Election Ballots:

Andrew Borgna, 5111 Brooke Lauren Lane, Raleigh, NC 27616

### Grievances/Complaints/Rules Suggestions:

Britt Phillips, 2112 Castle Pines Dr, Raleigh, NC 27604

### All Other RDL Correspondence to:

(Just send whatever to Jason and he'll pass it along...)

### 2022 Board of Directors

**President** Michael Johnson 919-413-0495  
email: president@raleighdartleague.org

**Vice President** Maridy Knight 919-417-7828  
email: maridy16@gmail.com

(soon to be Vice President: Angela Jeffcoat)

**Secretary** Andrew Borgna 919-889-2457  
email: akborgna@gmail.com

**Treasurer** Taylor Caldwell 919-623-9920  
email: tcaldwell831@gmail.com

**Membership** Heather Bohanan 919-326-1956  
email: membership@raleighdartleague.org

**Rules/Grievances** Britt Phillips 919-210-7648  
email: brittt\_p@yahoo.com

(soon to be Rules/Grievances: Joel Eason)

**Social Media Coordinator:** Kim Hoover 260-413-6173  
email: krhoov84@gmail.com

**League Statistician/Editor:** Jason Kilts 919-423-5766  
email: jdkilts@yahoo.com or jdkilts@gmail.com

## "HOT DARTS" LISTING GUIDELINES

Here are the guidelines that will be used for the minimum number of all-star points each week for the "hot darts" page.

"A" Div. = 4.5 or more ASPs; "B" Div. = 4.0 or more ASPs

"C, D" Divisions = 3.5 or more ASPs

"E, F" Divs. = 3.0 or more ASPs; "G" = 2.5 or more ASPs

Also, we will list any fast games, high ins, high outs, or other amazing feats that you think warrant a little recognition (e.g., Ins & Outs higher than a Ton, 24-dart cricket games, 15-dart 301s, 24-dart 501s, Ton-70s and up, 5-Bulls+, etc.).

*Extra note: it's also ok to call in "fast games" in each set, even if they don't necessarily meet the maximum dart counts above.*

## SEASON-LONG TROPHY DART MINIMUM GAMES PLAYED REQUIREMENTS

To be eligible for all-star point ave. & singles win %-age awards, you must play at least 66% of this season's projected games:

*for Divisions "A" (except team A2), "B" (except team B7),*

*"C", "D" and "E" (7 teams / division):*

**Singles win %-age: min. of 16 Singles Games Played**

**All-star pt. Average: min. of 32 Total Games Played**

*for teams A2 and B7 (due to 1 forfeit received):*

**min. of 15 Singles Games Played, 30 Total Games Played**

*for Divisions "F" (except team F6) and "G" (except teams*

*G1 and G4) (8 teams / division):*

**min. of 19 Singles Games Played, 37 Total Games Played**

*for teams F6, G1 and G4 (due to 1 forfeit received):*

**min. of 18 Singles Games Played, 35 Total Games Played**

## RDL WEBSITE - www.raleighdartleague.org

**Webmaster: Matt Ridgway** (of Blindsided)  
contact him, if needed, at: meridgway84@gmail.com

## CALENDAR OF EVENTS

**Sat., Nov. 5** Dart PlayersNC Finals, Cary, Upper Deck

**Nov. 11-13** 34th Piedmont Dart Classic, (ADO) \$5,000+  
(NOTE UPDATED DATE OF PIEDMONT CLASSIC)

**Nov. 11-13** Seacoast Open, (ADO) \$24,140, Andover, MA  
(site of World Cup Team Nationals)

**Wed., Nov. 16 / 30, Dec. 7 - Fall 2022 RDL Div. Tournaments**

**Nov. 18-20** Darts for Arch, (USSDA) \$3,000, Wellford, SC

**Sat., Dec. 10** Fall 2022 - Season Banquet, location TBD

**Mon., Dec. 19** RDL Board Meeting

**Wed., Jan. 4** Spring 2023 - RDL registration, location TBD

**Wed., Jan. 18** Spring 2023 - preseason capt. mtg., loc. TBD

**Wed., Jan. 25** Spring 2023 - first night of match play

**Jan. 27-29** Fire on the Mountain, Asheville (ADO) \$5,500  
(also the site of the USSDA 501 Natl. Champ.)

**Mon., Feb. 27** Spring 2023 5th week capt. mtg., location TBD

**Sat., May 20** Spring 2023 - Season Banquet, location TBD

### Other Local Weekly Leagues

**Mondays?** Wake Forest Area Dart League, Wake Forest  
<https://www.facebook.com/groups/326939964601080/>  
(don't think this league is back on yet, but could be soon?)

**Tuesdays** Bull City Dart League, Durham  
<http://www.thebcdl.org/>

**Thursdays** Triangle Dart League, Chapel Hill  
<https://www.ibiblio.org/ncdarts/tdl/>

**Weekly Blind Draws** - Over the years, many blind draws have come and gone. If any of these folds or if any others start up, please let me know and I'll update this list. Thanks.

*(this one is double elim., \$5 entry, bar matches the pot...)*

*extra \$50 if there are 32+ players, plus a triple shot !)*

**Fri., 8 pm** Upper Deck, 919-460-1786, 329 N.Harrison  
*(this one is \$5 entry, double elim., 16 player cap for now)*

**Sun., 4 pm** Backstage Pub, 919-859-5411, 401 Ashville Ave  
*(this one is \$5 entry, bar matches 150% if 16+ players !)*

**Sun., 6 pm** Sharky's Place, 919-783-5448, 5800 Duraleigh  
*(this one is double elm., \$5 entry, bar matches the pot!)*

**Mon., 7:30 pm** Neighborhood, 919-377-2344, 301 N. Harrison  
*(\$5 entry, bar matches 150% if 16+ players ! triple shot)*

**Fri, 7 pm** Bud's Tav., 919-556-2727, 823 Youngsville Blvd  
*(\$5 entry, bar matches extra \$50 if 20+ players !, triple shot)*

**Mon, 7 pm** Bud's Tav., 919-556-2727, 823 Youngsville Blvd  
*(3rd Sunday of the month, \$10 entry, bar matches, triple shot)*

**Sun, 1 pm** Bud's Tav., 919-556-2727, 823 Youngsville Blvd

### PENALTY LOG - All the penalties assessed this season.

**Preseason captains' mtg. (5 pts.):** The Rock Bottoms (G).

**Fifth week captains' mtg. (5 pts.):** Put It on Matt's Tab (A),  
Armed & Hammered (A), Why So Serious? (B),  
Y.N.T.A. (F), Who Darted (G), Projectile Dysfunction (G).

**Late scoresheet (16 pts.):** Why So Serious? (B,wk.5,wk.7),  
Blindsided (B,wk.11), Kenny & the Jets (F,wk.7),  
Shoot To Thrill (G,wk.5).

**Ineligible Player (any match win, all points, all statistics):**  
The Neighborhood Dart Knights (F,wk.1, match win, 16 pts.).

<b>THIS WEEK'S MATCHES (Week 13)</b>		
Lunatic Fringe @ The Bullies (Upper Deck 5&6)		
Liver Alliance @ Convergent Element (Upper Deck 13&15)		
Put It on Matt's Tab @ Boom Baby (The Pickled Pub)		
BYE - Armed & Hammered		
Blindsided @ Why So Serious? (Mackey's Pub 1&2)		
The Procrastinators @ Hoptimistic (Pickled Onion #2 2&3)		
Consist. Inconsistent @ Darty Minds (Upper Deck 9&11)		
BYE - Shooter McGavin		
Nine Lives @ Trippin Bulls (Upper Deck 3&4)		
Off Constantly-Reboot @ Dysfunc. Outlaws (Overtime Sports Pub)		
Dart Attack @ Frankie & The 5 Marks (High Park 1&2)		
BYE - DD-214		
BullsHit @ Hump Day! (Mackey's Pub 3&4)		
Rif Raf @ Methodical Insurr. (Cleveland - Garner 1&2)		
One Armed Bandits @ Darty Sanchez (Lonerider Five Points)		
BYE - Cheap Shots		
Shark Shooters @ Irish Ton (Sharky's Place 3&4)		
That's What She Said @ Sharky's Machine (Sharky's Place 5&6)		
Menace 2 Sobriety @ Web of DaFeet (Snooker's-RW 1&2)		
BYE - Red-eye Rangers		
Fayetteville Street @ Your Cork is Showing (Upper Deck 17&18)		
Death Throw @ Dart Side of the Moon (Brewster's Pub 3&4)		
Kenny & the Jets @ Bangin The Wire (Pantana's Pool 1&2)		
Y.N.T.A. @ Neighbor.Dart Knights (Neighborhood 3&4)		
Shoot to Thrill @ Sofa Kings (Mac's Tavern)		
Who Darted @ Projectile Dysfunc. (Pickled Onion #2 4&5)		
Rippin Darts @ Village Idiots (Pantana's Pool 3&4)		
We're Sexy / Throw It! @ The Rock Bottoms (Snooker's-RW 3&4)		

<b>NEXT WEEK'S MATCHES (Week 14) - end of regular season</b>		
The Bullies @ Convergent Element (Upper Deck 13&15)		
Lunatic Fringe @ Liver Alliance (Sharky's Place 3&4)		
Armed & Hammered @ Put It on Matt's Tab (Mackey's Pub 3&4)		
BYE - Boom Baby		
Why So Serious? @ The Procrastinators (Oaklyn Springs)		
Darty Minds @ Blindsided (Upper Deck 1&2)		
Consist. Inconsistent @ Shooter McGavin (Brewster's Pub 3&4)		
BYE - Hoptimistic		
DD-214 @ Trippin Bulls (Upper Deck 3&4)		
Frankie & the 5 Marks @ Dysfunc. Outlaws (Overtime Sports Pub)		
Off Constantly-Reboot @ Nine Lives (High Park 5&6)		
BYE - Dart Attack		
Rif Raf @ BullsHit (Good Times Arcade)		
Methodical Insurr. @ Hump Day! (Mackey's Pub 1&2)		
Cheap Shots @ Darty Sanchez (Lonerider Five Points)		
BYE - One Armed Bandits		
That's What She Said @ Shark Shooters (Sharky's Place 5&6)		
Red-eye Rangers @ Web of DaFeet (Snooker's-RW 1&2)		
Irish Ton @ Menace 2 Sobriety (High Park 1&2)		
BYE - Sharky's Machine		
Fayetteville Street @ Death Throw (Hot Shots)		
Dart Side of the Moon @ Your Cork is Showing (Upper Deck 17&18)		
Bangin The Wire @ Neighbor.Dart Knights (Neighborhood 3&4)		
Y.N.T.A. @ Kenny & the Jets (High Park 3&4)		
Sofa Kings @ Rippin Darts (Pantana's Pool 1&2)		
The Rock Bottoms @ Shoot to Thrill (Pantana's Pool 3&4)		
Village Idiots @ Who Darted (Pickled Onion #2 2&3)		
Projectile Dysfunc. @ We're Sexy / Throw It! (Amer. Legion F-V)		

### PREDICTIONS FOR THE WEEK

Oh, man, I had another of those oh-so-close-to-historical-stuff weeks! Ended up with a strong 18-4 (with the missing match lost to another dang forfeit), and all 4 of those incorrect picks were one dart from either flipping or heading to 1001 (a 12-12, two 13-11s, and a 14-10). Sooo close. Dang. Anyway, that takes me to 187-84 (69.0% correct) for the season, and I'm now at 0.500 or better with all but two teams leaguewide (Dart Attack and One Armed Bandits, with each of whom I am 4-7).

**Match of the week:** (B Div.) Consistently Inconsistent @ Darty Minds. Darty Minds has been a little underperforming recently, and they've been bleeding points, even during their match wins. That has left them a match AND nine points behind the division-leading Inconsistent. So Darty really needs to win this by a handful of points to make week 14 an important night. Instead, I think Inconsistent closes out the race, 13-11.

**Match #2:** (G Div.) Rippin Darts @ Village Idiots. The Idiots got the huge win last week over the previously undefeated Sofa Kings. And those Kings have to face this same Rippin team next week, so the G race is still all kinds of ON as you read this. While Rippin is a good team, the Idiots are ready to pounce if the chance presents itself. Idiots, 14-10.

**Match #3:** (D Div.) One Armed Bandits @ Darty Sanchez. The super crazy five-team D title chase is glorious. And this match (along with the next one below) will go a long way toward solving this amazing puzzle. Sanchez, the current leaders, ripped the Bandits last time. I don't suspect that type of outcome will happen again, but Sanchez still wins, 13-11.

**Match #4:** (D Div.) Rif Raf @ Methodical Insurrection. Methodical has relinquished the D lead to Sanchez, and it's possible it's all down to just a point race for the D crown. But tonight's opponent (Rif Raf) is actually the D point leader and has designs on the season title for themselves. And I think Rif Raf makes a big move here, winning 13-11.

**Match #5:** (E Div.) Menace 2 Sobriety @ Web of DaFeet. While E is the one division race that has already identified its champion, the race for 2nd (and a likely spot in D next season) is still very much on. And that race is effectively a two-team battle between these two. Menace has the lead so far, and they're going to close it out tonight. M2S, 13-11.

**Match #6:** (F Div.) Death Throw @ Dart Side of the Moon. Death Throw pretty much just needs to avoid throwing their darts into their own feet to clinch F. They do have to face the #3 team here though, so it's not fully over just yet. They end it here. DT, 14-10.

**Match #7:** (A Div.) Lunatic Fringe @ The Bullies. The Bullies are deep and awesome and scary. So, while Fringe has been playing better and better, this one is going the Bullies' way, as they likely need to win this to set up the big week 14 finale. Bullies, 16-8.

**Match #8:** (F Div.) Y.N.T.A. @ The Neighborhood Dart Knights. While there is a slight chance Y.N.T.A. could reel in Death Throw for the F crown, the real thing to watch out for in F is if one of the 7-5 teams could reel in Y.N.T.A. Let's end that here. YNTA, 14-10.

**Match #9:** (C Div.) Dart Attack @ Frankie & The 5 Marks. Dart Attack can just go ahead and clinch the C season crown with a win here, but Frankie has already pushed them to the brink 7 weeks ago. This story is so much better if Frankie wins. But... Attack, 13-11.

**Match #10:** (G Div.) Shoot to Thrill @ Sofa Kings. Depending on how match #2 comes out, this could *almost* be a clincher for Sofa. But Shoot to Thrill is no pushover, so Sofa better be sure they go ahead and pay attention and handle this business. Sofa it is, 15-9.

**Match #11:** (E Div.) That's What She Said @ Sharky's Machine. Might effectively be a head-to-head battle to avoid a bottom-two finish and a possible Spring drop to F. That's What She Won, 13-11.

**Match #12:** (G Div.) We're Sexy & We Throw It! @ The Rock Bottoms. Well, somebody is going to end up at the bottom of page 2... sooo... yeah. We Throw It will show up, so they win this, 13-11.

#### And the remaining 11 matches, sorted by division:

- A Division: Element 15, Liver Alliance 9; Matt's Tab 14, Boom 10.
- B Division: Serious? 13, Blindsided 11; Hop 13, Procrastinators 11.
- C Division: Nine Lives 14, Trippin 10; Outlaws 16, Off Constantly 8.
- D Division: BullsHit 15, Hump Day! 9.
- E Division: Irish Ton 14, Shark Shooters 10.
- F Division: Cork 13, Fayetteville Street 11; Kenny 14, Bangin 10.
- G Division: Who Darted 14, Projectile Dysfunction 10.

Printed below are the tournament brackets (with match locations) that we will be using this season. Teams which are already locked into a finishing position have already been placed in the bracket. Others will be filled in during the final two weeks. Please notify your team of possible match locations for your team's matches in the tournament. Host establishment phone numbers and addresses will be re-printed in the next Ton

**REMEMBER: Tournament matches start at 7:00 p.m.**

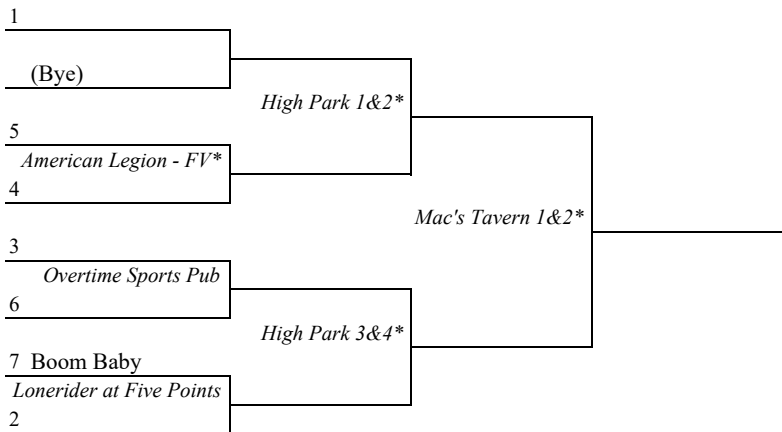
I will update the bracket as much as possible for next week's newsletter, and then send out a full bracket page before the first round matches.  
 [Note: Whenever an asterisk is included, that means a third board MIGHT be available and the captains may agree to use it in order to shorten the match time.]

## FALL 2022 RDL DIVISIONAL TOURNAMENT SCHEDULE

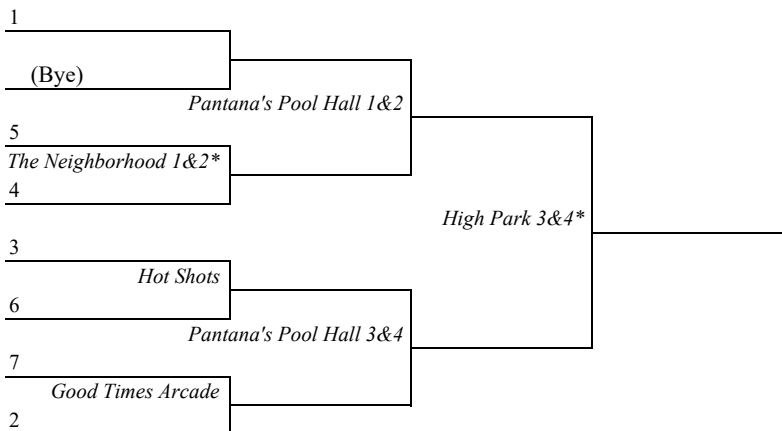
Quarterfinals (11/16)	Semifinals (11/30)	Finals (12/7)	<b>WINNER</b>
-----------------------	--------------------	---------------	---------------

Quarterfinals (11/16)	Semifinals (11/30)	Finals (12/7)	<b>WINNER</b>
-----------------------	--------------------	---------------	---------------

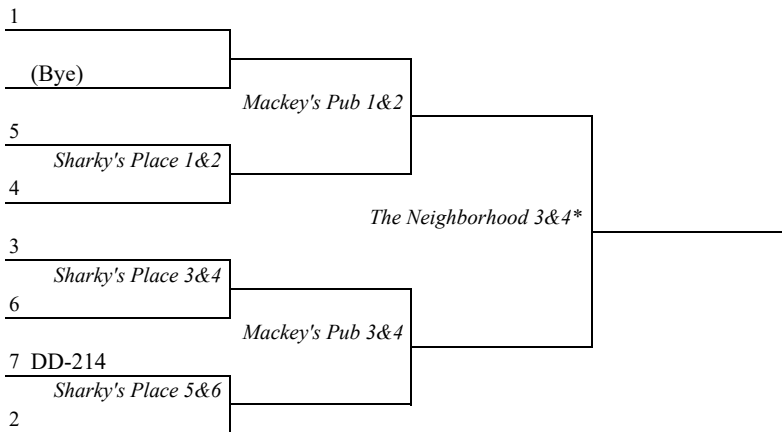
### "A" Division



### "B" Division

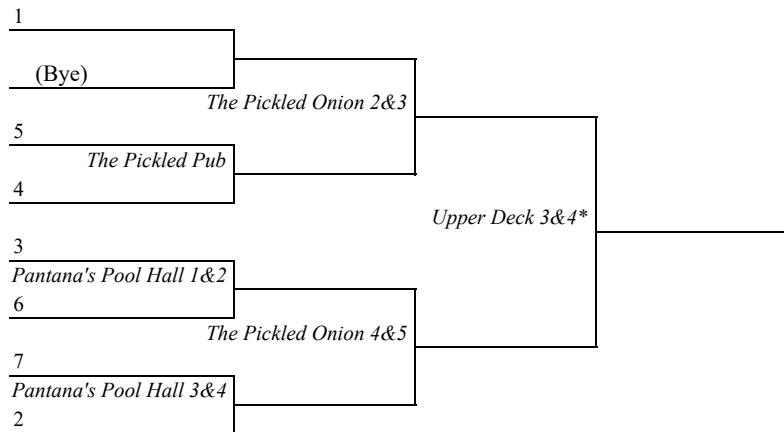


### "C" Division

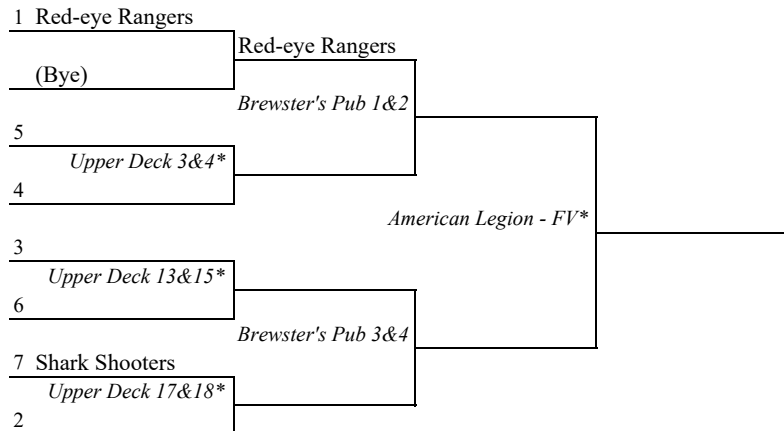


Quarters. (11/16)	Semifinals (11/30)	Finals (12/7)
-------------------	--------------------	---------------

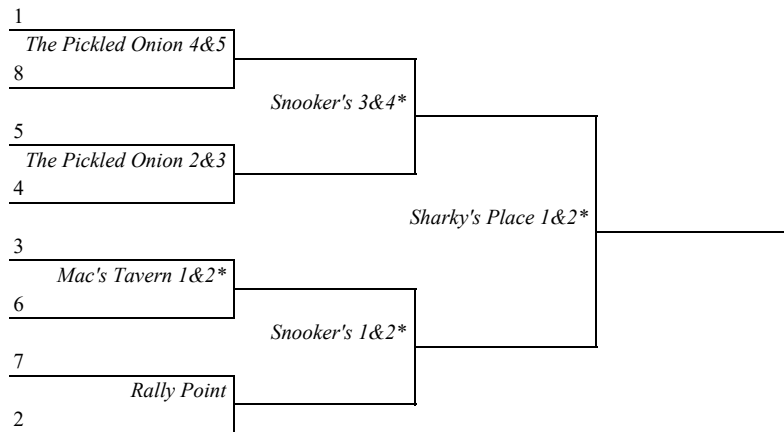
### "D" Division



### "E" Division



### "F" Division



Finals (12/7)	Semifinals (11/30)	Quarters. (11/16)
---------------	--------------------	-------------------

### "G" Division



**WINNER**

# Fall 2022 RDL Top Singles Records (by division) (through week 12)

(No missing statistics, as all scoresheets have been received.) (Game minimums required for these listings: 9 for A-E divs., 12 for F & G divs.)

		<u>"A" Division</u>	<u>W</u>	<u>L</u>	<u>%-age</u>
1	Gibson, Pat	A1/ The Bullies	15	1	0.938
	Phillips, Stevie	A2/ The Convergent Element	15	1	0.938
3	Foushee, Kevin	A1/ The Bullies	14	1	0.933
4	Phillips, Robbie	A2/ The Convergent Element	13	1	0.929
	Spellman, Alex	A1/ The Bullies	13	1	0.929
6	Brown, Matt	A1/ The Bullies	14	2	0.875
7	Work, Joe	A3/ Liver Alliance	12	2	0.857
8	Gauthier, Kyle	A3/ Liver Alliance	17	3	0.850
9	Johnson, Michael	A1/ The Bullies	13	3	0.813
	Massengill, Chad	A2/ The Convergent Element	13	3	0.813
11	Badger, Steve	A4/ Lunatic Fringe	7	2	0.778
12	Minty, Ross	A2/ The Convergent Element	8	3	0.727
13	Brown, Tom	A2/ The Convergent Element	13	5	0.722
14	Persson, Kenny	A2/ The Convergent Element	9	4	0.692
15	(two tied)		9	5	0.643

		<u>"B" Division</u>	<u>W</u>	<u>L</u>	<u>%-age</u>
1	Jones, Jimmie	B5/ Consistently Inconsistent	12	2	0.857
2	Gallagher, Jim	B3/ Hoptimistic	14	3	0.824
3	Grubb, Ed	B5/ Consistently Inconsistent	13	3	0.813
	Massengill, Randy	B7/ Darty Minds	13	3	0.813
5	Horton, Tony	B7/ Darty Minds	12	3	0.800
6	Gaglione, Joe	B2/ Blindsided	15	4	0.789
7	Cole, Mike	B1/ Why So Serious?	15	5	0.750
	Denton, Mike	B5/ Consistently Inconsistent	9	3	0.750
9	Bracco, Michael	B1/ Why So Serious?	13	5	0.722
10	Merkle, Patrick	B2/ Blindsided	14	6	0.700
11	Reitano, Sal	B7/ Darty Minds	11	5	0.688
12	Martin, Pat	B7/ Darty Minds	11	6	0.647
	Watson, Jeff, Jr.	B2/ Blindsided	11	6	0.647
14	Snyder, Mike	B3/ Hoptimistic	9	5	0.643
15	(two tied)		10	7	0.588

		<u>"C" Division</u>	<u>W</u>	<u>L</u>	<u>%-age</u>
1	Murray, Shane	C2/ Dysfunctional Outlaws	17	3	0.850
2	Copple, Matthew	C5/ Nine Lives	14	3	0.824
3	Bumpass, Mike	C3/ Frankie & The 5 Marks	12	3	0.800
	Ginger, Chuck	C1/ Trippin Bulls	8	2	0.800
5	Porcelli, Robb	C5/ Nine Lives	10	3	0.769
6	Chalmers, Alan	C7/ Dart Attack	16	5	0.762
7	Tant, J.J.	C2/ Dysfunctional Outlaws	15	5	0.750
8	Bialaszewski, Rich	C3/ Frankie & The 5 Marks	7	3	0.700
9	Bruemmer, Wes	C1/ Trippin Bulls	11	5	0.688
	Bushman, Brad	C3/ Frankie & The 5 Marks	11	5	0.688
11	Beaird, Tommy	C4/ DD-214	15	7	0.682
12	Smith, Brian	C2/ Dysfunctional Outlaws	14	7	0.667
13	Bowman, Merrill	C7/ Dart Attack	13	7	0.650
	Peterson, Chris	C2/ Dysfunctional Outlaws	13	7	0.650
15	Jones, Mike	C7/ Dart Attack	14	8	0.636

		<u>"D" Division</u>	<u>W</u>	<u>L</u>	<u>%-age</u>
1	Winters, Tom	D2/ Rif Raf	18	1	0.947
2	Long, Robert	D1/ BullsHit	10	3	0.769
3	Deemer, Randy	D3/ Hump Day!	12	4	0.750
	Robinson, Mike	D6/ Darty Sanchez	12	4	0.750
5	Neill, Gregory	D4/ Methodical Insurrection	13	5	0.722
	Trefzger, Eric	D6/ Darty Sanchez	13	5	0.722
7	Krestalude, Andy	D3/ Hump Day!	11	5	0.688
8	Shorrock, Will	D2/ Rif Raf	12	6	0.667
	Diamond, Paddy	D2/ Rif Raf	8	4	0.667
10	Trefzger, Ken	D7/ One Armed Bandits	13	7	0.650
11	Sweet, Phyllis	D4/ Methodical Insurrection	9	5	0.643
12	Burney, Gary	D5/ Cheap Shots	14	8	0.636
13	Jones, Dustin	D1/ BullsHit	12	7	0.632
14	Gardner, Mike	D1/ BullsHit	10	6	0.625
15	Richardson, Shane	D7/ One Armed Bandits	11	7	0.611

		<u>"E" Division</u>	<u>W</u>	<u>L</u>	<u>%-age</u>
1	Finney, Dave	E6/ Irish Ton	17	0	1.000
2	Samaluk, Somchai	E7/ Web of DaFeet	11	2	0.846
3	White, J.J.	E4/ Menace 2 Sobriety	17	4	0.810
4	Barnes, Will	E3/ Red-eye Rangers	16	4	0.800
	Ellis, Tim	E7/ Web of DaFeet	16	4	0.800
	Robertson, Chris	E3/ Red-eye Rangers	16	4	0.800
7	Knight, Romuald	E5/ That's What She Said	14	4	0.778
8	Cominole, Jeremy	E6/ Irish Ton	12	4	0.750
	Rossbach, Mark	E6/ Irish Ton	9	3	0.750
10	Kirkpatrick, Scott	E3/ Red-eye Rangers	16	6	0.727
11	Adams, Doug	E5/ That's What She Said	7	3	0.700
12	Tanella, Michael	E5/ That's What She Said	11	5	0.688
13	Bouchard, Keith	E4/ Menace 2 Sobriety	13	6	0.684
14	Price, Brady	E4/ Menace 2 Sobriety	10	5	0.667
15	(two tied)		9	5	0.643

		<u>"F" Division</u>	<u>W</u>	<u>L</u>	<u>%-age</u>
1	Millius, Mike	F4/ Dart Side of the Moon	21	1	0.955
2	Bither, Dana	F3/ Your Cork is Showing	16	3	0.842
3	Amos, Terron	F8/ The Neighborhood Dart K	17	4	0.810
4	Turner, Kevin	F6/ Y.N.T.A.	16	5	0.762
5	Bradshaw, Tyler	F2/ Death Throw	15	5	0.750
	Wilson, Jonathan	F4/ Dart Side of the Moon	12	4	0.750
7	Emerton, Eric	F6/ Y.N.T.A.	14	5	0.737
8	Dehnel, Sebastian	F7/ Kenny & the Jets	15	6	0.714
9	Fortune, Chase	F2/ Death Throw	17	7	0.708
	Mathews, Olivia	F2/ Death Throw	17	7	0.708
11	Zuttel, Paul	F7/ Kenny & the Jets	9	4	0.692
12	Bowen, Andy	F5/ Bangin The Wire	13	6	0.684
13	Bosier, Sean	F2/ Death Throw	16	8	0.667
	White, John	F5/ Bangin The Wire	16	8	0.667
	Toko, Jeff	F4/ Dart Side of the Moon	12	6	0.667

		<u>"G" Division</u>	<u>W</u>	<u>L</u>	<u>%-age</u>
1	Alcon, Tony	G1/ Sofa Kings	18	2	0.900
2	Hartley, Bryan	G7/ Village Idiots	17	2	0.895
3	Haywood, Eric	G7/ Village Idiots	16	3	0.842
4	Campbell, Aaron	G1/ Sofa Kings	13	3	0.813
5	Keim, Roger	G1/ Sofa Kings	16	4	0.800
6	Blanes, Silver	G2/ Shoot to Thrill	12	4	0.750
	Dean, Jay	G4/ Projectile Dysfunction	9	3	0.750
8	Vivod, Josh	G7/ Village Idiots	16	6	0.727
9	Jones, Nick	G7/ Village Idiots	15	6	0.714
	McNamara, Ken	G6/ We're Sexy & We Throw	15	6	0.714
11	Rowe, Dan	G1/ Sofa Kings	12	5	0.706
12	Kelly, Mike	G3/ Who Darded	13	6	0.684
13	McDonald, Chase	G5/ Rippin Darts	15	7	0.682
	Wissinger, Wes	G2/ Shoot to Thrill	15	7	0.682
15	(two tied)				0.667

		<u>Women's Records</u>			
		(# by div.: A-2, B-2, C-7, D-2, E-8, F-15, G-13)			
		<u>W</u>	<u>L</u>	<u>%-age</u>	
A	Wilson, Samantha	A5/ Put It on Matt's Tab	4	10	0.286
B	Blackwelder, Deb	B4/ The Procrastinators	5	6	0.455
C	Kubel, Nicole	C6/ Off Constantly-Reboot	7	8	0.467
	Blackwelder, Allyson	C6/ Off Constantly-Reboot	7	9	0.438
D	Sweet, Phyllis	D4/ Methodical Insurrection	9	5	0.643
E	Stacy, Michelle	E1/ Shark Shooters	8	8	0.500
	Mitchell, Liz	E1/ Shark Shooters	4	6	0.400
	Clement, Dawn	E6/ Irish Ton	3	10	0.231
F	Mathews, Olivia	F2/ Death Throw	17	7	0.708
	Wilberg, Chelsea	F4/ Dart Side of the Moon	13	11	0.542
	Bass, Shannon	F3/ Your Cork is Showing	3	17	0.150
G	Newton, Tammy	G2/ Shoot to Thrill	8	8	0.500
	Tousley, Kristen	G4/ Projectile Dysfunction	9	12	0.429
	McNamara, Karen	G6/ We're Sexy & We Throw	3	9	0.250

# Fall 2022 RDL Top Singles+Doubles Records (by division) (through week 12)

(No missing statistics, as all scoresheets have been received.) (Game minimums required for these listings: 18 for A-E divs., 23 for F & G divs.)

		<u>"A" Division</u>	<u>W</u>	<u>L</u>	<u>%-age</u>
1	Foushee, Kevin	A1/ The Bullies	30	2	0.938
2	Spellman, Alex	A1/ The Bullies	25	2	0.926
3	Work, Joe	A3/ Liver Alliance	25	3	0.893
4	Phillips, Stevie	A2/ The Convergent Element	28	4	0.875
5	Phillips, Robbie	A2/ The Convergent Element	24	4	0.857
6	Minty, Ross	A2/ The Convergent Element	18	4	0.818
7	Johnson, Michael	A1/ The Bullies	26	7	0.788
8	Gibson, Pat	A1/ The Bullies	24	7	0.774
9	Brown, Matt	A1/ The Bullies	22	7	0.759
10	Brown, Tom	A2/ The Convergent Element	25	8	0.758
11	Persson, Kenny	A2/ The Convergent Element	19	7	0.731
12	Jones, Grey	A3/ Liver Alliance	27	10	0.730
13	Massengill, Chad	A2/ The Convergent Element	23	9	0.719
14	Gauthier, Kyle	A3/ Liver Alliance	28	12	0.700
	Tan, Wil	A2/ The Convergent Element	21	9	0.700

		<u>"B" Division</u>	<u>W</u>	<u>L</u>	<u>%-age</u>
1	Jones, Jimmie	B5/ Consistently Inconsistent	26	2	0.929
2	Grubb, Ed	B5/ Consistently Inconsistent	26	7	0.788
3	Cole, Mike	B1/ Why So Serious?	29	12	0.707
4	Merkle, Patrick	B2/ Blindsided	27	12	0.692
5	Massengill, Randy	B7/ Darty Minds	22	10	0.688
6	Gaglione, Joe	B2/ Blindsided	26	12	0.684
7	Horton, Tony	B7/ Darty Minds	21	10	0.677
8	Denton, Mike	B5/ Consistently Inconsistent	16	8	0.667
	Hall, Mike	B4/ The Procrastinators	16	8	0.667
10	Reitano, Sal	B7/ Darty Minds	21	11	0.656
11	Gallagher, Jim	B3/ Hoptimistic	22	12	0.647
12	Danias, Tony	B5/ Consistently Inconsistent	19	11	0.633
13	Bracco, Michael	B1/ Why So Serious?	22	14	0.611
14	Jeffcoat, Doug	B5/ Consistently Inconsistent	18	12	0.600
15	Martin, Pat	B7/ Darty Minds	18	13	0.581

		<u>"C" Division</u>	<u>W</u>	<u>L</u>	<u>%-age</u>
1	Murray, Shane	C2/ Dysfunctional Outlaws	31	9	0.775
2	Bialaszewski, Rich	C3/ Frankie & The 5 Marks	17	5	0.773
3	Chalmers, Alan	C7/ Dart Attack	31	10	0.756
4	Bumpass, Mike	C3/ Frankie & The 5 Marks	23	8	0.742
5	Porcelli, Robb	C5/ Nine Lives	17	8	0.680
6	Smith, Brian	C2/ Dysfunctional Outlaws	27	13	0.675
	Tant, J.J.	C2/ Dysfunctional Outlaws	27	13	0.675
8	Copple, Matthew	C5/ Nine Lives	22	11	0.667
9	Beard, Tommy	C4/ DD-214	29	15	0.659
10	Romanchek, David	C5/ Nine Lives	21	11	0.656
11	Ginger, Chuck	C1/ Trippin Bulls	13	7	0.650
12	Jones, Mike	C7/ Dart Attack	28	16	0.636
13	Bushman, Brad	C3/ Frankie & The 5 Marks	20	12	0.625
14	Peterson, Chris	C2/ Dysfunctional Outlaws	24	15	0.615
15	Azevedo, Angelo	C6/ Off Constantly-Reboot	17	11	0.607

		<u>"D" Division</u>	<u>W</u>	<u>L</u>	<u>%-age</u>
1	Winters, Tom	D2/ Rif Raf	31	6	0.838
2	Neill, Gregory	D4/ Methodical Insurrection	26	10	0.722
3	Venable, Mike	D4/ Methodical Insurrection	25	10	0.714
4	Trefzger, Eric	D6/ Darty Sanchez	24	11	0.686
5	Sweet, Phyllis	D4/ Methodical Insurrection	20	10	0.667
6	Robinson, Mike	D6/ Darty Sanchez	21	11	0.656
7	Schroll, Jake	D1/ BullsHit	15	8	0.652
8	Jones, Dustin	D1/ BullsHit	25	14	0.641
9	Piquet, David	D2/ Rif Raf	23	14	0.622
10	Richardson, Shane	D7/ One Armed Bandits	22	14	0.611
11	Long, Gary	D1/ BullsHit	21	14	0.600
	Long, Robert	D1/ BullsHit	15	10	0.600
13	Byrne, Matt	D2/ Rif Raf	19	13	0.594
14	Goodrich, Brett	D6/ Darty Sanchez	17	12	0.586
	Williams, Denwood	D1/ BullsHit	17	12	0.586

		<u>"E" Division</u>	<u>W</u>	<u>L</u>	<u>%-age</u>
1	Barnes, Will	E3/ Red-eye Rangers	33	7	0.825
2	Samaluk, Somchai	E7/ Web of DaFeet	22	5	0.815
3	Finney, Dave	E6/ Irish Ton	28	7	0.800
4	White, J.J.	E4/ Menace 2 Sobriety	31	9	0.775
5	Kirkpatrick, Scott	E3/ Red-eye Rangers	34	10	0.773
6	Robertson, Chris	E3/ Red-eye Rangers	30	10	0.750
7	Barrett, Darren	E2/ Sharky's Machine	20	8	0.714
8	Bouchard, Keith	E4/ Menace 2 Sobriety	28	12	0.700
9	Tanella, Michael	E5/ That's What She Said	22	11	0.667
10	Cominole, Jeremy	E6/ Irish Ton	20	11	0.645
11	Roszbach, Mark	E6/ Irish Ton	16	9	0.640
12	McDavid, Craig	E5/ That's What She Said	23	14	0.622
13	Knight, Romuald	E5/ That's What She Said	22	14	0.611
14	Ellis, Tim	E7/ Web of DaFeet	24	16	0.600
	Price, Brady	E4/ Menace 2 Sobriety	18	12	0.600

		<u>"F" Division</u>	<u>W</u>	<u>L</u>	<u>%-age</u>
1	Millius, Mike	F4/ Dart Side of the Moon	37	7	0.841
2	Bowen, Andy	F5/ Bangin The Wire	26	10	0.722
3	Bradshaw, Tyler	F2/ Death Throw	29	12	0.707
4	Bither, Dana	F3/ Your Cork is Showing	28	12	0.700
5	Amos, Terron	F8/ The Neighborhood Dart K	27	12	0.692
6	White, John	F5/ Bangin The Wire	30	14	0.682
7	Mathews, Olivia	F2/ Death Throw	32	15	0.681
8	Fortune, Chase	F2/ Death Throw	31	15	0.674
9	Dehnel, Sebastian	F7/ Kenny & the Jets	28	14	0.667
10	Blake, Rick	F7/ Kenny & the Jets	27	14	0.659
	Turner, Kevin	F6/ Y.N.T.A.	27	14	0.659
12	Bosier, Sean	F2/ Death Throw	31	17	0.646
13	Barletta, Phil	F6/ Y.N.T.A.	18	10	0.643
14	Toko, Jeff	F4/ Dart Side of the Moon	24	14	0.632
15	Zuttel, Paul	F7/ Kenny & the Jets	19	12	0.613

		<u>"G" Division</u>	<u>W</u>	<u>L</u>	<u>%-age</u>
1	Hartley, Bryan	G7/ Village Idiots	34	8	0.810
2	Alcon, Tony	G1/ Sofa Kings	32	8	0.800
3	Keim, Roger	G1/ Sofa Kings	28	9	0.757
4	Vivod, Josh	G7/ Village Idiots	32	12	0.727
5	Campbell, Aaron	G1/ Sofa Kings	26	10	0.722
6	Moore, Ken	G1/ Sofa Kings	16	7	0.696
7	Dean, Jay	G4/ Projectile Dysfunction	17	8	0.680
8	Haywood, Eric	G7/ Village Idiots	23	11	0.676
9	Jones, Nick	G7/ Village Idiots	28	14	0.667
	McNamara, Ken	G6/ We're Sexy & We Throw	28	14	0.667
	Rowe, Dan	G1/ Sofa Kings	26	13	0.667
12	McDonald, Chase	G5/ Rippin Darts	29	15	0.659
	Raymond, Erik	G5/ Rippin Darts	29	15	0.659
14	Baugher, Mark	G7/ Village Idiots	26	14	0.650
15	Blanes, Silver	G2/ Shoot to Thrill	22	12	0.647

		<u>Women's Records</u>	<u>W</u>	<u>L</u>	<u>%-age</u>
		(# by div.: A-2, B-2, C-7, D-2, E-8, F-15, G-13)			
A	Wilson, Samantha	A5/ Put It on Matt's Tab	7	23	0.233
B	Blackwelder, Deb	B4/ The Procrastinators	7	11	0.389
C	Rosenfeld, Leslie	C1/ Trippin Bulls	14	13	0.519
	Blackwelder, Allyson	C6/ Off Constantly-Reboot	16	16	0.500
D	Sweet, Phyllis	D4/ Methodical Insurrection	20	10	0.667
	Stacy, Michelle	E1/ Shark Shooters	14	15	0.483
E	Mitchell, Liz	E1/ Shark Shooters	8	12	0.400
	Clement, Dawn	E6/ Irish Ton	10	16	0.385
	Mathews, Olivia	F2/ Death Throw	32	15	0.681
F	Wilberg, Chelsea	F4/ Dart Side of the Moon	23	21	0.523
	Pender, Aime	F1/ Fayetteville Street	10	18	0.357
	Newton, Tammy	G2/ Shoot to Thrill	17	18	0.486
G	Tousley, Kristen	G4/ Projectile Dysfunction	19	22	0.463
	Hager, Ginny	G8/ The Rock Bottoms	10	18	0.357



# Fall 2022 RDL Top All-Star Point Averages (by division) (through week 12)

(No missing statistics, as all scoresheets have been received.) (Game minimums required for these listings: 18 for A-E divs., 23 for F & G divs.)

		<b><u>"A" Division</u></b>			
		ASP	TGP	Ave.	
1	Spellman, Alex	A1/ The Bullies	69.5	27	2.574
2	Phillips, Robbie	A2/ The Convergent Element	54.0	28	1.929
3	Work, Joe	A3/ Liver Alliance	53.0	28	1.893
4	Phillips, Stevie	A2/ The Convergent Element	56.0	32	1.750
5	Gauthier, Kyle	A3/ Liver Alliance	65.0	40	1.625
6	Gibson, Pat	A1/ The Bullies	46.5	31	1.500
7	Mozzetti, Tim	A4/ Lunatic Fringe	40.0	27	1.481
8	Mitchell, Sid	A4/ Lunatic Fringe	47.5	33	1.439
9	Johnson, Michael	A1/ The Bullies	47.0	33	1.424
10	Persson, Kenny	A2/ The Convergent Element	35.5	26	1.365
11	Minty, Ross	A2/ The Convergent Element	28.0	22	1.273
12	Massengill, Chad	A2/ The Convergent Element	40.5	32	1.266
13	Tan, Wil	A2/ The Convergent Element	37.0	30	1.233
14	Klann, Eric	A4/ Lunatic Fringe	38.0	32	1.188
15	White, Vic	A6/ Boom Baby	41.5	36	1.153

		<b><u>"B" Division</u></b>			
		ASP	TGP	Ave.	
1	Jones, Jimmie	B5/ Consistently Inconsistent	48.5	28	1.732
2	Grubb, Ed	B5/ Consistently Inconsistent	42.0	33	1.273
3	Massengill, Randy	B7/ Darty Minds	36.5	32	1.141
4	Reitano, Sal	B7/ Darty Minds	34.5	32	1.078
5	Hall, Mike	B4/ The Procrastinators	25.0	24	1.042
6	Denton, Mike	B5/ Consistently Inconsistent	24.5	24	1.021
7	Cole, Mike	B1/ Why So Serious?	41.0	41	1.000
	Gaglione, Joe	B2/ Blindsided	38.0	38	1.000
9	Horton, Tony	B7/ Darty Minds	29.5	31	0.952
10	Merkle, Patrick	B2/ Blindsided	36.5	39	0.936
11	Ridgway, Matt	B2/ Blindsided	26.0	29	0.897
12	Gallagher, Jim	B3/ Hoptimistic	27.5	34	0.809
13	Bracco, Michael	B1/ Why So Serious?	28.0	36	0.778
14	Toolan, Chris	B6/ Shooter McGavin	25.5	33	0.773
15	Sautter, Scott	B6/ Shooter McGavin	29.0	40	0.725

		<b><u>"C" Division</u></b>			
		ASP	TGP	Ave.	
1	Murray, Shane	C2/ Dysfunctional Outlaws	41.0	40	1.025
2	Beaird, Tommy	C4/ DD-214	42.5	44	0.966
3	Ginger, Chuck	C1/ Trippin Bulls	18.5	20	0.925
4	Bialaszewski, Rich	C3/ Frankie & The 5 Marks	20.0	22	0.909
5	Chalmers, Alan	C7/ Dart Attack	32.0	41	0.780
6	Tuffillaro, Lou	C6/ Off Constantly-Reboot	24.0	31	0.774
7	Tant, J.J.	C2/ Dysfunctional Outlaws	29.5	40	0.738
8	Guenther, George	C4/ DD-214	23.5	32	0.734
9	Bushman, Brad	C3/ Frankie & The 5 Marks	22.5	32	0.703
10	Raquet, Mike	C3/ Frankie & The 5 Marks	23.0	33	0.697
11	Azevedo, Angelo	C6/ Off Constantly-Reboot	19.0	28	0.679
12	Powell, Lee	C3/ Frankie & The 5 Marks	24.0	36	0.667
13	Smith, Tyler	C5/ Nine Lives	20.5	31	0.661
14	Porcelli, Robb	C5/ Nine Lives	16.5	25	0.660
15	Fitzgerald, Dennis	C5/ Nine Lives	17.0	26	0.654

		<b><u>"D" Division</u></b>			
		ASP	TGP	Ave.	
1	Jones, Dustin	D1/ BullsHit	37.0	39	0.949
2	Robinson, Mike	D6/ Darty Sanchez	24.5	32	0.766
3	Winters, Tom	D2/ Rif Raf	28.0	37	0.757
4	Richardson, Shane	D7/ One Armed Bandits	25.5	36	0.708
5	Krestalude, Andy	D3/ Hump Day!	21.5	32	0.672
6	Gardner, Mike	D1/ BullsHit	20.5	33	0.621
	Witz, Steve	D5/ Cheap Shots	20.5	33	0.621
8	Venable, Mike	D4/ Methodical Insurrection	20.5	35	0.586
9	Long, Gary	D1/ BullsHit	20.0	35	0.571
10	Shorrock, Will	D2/ Rif Raf	19.0	34	0.559
11	Williams, Denwood	D1/ BullsHit	16.0	29	0.552
12	Wilson, John	D4/ Methodical Insurrection	14.5	27	0.537
13	Hindle, Mikey	D5/ Cheap Shots	20.0	38	0.526
14	Deemer, Randy	D3/ Hump Day!	16.5	32	0.516
15	Buckman, Dave	D5/ Cheap Shots	23.0	45	0.511

		<b><u>"E" Division</u></b>			
		ASP	TGP	Ave.	
1	Samaluk, Somchai	E7/ Web of DaFeet	30.0	27	1.111
2	Finney, Dave	E6/ Irish Ton	32.0	35	0.914
3	Barnes, Will	E3/ Red-eye Rangers	28.0	40	0.700
	White, J.J.	E4/ Menace 2 Sobriety	28.0	40	0.700
5	Eattock, Andrew	E5/ That's What She Said	13.0	19	0.684
6	Gibson, Thomas	E1/ Shark Shooters	11.5	18	0.639
7	Kirkpatrick, Scott	E3/ Red-eye Rangers	28.0	44	0.636
8	Schaefer, John	E2/ Sharky's Machine	24.0	40	0.600
9	Rossbach, Mark	E6/ Irish Ton	14.0	25	0.560
10	Robertson, Chris	E3/ Red-eye Rangers	19.5	40	0.488
11	Borgia, Pete	E2/ Sharky's Machine	15.0	34	0.441
12	Tanella, Michael	E5/ That's What She Said	13.5	33	0.409
13	Ball, Pat	E6/ Irish Ton	15.5	38	0.408
14	Bouchard, Keith	E4/ Menace 2 Sobriety	15.0	40	0.375
	Mitchell, Liz	E1/ Shark Shooters	7.5	20	0.375

		<b><u>"F" Division</u></b>			
		ASP	TGP	Ave.	
1	Blake, Rick	F7/ Kenny & the Jets	36.5	41	0.890
2	Dehnel, Sebastian	F7/ Kenny & the Jets	29.0	42	0.690
3	Mathews, Olivia	F2/ Death Throw	31.0	47	0.660
4	Wilson, Jonathan	F4/ Dart Side of the Moon	21.5	35	0.614
5	Emerton, Eric	F6/ Y.N.T.A.	20.0	33	0.606
6	Amos, Terron	F8/ The Neighborhood Dart K	23.5	39	0.603
7	Millius, Mike	F4/ Dart Side of the Moon	26.5	44	0.602
8	Bowen, Andy	F5/ Bangin The Wire	21.5	36	0.597
9	Mathews, Dave	F2/ Death Throw	25.0	44	0.568
10	Furdon, Matt	F4/ Dart Side of the Moon	22.5	43	0.523
11	Prosser, Brad	F5/ Bangin The Wire	19.5	38	0.513
12	Bither, Dana	F3/ Your Cork is Showing	19.0	40	0.475
13	Swepson, Jerrell	F8/ The Neighborhood Dart K	15.5	34	0.456
14	Zuttel, Paul	F7/ Kenny & the Jets	13.5	31	0.435
15	Wilberg, Chelsea	F4/ Dart Side of the Moon	17.0	44	0.386

		<b><u>"G" Division</u></b>			
		ASP	TGP	Ave.	
1	Thompson, Barry	G2/ Shoot to Thrill	28.0	36	0.778
2	Dean, Jay	G4/ Projectile Dysfunction	17.5	25	0.700
3	McNamara, Ken	G6/ We're Sexy & We Throw	27.0	42	0.643
4	Keim, Roger	G1/ Sofa Kings	22.5	37	0.608
5	Vance, Hugh	G4/ Projectile Dysfunction	22.5	38	0.592
6	Hartley, Bryan	G7/ Village Idiots	23.5	42	0.560
7	Wissinger, Wes	G2/ Shoot to Thrill	21.5	39	0.551
8	Tyler, Robert	G7/ Village Idiots	13.0	24	0.542
9	Kelly, Mike	G3/ Who Darted	20.0	39	0.513
10	Blanes, Silver	G2/ Shoot to Thrill	16.5	34	0.485
11	Fishbeck, Brent	G3/ Who Darted	22.0	48	0.458
12	Alcon, Tony	G1/ Sofa Kings	18.0	40	0.450
13	Plotkin, Jeremy	G1/ Sofa Kings	15.5	35	0.443
14	Kuhar, Doug	G3/ Who Darted	19.5	45	0.433
15	Jones, Nick	G7/ Village Idiots	16.5	42	0.393

		<b><u>Women's Records</u></b>			
		(# by div.: A-2, B-2, C-7, D-2, E-8, F-15, G-13)			
		ASP	TGP	Ave.	
A	Fey, Jen	A5/ Put It on Matt's Tab	10.0	19	0.526
B	Sweeny, Doreen	B2/ Blindsided	20.0	37	0.541
C	Kubel, Nicole	C6/ Off Constantly-Reboot	13.0	32	0.406
	Blackwelder, Allyson	C6/ Off Constantly-Reboot	10.0	32	0.313
D	Sweet, Phyllis	D4/ Methodical Insurrection	9.0	30	0.300
	Mitchell, Liz	E1/ Shark Shooters	7.5	20	0.375
E	Caldwell, Taylor	E5/ That's What She Said	10.0	36	0.278
	Stacy, Michelle	E1/ Shark Shooters	3.5	29	0.121
	Mathews, Olivia	F2/ Death Throw	31.0	47	0.660
F	Wilberg, Chelsea	F4/ Dart Side of the Moon	17.0	44	0.386
	Bass, Shannon	F3/ Your Cork is Showing	10.5	40	0.263
	Hager, Ginny	G8/ The Rock Bottoms	8.0	28	0.286
G	Smith, Lauren	G8/ The Rock Bottoms	9.0	37	0.243
	Tousley, Kristen	G4/ Projectile Dysfunction	8.5	41	0.207

	Singles 301		Singles Cricket		Singles Record		Singles Win %-age	Doubles Cricket		Doubles 501		Doubles Record		Doubles Win %-age	Sngls + Dbls Record		Sngls + Dbls Win %-age	Tiebreaker Ws		Tiebreaker Ls	All-Star Points	Games Played	All-Star Point Average	Matches Played
<b>A1/ The Bullies</b>	46	14	50	9	96	23	0.807	23	7	23	7	46	14	0.767	188	51	0.787	0	6	303.5	239	1.270		
A 10 Cusher, Dean	2	0	3	0	5	0	1.000	3	3	5	0	8	3	0.727	13	3	0.813	0	0	10.5	16	0.656	7	
A 11 Elder, Craig	1	5	2	3	3	8	0.273	4	0	5	1	9	1	0.900	12	9	0.571	0	1	12.5	21	0.595	6	
A 12 Foushee, Kevin	6	1	8	0	14	1	0.933	8	0	8	1	16	1	0.941	30	2	0.938	0	0	33.5	32	1.047	9	
A 13 Gibson, Pat	7	1	8	0	15	1	0.938	4	4	5	2	9	6	0.600	24	7	0.774	0	1	46.5	31	1.500	8	
A 14 Johnson, Michael	5	2	8	1	13	3	0.813	6	3	7	1	13	4	0.765	26	7	0.788	0	1	47.0	33	1.424	9	
A 15 Spellman, Alex	7	0	6	1	13	1	0.929	7	0	5	1	12	1	0.923	25	2	0.926	0	1	69.5	27	2.574	7	
A 16 Stewart, Pete	3	1	0	0	3	1	0.750	0	0	2	1	2	1	0.667	5	2	0.714	0	0	1.5	7	0.214	4	
A 17 Stewart, P.J.	5	3	5	3	10	6	0.625	7	1	4	3	11	4	0.733	21	10	0.677	0	1	30.5	31	0.984	8	
A 18 Naylor, Dan	3	0	3	0	6	0	1.000	2	1	2	1	4	2	0.667	10	2	0.833	0	1	25.0	12	2.083	3	
A 19 Brown, Matt	7	1	7	1	14	2	0.875	5	2	3	3	8	5	0.615	22	7	0.759	0	0	27.0	29	0.931	8	
<b>A2/ The Convergent Element</b>	42	12	40	14	82	26	0.759	22	5	20	7	42	12	0.778	166	50	0.769	13	0	295.5	216	1.368		
A 20 Kilts, Jason	2	0	0	2	2	2	0.500	1	1	3	0	4	1	0.800	6	3	0.667	0	0	5.5	9	0.611	3	
A 21 Beeson, Robb	0	0	0	0	0	0	---	0	0	0	0	0	0	---	0	0	---	0	0	0.0	0	---	0	
A 22 Brown, Tom	7	2	6	3	13	5	0.722	7	1	5	2	12	3	0.800	25	8	0.758	2	0	35.0	33	1.061	9	
A 23 Massengill, Chad	7	1	6	2	13	3	0.813	5	3	5	3	10	6	0.625	23	9	0.719	2	0	40.5	32	1.266	8	
A 24 Minty, Ross	3	3	5	0	8	3	0.727	5	0	5	1	10	1	0.909	18	4	0.818	1	0	28.0	22	1.273	6	
A 25 Persson, Kenny	5	1	4	3	9	4	0.692	6	1	4	2	10	3	0.769	19	7	0.731	2	0	35.5	26	1.365	7	
A 26 Phillips, Robbie	7	0	6	1	13	1	0.929	6	1	5	2	11	3	0.786	24	4	0.857	2	0	54.0	28	1.929	7	
A 27 Phillips, Stevie	7	1	8	0	15	1	0.938	7	1	6	2	13	3	0.813	28	4	0.875	2	0	56.0	32	1.750	8	
A 28 Smith, Allen	0	1	0	1	0	2	0.000	1	0	1	0	2	0	1.000	2	2	0.500	0	0	4.0	4	1.000	1	
A 29 Tan, Wil	4	3	5	2	9	5	0.643	6	2	6	2	12	4	0.750	21	9	0.700	2	0	37.0	30	1.233	8	
<b>A3/ Liver Alliance</b>	30	30	45	15	75	45	0.625	20	10	17	13	37	23	0.617	149	91	0.621	0	6	267.0	240	1.113		
A 30 Parker, Charles	0	1	0	0	0	1	0.000	0	0	1	2	1	2	0.333	1	3	0.250	0	0	0.0	4	0.000	4	
A 31 Keller, Tony	1	6	0	2	1	8	0.111	3	3	0	4	3	7	0.300	4	15	0.211	0	1	10.0	19	0.526	7	
A 32 Jones, Grey	5	4	7	3	12	7	0.632	8	2	7	1	15	3	0.833	27	10	0.730	0	1	41.0	37	1.108	10	
A 33 Gauthier, Kyle	7	3	10	0	17	3	0.850	7	3	4	6	11	9	0.550	28	12	0.700	0	1	65.0	40	1.625	10	
A 34 Seward, Mike	4	3	5	2	9	5	0.643	5	1	3	3	8	4	0.667	17	9	0.654	0	0	29.5	26	1.135	7	
A 35 Work, Joe	5	2	7	0	12	2	0.857	7	0	6	1	13	1	0.929	25	3	0.893	0	1	53.0	28	1.893	7	
A 36 Fischlein, Kris	0	2	7	2	7	4	0.636	3	5	3	3	6	8	0.429	13	12	0.520	0	1	14.5	25	0.580	10	
A 37 Lange, Cody	5	4	5	3	10	7	0.588	4	3	5	3	9	6	0.600	19	13	0.594	0	1	27.5	32	0.859	9	
A 38 Vaughan, Aaron	3	5	4	3	7	8	0.467	3	3	5	3	8	6	0.571	15	14	0.517	0	0	26.5	29	0.914	8	
A 39 Lloyd, Billy	0	0	0	0	0	0	---	0	0	0	0	0	0	---	0	0	---	0	0	0.0	0	---	0	
<b>A4/ Lunatic Fringe</b>	29	31	34	26	63	57	0.525	18	12	20	10	38	22	0.633	139	101	0.579	6	7	258.0	240	1.075		
A 40 Eason, Joel	2	5	3	0	5	5	0.500	6	2	5	1	11	3	0.786	16	8	0.667	1	1	20.0	24	0.833	8	
A 41 Badger, Steve	4	2	3	0	7	2	0.778	2	3	2	1	4	4	0.500	11	6	0.647	0	1	9.5	17	0.559	7	
A 42 Bakowski, Adam	0	1	4	4	4	5	0.444	5	1	6	1	11	2	0.846	15	7	0.682	1	1	25.0	22	1.136	8	
A 43 Bunn, Tim	4	4	2	3	6	7	0.462	0	3	2	4	2	7	0.222	8	14	0.364	0	0	14.0	22	0.636	8	
A 44 Gelberg, Dave	5	3	2	5	7	8	0.467	5	2	4	2	9	4	0.692	16	12	0.571	1	1	30.0	28	1.071	8	
A 45 Klann, Eric	4	3	6	3	10	6	0.625	4	4	5	3	9	7	0.563	19	13	0.594	1	1	38.0	32	1.188	9	
A 46 Mitchell, Sid	2	7	5	3	7	10	0.412	4	3	6	3	10	6	0.625	17	16	0.515	1	1	47.5	33	1.439	9	
A 47 Mozzetti, Tim "Tex"	2	2	6	3	8	5	0.615	4	3	5	2	9	5	0.643	17	10	0.630	1	1	40.0	27	1.481	9	
A 48 Peele, Dan	2	1	0	3	2	4	0.333	1	1	2	1	3	2	0.600	5	6	0.455	0	0	10.5	11	0.955	3	
A 49 Zawrotniak, Joe	4	3	3	2	7	5	0.583	5	2	3	2	8	4	0.667	15	9	0.625	0	0	23.5	24	0.979	8	
<b>A5/ Put It on Matt's Tab</b>	21	39	12	48	33	87	0.275	6	24	5	25	11	49	0.183	55	185	0.229	7	0	121.5	240	0.506		
A 50 Kerr, Jim	3	6	3	6	6	12	0.333	2	6	0	6	2	12	0.143	8	24	0.250	1	0	14.5	32	0.453	10	
A 51 Tompkins, Charles	3	7	2	9	5	16	0.238	0	10	1	9	1	19	0.050	6	35	0.146	1	0	17.0	41	0.415	10	
A 52 Wilson, Matt	5	5	4	6	9	11	0.450	0	10	1	9	1	19	0.050	10	30	0.250	1	0	31.0	40	0.775	10	
A 53 Wilson, Samantha	4	4	0	6	4	10	0.286	2	5	1	8	3	13	0.188	7	23	0.233	1	0	6.0	30	0.200	9	
A 54 Fey, Jen	1	1	0	6	1	7	0.125	1	5	1	4	2	9	0.182	3	16	0.158	1	0	10.0	19	0.526	7	
A 55 Al-Hoory, Ahmed	4	5	3	6	7	11	0.389	3	6	3	5	6	11	0.353	13	22	0.371	1	0	19.0	35	0.543	9	
A 56 Suan, John	1	8	0	8	1	16	0.059	4	5	3	8	7	13	0.350	8	29	0.216	1	0	23.0	37	0.622	10	
A 57 Davis, Luke	0	0	0	0	0	0	---	0	0	0	0	0	0	---	0	0	---	0	0	0.0	0	---	0	
A 58 Tanner, Dave	0	3	0	1	0	4	0.000	0	1	0	1	0	2	0.000	0	6	0.000	0	0	1.0	6	0.167	3	
<b>A6/ Boom Baby</b>	17	43	8	51	25	94	0.210	4	26	8	22	12	48	0.200	49	190	0.205	0	0	119.0	239	0.498		
A 60 Turner, Michael	1	6	2	6	3	12	0.200	0	8	2	7	2	15	0.118	5	27	0.156	0	0	12.5	32	0.391	8	
A 61 Crowe, Jason	1	6	1	5	2	11	0.154	1	5	3	4	4	9	0.308	6	20	0.231	0	0	7.5	26	0.288	7	
A 62 Crompton, Jason	2	3	0	5	2	8	0.200	0	5	1	4	1	9	0.100	3	17	0.150	0	0	5.0	20	0.250	5	
A 63 Zelinack, Jason	0	5	0	5	0	10	0.000	1	5	1	6	2	11	0.154	2	21	0.087	0	0	6.0	23	0.261	7	
A 64 Peele, Jim	3	5	1	8	4	13	0.235	1	7	2	6	3	13	0.188	7	26	0.212	0	0	6.5	33	0.197	8	
A 65 Jeffreys, Lee	1	6	1	5	2	11	0.154	1	6	1	3	2	9	0.182	4	20	0.167	0	0	7.5	24	0.313	7	
A 66 White, Vic	3	6	1	8	4	14	0.222	2	7	4	5	6	12	0.333	10	26	0.278	0	0	41.5	36	1.153	9	
A 67 Bullard, Jacob	2	0	1	1	3	1	0.750	0	2	1	1	1	3	0.250	4	4	0.500	0	0	4.0	8	0.500	2	
A 68 Althoff, Paddy	4	6	1	8	5	14	0.263	2	7	1	8	3	15	0.167	8	29	0.216	0	0	28.5	37	0.770	9	
<b>A7/ Armed &amp; Hammered</b>	25	41	20	46	45	87	0.341	12	21	12	21	24	42	0.364	93	171	0.352	0	8	175.5	264	0.665		
A 70 O'Toole, Mike	2	5	1	7	3	12	0.200	3	4	4	4	7	8	0.467	10	20	0.333	0	1	23.0	30	0.767	10	
A 71 Butterworth, Dan	5	6	1	9	6	15	0.286	2	4	5	5	7	9	0.438	13	24	0.351	0	1	20.5	37	0.554	11	
A 72 Fredrick, Karl	3	5	4	7	7	12	0.368	3	6	4	6	7	12	0.368	14	24	0.368	0	1					

	Singles 301	Singles Cricket	Singles Record	Singles Win %-age	Doubles Cricket	Doubles 501	Doubles Record	Doubles Win %-age	Sngls + Dbls Record	Sngls + Dbls Win %-age	Tiebreaker Ws	Tiebreaker Ls	All-Star Points	Games Played	All-Star Point Average	Matches Played
B1/ Why So Serious?	31 29	37 23	68 52	0.567	17 13	14 16	31 29	0.517	130 110	0.542	7 0	145.0	240	0.604		
B 10 Cannizzaro, Anthony	4 3	4 5	8 8	0.500	5 3	2 8	7 11	0.389	15 19	0.441	1 0	18.0	34	0.529	9	
B 11 Cole, Mike	7 3	8 2	15 5	0.750	7 3	7 4	14 7	0.667	29 12	0.707	1 0	41.0	41	1.000	10	
B 12 Bracco, Michael	6 3	7 2	13 5	0.722	5 4	4 5	9 9	0.500	22 14	0.611	1 0	28.0	36	0.778	9	
B 13 Rice, Teddy	3 5	3 5	6 10	0.375	6 4	5 4	11 8	0.579	17 18	0.486	1 0	19.5	35	0.557	9	
B 14 Rice, Derek	5 5	6 4	11 9	0.550	5 4	4 2	9 6	0.600	20 15	0.571	1 0	12.5	35	0.357	10	
B 15 Havens, Lincoln	4 4	5 4	9 8	0.529	5 2	2 6	7 8	0.467	16 16	0.500	1 0	15.0	32	0.469	9	
B 16 Cannizzaro, Tyler	2 6	4 1	6 7	0.462	1 6	4 3	5 9	0.357	11 16	0.407	1 0	11.0	27	0.407	8	
B2/ Blindsided	33 27	32 28	65 55	0.542	17 13	15 15	32 28	0.533	129 111	0.538	0 0	168.0	240	0.700		
B 20 Ridgway, Matt	3 2	4 4	7 6	0.538	4 4	5 3	9 7	0.563	16 13	0.552	0 0	26.0	29	0.897	8	
B 21 Merkle, Patrick	6 4	8 2	14 6	0.700	6 4	7 2	13 6	0.684	27 12	0.692	0 0	36.5	39	0.936	10	
B 22 Wilcox, Randy	3 1	3 1	6 2	0.750	2 0	3 2	5 2	0.714	11 4	0.733	0 0	10.0	15	0.667	5	
B 23 Munroe, Joe	0 0	0 0	0 0	---	0 0	0 0	0 0	---	0 0	---	0 0	0.0	0	---	0	
B 24 Watson, Jeff, Jr.	7 2	4 4	11 6	0.647	4 4	2 3	6 7	0.462	17 13	0.567	0 0	21.0	30	0.700	9	
B 25 Crites, Randy	1 0	0 0	1 0	1.000	1 0	0 0	1 0	1.000	2 0	1.000	0 0	0.0	2	0.000	1	
B 26 Hall, Pete	3 6	0 3	3 9	0.250	1 3	3 5	4 8	0.333	7 17	0.292	0 0	6.5	24	0.271	9	
B 27 Sweeny, Doreen	3 6	3 6	6 12	0.333	5 5	3 6	8 11	0.421	14 23	0.378	0 0	20.0	37	0.541	10	
B 28 Larson, Ray	1 3	1 7	2 10	0.167	4 3	3 4	7 7	0.500	9 17	0.346	0 0	10.0	26	0.385	10	
B 29 Gaglione, Joe	6 3	9 1	15 4	0.789	7 3	4 5	11 8	0.579	26 12	0.684	0 0	38.0	38	1.000	10	
B3/ Hoptimistic	35 25	24 36	59 61	0.492	10 20	14 16	24 36	0.400	107 133	0.446	0 14	106.5	240	0.444		
B 30 Snyder, Mike	6 1	3 4	9 5	0.643	2 5	5 2	7 7	0.500	16 12	0.571	0 2	16.0	28	0.571	8	
B 31 Litzsinger, Mike	2 8	2 6	4 14	0.222	2 6	4 5	6 11	0.353	10 25	0.286	0 2	11.0	35	0.314	10	
B 32 McCartney, Joe	6 2	4 5	10 7	0.588	5 4	3 6	8 10	0.444	18 17	0.514	0 2	17.5	35	0.500	9	
B 33 Gallagher, Jim	8 1	6 2	14 3	0.824	5 4	3 5	8 9	0.471	22 12	0.647	0 2	27.5	34	0.809	9	
B 34 Iager, John	5 4	5 4	10 8	0.556	3 6	3 6	6 12	0.333	16 20	0.444	0 2	16.5	36	0.458	10	
B 35 Shengulette, Jerry	4 3	3 4	7 7	0.500	1 5	3 2	4 7	0.364	11 14	0.440	0 1	1.0	25	0.040	7	
B 36 Veith, Matt	2 2	0 5	2 7	0.222	1 3	4 1	5 4	0.556	7 11	0.389	0 1	6.5	18	0.361	5	
B 37 Jackson, Barry	1 2	0 4	1 6	0.143	0 3	2 1	2 4	0.333	3 10	0.231	0 1	7.0	13	0.538	4	
B 38 Snyder, Gary	1 2	0 2	1 4	0.200	1 4	1 3	2 7	0.222	3 11	0.214	0 1	3.5	14	0.250	6	
B 39 Townsley, Sean	0 0	1 0	1 0	1.000	0 0	0 1	0 1	0.000	1 1	0.500	0 0	0.0	2	0.000	1	
B4/ The Procrastinators	26 34	23 37	49 71	0.408	12 18	11 19	23 37	0.383	95 145	0.396	0 0	114.0	240	0.475		
B 40 Blackwelder, Deb	4 3	1 3	5 6	0.455	0 2	2 3	2 5	0.286	7 11	0.389	0 0	1.0	18	0.056	7	
B 41 Murdaugh, John	4 4	0 9	4 13	0.235	3 5	1 6	4 11	0.267	8 24	0.250	0 0	16.0	32	0.500	9	
B 42 Beaudoin, Paul	4 4	5 3	9 7	0.563	2 5	6 1	8 6	0.571	17 13	0.567	0 0	11.5	30	0.383	8	
B 43 Holland, Steve	2 4	5 3	7 7	0.500	5 4	4 4	9 8	0.529	16 15	0.516	0 0	19.5	31	0.629	9	
B 44 Ridenour, Ron	1 4	3 4	4 8	0.333	4 5	0 6	4 11	0.267	8 19	0.296	0 0	9.5	27	0.352	9	
B 45 Benson, Brian	1 7	1 4	2 11	0.154	0 6	0 8	0 14	0.000	2 25	0.074	0 0	5.5	27	0.204	9	
B 46 Davis, Jimmy	2 1	2 1	4 2	0.667	2 2	2 2	4 4	0.500	8 6	0.571	0 0	4.5	14	0.321	4	
B 47 McQueen, Jamie	5 4	2 8	7 12	0.368	2 7	4 5	6 12	0.333	13 24	0.351	0 0	21.5	37	0.581	10	
B 48 Rodgers, Trey	0 0	0 0	0 0	---	0 0	0 0	0 0	---	0 0	---	0 0	0.0	0	---	0	
B 49 Hall, Mike	3 3	4 2	7 5	0.583	6 0	3 3	9 3	0.750	16 8	0.667	0 0	25.0	24	1.042	6	
B5/ Consistently Inconsistent	33 27	35 25	68 52	0.567	20 10	19 11	39 21	0.650	146 94	0.608	0 0	189.5	240	0.790		
B 50 Grubb, Ed	6 1	7 2	13 3	0.813	7 2	6 2	13 4	0.765	26 7	0.788	0 0	42.0	33	1.273	9	
B 51 Bass, Joe	1 5	3 4	4 9	0.308	4 3	3 5	7 8	0.467	11 17	0.393	0 0	11.0	28	0.393	9	
B 52 McNamara, Tim	0 1	0 1	0 2	0.000	2 0	1 1	3 1	0.750	3 3	0.500	0 0	4.5	6	0.750	3	
B 53 Schmaus, Darren	1 8	3 2	4 10	0.286	3 3	3 2	6 5	0.545	10 15	0.400	0 0	10.0	25	0.400	9	
B 54 Danias, Tony	2 4	6 2	8 6	0.571	6 2	5 3	11 5	0.688	19 11	0.633	0 0	15.0	30	0.500	9	
B 55 Scott, Lee	6 3	2 7	8 10	0.444	3 6	6 3	9 9	0.500	17 19	0.472	0 0	25.0	36	0.694	9	
B 56 Jeffcoat, Doug	7 2	3 5	10 7	0.588	5 1	3 4	8 5	0.615	18 12	0.600	0 0	9.0	30	0.300	9	
B 57 Denton, Mike	4 2	5 1	9 3	0.750	3 3	4 2	7 5	0.583	16 8	0.667	0 0	24.5	24	1.021	6	
B 58 Jones, Jimmie	6 1	6 1	12 2	0.857	7 0	7 0	14 0	1.000	26 2	0.929	0 0	48.5	28	1.732	7	
B6/ Shooter McGavin	25 41	21 45	46 86	0.348	12 21	20 13	32 34	0.485	110 154	0.417	0 0	145.0	264	0.549		
B 60 Knott, Ryan	3 5	0 4	3 9	0.250	3 8	6 3	9 11	0.450	12 20	0.375	0 0	10.0	32	0.313	11	
B 61 Knott, Ronnie	3 3	3 7	6 10	0.375	4 6	5 5	9 11	0.450	15 21	0.417	0 0	22.0	36	0.611	10	
B 62 Sautter, Scott	4 6	3 7	7 13	0.350	5 5	7 3	12 8	0.600	19 21	0.475	0 0	29.0	40	0.725	10	
B 63 Sautter, Don	5 5	2 8	7 13	0.350	5 5	4 4	9 9	0.500	16 22	0.421	0 0	17.0	38	0.447	10	
B 64 Schon, Chris	2 9	2 9	4 18	0.182	0 4	5 6	5 10	0.333	9 28	0.243	0 0	11.0	37	0.297	11	
B 65 Delmer, John	0 1	0 1	0 2	0.000	0 1	0 1	0 2	0.000	0 4	0.000	0 0	1.0	4	0.250	1	
B 66 Toolan, Chris	4 5	3 6	7 11	0.389	4 5	4 2	8 7	0.533	15 18	0.455	0 0	25.5	33	0.773	9	
B 67 Stewart, Kevin	4 7	8 3	12 10	0.545	3 8	9 2	12 10	0.545	24 20	0.545	0 0	29.5	44	0.670	11	
B7/ Darty Minds	27 27	38 16	65 43	0.602	16 11	12 15	28 26	0.519	121 95	0.560	8 0	147.5	216	0.683		
B 70 Foushee, Eugene	3 5	2 2	5 7	0.417	4 2	2 4	6 6	0.500	11 13	0.458	1 0	7.0	24	0.292	9	
B 71 Jobe, C.J.	2 2	5 3	7 5	0.583	4 4	2 4	6 8	0.429	13 13	0.500	1 0	13.5	26	0.519	8	
B 72 Martin, Pat	3 5	8 1	11 6	0.647	5 3	2 4	7 7	0.500	18 13	0.581	1 0	13.5	31	0.435	9	
B 73 Reitano, Sal	4 3	7 2	11 5	0.688	5 4	5 2	10 6	0.625	21 11	0.656	1 0	34.5	32	1.078	9	
B 74 Maccini, Billy	0 1	0 1	0 2	0.000	0 0	0 1	0 1	0.000	0 3	0.000	0 0	1.0	3	0.333	1	
B 75 Horton, Tony	4 3	8 0	12 3	0.800	4 4	5 3	9 7	0.563	21 10	0.677	1 0	29.5	31	0.952	8	
B 76 Evans, Mike	3 5	0 2	3 7	0.300	0 1	3 3	3 4	0.429	6 11	0.353	1 0	0.0	17	0.000	8	
B 77 Massengill, Randy	7 1	6 2	13 3	0.813	7 1	2 6	9 7	0.563	22 10	0.688	1 0	36.5	32	1.141	8	
B 78 Massengill, Robert	1 2	2 3	3 5	0.375	3 3	3 3	6 6	0.500	9 11	0.450	1 0	12.0	20	0.600	6	

	Singles 301	Singles Cricket	Singles Record	Singles Win %-age	Doubles Cricket	Doubles 501	Doubles Record	Doubles Win %-age	Sngls + Dbls Record	Sngls + Dbls Win %-age	Tiebreaker Ws	Tiebreaker Ls	All-Star Points	Games Played	All-Star Point Average	Matches Played
<b>C1/ Trippin Bulls</b>	27 33	27 33	54 66	0.450	15 15	13 17	28 32	0.467	110 130	0.458	0 0	104.5	240	0.435		
C 10 Hoover, Kim	3 5	0 5	3 10	0.231	2 4	5 3	7 7	0.500	10 17	0.370	0 0	4.0	27	0.148	9	
C 11 Ellis, E.J.	6 4	1 8	7 12	0.368	3 6	4 6	7 12	0.368	14 24	0.368	0 0	10.0	38	0.263	10	
C 12 Ginger, Chuck	3 2	5 0	8 2	0.800	3 2	2 3	5 5	0.500	13 7	0.650	0 0	18.5	20	0.925	5	
C 13 Morgan, Larry	1 5	5 3	6 8	0.429	4 4	2 6	6 10	0.375	12 18	0.400	0 0	15.0	30	0.500	8	
C 14 Bruemmer, Wes	6 2	5 3	11 5	0.688	4 4	4 4	8 8	0.500	19 13	0.594	0 0	20.5	32	0.641	8	
C 15 Coe, Jason	1 1	2 0	3 1	0.750	2 0	1 1	3 1	0.750	6 2	0.750	0 0	5.5	8	0.688	2	
C 16 Watson, Emily	0 4	0 4	0 8	0.000	1 2	1 1	2 3	0.400	2 11	0.154	0 0	0.0	13	0.000	5	
C 17 Rosenfeld, Leslie	2 4	3 4	5 8	0.385	5 2	4 3	9 5	0.643	14 13	0.519	0 0	7.5	27	0.278	7	
C 18 Haire, Chris	1 1	1 2	2 3	0.400	1 2	1 1	2 3	0.400	4 6	0.400	0 0	7.0	10	0.700	3	
C 19 Velazquez, Jesse	4 5	5 4	9 9	0.500	5 4	2 6	7 10	0.412	16 19	0.457	0 0	16.5	35	0.471	9	
<b>C2/ Dysfunctional Outlaws</b>	38 22	34 26	72 48	0.600	15 15	21 9	36 24	0.600	144 96	0.600	0 0	140.0	240	0.583		
C 20 Steppe, Mike	2 6	1 7	3 13	0.188	1 1	2 3	3 4	0.429	6 17	0.261	0 0	9.0	23	0.391	8	
C 21 Clark, Dan	3 7	6 4	9 11	0.450	5 5	8 2	13 7	0.650	22 18	0.550	0 0	18.0	40	0.450	10	
C 22 Smith, Brian	7 3	7 4	14 7	0.667	6 4	7 2	13 6	0.684	27 13	0.675	0 0	22.5	40	0.563	10	
C 23 Tant, J.J.	8 2	7 3	15 5	0.750	6 4	6 4	12 8	0.600	27 13	0.675	0 0	29.5	40	0.738	10	
C 24 Peterson, Chris	8 2	5 5	13 7	0.650	4 6	7 2	11 8	0.579	24 15	0.615	0 0	17.5	39	0.449	10	
C 25 Talley, Gray	1 1	0 1	1 2	0.333	2 6	4 3	6 9	0.400	7 11	0.389	0 0	2.5	18	0.139	9	
C 26 Murray, Shane	9 1	8 2	17 3	0.850	6 4	8 2	14 6	0.700	31 9	0.775	0 0	41.0	40	1.025	10	
<b>C3/ Frankie &amp; The 5 Marks</b>	25 35	40 20	65 55	0.542	15 15	14 16	29 31	0.483	123 117	0.513	6 6	144.5	240	0.602		
C 30 Bialaszewski, Rich	3 3	4 0	7 3	0.700	5 1	5 1	10 2	0.833	17 5	0.773	1 1	20.0	22	0.909	6	
C 31 Powell, Lee	2 8	4 6	6 14	0.300	5 3	3 5	8 8	0.500	14 22	0.389	1 1	24.0	36	0.667	10	
C 32 Bushman, Brad	4 4	7 1	11 5	0.688	5 3	4 4	9 7	0.563	20 12	0.625	1 0	22.5	32	0.703	8	
C 33 Bumpass, Mike	4 3	8 0	12 3	0.800	6 2	5 3	11 5	0.688	23 8	0.742	0 1	15.0	31	0.484	8	
C 34 Healy, Simon	2 2	3 1	5 3	0.625	1 4	1 3	2 7	0.222	7 10	0.412	0 0	11.5	17	0.676	5	
C 35 Gardner, Kenn	3 2	1 6	4 8	0.333	2 4	2 3	4 7	0.364	8 15	0.348	1 1	5.0	23	0.217	8	
C 36 Denton, Fon	4 5	4 2	8 7	0.533	2 6	2 7	4 13	0.235	12 20	0.375	1 0	14.0	32	0.438	9	
C 37 Raquet, Mike	2 6	8 1	10 7	0.588	3 4	5 4	8 8	0.500	18 15	0.545	1 1	23.0	33	0.697	9	
C 38 Bumpass, Cade	1 2	1 3	2 5	0.286	1 3	1 2	2 5	0.286	4 10	0.286	0 1	9.5	14	0.679	4	
<b>C4/ DD-214</b>	25 41	24 42	49 83	0.371	12 21	13 20	25 41	0.379	99 165	0.375	6 0	132.0	264	0.500		
C 40 Hunsberger, Jim	1 3	1 2	2 5	0.286	1 4	4 2	5 6	0.455	7 11	0.389	0 0	8.5	18	0.472	8	
C 41 Guenther, George	4 4	5 3	9 7	0.563	3 5	4 4	7 9	0.438	16 16	0.500	0 0	23.5	32	0.734	8	
C 42 Gabry, Greg	2 6	3 5	5 11	0.313	3 7	5 4	8 11	0.421	13 22	0.371	1 0	8.5	35	0.243	10	
C 43 Brody, Kevin	2 5	0 8	2 13	0.133	1 4	1 6	2 10	0.167	4 23	0.148	1 0	8.0	27	0.296	9	
C 44 Beaird, Tommy	8 3	7 4	15 7	0.682	7 4	7 4	14 8	0.636	29 15	0.659	1 0	42.5	44	0.966	11	
C 45 Limerick, Jeremy	3 2	3 2	6 4	0.600	2 3	0 5	2 8	0.200	8 12	0.400	0 0	11.5	20	0.575	5	
C 46 Jones, Jeff	2 5	0 5	2 10	0.167	1 4	3 3	4 7	0.364	6 17	0.261	1 0	5.5	23	0.239	7	
C 47 Owen, Hal	3 4	2 6	5 10	0.333	2 5	0 5	2 10	0.167	7 20	0.259	1 0	7.0	27	0.259	8	
C 48 Klein, Norm	0 0	0 0	0 0	---	0 0	0 0	0 0	---	0 0	---	0 0	0.0	0	---	0	
C 49 Thomas, Joe "Antique"	0 9	3 7	3 16	0.158	4 6	2 7	6 13	0.316	9 29	0.237	1 0	17.0	38	0.447	10	
<b>C5/ Nine Lives</b>	32 28	33 27	65 55	0.542	17 13	12 18	29 31	0.483	123 117	0.513	0 13	126.0	240	0.525		
C 50 Romanchek, David	4 4	5 3	9 7	0.563	5 2	7 2	12 4	0.750	21 11	0.656	0 2	17.0	32	0.531	9	
C 51 Smith, Butch	2 6	3 3	5 9	0.357	3 4	1 6	4 10	0.286	9 19	0.321	0 1	4.0	28	0.143	8	
C 52 Coppie, Matthew	7 2	7 1	14 3	0.824	5 3	3 5	8 8	0.500	22 11	0.667	0 2	20.5	33	0.621	9	
C 53 Mays, John	4 6	5 2	9 8	0.529	5 4	3 6	8 10	0.444	17 18	0.486	0 2	15.0	35	0.429	10	
C 54 Keever, David	0 1	2 4	2 5	0.286	1 3	0 2	1 5	0.167	3 10	0.231	0 2	3.0	13	0.231	6	
C 55 Smith, Tyler	5 4	1 5	6 9	0.400	4 4	1 7	5 11	0.313	11 20	0.355	0 2	20.5	31	0.661	9	
C 56 Gibson, Jack	4 1	2 3	6 4	0.600	2 1	3 1	5 2	0.714	11 6	0.647	0 0	12.5	17	0.735	4	
C 57 Porcelli, Robb	5 2	5 1	10 3	0.769	3 3	4 2	7 5	0.583	17 8	0.680	0 2	16.5	25	0.660	7	
C 58 Fitzgerald, Dennis	1 2	3 5	4 7	0.364	6 2	2 5	8 7	0.533	12 14	0.462	0 0	17.0	26	0.654	8	
<b>C6/ Off Constantly-Reboot</b>	30 30	27 33	57 63	0.475	16 14	16 14	32 28	0.533	121 119	0.504	0 0	115.0	240	0.479		
C 60 Roberts, Mike	2 2	1 3	3 5	0.375	3 0	1 2	4 2	0.667	7 7	0.500	0 0	2.5	14	0.179	4	
C 61 Kubel, Nicole	3 5	4 3	7 8	0.467	3 5	4 5	7 10	0.412	14 18	0.438	0 0	13.0	32	0.406	9	
C 62 Tuffiaro, Lou	6 2	3 5	9 7	0.563	5 3	3 4	8 7	0.533	17 14	0.548	0 0	24.0	31	0.774	8	
C 63 Azevedo, Angelo	3 2	5 3	8 5	0.615	3 5	6 1	9 6	0.600	17 11	0.607	0 0	19.0	28	0.679	8	
C 64 Lueneburg, Randy	5 5	4 6	9 11	0.450	5 5	5 5	10 10	0.500	19 21	0.475	0 0	16.5	40	0.413	10	
C 65 Olson, Kevin	4 5	6 3	10 8	0.556	4 5	7 2	11 7	0.611	21 15	0.583	0 0	23.5	36	0.653	9	
C 66 Holt, Ben	2 5	2 5	4 10	0.286	3 3	3 4	6 7	0.462	10 17	0.370	0 0	6.5	27	0.241	9	
C 67 Blackwelder, Allyson	5 4	2 5	7 9	0.438	6 2	3 5	9 7	0.563	16 16	0.500	0 0	10.0	32	0.313	9	
C 68 Cotton, Barbara	0 0	0 0	0 0	---	0 0	0 0	0 0	---	0 0	---	0 0	0.0	0	---	0	
<b>C7/ Dart Attack</b>	39 27	31 35	70 62	0.530	18 15	19 14	37 29	0.561	144 120	0.545	7 0	142.5	264	0.540		
C 70 Stoy, Jamie	4 3	4 5	8 8	0.500	6 3	5 4	11 7	0.611	19 15	0.559	1 0	17.0	34	0.500	10	
C 71 Stoy, Kara	0 1	0 0	0 1	0.000	0 0	2 2	2 2	0.500	2 3	0.400	1 0	0.0	5	0.000	5	
C 72 Stoy, Carson	5 2	2 4	7 6	0.538	2 4	5 3	7 7	0.500	14 13	0.519	1 0	13.5	27	0.500	8	
C 73 Milligan, Steve	3 3	2 3	5 6	0.455	3 2	2 3	5 5	0.500	10 11	0.476	0 0	11.5	21	0.548	6	
C 74 Chalmers, Alan	8 3	8 2	16 5	0.762	7 4	8 1	15 5	0.750	31 10	0.756	1 0	32.0	41	0.780	11	
C 75 Wooten, Michael	0 6	0 7	0 13	0.000	1 4	2 6	3 10	0.231	3 23	0.115	1 0	10.0	26	0.385	11	
C 76 Jones, Mike	8 3	6 5	14 8	0.636	8 3	6 5	14 8	0.636	28 16	0.636	1 0	27.5	44	0.625	11	
C 77 Ferguson, Travis	3 2	2 3	5 5	0.500	3 2	3 1	6 3	0.667	11 8	0.579	0 0	9.5	19	0.500	6	
C 78 Bowman, Merrill	7 3	6 4	13 7	0.650	5 6	4 3	9 9	0.500	22 16	0.579	1 0	19.5	38	0.513	11	
C 79 Innerarity, Brian	1 1	1 2	2 3	0.400	1 2	1 0	2 2	0.500	4 5	0.444	0 0	2.0	9	0.222	5	

		Singles 301		Singles Cricket		Singles Record		Singles Win %age		Doubles Cricket		Doubles 501		Doubles Record		Doubles Win %age		Sngls + Dbls Record		Sngls + Dbls Win %age		Tiebreaker Ws		Tiebreaker Ls		All-Star Points		Games Played		All-Star Point Average		Matches Played	
<b>D1/ BullsHit</b>		30	30	37	23	67	53	0.558	19	11	13	17	32	28	0.533	131	109	0.546	0	8	134.5	240	0.560										
D 10	Long, Gary	6	4	6	4	12	8	0.600	6	2	3	4	9	6	0.600	21	14	0.600	0	1	20.0	35	0.571	10									
D 11	Gardner, Mike	4	4	6	2	10	6	0.625	4	5	4	4	8	9	0.471	18	15	0.545	0	1	20.5	33	0.621	10									
D 12	Ellington, Dave	1	5	3	2	4	7	0.364	3	5	2	5	5	10	0.333	9	17	0.346	0	1	9.0	26	0.346	9									
D 13	Morin, Deane "Dino"	1	3	1	6	2	9	0.182	2	1	2	4	4	5	0.444	6	14	0.300	0	1	6.5	20	0.325	8									
D 14	Williams, Denwood	5	3	3	3	8	6	0.571	6	0	3	6	9	6	0.600	17	12	0.586	0	1	16.0	29	0.552	9									
D 15	Schroll, Jake	3	3	4	2	7	5	0.583	5	1	3	2	8	3	0.727	15	8	0.652	0	1	10.5	23	0.457	7									
D 16	Long, Robert	4	3	6	0	10	3	0.769	3	5	2	2	5	7	0.417	15	10	0.600	0	1	11.0	25	0.440	8									
D 17	Reece, Robert	2	0	0	2	2	2	0.500	1	1	2	2	3	3	0.500	5	5	0.500	0	0	4.0	10	0.400	4									
D 18	Jones, Dustin	4	5	8	2	12	7	0.632	8	2	5	5	13	7	0.650	25	14	0.641	0	1	37.0	39	0.949	10									
<b>D2/ Rif Raf</b>		28	32	40	20	68	52	0.567	18	12	16	14	34	26	0.567	136	104	0.567	0	9	115.5	240	0.481										
D 20	Gartner, Brian	1	6	0	1	1	7	0.125	0	1	2	3	2	4	0.333	3	11	0.214	0	1	2.0	14	0.143	9									
D 21	St. Clair, Matt	3	6	1	1	4	7	0.364	3	3	0	5	3	8	0.273	7	15	0.318	0	1	9.0	22	0.409	9									
D 22	Diamond, Paddy	2	0	6	4	8	4	0.667	3	5	2	7	5	12	0.294	13	16	0.448	0	1	6.0	29	0.207	10									
D 23	Byrne, Matt	3	4	5	3	8	7	0.533	6	3	5	3	11	6	0.647	19	13	0.594	0	1	15.5	32	0.484	9									
D 24	Shorrock, Will	4	4	8	2	12	6	0.667	4	5	3	4	7	9	0.438	19	15	0.559	0	1	19.0	34	0.559	10									
D 25	Reid, Chris	1	2	2	2	3	4	0.429	3	1	4	1	7	2	0.778	10	6	0.625	0	1	10.5	16	0.656	5									
D 26	Zelmer, Tom	1	4	1	1	2	5	0.286	0	0	3	1	3	1	0.750	5	6	0.455	0	1	3.5	11	0.318	6									
D 27	Piquet, David	4	5	5	5	9	10	0.474	8	2	6	2	14	4	0.778	23	14	0.622	0	1	17.0	37	0.459	10									
D 28	Winters, Tom "Tiny"	8	1	10	0	18	1	0.947	7	3	6	2	13	5	0.722	31	6	0.838	0	1	28.0	37	0.757	10									
D 29	Howsare, Patrick	1	0	2	1	3	1	0.750	2	1	1	0	3	1	0.750	6	2	0.750	0	0	5.0	8	0.625	3									
<b>D3/ Hump Day!</b>		31	29	24	36	55	65	0.458	8	22	11	19	19	41	0.317	93	147	0.388	6	6	94.0	240	0.392										
D 30	Deemer, Randy	5	2	7	2	12	4	0.750	3	6	2	5	5	11	0.313	17	15	0.531	1	1	16.5	32	0.516	9									
D 31	Todd, Patrick	5	4	1	7	6	11	0.353	3	4	4	4	7	8	0.467	13	19	0.406	1	0	12.5	32	0.391	9									
D 32	McEwen, William	5	4	3	7	8	11	0.421	4	6	3	7	7	13	0.350	15	24	0.385	1	1	13.5	39	0.346	10									
D 33	Krestalude, Andy	5	3	6	2	11	5	0.688	2	6	4	4	6	10	0.375	17	15	0.531	1	1	21.5	32	0.672	8									
D 34	Bush, Jim	2	5	3	2	5	7	0.417	1	6	4	4	5	10	0.333	10	17	0.370	1	1	9.5	27	0.352	8									
D 35	Moore, Mark	2	2	0	5	2	7	0.222	1	4	1	3	2	7	0.222	4	14	0.222	0	0	2.0	18	0.111	6									
D 36	Rutten, Pete	4	6	1	7	5	13	0.278	1	6	1	7	2	13	0.133	7	26	0.212	1	1	8.0	33	0.242	10									
D 37	Budd, Shawn	3	3	3	4	6	7	0.462	1	6	3	4	4	10	0.286	10	17	0.370	0	1	10.5	27	0.389	7									
<b>D4/ Methodical Insurrection</b>		33	27	26	34	59	61	0.492	18	12	17	13	35	25	0.583	129	111	0.538	7	0	95.5	240	0.398										
D 40	Neill, Gregory	7	4	6	1	13	5	0.722	6	2	7	3	13	5	0.722	26	10	0.722	1	0	14.5	36	0.403	10									
D 41	Venable, Mike	7	3	4	5	11	8	0.579	6	0	8	2	14	2	0.875	25	10	0.714	1	0	20.5	35	0.586	10									
D 42	Wilson, John	3	3	3	4	6	7	0.462	4	3	2	5	6	8	0.429	12	15	0.444	1	0	14.5	27	0.537	7									
D 43	Wilson, Chris	1	5	1	2	2	7	0.222	3	3	1	3	4	6	0.400	6	13	0.316	0	0	5.5	19	0.289	6									
D 44	Sweet, Jim	4	6	2	8	6	14	0.300	5	6	6	2	11	8	0.579	17	22	0.436	1	0	16.5	39	0.423	10									
D 45	Sweet, Phyllis	6	0	3	5	9	5	0.643	4	4	7	1	11	5	0.688	20	10	0.667	1	0	9.0	30	0.300	8									
D 46	Brady, Michelle	1	2	2	5	3	7	0.300	2	3	1	3	3	6	0.333	6	13	0.316	1	0	5.5	19	0.289	7									
D 47	Stephenson, Scott	1	1	0	2	1	3	0.250	2	1	0	2	2	3	0.400	3	6	0.333	0	0	3.0	9	0.333	3									
D 48	Watkins, Lucas	2	0	2	0	4	0	1.000	0	2	0	2	0	4	0.000	4	4	0.500	1	0	2.5	8	0.313	2									
D 49	Hamilton, Josh	1	3	3	2	4	5	0.444	4	0	2	3	6	3	0.667	10	8	0.556	0	0	4.0	18	0.222	5									
<b>D5/ Cheap Shots</b>		32	34	24	42	56	76	0.424	12	21	16	17	28	38	0.424	112	152	0.424	0	7	116.0	264	0.439										
D 50	Buckman, Dave	9	3	4	6	13	9	0.591	4	8	6	5	10	13	0.435	23	22	0.511	0	1	23.0	45	0.511	11									
D 51	Burney, Gary	7	4	7	4	14	8	0.636	2	8	5	4	7	12	0.368	21	20	0.512	0	1	18.0	41	0.439	11									
D 52	Hindle, Mike	4	5	6	3	10	8	0.556	5	5	3	7	8	12	0.400	18	20	0.474	0	1	20.0	38	0.526	9									
D 53	Witz, Steve	3	2	4	4	7	6	0.538	4	6	7	3	11	9	0.550	18	15	0.545	0	1	20.5	33	0.621	10									
D 54	James, Bob	3	3	0	7	3	10	0.231	2	3	4	2	6	5	0.545	9	15	0.375	0	1	10.5	24	0.438	7									
D 55	McMillan, Bill	1	7	0	6	1	13	0.071	2	5	1	4	3	9	0.250	4	22	0.154	0	0	2.5	26	0.096	8									
D 56	Sellers, Mark	0	1	0	1	0	2	0.000	0	1	1	0	1	1	0.500	1	3	0.250	0	0	3.5	4	0.875	1									
D 57	Clark, Bryce	4	6	3	7	7	13	0.350	4	6	4	6	8	12	0.400	15	25	0.375	0	1	13.0	40	0.325	11									
D 58	Britt, Jacob	1	3	0	4	1	7	0.125	1	0	1	3	2	3	0.400	3	10	0.231	0	1	5.0	13	0.385	4									
<b>D6/ Darty Sanchez</b>		30	30	32	28	62	58	0.517	17	13	18	12	35	25	0.583	132	108	0.550	6	0	90.5	240	0.377										
D 60	Trefzger, Mike	5	5	3	4	8	9	0.471	4	5	6	4	10	9	0.526	18	18	0.500	1	0	5.5	36	0.153	10									
D 61	Trefzger, Eric	6	3	7	2	13	5	0.722	6	3	5	3	11	6	0.647	24	11	0.686	1	0	15.5	35	0.443	9									
D 62	Maierhofer, Sean	2	1	1	4	3	5	0.375	2	2	2	0	4	2	0.667	7	7	0.500	0	0	2.0	14	0.143	5									
D 63	Goodrich, Brett	4	4	3	4	7	8	0.467	4	2	6	2	10	4	0.714	17	12</																

		Singles 301		Singles Cricket		Singles Record		Singles Win %=age		Doubles Cricket		Doubles \$01		Doubles Record		Doubles Win %=age		Sngls + Dbls Record		Sngls + Dbls Win %=age		Tiebreaker Ws		Tiebreaker Ls		All-Star Points		Games Played		All-Star Point Average		Matches Played	
<b>E1/ Shark Shooters</b>		24	36	19	41	43	77	0.358	10	20	15	15	25	35	0.417	93	147	0.388	6	5	59.5	240	0.248										
E 10	Stacy, Michelle	5	3	3	5	8	8	0.500	3	3	3	4	6	7	0.462	14	15	0.483	1	1	3.5	29	0.121	9									
E 11	Stacy, Rod	1	7	3	6	4	13	0.235	2	7	2	7	4	14	0.222	8	27	0.229	1	1	11.5	35	0.329	9									
E 12	Mitchell, Liz	4	3	0	3	4	6	0.400	2	4	2	2	4	6	0.400	8	12	0.400	1	0	7.5	20	0.375	7									
E 13	Lane, Tim	1	1	1	1	2	2	0.500	0	2	2	0	2	2	0.500	4	4	0.500	0	0	3.0	8	0.375	2									
E 14	Mercer, Dave	4	5	3	7	7	12	0.368	2	6	5	4	7	10	0.412	14	22	0.389	1	1	7.0	36	0.194	9									
E 15	Moger, Elizabeth	2	7	1	7	3	14	0.176	2	9	6	5	8	14	0.364	11	28	0.282	1	1	3.0	39	0.077	10									
E 16	Graber, Shawn	4	5	6	4	10	9	0.526	6	4	4	5	10	9	0.526	20	18	0.526	1	1	11.5	38	0.303	10									
E 17	Gibson, Thomas "TA"	2	1	1	4	3	5	0.375	2	3	3	2	5	5	0.500	8	10	0.444	0	0	11.5	18	0.639	5									
E 18	Voorhees, Cindy	1	4	1	4	2	8	0.200	1	2	3	1	4	3	0.571	6	11	0.353	0	0	1.0	17	0.059	5									
<b>E2/ Sharky's Machine</b>		29	37	32	34	61	71	0.462	15	18	14	19	29	37	0.439	119	145	0.451	6	7	78.5	264	0.297										
E 20	Bateman, Jimmy	5	6	5	7	10	13	0.435	5	6	4	9	9	15	0.375	19	28	0.404	1	1	11.0	47	0.234	11									
E 21	Allison, Frank	1	1	1	2	2	3	0.400	0	2	1	2	1	4	0.200	3	7	0.300	0	1	2.0	10	0.200	3									
E 22	Borgia, Pete	3	5	4	5	7	10	0.412	6	3	5	3	11	6	0.647	18	16	0.529	1	1	15.0	34	0.441	8									
E 23	Barrett, Darren	4	3	5	2	9	5	0.643	5	2	6	1	11	3	0.786	20	8	0.714	0	1	5.5	28	0.196	7									
E 24	Schaefer, Dan	2	4	1	4	3	8	0.273	3	4	3	3	6	7	0.462	9	15	0.375	1	1	4.0	24	0.167	6									
E 25	Kruger, Lonny	4	4	5	2	9	6	0.600	3	5	2	6	5	11	0.313	14	17	0.452	1	1	11.0	31	0.355	8									
E 26	Schaefer, John	4	6	9	2	13	8	0.619	6	4	3	6	9	10	0.474	22	18	0.550	1	0	24.0	40	0.600	10									
E 27	Schaefer, Michael	4	5	2	6	6	11	0.353	2	6	3	5	5	11	0.313	11	22	0.333	1	1	5.0	33	0.152	8									
E 28	Fink, Scott	2	3	0	4	2	7	0.222	0	4	1	3	1	7	0.125	3	14	0.176	0	0	1.0	17	0.059	4									
<b>E3/ Red-eye Rangers</b>		43	23	35	31	78	54	0.591	19	14	21	12	40	26	0.606	158	106	0.598	6	0	106.0	264	0.402										
E 30	Kunesh, Joe	5	5	1	7	6	12	0.333	4	5	6	4	10	9	0.526	16	21	0.432	1	0	8.0	37	0.216	11									
E 31	Rouse, Chuck	1	5	0	5	1	10	0.091	0	5	2	4	2	9	0.182	3	19	0.136	1	0	6.5	22	0.295	8									
E 32	Barnes, Will	9	1	7	3	16	4	0.800	9	1	8	2	17	3	0.850	33	7	0.825	1	0	28.0	40	0.700	10									
E 33	Kirkpatrick, Scott	8	3	8	3	16	6	0.727	8	3	10	1	18	4	0.818	34	10	0.773	1	0	28.0	44	0.636	11									
E 34	Raper, Jeromie	6	1	3	4	9	5	0.643	3	5	3	5	6	10	0.375	15	15	0.500	1	0	5.5	30	0.183	10									
E 35	Powell, Mark	4	6	8	2	12	8	0.600	5	4	5	3	10	7	0.588	22	15	0.595	1	0	9.5	37	0.257	10									
E 36	Robertson, Chris	8	2	8	2	16	4	0.800	7	3	7	3	14	6	0.700	30	10	0.750	0	0	19.5	40	0.488	10									
E 37	Mitchell, Bill	2	0	0	5	2	5	0.286	2	2	1	2	3	4	0.429	5	9	0.357	0	0	1.0	14	0.071	5									
E 38	Robertson, Phil	0	0	0	0	0	0	---	0	0	0	0	0	0	---	0	0	---	0	0	0.0	0	---	0									
<b>E4/ Menace 2 Sobriety</b>		29	31	38	22	67	53	0.558	19	11	13	17	32	28	0.533	131	109	0.546	6	0	91.5	240	0.381										
E 40	White, J.J.	9	1	8	3	17	4	0.810	9	1	5	4	14	5	0.737	31	9	0.775	1	0	28.0	40	0.700	10									
E 41	Johnson, Dave	4	3	4	5	8	8	0.500	3	5	4	3	7	8	0.467	15	16	0.484	1	0	11.0	31	0.355	9									
E 42	Price, Brady	5	3	5	2	10	5	0.667	3	4	5	3	8	7	0.533	18	12	0.600	1	0	10.5	30	0.350	8									
E 43	Bouchard, Keith	4	5	9	1	13	6	0.684	9	1	6	5	15	6	0.714	28	12	0.700	1	0	15.0	40	0.375	10									
E 44	Gartland, James	0	6	3	1	3	7	0.300	4	2	1	5	5	7	0.417	8	14	0.364	1	0	7.0	22	0.318	6									
E 45	Rogers, Spencer	2	6	3	2	5	8	0.385	5	2	2	4	7	6	0.538	12	14	0.462	0	0	3.0	26	0.115	8									
E 46	Baker, Dennis	4	6	4	4	8	10	0.444	3	5	1	9	4	14	0.222	12	24	0.333	1	0	8.0	36	0.222	10									
E 47	McCartney, Eric	1	1	2	4	3	5	0.375	2	2	2	1	4	3	0.571	7	8	0.467	0	0	9.0	15	0.600	6									
<b>E5/ That's What She Said</b>		27	33	29	31	56	64	0.467	14	16	16	14	30	30	0.500	116	124	0.483	0	0	83.0	240	0.346										
E 50	Caldwell, Taylor	3	6	1	8	4	14	0.222	3	6	3	6	6	12	0.333	10	26	0.278	0	0	10.0	36	0.278	9									
E 51	Knight, Romuald	8	1	6	3	14	4	0.778	4	5	4	5	8	10	0.444	22	14	0.611	0	0	9.0	36	0.250	9									
E 52	Moulden, Jeremy	0	3	2	1	2	4	0.333	0	2	0	1	0	3	0.000	2	7	0.222	0	0	4.0	9	0.444	3									
E 53	Tanella, Michael	5	3	6	2	11	5	0.688	5	3	6	3	11	6	0.647	22	11	0.667	0	0	13.5	33	0.409	8									
E 54	Adams, Doug	3	1	4	2	7	3	0.700	3	3	2	4	5	7	0.417	12	10	0.545	0	0	6.5	22	0.295	6									
E 55	McDavid, Craig	5	5	3	6	8	11	0.421	6	2	9	1	15	3	0.833	23	14	0.622	0	0	13.5	37	0.365	9									
E 56	Smith, Ron "Captain"	0	8	3	5	3	13	0.188	3	6	4	4	7	10	0.412	10	23	0.303	0	0	11.5	33	0.348	9									
E 57	Frederickson, Justine	1	4	1	2	2	6	0.250	1	2	1	3	2	5	0.286	4	11	0.267	0	0	2.0	15	0.133	4									
E 58	Eattock, Andrew	2	2	3	2	5	4	0.556	3	3	3	1	6	4	0.600	11	8	0.579	0	0	13.0	19	0.684	5									
E 59	Breeden, Tim	0	0	0	0	0	0	---	0	0	0	0	0	0	---	0	0	---	0	0	0.0	0	---	0									
<b>E6/ Irish Ton</b>		31	29	33	27	64	56	0.533	15	15	15	15	30	30	0.500	124	116	0.517	0	14	80.5	240	0.335										
E 60	Cominole, Jeremy	6	2	6	2	12	4	0.750	3	5	5	2	8	7	0.533	20	11	0.645	0	2	11.5	31	0.371	8									
E 61	Yarsawich, Brian	3	4	1	5	4	9	0.308	4	2	4	2	8	4	0.667	12	13	0.480	0	2	4.5	25	0.180	7									
E 62	Clement, Dawn	1	5	2	5	3	10	0.231	4	2	3	4	7	6	0.538	10	16	0.385	0	2	0.0	26	0.000	10									
E 63	Greene, Felicia	0	7	1	5	1	12	0.077	0	5	3	5	3	10	0.231	4	22	0.154	0	2	0.0	26	0.000	10									
E 64	Rossbach, Mark	3	2	6	1	9	3	0.750	4	3	3	3	7	6	0.538	16	9	0.640	0	1	14.0	25	0.560	7									
E 65	Finney, Dave	8	0	9	0	17	0	1.000	6	3	5	4	11	7	0.611	28	7	0.800	0	1	32.0	35	0.914	9									
E 66	Ball, Pat	4	6	6	4	10	10	0.500	6	4	6	2	12	6	0.667	22	16	0.579	0	2	15.5	38	0.408	10									
E 67	Wilson, Travis	6	3	2	5	8	8	0.500	3	6	1	8	4	14	0.222	12	22	0.353	0	2	3.0	34	0.088	9									
E 68	Keleher, John	0	0	0	0	0	0	---	0	0	0	0	0	0	---	0	0	---	0	0	0.0	0	---	0									
<b>E7/ Web of DaFeet</b>		33	27	30	30	63	57	0.525	16	14	14	16	30	30	0.500	123	117	0.513	0	0	90.0	240	0.375										
E 70	Kuppler, Bob	0	0	0	3	0	3	0.000	2	1	0	1	2	2	0.500	2	5	0.286	0	0	2.0	7	0.286	5									
E 71	Carawon, Harris	4	5	5	3	9	8	0.529	3	5	3	5	6	10	0.375	15	18	0.455	0	0	11.5	33	0.348	9									
E 72	Converse, Laurence	5	3	3	4	8	7	0.533	3	5	3	2	6	7	0.462	14	14	0.500	0	0	6.0	28	0.214	9									
E 73																																	

	Singles	301	Singles	Cricke	Singles	Record	Singles Win %-age	Doubles	Cricke	Doubles	501	Doubles	Record	Doubles Win %-age	Sngls + Dbls	Record	Sngls + Dbls Win %-age	Trebreaker Ws	Trebreaker Ls	All-Star Points	Games Played	All-Star Point Average	Matches Played
<b>F1/ Fayetteville Street</b>	24	42	19	47	43	89	0.326	10	23	11	22	21	45	0.318	85	179	0.322	0	0	59.0	264	0.223	
F 10 Updyke, Gerald	4	1	2	6	6	7	0.462	3	4	5	3	8	7	0.533	14	14	0.500	0	0	7.5	28	0.268	9
F 11 Ferraro, Kimberly	1	6	1	6	2	12	0.143	2	4	3	6	5	10	0.333	7	22	0.241	0	0	7.5	29	0.259	10
F 12 Heath, John	6	4	6	3	12	7	0.632	4	5	4	2	8	7	0.533	20	14	0.588	0	0	10.0	34	0.294	10
F 13 Lang, John	1	7	1	5	2	12	0.143	3	6	1	4	4	10	0.286	6	22	0.214	0	0	4.0	28	0.143	9
F 14 Pender, Aime	3	4	0	4	3	8	0.273	3	5	4	5	7	10	0.412	10	18	0.357	0	0	6.0	28	0.214	9
F 15 Pulliam, Keri	1	4	0	8	1	12	0.077	0	5	2	5	2	10	0.167	3	22	0.120	0	0	1.0	25	0.040	8
F 16 Smith, Chris	4	6	3	6	7	12	0.368	1	7	1	7	2	14	0.125	9	26	0.257	0	0	12.5	35	0.357	10
F 17 Winkler, Brad	2	5	4	4	6	9	0.400	1	5	1	6	2	11	0.154	8	20	0.286	0	0	4.5	28	0.161	9
F 18 Wrenn, Cameron	2	5	2	5	4	10	0.286	3	5	1	6	4	11	0.267	8	21	0.276	0	0	6.0	29	0.207	8
<b>F2/ Death Throw</b>	46	26	46	26	92	52	0.639	24	12	23	13	47	25	0.653	186	102	0.646	0	0	123.5	288	0.429	
F 20 Willis, Tolson	8	4	5	7	13	11	0.542	9	3	6	6	15	9	0.625	28	20	0.583	0	0	12.5	48	0.260	12
F 21 Bosier, Sean	6	6	10	2	16	8	0.667	9	3	6	6	15	9	0.625	31	17	0.646	0	0	18.5	48	0.385	12
F 22 Mathews, Dave	5	4	5	6	10	10	0.500	7	5	9	3	16	8	0.667	26	18	0.591	0	0	25.0	44	0.568	12
F 23 Willis, Angie	0	1	0	0	0	1	0.000	0	0	0	1	0	1	0.000	0	2	0.000	0	0	0.0	2	0.000	2
F 24 Mathews, Olivia	7	5	10	2	17	7	0.708	7	5	8	3	15	8	0.652	32	15	0.681	0	0	31.0	47	0.660	12
F 25 Willis, Bladen	2	0	2	3	4	3	0.571	1	0	4	0	5	0	1.000	9	3	0.750	0	0	5.0	12	0.417	6
F 26 Bradshaw, Tyler	9	3	6	2	15	5	0.750	7	4	7	3	14	7	0.667	29	12	0.707	0	0	14.0	41	0.341	12
F 27 Fortune, Chase	9	3	8	4	17	7	0.708	8	4	6	4	14	8	0.636	31	15	0.674	0	0	17.5	46	0.380	12
<b>F3/ Your Cork is Showing</b>	29	43	26	46	55	89	0.382	14	22	14	22	28	44	0.389	111	177	0.385	0	6	71.0	288	0.247	
F 30 Jeffcoat, Angela	3	8	0	12	3	20	0.130	3	8	3	9	6	17	0.261	9	37	0.196	0	1	7.0	46	0.152	10
F 31 Fleener, Michael	3	7	5	6	8	13	0.381	5	4	3	6	8	10	0.444	16	23	0.410	0	1	11.5	39	0.295	9
F 32 Dunleavy, John	1	0	0	1	1	1	0.500	0	1	0	1	0	2	0.000	1	3	0.250	0	0	0.0	4	0.000	1
F 33 Bither, Dana	7	2	9	1	16	3	0.842	6	4	6	5	12	9	0.571	28	12	0.700	0	1	19.0	40	0.475	10
F 34 Stumpf, Robert	4	7	5	6	9	13	0.409	3	8	5	5	8	13	0.381	17	26	0.395	0	1	10.5	43	0.244	10
F 35 Ackerman, Travis	0	0	0	0	0	0	---	0	0	0	0	0	0	---	0	0	---	0	0	0.0	0	---	0
F 36 Bass, Shannon	1	10	2	7	3	17	0.150	4	7	3	6	7	13	0.350	10	30	0.250	0	1	10.5	40	0.263	9
F 37 Amarante, John	8	5	4	8	12	13	0.480	6	7	6	7	12	14	0.462	24	27	0.471	0	1	10.0	51	0.196	12
F 38 Farrow, Brian	2	4	1	5	3	9	0.250	1	5	2	5	3	10	0.231	6	19	0.240	0	0	2.5	25	0.100	6
<b>F4/ Dart Side of the Moon</b>	37	35	45	27	82	62	0.569	17	19	20	16	37	35	0.514	156	132	0.542	0	6	115.0	288	0.399	
F 40 Cornell, Blaine	4	5	0	2	4	7	0.364	1	5	3	5	4	10	0.286	8	17	0.320	0	1	2.0	25	0.080	11
F 41 Millius, Mike	11	0	10	1	21	1	0.955	8	3	8	3	16	6	0.727	37	7	0.841	0	1	26.5	44	0.602	11
F 42 Furdon, Matt	5	6	7	5	12	11	0.522	5	5	5	5	10	10	0.500	22	21	0.512	0	1	22.5	43	0.523	12
F 43 Wilberg, Chelsea	5	7	8	4	13	11	0.542	5	4	5	6	10	10	0.500	23	21	0.523	0	1	17.0	44	0.386	12
F 44 Toko, Jeff	5	2	7	4	12	6	0.667	5	5	7	3	12	8	0.600	24	14	0.632	0	1	13.0	38	0.342	11
F 45 Tisdale, Brian	3	3	4	4	7	7	0.500	4	6	4	3	8	9	0.471	15	16	0.484	0	1	9.0	31	0.290	11
F 46 Wilson, Misty	1	11	0	1	1	12	0.077	1	1	4	4	5	5	0.500	6	17	0.261	0	0	1.5	23	0.065	12
F 47 Wilson, Jonathan	3	1	9	3	12	4	0.750	5	7	4	3	9	10	0.474	21	14	0.600	0	0	21.5	35	0.614	12
F 48 Metivier, Sam	0	0	0	0	0	0	---	0	0	0	0	0	0	---	0	0	---	0	0	0.0	0	---	0
F 49 Taylor, Rick	0	0	0	3	0	3	0.000	0	2	0	0	0	2	0.000	0	5	0.000	0	0	2.0	5	0.400	3
<b>F5/ Bangin The Wire</b>	34	38	32	40	66	78	0.458	24	12	17	19	41	31	0.569	148	140	0.514	7	0	84.5	288	0.293	
F 50 Williams, Kelsey	2	9	0	3	2	12	0.143	2	4	0	2	2	6	0.250	4	18	0.182	1	0	1.0	22	0.045	11
F 51 Prosser, Brad	3	3	4	8	7	11	0.389	7	1	2	10	9	11	0.450	16	22	0.421	0	1	19.5	38	0.513	12
F 52 White, John	8	4	8	4	16	8	0.667	10	2	4	4	14	6	0.700	30	14	0.682	1	0	16.0	44	0.364	12
F 53 Bowen, Andy	6	3	7	3	13	6	0.684	6	2	7	2	13	4	0.765	26	10	0.722	1	0	21.5	36	0.597	10
F 54 Port, Brian	2	6	3	5	5	11	0.313	6	2	4	3	10	5	0.667	15	16	0.484	0	0	6.5	31	0.210	10
F 55 Stark, Parker	4	4	4	3	8	7	0.533	4	3	2	3	6	6	0.500	14	13	0.519	1	0	6.0	27	0.222	9
F 56 Owens, Joslin	3	2	0	5	3	7	0.300	1	2	2	6	3	8	0.273	6	15	0.286	1	0	0.0	21	0.000	10
F 57 Foote, Patrick	4	1	4	1	8	2	0.800	4	1	5	1	9	2	0.818	17	4	0.810	0	0	7.5	21	0.357	6
F 58 Ferri, Chris	2	2	1	5	3	7	0.300	1	4	4	2	5	6	0.455	8	13	0.381	0	0	3.0	21	0.143	6
F 59 Perkins, Heath	0	4	1	3	1	7	0.125	7	3	4	5	11	8	0.579	12	15	0.444	1	0	3.5	27	0.130	10
<b>F6/ Y.N.T.A.</b>	40	26	37	29	77	55	0.583	16	17	20	13	36	30	0.545	149	115	0.564	0	0	79.0	264	0.299	
F 60 Turner, Kevin	7	4	9	1	16	5	0.762	4	5	7	4	11	9	0.550	27	14	0.659	0	0	15.0	41	0.366	11
F 61 Ago, Alvin	0	1	2	2	2	3	0.400	0	4	1	3	1	7	0.125	3	10	0.231	0	0	3.5	13	0.269	5
F 62 Barletta, Phil	5	1	3	5	8	6	0.571	5	1	5	3	10	4	0.714	18	10	0.643	0	0	8.5	28	0.304	8
F 63 Ejlali, Sherwin	5	4	3	5	8	9	0.471	4	5	6	3	10	8	0.556	18	17	0.514	0	0	7.5	35	0.214	11
F 64 Emerton, Eric	7	2	7	3	14	5	0.737	3	5	2	4	5	9	0.357	19	14	0.576	0	0	20.0	33	0.606	10
F 65 Hamer, Andrew	5	0	4	1	9	1	0.900	4	0	4	1	8	1	0.889	17	2	0.895	0	0	3.5	19	0.184	5
F 66 Martin, Claude	4	3	1	6	5	9	0.357	3	4	5	1	8	5	0.615	13	14	0.481	0	0	1.0	27	0.037	8
F 67 Nguyen, Henry	1	3	1	3	2																		

		Singles		Singles		Singles		Singles Win		Doubles		Doubles		Doubles Win		Sngls + Dbls		Sngls + Dbls		Tiebreaker		Tiebreaker		All-Star		Games Played		All-Star Point		Matches	
		301		Cricket		Record	%-age	Cricket		501		Record	%-age	Record		Win %-age	Ws	Ls	Points	Points	Ws	Ls	Points	Points	Average	Played	Average	Played			
G1/ Sofa Kings		44	22	43	23	87	45	0.659	24	9	19	14	43	23	0.652	173	91	0.655	7	0	97.0	264	0.367								
G 10	Keim, Roger	8	2	8	2	16	4	0.800	8	2	4	3	12	5	0.706	28	9	0.757	1	0	22.5	37	0.608	10							
G 11	Alcon, Tony	9	1	9	1	18	2	0.900	7	3	7	3	14	6	0.700	32	8	0.800	1	0	18.0	40	0.450	10							
G 12	Bozza, Doug	3	0	6	0	9	0	1.000	4	2	3	2	7	4	0.636	16	4	0.800	0	0	6.0	20	0.300	6							
G 13	Moore, Ken	8	1	1	1	9	2	0.818	4	2	3	3	7	5	0.583	16	7	0.696	1	0	4.5	23	0.196	10							
G 14	Plotkin, Jeremy	1	6	4	6	5	12	0.294	8	3	3	4	11	7	0.611	16	19	0.457	1	0	15.5	35	0.443	11							
G 15	Moore, Andrew	3	8	2	9	5	17	0.227	1	1	7	3	8	4	0.667	13	21	0.382	1	0	5.0	34	0.147	11							
G 16	Campbell, Aaron	7	2	6	1	13	3	0.813	8	2	5	5	13	7	0.650	26	10	0.722	1	0	10.5	36	0.292	10							
G 17	Rowe, Dan	5	2	7	3	12	5	0.706	8	3	6	5	14	8	0.636	26	13	0.667	1	0	15.0	39	0.385	11							
G2/ Shoot to Thrill		37	35	36	36	73	71	0.507	22	14	13	23	35	37	0.486	143	145	0.497	0	7	108.5	288	0.377								
G 20	Newton, Tammy	8	3	0	5	8	8	0.500	5	3	4	7	9	10	0.474	17	18	0.486	0	1	6.0	35	0.171	12							
G 21	Wissinger, Wes	6	5	9	2	15	7	0.682	7	2	3	5	10	7	0.588	25	14	0.641	0	1	21.5	39	0.551	12							
G 22	Beene, Ryan	6	5	5	5	11	10	0.524	4	6	3	6	7	12	0.368	18	22	0.450	0	1	12.5	40	0.313	12							
G 23	Newton, Ted	0	5	3	7	3	12	0.200	7	4	3	4	10	8	0.556	13	20	0.394	0	1	8.5	33	0.258	12							
G 24	Thompson, Barry	5	5	8	3	13	8	0.619	6	1	2	6	8	7	0.533	21	15	0.583	0	1	28.0	36	0.778	11							
G 25	Authur, Corwin	1	3	2	2	3	5	0.375	1	3	1	3	2	6	0.250	5	11	0.313	0	0	3.0	16	0.188	7							
G 26	Blanes, Silver	5	3	7	1	12	4	0.750	7	2	3	6	10	8	0.556	22	12	0.647	0	0	16.5	34	0.485	10							
G 27	Gentry, Ryan	5	5	0	4	5	9	0.357	2	4	4	6	6	10	0.375	11	19	0.367	0	1	6.5	30	0.217	10							
G 28	Thompson, Barry, Jr.	1	1	2	7	3	8	0.273	5	3	4	3	8	6	0.571	11	14	0.440	0	1	6.0	25	0.240	10							
G3/ Who Darted		31	41	39	33	70	74	0.486	15	21	21	15	36	36	0.500	142	146	0.493	0	0	97.0	288	0.337								
G 30	Fishbeck, Brent	6	6	6	6	12	12	0.500	5	8	6	5	11	13	0.458	23	25	0.479	0	0	22.0	48	0.458	12							
G 31	Kelly, Mike	7	2	6	4	13	6	0.684	5	5	7	3	12	8	0.600	25	14	0.641	0	0	20.0	39	0.513	10							
G 32	Garcia, Cynthia	3	9	2	7	5	16	0.238	3	8	6	5	9	13	0.409	14	29	0.326	0	0	2.0	43	0.047	12							
G 33	Rivera-Santiago, Joseph	2	3	4	2	6	5	0.545	1	5	4	2	5	7	0.417	11	12	0.478	0	0	6.5	23	0.283	6							
G 34	Cooper, Glenn	6	6	2	9	8	15	0.348	4	7	5	7	9	14	0.391	17	29	0.370	0	0	13.0	46	0.283	12							
G 35	Roach, Thomas	4	7	10	2	14	9	0.609	7	4	6	4	13	8	0.619	27	17	0.614	0	0	14.0	44	0.318	11							
G 36	Kuhar, Doug	3	8	9	3	12	11	0.522	5	5	8	4	13	9	0.591	25	20	0.556	0	0	19.5	45	0.433	12							
G4/ Projectile Dysfunction		27	39	32	34	59	73	0.447	13	20	15	18	28	38	0.424	115	149	0.436	0	0	78.0	264	0.295								
G 40	Iessi, Austin	3	6	3	7	6	13	0.316	3	6	2	6	5	12	0.294	11	25	0.306	0	0	9.0	36	0.250	10							
G 41	Vance, Hugh	5	5	7	3	12	8	0.600	4	6	5	3	9	9	0.500	21	17	0.553	0	0	22.5	38	0.592	10							
G 42	Dean, Jay	4	2	5	1	9	3	0.750	3	3	5	2	8	5	0.615	17	8	0.680	0	0	17.5	25	0.700	6							
G 43	Jimenez, Eduardo	0	7	4	4	4	11	0.267	3	5	5	6	8	11	0.421	12	22	0.353	0	0	6.0	34	0.176	10							
G 44	Tousley, Kristen	4	6	5	6	9	12	0.429	5	6	5	4	10	10	0.500	19	22	0.463	0	0	8.5	41	0.207	9							
G 45	Berglund, Mike	1	2	0	2	1	4	0.200	1	0	0	2	1	2	0.333	2	6	0.250	0	0	0.0	8	0.000	3							
G 46	Steiner, Tank	7	3	4	4	11	7	0.611	4	6	3	6	7	12	0.368	18	19	0.486	0	0	10.0	37	0.270	10							
G 47	Futreal, Jordan	3	8	4	7	7	15	0.318	3	8	5	7	8	15	0.348	15	30	0.333	0	0	4.5	45	0.100	11							
G5/ Rippin Darts		45	27	42	30	87	57	0.604	23	13	20	16	43	29	0.597	173	115	0.601	7	6	58.0	288	0.201								
G 50	Raymond, Erik	7	4	7	4	14	8	0.636	7	4	8	3	15	7	0.682	29	15	0.659	1	0	11.0	44	0.250	11							
G 51	McDonald, Chase	8	3	7	4	15	7	0.682	8	3	6	5	14	8	0.636	29	15	0.659	1	1	9.5	44	0.216	11							
G 52	Helton, Dakota	8	4	8	4	16	8	0.667	9	3	5	7	14	10	0.583	30	18	0.625	1	1	11.0	48	0.229	12							
G 53	Wood, Connor	5	6	7	4	12	10	0.545	7	4	7	4	14	8	0.636	26	18	0.591	1	1	11.0	44	0.250	11							
G 54	Gylfason, Thorbjorn	8	4	7	5	15	9	0.625	9	3	6	6	15	9	0.625	30	18	0.625	1	1	10.0	48	0.208	12							
G 55	Kirk, Dylan	4	6	0	3	4	9	0.308	1	2	6	4	7	6	0.538	11	15	0.423	1	1	1.5	26	0.058	10							
G 56	Minella, Brandon	3	0	5	6	8	6	0.571	5	5	2	2	7	7	0.500	15	13	0.536	1	0	2.5	28	0.089	11							
G 57	Cleary, Kendall	1	0	0	0	1	0	1.000	0	1	0	0	0	1	0.000	1	1	0.500	0	0	0.0	2	0.000	1							
G 58	Sugg, Bailey	1	0	1	0	2	0	1.000	0	1	0	1	0	2	0.000	2	2	0.500	0	1	1.5	4	0.375	1							
G6/ We're Sexy & We Throw It		27	45	20	52	47	97	0.326	9	27	16	20	25	47	0.347	97	191	0.337	0	0	61.5	288	0.214								
G 60	McNamara, Ken	4	6	11	0	15	6	0.714	7	4	6	4	13	8	0.619	28	14	0.667	0	0	27.0	42	0.643	11							
G 61	McNamara, Karen	3	7	0	2	3	9	0.250	1	2	4	6	5	8	0.385	8	17	0.320	0	0	1.0	25	0.040	10							
G 62	Ross, Anne	1	5	2	7	3	12	0.200	2	6	4	3	6	9	0.400	9	21	0.300	0	0	5.5	30	0.183	10							
G 63	Bohanan, Heather	3	6	0	9	3	15	0.167	1	9	4	5	5	14	0.263	8	29	0.216	0	0	7.0	37	0.189	12							
G 64	Crawford, Neal	4	5	3	6	7	11	0.389	1	7	1	5	2	12	0.143	9	23	0.281	0	0	8.5	32	0.266	10							
G 65	Morlando, Jim	2	2	0	7	2	9	0.182	1	6	5	3	6	9	0.400	8	18	0.308	0	0	2.0	26	0.077	8							
G 66	Coggins, Leigh	1	9	1	4	2	13	0.133	2	5	3	3	5	8	0.385	7	21	0.250	0	0	0.0	28	0.000	10							
G 67	Mattson, Eric	4	1	1	3	5	4	0.556	0	4	0	3	0	7	0.000	5	11	0.313	0	0	5.5	16	0.344	6							
G 68	VanLienen, Dawn	0	1	0	7	0	8	0.000	1	4	0	4	1	8	0.111	1	16	0.059	0	0	1.5	17	0.088	8							
G 69	Jones, Mike	5	3	2	7	7	10	0.412	2	7	5	4	7	11	0.389	14	21	0.400	0	0	3.5	35	0.100	10							
G7/ Village Idiots		46	26	50	22	96	48	0.667	22	14	24	12	46	26	0.639	188	100	0.653	0	0	100.5	288	0.349								
G 70	Hartley, Barron	6	6	3	3	9	9	0.500	5	5	5	3	10	8	0.556	19	17	0.528	0	0	11.0	36	0.306	12	</						