

TONS OF NEWSLETTER

Home to the Fall Session of the Raleigh Dart League for week #14, Wednesday, November 9, 2022 Issue #JK830
The "Oh My, What Level Of Prickery Is This?" Edition

THIS WEEK'S SCORESHEET RETURNS

PLEASE, PLEASE, PLEASE, send me your scoresheet as quickly as possible this week. If you don't send me your scoresheet on time, you could receive a late scoresheet penalty which might affect tournament seedings and would force me to make several phone calls in a huge hurry to re-locate teams in their tourney matches. That would not please me, and would not please the teams that are re-located. The easiest way to avoid that whole type of mess would be to email or text your scoresheet Thursday, or Friday morning at the latest. Thanks.

DIVISIONAL TOURNAMENT REMINDERS!!!!!!

- Tournament matches start at 7:00 p.m.!!! Plan accordingly!
- In the tournament, failure to field at least 4 players by 7:15 p.m. will result in forfeit of the match. (Note: teams are not allowed until the 8:15 p.m. time used in the regular season.)
- NO MATCHES ARE ALLOWED TO CHANGE VENUE!!!! Relocated matches will be ruled double forfeits!!
- All points are decided in a best-of-three format (except 1001).
- old ADO rules on diddles = winner of the coin toss determines throwing order in the 1st game, loser of first game decides in 2nd game, loser of original coin toss decides in 3rd game.
- EMAIL ME (OR TEXT ME) THE WINNING SCORE!

ALREADY ONE WK14 MATCH IN THE BOOKS

They completed it after I had all the stat pages done (and I probably would have held the stats anyway, since it's not fair for others to know how their individuals did in week 14 already, and not vice versa), but Shoot To Thrill has already defeated The Rock Bottoms, 16-8. Guess I got that match winner prediction right, at least. :o)

Aqua Fire
Protection
Presents :



~ Carnival of Darts ~ December 3rd & 4th, 2022

Saturday December 3rd:

9:30 am Bar Opens and sign ups begin for Qualifier – Breakfast will be available!

10:30 Cricket National Qualifier Cut Off - \$60 Entry per person*

5:30 pm The Neighborhood Bar & Arcade's Mixed Triples 601 (Best of 3) \$10 per person

8:15 The Upper Deck's High/Low Blind Draw (501, Cricket, 301 – any order) \$10 per person

Sunday December 4th: All events \$10 per person

10:30 am Freddie's Restaurant's Mixed Triples Cricket (Best of 3)

1 pm Mens Super Singles (501, Cricket, 301, choice, choice)**

1:30 pm Deana Denton's Diva Doubles (501, Cricket, choice)

3 pm My Guys Remodeling's Mens Doubles (501, Cricket, choice)

3:30 pm Lifestyle Limousine's Ladies Super Singles (501, Cricket, 301, choice, choice)**

* Cricket National Qualifier winners will receive entry (\$200 value) into the Cricket National in Las Vegas on January 19th, 2023, as well as air fare to the event! Minimum of 10 players per bracket needed for full payout. If turnout is good, we can send multiple people ~separate brackets for men and ladies!!*

**Best of 3, first 3 games can be played in any order...winner of 4th and 5th games, calls game, if needed.

Hosted by: 90% Payouts + Prizes

The Upper Deck 1st -45% 2nd -25%

329 N Harrison Ave Top 4 – 10% each

*** Raffles *** Carnival Games *** Free Giveaways *** FUN ***

TOURNAMENT TONS NOTE

There will only be one Tournament Tons of Newsletter, so hang on to the one you get next week for all 3 matches!

MINIMUM GAME REQUIREMENTS

Please do not forget that there are minimum numbers of games required in order to win awards for singles win percentage and all-star point average. These minimums are printed on page 4 of every issue of the Tons, so not being aware of them is your own fault. Make sure that any members of your team that are in the running for either of these awards play enough games if they are interested in trying to win either of those categories. [And please note that minimums for players on teams that received forfeit wins are lowered accordingly for both singles win percentages and all-star point averages. See page 4.]

ALSO DON'T FORGET...

...that each team member must play in 4 matches during the season to participate in the tournament. That number is 4 matches for all teams in all divisions, regardless of forfeits, byes, dropped teams, or whatever. You simply must throw in 4 matches. Four. No more... just four.

RDL HEADLINES

- "A" Division: Element and Bullies roll, setting up the season's biggest match; Boom Baby jumps out to huge singles lead, hangs on in doubles for first win, leaving zero winless teams
- "B" Division: Inconsistent pulls away from Darty Minds with a big doubles run to clinch the B title; Serious gets by Blind-sided in 1001 to take over the #3 slot heading into final week
- "C" Division: Frankie jumps on Dart Attack early, then tags on a 501 sweep, and opens the C race door wide for the Outlaws; Trippin tops the Niners, earns shot to climb from bottom-two
- "D" Division: Bandits use big doubles edge to upend Sanchez, creates an incredible five-pack of 4-loss teams that they lead, but can't win(!); Rif Raf takes out Methodical in the other big match, giving Rif Raf the inside lane in the final night of play
- "E" Division: Menace shoots down the Ducks to clinch 2nd in E and likely jump to D; Machine uses big cricket advantage to beat She Said and keep their shot at avoiding a bottom-2 slot
- "F" Division: Death Throw eases by Dart Side to lock in the F title that it feels like they held all along; YNTA survives a full Dckt sweep by the Dart Knights, securing their spot as #2
- "G" Division: Sofa Kings cruise by Thrill, open a bit of a point cushion heading into the final night; Idiots squeeze past Rippin to keep their slightly slimmer hopes for the G title alive

Are you here looking for the lyrics quiz? Try page 6. The traditional week 14 giant-size quiz is there, along with some important reminders and our establishment addresses. There are also some columns on page 5, and a bunch of the usual stuff throughout the rest of the pages.

DIVISIONAL TEAM STANDINGS and MATCH RESULTS FROM WEEK 13 (11/2/22)

(Home team listed second in each match.)

	<u>W</u>	<u>L</u>	<u>Pts.</u>	<u>Teams</u>	<u>Score</u>	<u>301</u>	<u>SCkt</u>	<u>DCKt</u>	<u>501</u>	<u>1001</u>	<u>ASPs</u>	<u>Short-handed?</u>	<u>Penalties</u>	
"A" Division	👉 The Convergent Element	11	0	198	Liver	8	2	2	2	-	26.0	-	-	
	👉 The Bullies	10	1	204	Element	16	4	4	4	-	30.5	-	-	
	3 Lunatic Fringe	7	4	144	Fringe	5	3	0	0	2	16.0	-	-	
	4 Liver Alliance	6	5	157	Bullies	19	3	6	6	4	39.5	-	-	
	5 Armed & Hammered	2	9	88	Matt's Tab	11	1	2	4	4	18.5	-	-	
	6 Put It on Matt's Tab	2	9	61	Boom Baby	13	5	4	2	2	19.5	-	-	
	👉 Boom Baby	1	11	61	Armed	-		(BYE)			-	-	-	
"B" Division	👉 Consistently Inconsistent 🏆	10	1	163	Inconsistent	17	4	3	4	6	16.0	-	-	
	👉 Darty Minds	8	3	144	Darty Minds	7	2	3	2	0	18.0	-	-	
	3 Why So Serious?	7	4	102	Blindsided	12	3	3	4	2	L 12.5	-	-	
	4 Blindsided	6	5	125	Serious?	12	3	3	2	4	W 13.0	-	-	
	5 Hoptimistic	4	8	116	Procrastinators	15	1	4	4	6	-	14.0	-	-
	6 The Procrastinators	3	8	110	Hoptimistic	9	5	2	2	0	-	16.5	-	-
	👉 Shooter McGavin	1	10	110	McGavin	-		(BYE)			-	-	-	
"C" Division	👉 Dart Attack	9	3	152	Dart Attack	8	2	2	4	0	-	20.0	-	-
	👉 Dysfunctional Outlaws	8	3	158	Frankie	16	4	4	2	6	-	15.5	-	-
	3 Frankie & The 5 Marks	6	5	139	Off Constantly	8	2	1	2	3	-	6.0	Yes	-
	4 Nine Lives	5	6	132	Outlaws	14	4	4	4	2	-	15.0	-	-
	5 Off Constantly-Reboot	5	6	128	Nine Lives	11	2	3	2	4	-	15.0	-	-
	6 Trippin Bulls	5	6	123	Trippin	13	4	3	4	2	-	12.5	-	-
	👉 DD-214	1	10	99	DD-214	-		(BYE)			-	-	-	-
"D" Division	1 One Armed Bandits	8	4	147	Bandits	16	3	3	6	4	-	7.5	-	-
	2 Rif Raf	7	4	151	Sanchez	8	3	3	0	2	-	4.5	-	-
	3 BullsHit	7	4	147	Rif Raf	15	3	4	6	2	-	10.5	-	-
	4 Darty Sanchez	7	4	140	Methodical	9	3	2	0	4	-	11.0	-	-
	5 Methodical Insurrection	7	4	137	BullsHit	16	4	2	6	4	-	14.0	-	-
	👉 Cheap Shots	2	9	109	Hump Day!	8	2	4	0	2	-	13.5	-	-
	👉 Hump Day!	1	10	101	Cheap Shots	-		(BYE)			-	-	-	-
"E" Division	👉 Red-eye Rangers 🏆	10	1	156	Menace	18	5	3	4	6	-	9.0	-	-
	👉 Menace 2 Sobriety	8	3	147	Ducks	6	1	3	2	0	-	3.5	-	-
	3 Web of DaFeet	6	5	129	Shark Shooters	7	4	1	2	0	-	2.5	-	-
	4 Irish Ton	5	6	141	Irish Ton	17	2	5	4	6	-	9.5	-	-
	5 Sharky's Machine	5	7	127	She Said	9	3	0	2	4	-	6.0	-	-
	6 That's What She Said	4	7	117	Machine	15	3	6	4	2	-	5.5	-	-
	👉 Shark Shooters	1	10	98	Rangers	-		(BYE)			-	-	-	-
"F" Division	👉 Death Throw 🏆	12	1	200	Death Throw	14	3	3	4	4	-	11.0	-	-
	👉 Y.N.T.A.	10	3	173	Dart Side	10	3	3	2	2	-	4.0	-	-
	3 Kenny & the Jets	8	5	154	YNTA	13	4	5	0	4	-	9.0	-	-
	4 Dart Side of the Moon	7	6	165	Dart Knights	11	2	1	6	2	-	7.5	-	-
	5 Bangin The Wire	7	6	159	Kenny	11	2	1	3	5	-	8.0	Yes	-
	6 The Neighborhood Dart Knight	3	10	125	Bangin	10	3	5	2	0	-	9.0	-	-
	7 Your Cork is Showing	2	11	121	Fayetteville	11	1	4	4	2	-	14.0	-	-
👉 Fayetteville Street	2	11	96	Cork	13	5	2	2	4	-	8.5	-	-	
"G" Division	👉 Sofa Kings	12	1	207	Thrill	6	2	0	2	2	-	7.0	-	-
	2 Village Idiots	11	2	201	Sofa Kings	18	4	6	4	4	-	8.0	-	-
	3 Rippin Darts	10	3	184	Rippin	11	2	3	4	2	-	9.0	-	-
	4 Shoot to Thrill	6	7	133	Idiots	13	4	3	2	4	-	12.0	-	-
	5 Projectile Dysfunction	5	8	134	Who Darted	12	3	3	0	6	W	10.0	-	-
	6 Who Darted	4	9	147	Projectile	12	3	3	6	0	L	9.0	-	-
	👉 We're Sexy & We Throw It	2	11	108	We Throw It	13	2	3	4	4	-	4.0	-	-
👉 The Rock Bottoms	2	11	79	Rock Bottoms	11	4	3	2	2	-	6.5	-	-	

🏆 = regular season division champion

👉 = clinched "top-two" finish in division

👎 = clinched "bottom-two" finish in division

"HOT DARTS"

Player Name	Team Name	Hot Darts	Can't remember what to report for the 'Hot Darts' list here? Check out page 4 - the list of minimums is there EVERY week.			Player Name	Hot Darts	ASP
	"A" Division					Venable, Mike	Methodical Insurrec	3.5
Mitchell, Sid	Lunatic Fringe	9m	Merkle, Patrick	Blindsided	7.5	Phillips, Josh	Web of DaFeet	140-In
Phillips, Stevie	The Convergent Element	9m	Beaudoin, Paul	The Procrastinators	5.0	Baker, Dennis	Menace 2 Sobriety	3.5
Vaughan, Aaron	Liver Alliance	T77	Snyder, Mike	Hoptimistic	5.0	Cominole, Jeremy	Irish Ton	3.0
Spellman, Alex	The Bullies	9-dart 301	Bracco, Michael	Why So Serous?	4.5	Finney, Dave	Irish Ton	3.0
Mitchell, Sid	Lunatic Fringe	13-dart 301	Cole, Mike	Why So Serous?	4.0		"F" Division	
Work, Joe	Liver Alliance	13-dart 301	Jones, Jimmie	Consistently Inconsi	4.0	Amos, Terron	Neighborhood Dart Knight	9m
Phillips, Robbie	Convergent Element	14-dart 301	Massengill, Randy	Darty Minds	4.0	Port, Brian	Bangin The Wire	T80
Phillips, Stevie	The Convergent Ele	10.5		"C" Division		Bradshaw, Tyler	Death Throw	13-dart 301
Phillips, Robbie	The Convergent Ele	8.0	Smith, Butch	Nine Lives	8m	Bradshaw, Tyler	Death Throw	4.5
Gibson, Pat	The Bullies	7.5	Tant, J.J.	Dysfunc. Outlaws	14-dart SCKt	Prosser, Brad	Bangin The Wire	4.0
Stewart, P.J.	The Bullies	7.5	Bialaszewski, Rich	Frankie & The 5 Marks	5.0	Dehnel, Sebastian	Kenny & the Jets	3.5
Gauthier, Kyle	Liver Alliance	7.0	Bowman, Merrill	Dart Attack	5.0	Ferraro, Kimberly	Fayetteville Street	3.5
Spellman, Alex	The Bullies	7.0	Murray, Shane	Dysfunctional Outla	5.0	Heath, John	Fayetteville Street	3.5
Johnson, Michael	The Bullies	6.5	Stoy, Jamie	Dart Attack	5.0	Amos, Terron	Neighborhood Dart	3.0
Naylor, Dan	The Bullies	6.0	Olson, Kevin	Off Constantly-Rebo	4.5	Martin, Claude	Y.N.T.A.	3.0
Massengill, Chad	The Convergent Ele	5.0	Tant, J.J.	Dysfunctional Outla	4.5	Mathews, Olivia	Death Throw	3.0
Peele, Jim	Boom Baby	5.0	Bumpass, Mike	Frankie & The 5 Marks	4.0	Turner, Kevin	Y.N.T.A.	3.0
Persson, Kenny	The Convergent Ele	5.0	Chalmers, Alan	Dart Attack	4.0	Winkler, Brad	Fayetteville Street	3.0
Vaughan, Aaron	Liver Alliance	5.0	Smith, Butch	Nine Lives	4.0	Wrenn, Cameron	Fayetteville Street	3.0
White, Vic	Boom Baby	5.0	Bruemmer, Wes	Trippin Bulls	3.5		"G" Division	
Work, Joe	Liver Alliance	5.0	Fitzgerald, Dennis	Nine Lives	3.5	Moore, Ken	Sofa Kings	102-Out
Al-Hoory, Ahmed	Put It on Matt's Tab	4.5	Ginger, Chuck	Trippin Bulls	3.5	Kelly, Mike	Who Darted	4.0
Crowe, Jason	Boom Baby	4.5		"D" Division		Vance, Hugh	Projectile Dysfuncti	3.5
Tompkins, Charles	Put It on Matt's Tab	4.5	Krestalude, Andy	Hump Day!	9m	Alcon, Tony	Sofa Kings	3.0
	"B" Division		Jones, Dustin	BullsHit	5-Bulls	Beene, Ryan	Shoot to Thrill	3.0
Bass, Joe	Consistently Incons.	13-dart 301	Krestalude, Andy	Hump Day!	5-Bulls	Futreal, Jordan	Projectile Dysfuncti	3.0
Jobe, C.J.	Darty Minds	15-dart 301	Jones, Dustin	BullsHit	8.0	Hartley, Barron	Village Idiots	3.0
Holland, Steve & McQueen, Jamie	Procrastinators	24-dart DCKt	Winters, Tom	Rif Raf	5.0	Kuhar, Doug	Who Darted	3.0
Jobe, C.J.	Darty Minds	7.5	Krestalude, Andy	Hump Day!	4.5	McDonald, Chase	Rippin Darts	3.0
			Robinson, Mike	Darty Sanchez	3.5	Jimenez, Eduardo	Projectile Dysfuncti	2.5
						Smith, Jason	The Rock Bottoms	2.5

DIVISIONAL TROPHY DART CATEGORIES

	A division	B division	C division	D division	E division	F division	G division
High In (301 first turn only!)	Ton-60 Dan Naylor The Bullies (8/17) Tom Brown ...Element (9/7) Chad Massengill ...Element (10/5) Alex Spellman The Bullies (10/26)	Ton-25 (8/24/22) Jim Gallagher Hoptimistic	Ton-52 (8/17/22) Rich Bialaszewski Frankie & The 5 Marks	Ton-20 (10/5/22) Mike Venable Methodical Insurrection	Ton-40 (11/2/22) Josh Phillips Web of DaFeet	Ton-20 (10/19/22) Robert Stumpf Your Cork is Showing	Ton-16 (9/14/22) Doug Bozza Sofa Kings
High Out (301/501/1001)	Ton-30 (9/7/22) Stevie Phillips ...Element	Ton-60 (9/28/22) Mike Cole Why So Serious?	Ton-54 (10/5/22) Merrill Bowman Dart Attack	Ton-09 (10/26/22) David Piquet Rif Raf	Ton (19/19/22) Shawn Graber Shark Shooters	Ton-12 (10/26/22) Andy Bowen Bangin The Wire	Ton-23 (10/5/22) Bryan Hartley Village Idiots
Fast Singles 301	7 darts (10/26/22) Alex Spellman The Bullies	9 darts Jimmie Jones Consistently Inconsistent (9/21) Mike Cole Why So Serious?	11 darts Angelo Azevedo Off Constantly-Reboot (8/17) Tommy Beaird DD-214 (10/5)	15 darts Brett Goodrich ...Sanchez (8/10) Gary Long BullsHit (8/17) Jeff Rudy ...Bandits (8/17) Shane Richardson ...Bandits (9/28)	10 darts (10/12/22) Dave Finney Irish Ton	12 darts (8/17/22) Chase Fortune Death Throw	12 darts (8/31/22) Glenn Cooper Who Darted
Fast Singles Cricket	14 darts (8/10/22) Aaron Vaughan Liver Alliance	21 darts (9/14/22) Steve Holland The Procrastinators	14 darts (11/2/22) J.J. Tant Dysfunc. Outlaws	20 darts (9/28/22) Mike Robinson Darty Sanchez	24 darts (10/26/22) Somchai Samaluk Web of DaFeet	30 darts (9/28/22) Sebastian Dehnel Kenny & the Jets	27 darts (10/12/22) Mike Kelly Who Darted
Fast Doubles Cricket	18 darts (8/10/22) Kenny Persson & Robbie Phillips ...Element	24 darts (11/2/22) Steve Holland & Jamie McQueen The Procrastinators	26 darts (8/31/22) Rich Bialaszewski & Mike Bumpass Frankie & 5 Marks	32 darts (10/5/22) David Piquet & Tom Winters Rif Raf	31 darts (8/24/22) Jeromie Raper & Chris Robertson Red-eye Rangers	23 darts (8/24/22) Dave Mathews & Olivia Mathews Death Throw	32 darts (9/28/22) Ted Newton & Barry Thompson Shoot to Thrill
Fast Doubles 501	14 darts (9/21/22) Dave Gelberg & Sid Mitchell Lunatic Fringe	19 darts Kevin Stewart & Chris Toolan ...McGavin (8/17) Patrick Merkle & Matt Ridgway Blindsided (9/28)	17 darts (10/5/22) Mike Bumpass & Brad Bushman Frankie & The 5 Marks	18 darts (8/24/22) Jeff Rudy & Jim White One Armed Bandits	20 darts (9/7/22) Andrew Eattock & Michael Tanella That's What She Said	20 darts (8/10/22) Andrew Hamer & Kevin Scott Y.N.T.A.	23 darts (8/17/22) Andrew Moore & Dan Rowe Sofa Kings

Perfect Throws		
9-Marks	Rob Ehrmann (Armed & Hammered, 10/12)	Patrick Merkle (Blindsided, 10/5)
Robbie Phillips (3) (The Convergent Element, 9/21, 10/26, 10/26)	Kevin Foushee (The Bullies, 10/5)	Sid Mitchell (Lunatic Fringe, 11/2)
Joe Gaglione (2) (Blindsided, 9/14, 10/19)	Matt Furdon (Dart Side of the Moon, 10/5)	Mark Powell (Red-eye Rangers, 10/12)
Grey Jones (2) (Liver Alliance, 9/7, 9/7)	Pat Gibson (The Bullies, 8/24)	Teddy Rice (Why So Serious?, 10/5)
Stevie Phillips (2) (Conv. Element, 9/21, 11/2)	Ed Grubb (Consistently Inconsistent, 8/31)	Mike Robinson (Darty Sanchez, 9/21)
Alex Spellman (2) (The Bullies, 9/7, 9/14)	Jimmie Jones (Consistently Inconsistent, 8/17)	Mike Seward (Liver Alliance, 10/26)
Terron Amos (Neighbor. Dart Knights, 11/2)	Eric Klann (Lunatic Fringe, 10/12)	Tyler Smith (Nine Lives, 8/24)
Will Barnes (Red-eye Rangers, 10/19)	Andy Krestalude (Hump Day!, 11/2)	Aaron Vaughan (Liver Alliance, 8/17)
Tom Brown (The Convergent Element, 9/7)	Mike Litzsinger (Hoptimistic, 8/17)	Jesse Velazquez (Trippin Bulls, 8/31)
Mike Bumpass (Frankie & the 5 Marks, 8/31)	Chad Massengill (The Convergent Element, 8/17)	Jim White (One Armed Bandits, 10/12)
	Randy Massengill (Darty Minds, 8/17)	Tom Winters (Rif Raf, 9/7)
	William McEwen (Hump Day!, 8/31)	Joe Zawrotniak (Lunatic Fringe, 9/14)
		6-Bulls
		Mke Cole (Why So Serious?, 10/26)

HOW TO REACH US

Email scoresheets: jdkilts@yahoo.com or jdkilts@gmail.com

Or text scoresheets: 919-423-5766 - and we also always recommend watching for confirmation of receipt!

New Member/Registration Fees:

Taylor Caldwell, (contact her at phone/email info below)

Nomination and Election Ballots:

Andrew Borgna, 5111 Brooke Lauren Lane, Raleigh, NC 27616

Grievances/Complaints/Rules Suggestions:

Britt Phillips, 2112 Castle Pines Dr, Raleigh, NC 27604

All Other RDL Correspondence to:

(Just send whatever to Jason and he'll pass it along...)

2022 Board of Directors

<i>President</i>	Michael Johnson	919-413-0495
	email: president@raleighdartleague.org	
<i>Vice President</i>	Maridy Knight	919-417-7828
	email: maridy16@gmail.com	
<i>(soon to be Vice President:</i>	Angela Jeffcoat)	
<i>Secretary</i>	Andrew Borgna	919-889-2457
	email: akborgna@gmail.com	
<i>Treasurer</i>	Taylor Caldwell	919-623-9920
	email: tcaldwell831@gmail.com	
<i>Membership</i>	Heather Bohanan	919-326-1956
	email: membership@raleighdartleague.org	
<i>Rules/Grievances</i>	Britt Phillips	919-210-7648
	email: brittt_p@yahoo.com	
<i>(soon to be Rules/Grievances:</i>	Joel Eason)	
Social Media Coordinator	Kim Hoover	260-413-6173
	email: krhoov84@gmail.com	
League Statistician/Editor	Jason Kilts	919-423-5766
	email: jdkilts@yahoo.com or jdkilts@gmail.com	

"HOT DARTS" LISTING GUIDELINES

Here are the guidelines that will be used for the minimum number of all-star points each week for the "hot darts" page.

"A" Div. = 4.5 or more ASPs; "B" Div. = 4.0 or more ASPs

"C, D" Divisions = 3.5 or more ASPs

"E, F" Divs. = 3.0 or more ASPs; "G" = 2.5 or more ASPs

Also, we will list any fast games, high ins, high outs, or other amazing feats that you think warrant a little recognition (e.g., Ins & Outs higher than a Ton, 24-dart cricket games, 15-dart 301s, 24-dart 501s, Ton-70s and up, 5-Bulls+, etc.).

Extra note: it's also ok to call in "fast games" in each set, even if they don't necessarily meet the maximum dart counts above.

SEASON-LONG TROPHY DART MINIMUM GAMES PLAYED REQUIREMENTS

To be eligible for all-star point ave. & singles win %-age awards, you must play at least 66% of this season's projected games:

for Divisions "A" (except team A2), "B" (except team B7),

"C", "D" and "E" (7 teams / division):

Singles win %-age: min. of 16 Singles Games Played

All-star pt. Average: min. of 32 Total Games Played

for teams A2 and B7 (due to 1 forfeit received):

min. of 15 Singles Games Played, 30 Total Games Played

for Divisions "F" (except team F6) and "G" (except teams

G1 and G4) (8 teams / division):

min. of 19 Singles Games Played, 37 Total Games Played

for teams F6, G1 and G4 (due to 1 forfeit received):

min. of 18 Singles Games Played, 35 Total Games Played

RDL WEBSITE - www.raleighdartleague.org

Webmaster: Matt Ridgway (of Blindsided)
contact him, if needed, at: meridgway84@gmail.com

CALENDAR OF EVENTS

Nov. 11-13 34th Piedmont Dart Classic, (ADO) \$5,000+

Nov. 11-13 Seacoast Open, (ADO) \$24,140, Andover, MA
(site of World Cup Team Nationals)

Wed., Nov. 16 / 30, Dec. 7 - Fall 2022 RDL Div. Tournaments

Nov. 18-20 Choo Choo Classic, (ADO) \$8,000, Hixson, TN

Nov. 18-20 Darts for Arch, (USSDA) \$3,000, Wellford, SC

Sun., Nov. 10 Fall 2022 - Season Banquet host bid deadline

Sat., Dec. 10 Fall 2022 - Season Banquet, location TBD

Mon., Dec. 19 RDL Board Meeting

Wed., Jan. 4 Spring 2023 - RDL registration, location TBD

Wed., Jan. 18 Spring 2023 - preseason capt. mtg., loc. TBD

Wed., Jan. 25 Spring 2023 - first night of match play

Jan. 27-29 Fire on the Mountain, Asheville (ADO) \$5,500
(also the site of the USSDA 501 Natl. Champ.)

Mon., Feb. 27 Spring 2023 5th week capt. mtg., location TBD

Sat., May 20 Spring 2023 - Season Banquet, location TBD

Other Local Weekly Leagues

Mondays? Wake Forest Area Dart League, Wake Forest
<https://www.facebook.com/groups/326939964601080>,
(don't think this league is back on yet, but could be soon?)

Tuesdays Bull City Dart League, Durham
<http://www.thebcdl.org/>

Thursdays Triangle Dart League, Chapel Hill
<https://www.ibiblio.org/ncdarts/tdl/>

Weekly Blind Draws - Over the years, many blind draws have come and gone. If any of these folds or if any others start up, please let me know and I'll update this list. Thanks.

(this one is double elim., \$5 entry, bar matches the pot...)

extra \$50 if there are 32+ players, plus a triple shot !)

Fri., 8 pm Upper Deck, 919-460-1786, 329 N.Harrison

(this one is \$5 entry, double elim., 16 player cap for now)

Sun., 4 pm Backstage Pub, 919-859-5411, 401 Ashville Ave
(this one is \$5 entry, bar matches 150% if 16+ players !)

Sun., 6 pm Sharky's Place, 919-783-5448, 5800 Duraleigh
(this one is double elm., \$5 entry, bar matches the pot!)

Mon., 7:30 pm Neighborhood, 919-377-2344, 301 N. Harrison
(\$5 entry, bar matches 150% if 16+ players ! triple shot)

Fri, 7 pm Bud's Tav., 919-556-2727, 823 Youngsville Blvd
(\$5 entry, bar matches extra \$50 if 20+ players !, triple shot)

Mon, 7 pm Bud's Tav., 919-556-2727, 823 Youngsville Blvd
(3rd Sunday of the month, \$10 entry, bar matches, triple shot)

Sun, 1 pm Bud's Tav., 919-556-2727, 823 Youngsville Blvd

PENALTY LOG - All the penalties assessed this season.

Preseason captains' mtg. (5 pts.): The Rock Bottoms (G).

Fifth week captains' mtg. (5 pts.): Put It on Matt's Tab (A),
Armed & Hammered (A), Why So Serious? (B),
Y.N.T.A. (F), Who Darded (G), Projectile Dysfunction (G).

Late scoresheet (16 pts.): Why So Serious? (B,wk.5,wk.7),
Blindsided (B,wk.11), Kenny & the Jets (F,wk.7),
Shoot To Thrill (G,wk.5).

Ineligible Player (any match win, all points, all statistics):
The Neighborhood Dart Knights (F,wk.1, match win, 16 pts.)

TEAM DIVISION TITLE POSSIBILITIES IN WEEK 14, plus notes on who can still lock in a "top-two finish" as well

[Note: These possibilities are written on the assumption that an unfortunate set of penalties (read: ineligible players?) doesn't crop up and change things. And also on the assumption that we don't have any exotic match scores like 8-7 or something like that...]

A Division: The Convergent Element and The Bullies are the top two, and they play each other. The winner of the match is 1st.

B Division: Consistently Inconsistent is 1st. Darty Minds is 2nd. This race is over.

C Division: Dart Attack and Dysfunctional Outlaws are the top two. The Outlaws are 1st if they win their match tonight. Dart Attack is 1st if the Outlaws lose tonight.

D Division: One Armed Bandits lead this division, but cannot finish 1st. At least the winner of Rif Raf and BullsHit will pass them, and both/either of Darty Sanchez and Methodical Insurrection can as well. The Bandits will have 8 wins, as will the winner of Rif Raf vs. BullsHit, as will either Sanchez and/or Methodical if they win their matches, and the entire race will be decided by points. If teams end up tied in points, here is who wins the tiebreaker in each pairing: BullsHit wins a tie against either Sanchez or Methodical; Rif Raf wins a tie over Sanchez; Methodical wins a tie over Rif Raf; both Sanchez and Methodical win a tie against One Armed Bandits; and Sanchez wins a tie with Methodical. If three teams all finish 8-4 and with the same point total, we have these outcomes: BullsHit wins a tie with Sanchez and Methodical, with Sanchez 2nd; and Methodical wins a tie with Sanchez and Rif, with Sanchez 2nd (yes, in this one particular scenario, Sanchez finishes ahead of Rif Raf despite Rif Raf holding the two-team head-to-head on Sanchez).

E Division: Red-eye Rangers are 1st. Menace 2 Sobriety is 2nd. This race is over.

F Division: Death Throw is 1st. Y.N.T.A. is 2nd. This race is over.

G Division: If Sofa Kings win tonight, Sofa Kings are 1st, and the Village Idiots are 2nd. If Sofa Kings lose tonight and the Village Idiots win, the Village Idiots can finish 1st if they outscore Sofa Kings by 7 points tonight. If Sofa Kings and the Village Idiots both lose tonight, the Sofa Kings are 1st, and the Village Idiots are 2nd unless Rippin Darts outscore the Idiots by 18 or more points tonight (in which case Rippin would finish 2nd).

PREDICTIONS FOR THE WEEK

A pretty decent 17-6 record last week, so now I'm up to 204-90 (69.4% correct) for the season. Would be awesome to pick up an 18-5 week tonight so I could climb all the way back to 70% after that horrendous start to the season. Or maybe I could at least just get the Trippin and Frankie picks right, so I would even or better with all but two teams.

Match of the week: (A Div.) The Bullies @ The Convergent Element. Quite a few factors combined to remove Element's point lead in A, so we are left with a single head-to-head match for RDL season supremacy. A division title, top spot in the league, first round bye, etc., etc. It's all on the line in this pairing of some of the nation's best throwers. Can I really pick against my own guys? Sure... but I won't. Element, 1001 again.

Match #2: (D Div.) Rif Raft @ BullsHit. The D race has become one of the best in league history. Very possible that FOUR 8-4 teams will lead the way, and unless Sanchez or Methodical puts up a big score tonight, this match is actually head-to-head for the title!! Rif Raf cruised in this one seven weeks ago, but it will be much tougher tonight. Rif Raf, 13-11.

Match #3: (G Div.) Sofa Kings @ Rippin Darts. The G crown is here for Sofa's taking. All they have to do is beat the 3rd place team. But if they lose, the Idiots are ready to roll past. But Sofa doesn't blink, 14-10.

Match #4: (C Div.) Frankie & the 5 Marks @ Dysfunctional Outlaws. The story here is simple... The Outlaws can win C with any old match win. But the team standing in front of them is the one that just did them

THIS WEEK'S MATCHES (Week 14) - end of regular season

"A" Div.	The Bullies @ Convergent Element (Upper Deck 13&15)
	Lunatic Fringe @ Liver Alliance (Sharky's Place 3&4)
	Armed & Hammered @ Put It on Matt's Tab (Mackey's Pub 3&4)
	BYE - Boom Baby
"B" Div.	Why So Serious? @ The Procrastinators (Oaklyn Springs)
	Darty Minds @ Blindsided (Upper Deck 1&2)
	Consist. Inconsistent @ Shooter McGavin (Brewster's Pub 3&4)
	BYE - Hoptimistic
"C" Div.	DD-214 @ Trippin Bulls (Upper Deck 3&4)
	Frankie & the 5 Marks @ Dysfunc. Outlaws (Overtime Sports Pub)
	Off Constantly-Reboot @ Nine Lives (High Park 5&6)
	BYE - Dart Attack
"D" Div.	Rif Raf @ BullsHit (Good Times Arcade)
	Methodical Insurr. @ Hump Day! (Mackey's Pub 1&2)
	Cheap Shots @ Darty Sanchez (Lonerider Five Points)
	BYE - One Armed Bandits
"E" Div.	That's What She Said @ Shark Shooters (Sharky's Place 5&6)
	Red-eye Rangers @ Web of DaFeet (Snooker's-RW 1&2)
	Irish Ton @ Menace 2 Sobriety (High Park 1&2)
	BYE - Sharky's Machine
"F" Div.	Fayetteville Street @ Death Throw (Hot Shots)
	Dart Side of the Moon @ Your Cork is Showing (Upper Deck 17&18)
	Bangin The Wire @ Neighbor.Dart Knights (Neighborhood 3&4)
	Y.N.T.A. @ Kenny & the Jets (High Park 3&4)
"G" Div.	Sofa Kings @ Rippin Darts (Pantana's Pool 1&2)
	The Rock Bottoms @ Shoot to Thrill (Pantana's Pool 3&4)
	Village Idiots @ Who Darted (Pickled Onion #2 2&3)
	Projectile Dysfunc. @ We're Sexy / Throw It! (Amer. Legion F-V)

the favor of dumping Dart Attack. Frankie gets them too!! Ia 1001.

Match #5: (D Div.) Cheap Shots @ Darty Sanchez. Sanchez is looking to catch the winner of Rif Raf-BullsHit in season points, so they really need to roll here. The problem is that the Cheapies just about always get at least 7 or 8. Sanchez wins, but only by 15-9.

Match #6: (D Div.) Methodical Insurrection @ Hump Day! Just like Sanchez in the match above this one, Methodical's job is to ring up as big of a score as possible in this amazing D race. They need a pretty big number. Methodical wins, but not by enough. 16-8.

Match #7: (G Div.) Village Idiots @ Who Darted. If Rippin can do them a big favor tonight, the Idiots could be playing for the G title here. The Idiots handle business here, but just barely again, 13-11.

Match #8: (C Div.) Off Constantly-Reboot @ Nine Lives. If Trippin Bulls can get past the last place team, this match becomes a head-to-head to avoid a bottom-two spot (and a drop to D?). Niners, 14-10.

Match #9: (A Div.) Armed & Hammered @ Put It on Matt's Tab. Head-to-head for 5th in A and likely a guaranteed spot in A next season! I'm thinking Armed gets some payback in this one, 14-10.

Match #10: (E Div.) That's What She Said @ Shark Shooters. If She Said can win here (while scoring at least 11 points) they can drop both Sharky's teams into E's bottom-two slots. She Said, 14-10.

Match #11: (B Div.) Why So Serious? @ The Procrastinators. It's a tough road, but The Procrastinators can win here and escape a bottom-two finish (and a drop to C?). Alas, it's Serious here, 15-9.

And the remaining 12 matches, sorted by division:

A Division: Liver Alliance 13, Lunatic Fringe 11.

B Division: Darty 14, Blindsided 10; Inconsistent 16, McGavin 8.

C Division: Trippin Bulls 14, DD-214 10.

E Division: Rangers 13, DaFeet 11; Menace 14, Irish Ton 10.

F Division: Death Throw 17, Fayetteville Street 7; Dart Side of the Moon 14, Your Cork is Showing 10; Bangin the Wire 14, The Neighborhood Dart Knights 10; Kenny & the Jets 13, YNTA 11.

G Division: Thrill 15, Rock Bottoms 9; Projectile 16, We Throw It 8.

RDL TRIVIA

Last week's question: *Red-eye Rangers in E are the only team to clinch a division so far. In my 52 seasons as RDL statistician, how many times did we reach week 13 with no divisions clinched?*

Answers: Ok, first thing here is... I probably should have qualified this as "the 51 of my 52 seasons as statistician in which we reached week 13." Stupid Covid took our Spring 2020 end-of-season drama from us. So now, with that clarification in place, the real answer to the question... Of the 51 seasons I can track fully, we have had 10 seasons in which zero divisions had been clinched prior to week 13. In every one of those ten, we had at least one team with a 1.5-match lead (due to timing of byes), and in all but two of those ten seasons, somebody had at least a two-match lead and was just needing a few points over the last couple weeks to close it out. Oddly, the ten seasons came in weird little groupings (Sp97; Sp00 / Sp01; Sp05 / Sp06 / Sp07; Fa13 / Sp14 / Fa14 / Sp15), so maybe we just have little periods of time where we just get the team balances just right? Also, in those ten seasons, at least two of the divisions were clinched during week 13 (and often three or four divisions were), except in the Spring 2007 season, when only ONE division (C division, won by Travelin Beer Bellies) had been clinched prior to the final night of play.

This week's question(s) (the last of the season): **Let's build on that last one... in my 52 seasons as RDL statistician (well, the 51 non-Covid seasons at least), what is the greatest number of divisions that had been clinched before the week 14 matches were played?**

Name the band/singer? the song? Last week's answers: Song 1 = "Smooth Criminal" by Michael Jackson; Song 2 = "It Wasn't Me" by Shaggy; Song 3 = "An Innocent Man" by Billy Joel. And the theme? Just a follow-up on my set about being on jury duty in the previous set. Turns out, we had to go with 'not guilty, so this set was about either not having done it, or at least being smooth enough to get away with it! [The only person who identified more than one song was Paul Jacobi, who got both the first two. And he even added his own fun lyric set of good covers of other people's songs, as the first song in the set was making him think that might be the link (due to the Alien Ant Farm version of MJ's song). Maybe that's a future set them here, eh? - JK

And as is now tradition, for this last week of the season, a super size set of lyrics!!!

- Week 14, song #1 lyric: "I was working part time in a five-and-dime, My boss was Mr. McGee, He told me several times that he didn't like my kind"
- Week 14, song #2 lyric: "Baby, take off your coat, Real slow, And take off your shoes, I'll take off your shoes, Baby, take off your dress"
- Week 14, song #3 lyric: "Now go out and get yourself some big black frames, With the glass so dark they won't even know your name"
- Week 14, song #4 lyric: "Who's that whisperin' in the trees? It's two sailors and they're on leave Pipes and chains and swingin' hands Who's your daddy? Yes I am"
- Week 14, song #5 lyric: "'Cause it's too cold, For you here, And now, so let me hold, Both your hands in..."
- Week 14, song #6 lyric: "She had dumps like a truck truck truck, Thighs like what what what, Baby move your butt butt butt"
- Week 14, song #7 lyric: "I want a girl with the right allocations, Who is fast, and thorough, and sharp as a tack, She's playing with her jewelry"
- Week 14, song #8 lyric: "She walks real cool, catches everybody's eye, She's got such good lovin' that they can't say goodbye, Not too skinny, she's not too fat"
- Week 14, song #9 lyric: "Saturday night I was downtown, Working for the FBI, Sittin' in a nest of bad men, Whiskey bottles piling high"
- Week 14, song #10 lyric: "Talking 'bout Monroe and walking on Snow White, New York's a go-go and everything tastes nice, Poor little Greenie"
- Week 14, song #11 lyric: "Money talks, But it don't sing and dance and it don't walk, And long as I can have you here with me, I'd much rather be..."
- Week 14, song #12 lyric: "Do you want to see me crawl across the floor to you? Do you want to hear me beg you to take me back?"
- Week 14, song #13 lyric: "I want to do it till the sun comes up, Oh yeah, uh huh, uh huh, I want to do it till I can't get enough, Yeah, yeah, uh huh, I want to put on..."
- Week 14, song #14 lyric: "Walk through concert doors, And roam all over coliseum floors, I stepped on stage, at Live Aid, All the people gave and the poor got paid"
- Week 14, song #15 lyric: "But I'm taking you uptown tonight, Might have a little mud on my wheels, But they're gonna shine with you up inside"

"BLOCKER" REMINDER TO ALL TEAMS

Please remember that if a team leaves a slot blank and then an unlisted player (or players) comes in before that game is called, an unlisted player MUST be picked for the open slot. If more than one unlisted player has come in before the open slot is up, then the opposing team will select which of those unlisted players will play, but it MUST be one of the unlisted players. AND... (and this is important) players listed in this fashion are NOT blockers and DO register points for their teams.

THE END OF A GAME

A quick reminder as we head into the divisional tournaments where the atmosphere is ratcheted up a bit: (as per ADO rules) the game ends when the dart that sufficiently scores to end the game is thrown; subsequent darts thrown are ignored. This means that if your second dart leaves 0 by hitting a double and you continue and throw your third dart anyway, the game was over before you threw the third dart and you have not busted by continuing.

TOURNAMENT RESULTS / UPDATES

The VoiceMail system has been gone for years, so we obviously don't put the tournament pairings there each week anymore. I will still, however, be emailing out the updated tournament brackets each week. So all the league members (and associated others) on the email list will have weekly updates, and I also suspect league webmaster Matt Ridgway will probably post the updated brackets on the RDL website as well.

PERPETUAL PLAQUES

Don't forget: RDL offers 'perpetual plaques' for all fast games, ins/outs, & perfect throws (as well team regular season wins, if you want). They're large boards that hold multiple plates. If you would like more details, or to include your name on the list for this style of award, contact VP Maridy Knight (contact info. on page 4). [If you have already started a perpetual plaque, you don't have to 'sign up' again this season - you'll receive plates for your large plaque until it's full, whether you like it or not.]

WHERE WE PLAY

American Legion Fuquay-Varina 6400 Johnson Pond Road -about 0.2 miles from Fuquay Elementary School	919-557-5990 Fuquay-Varina	Lonerider at Five Points 1626 Glenwood Avenue -next to The Rialto Theatre	919-322-2434 Raleigh	The Pickled Onion #2 8511 Cantilever Way -off Glenwood, in plaza behind CarMax	919-977-0031 north Raleigh
Break Time Billiards 6442 Tryon Road -left of Lowe's Foods, at inter. w/ Cary Parkway	919-615-0107 Cary	Mackey's Pub (formerly Pat Murnane's) 2101 South Main Street -right next to Asuka Asian Bistro	919-435-6018 Wake Forest	The Pickled Pub 14460 Falls of Neuse Road -in Wakefield Commons shopping center	984-235-4482 north Raleigh
Brewster's Pub 1885 Lake Pine Drive -next to La Cocina Mexican restaurant	919-650-1270 Cary	Mac's Tavern 1014 Ryan Road -in Village Market Shopping Center	919-467-4114 Cary	Rally Point Sport Grill 1837 N. Harrison Ave. -in Bass Pro Shops plaza near I-40, behind Wendy's	919-678-1088 Cary
Cleveland Draft House - Garner 6101 NC Highway 42 West -0.7 mile west of I-40 on NC Highway 42	919-771-2337 Garner	The Neighborhood Sports Bar 301 North Harrison Avenue -in the space that was Train Station / Playtime Billiards	919-377-2344 Cary	Scooters 1911 Seigo Court -near Atlantic/Millbrook inter., behind Batteries Plus	919-954-2171 N. Raleigh
Good Times Arcade and Tavern 74 Son-Lan Parkway, Suite 108 -just past Pizza Inn, across from Hibachi & Company	919-307-3245 Garner	Oaklyn Springs Brewery 2912 North Main Street -just south of Hiester Chevrolet, next to Enterprise	919-762-0049 Fuquay-Varina	Sharky's Place 5800 Durableigh Road -in the Yuppie Center near US 70 intersection	919-783-5448 NW Raleigh
High Park Bar & Grille 625 E. Whitaker Mill Road -near intersection of Whitaker Mill & Wake Forest Rd.	919-833-4527 Raleigh	Overtime Sports Pub 1030-149 N. Rogers Lane -corner of Rogers Ln/US-64, in Food Lion strip mall	919-255-9556 Raleigh	Snooker's-RW 3520 Wade Avenue -in Ridgewood Shopping Center	919-828-7665 NW Raleigh
Hot Shots Billiards & Pub 107 Edinburgh South Drive -in MacGregor Village	919-460-6307 Cary	Pantana's Pool Hall 3112 Hillsborough Road -between Daisy and Shepherd streets	919-833-2990 near NCSU	The Upper Deck 329 N. Harrison Avenue -near intersection. of N. Harrison & Highway 54	919-460-1786 Cary

Printed below are the tournament brackets (with match locations) which we will be using this season. Teams that are already locked into a finishing position have already been placed in the bracket. Others will be filled in during the final week. Please notify your team of possible match locations for your team's matches in the tournament. Host establishment phone numbers and addresses are on page 6 **REMEMBER: Tournament matches start at 7:00 p.m.**

In addition to being included in the tournament issue of the newsletter, a full bracket page will be sent to the email list before the first round matches.

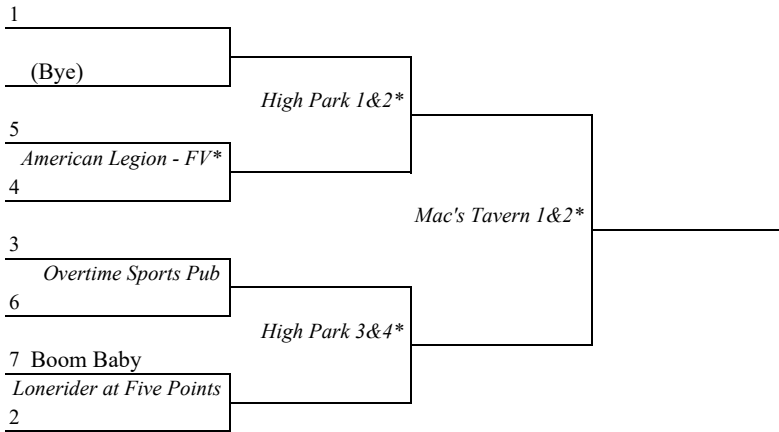
[Note: Whenever an asterisk is included, that means a third board may be available and the captains may agree to use it in order to shorten the match time.]

FALL 2022 RDL DIVISIONAL TOURNAMENT SCHEDULE

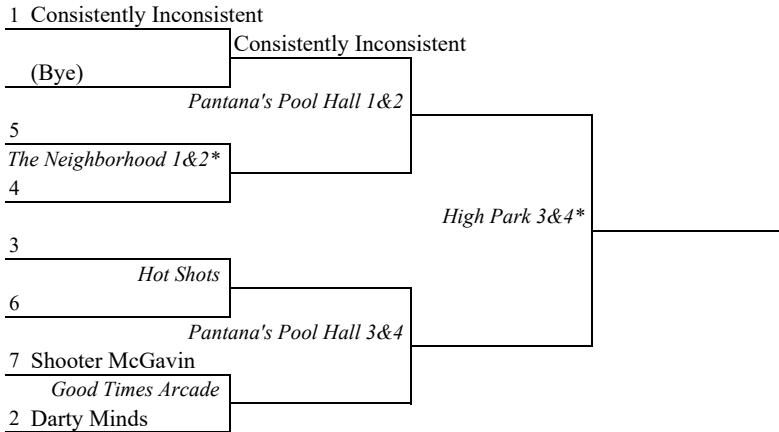
Quarterfinals (11/16)	Semifinals (11/30)	Finals (12/7)	WINNER
-----------------------	--------------------	---------------	---------------

Quarterfinals (11/16)	Semifinals (11/30)	Finals (12/7)	WINNER
-----------------------	--------------------	---------------	---------------

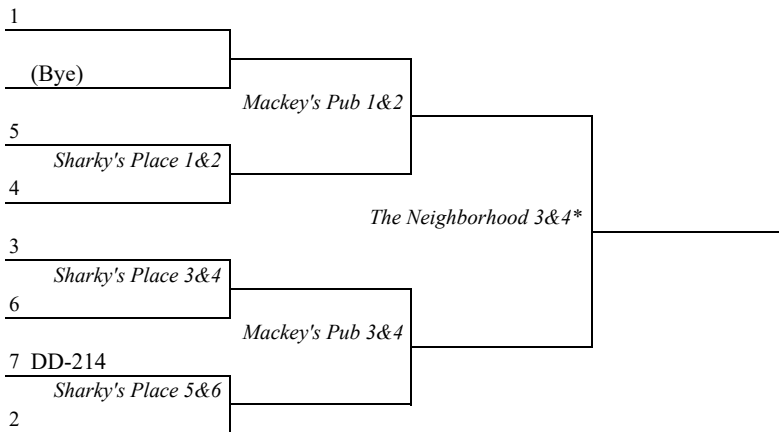
"A" Division



"B" Division

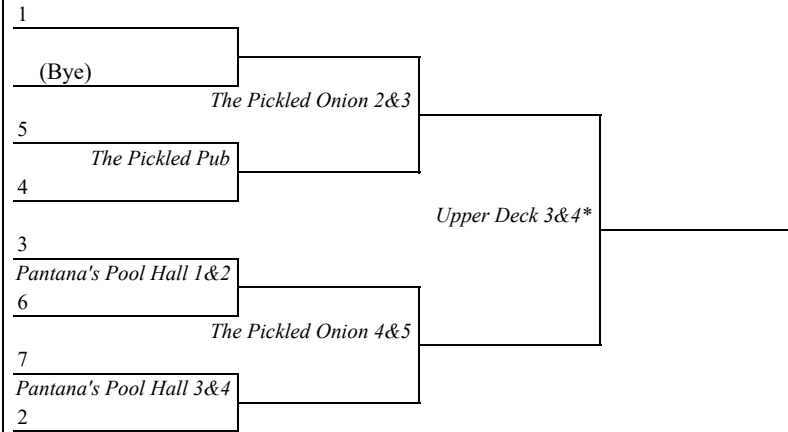


"C" Division

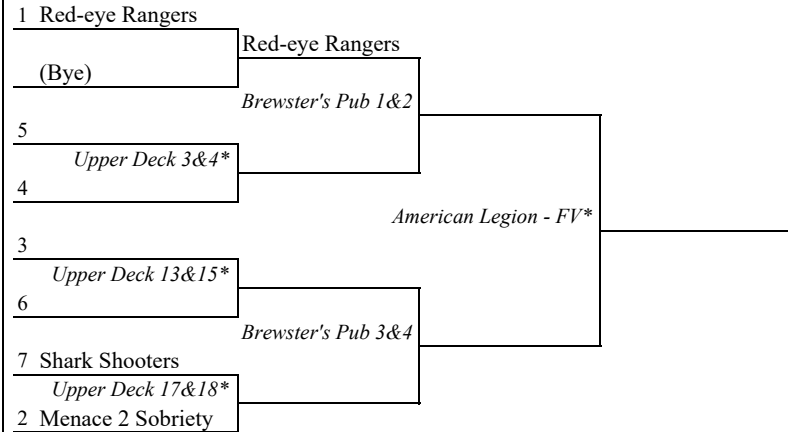


Quarters. (11/16)	Semifinals (11/30)	Finals (12/7)
-------------------	--------------------	---------------

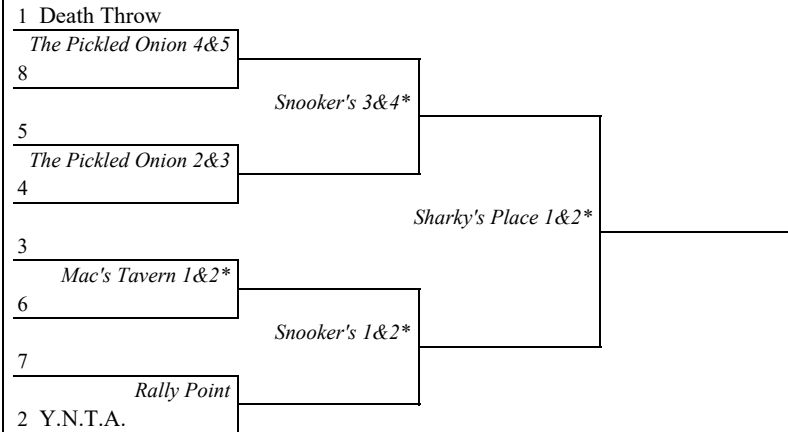
"D" Division



"E" Division



"F" Division



Finals (12/7)	Semifinals (11/30)	Quarters. (11/16)
---------------	--------------------	-------------------

"G" Division



WINNER

Fall 2022 RDL Top Singles Records (by division) (through week 13)

[Only players still mathematically eligible for singles win %age awards are listed (even if it's the absolutely slimmest of chances).]

(There are no missing statistics, as all scoresheets have been received.) (Game minimums required for these listings: 4 fewer than the season-long minimums listed for this award on page 4 for teams playing this week; and exactly the page 4 minimums for teams with a bye this week)

"A" Division		<u>W</u>	<u>L</u>	<u>%-age</u>
1	Gibson, Pat A1/ The Bullies	17	1	0.944
2	Phillips, Robbie A2/ The Convergent Element	15	1	0.938
	Spellman, Alex A1/ The Bullies	15	1	0.938
4	Phillips, Stevie A2/ The Convergent Element	16	2	0.889
5	Foushee, Kevin A1/ The Bullies	14	2	0.875
6	Brown, Matt A1/ The Bullies	15	3	0.833
	Massengill, Chad A2/ The Convergent Element	15	3	0.833
8	Johnson, Michael A1/ The Bullies	14	3	0.824
9	Gauthier, Kyle A3/ Liver Alliance	18	4	0.818
10	Work, Joe A3/ Liver Alliance	13	3	0.813
11	Persson, Kenny A2/ The Convergent Element	11	4	0.733

"B" Division		<u>W</u>	<u>L</u>	<u>%-age</u>
1	Jones, Jimmie B5/ Consistently Inconsistent	14	2	0.875
2	Grubb, Ed B5/ Consistently Inconsistent	15	3	0.833
3	Gallagher, Jim B3/ Hoptimistic	15	4	0.789
4	Massengill, Randy B7/ Darty Minds	14	4	0.778
5	Cole, Mike B1/ Why So Serious?	17	5	0.773

"C" Division		<u>W</u>	<u>L</u>	<u>%-age</u>
1	Ginger, Chuck C1/ Trippin Bulls	10	2	0.833
2	Murray, Shane C2/ Dysfunctional Outlaws	18	4	0.818
3	Copple, Matthew C5/ Nine Lives	15	4	0.789
4	Porcelli, Robb C5/ Nine Lives	10	3	0.769
5	Bumpass, Mike C3/ Frankie & The 5 Marks	13	4	0.765
6	Bialaszewski, Rich C3/ Frankie & The 5 Marks	9	3	0.750
7	Tant, J.J. C2/ Dysfunctional Outlaws	16	6	0.727
8	Bruemmer, Wes C1/ Trippin Bulls	13	5	0.722
9	Chalmers, Alan C7/ Dart Attack	16	7	0.696
	Smith, Brian C2/ Dysfunctional Outlaws	16	7	0.696
11	Beaird, Tommy C4/ DD-214	15	7	0.682
	Peterson, Chris C2/ Dysfunctional Outlaws	15	7	0.682
13	Bushman, Brad C3/ Frankie & The 5 Marks	12	6	0.667
14	Azevedo, Angelo C6/ Off Constantly-Reboot	8	5	0.615

"D" Division		<u>W</u>	<u>L</u>	<u>%-age</u>
1	Winters, Tom D2/ Rif Raf	19	2	0.905
2	Deemer, Randy D3/ Hump Day!	14	4	0.778
	Robinson, Mike D6/ Darty Sanchez	14	4	0.778
4	Trefzger, Eric D6/ Darty Sanchez	15	5	0.750
5	Long, Robert D1/ BullsHit	11	4	0.733
6	Diamond, Paddy D2/ Rif Raf	10	4	0.714

"E" Division		<u>W</u>	<u>L</u>	<u>%-age</u>
1	Finney, Dave E6/ Irish Ton	19	0	1.000
2	Samaluk, Somchai E7/ Web of DaFeet	11	2	0.846
3	White, J.J. E4/ Menace 2 Sobriety	19	4	0.826
4	Barnes, Will E3/ Red-eye Rangers	16	4	0.800
	Ellis, Tim E7/ Web of DaFeet	16	4	0.800
	Robertson, Chris E3/ Red-eye Rangers	16	4	0.800

"F" Division		<u>W</u>	<u>L</u>	<u>%-age</u>
1	Millius, Mike F4/ Dart Side of the Moon	23	1	0.958
2	Bither, Dana F3/ Your Cork is Showing	18	3	0.857
3	Amos, Terron F8/ The Neighborhood Dart K	19	4	0.826

"G" Division		<u>W</u>	<u>L</u>	<u>%-age</u>
1	Hartley, Bryan G7/ Village Idiots	18	2	0.900
2	Alcon, Tony G1/ Sofa Kings	19	3	0.864
3	Haywood, Eric G7/ Village Idiots	18	3	0.857
4	Campbell, Aaron G1/ Sofa Kings	15	3	0.833
5	Keim, Roger G1/ Sofa Kings	18	4	0.818
6	Vivod, Josh G7/ Village Idiots	18	6	0.750
7	McNamara, Ken G6/ We're Sexy & We Throw	17	6	0.739
8	Rowe, Dan G1/ Sofa Kings	14	5	0.737
9	Blanes, Silver G2/ Shoot to Thrill	13	5	0.722
10	Kelly, Mike G3/ Who Darted	15	6	0.714
	Dean, Jay G4/ Projectile Dysfunction	10	4	0.714

Women's Records

(# of women by division: A-2, B-2, C-7, D-2, E-8, F-15, G-13)

	<u>W</u>	<u>L</u>	<u>%-age</u>	
B	Blackwelder, Deb B4/ The Procrastinators	5	7	0.417
	Blackwelder, Allyson C6/ Off Constantly-Reboot	8	11	0.421
C	Kubel, Nicole C6/ Off Constantly-Reboot	7	10	0.412
	Rosenfeld, Leslie C1/ Trippin Bulls	5	9	0.357
D	Sweet, Phyllis D4/ Methodical Insurrection	9	5	0.643
E	Stacy, Michelle E1/ Shark Shooters	8	8	0.500
	Mitchell, Liz E1/ Shark Shooters	5	7	0.417
F	Mathews, Olivia F2/ Death Throw	17	9	0.654
	Wilberg, Chelsea F4/ Dart Side of the Moon	13	13	0.500
G	Newton, Tammy G2/ Shoot to Thrill	8	10	0.444
	Tousley, Kristen G4/ Projectile Dysfunction	10	13	0.435

[No women in A division can satisfy both the minimum number of games requirement and the RDL rule requiring a win percentage of 0.500 or higher to claim a singles award.]

Fall 2022 RDL Top Singles+Doubles Records (by division) (through week 13)

[This category is not one for which RDL gives awards, but it's still one that people are happy to lead. So, I've used this space for an update.]

(There are no missing statistics, as all scoresheets have been received.) (Game minimums required for these listings: 8 fewer than the season-long minimums listed for this award on page 4 for teams playing this week; and exactly the page 4 minimums for teams with a bye this week)

	<u>W</u>	<u>L</u>	<u>%-age</u>	
A	Spellman, Alex A1/ The Bullies	29	2	0.935
	Foushee, Kevin A1/ The Bullies	31	4	0.886
	Phillips, Robbie A2/ The Convergent Element	28	4	0.875
	Phillips, Stevie A2/ The Convergent Element	31	5	0.861
B	Jones, Jimmie B5/ Consistently Inconsistent	30	2	0.938
	Grubb, Ed B5/ Consistently Inconsistent	29	8	0.784
	Cole, Mike B1/ Why So Serious?	32	13	0.711
	(two tied)	19	9	0.679
C	Murray, Shane C2/ Dysfunctional Outlaws	34	10	0.773
	Bialaszewski, Rich C3/ Frankie & The 5 Marks	20	6	0.769
	Bumpass, Mike C3/ Frankie & The 5 Marks	25	10	0.714
	Chalmers, Alan C7/ Dart Attack	32	13	0.711
D	Winters, Tom D2/ Rif Raf	33	7	0.825
	Venable, Mike D4/ Methodical Insurrection	28	11	0.718
	Trefzger, Eric D6/ Darty Sanchez	27	12	0.692
	Sweet, Phyllis D4/ Methodical Insurrection	20	10	0.667

	<u>W</u>	<u>L</u>	<u>%-age</u>	
E	Barnes, Will E3/ Red-eye Rangers	33	7	0.825
	Finney, Dave E6/ Irish Ton	32	7	0.821
	Samaluk, Somchai E7/ Web of DaFeet	22	5	0.815
	White, J.J. E4/ Menace 2 Sobriety	35	9	0.795
F	Millius, Mike F4/ Dart Side of the Moon	41	7	0.854
	Bradshaw, Tyler F2/ Death Throw	33	12	0.733
	Bowen, Andy F5/ Bangin The Wire	28	12	0.700
	Amos, Terron F8/ The Neighborhood Dart K	30	13	0.698
G	Hartley, Bryan G7/ Village Idiots	36	9	0.800
	Alcon, Tony G1/ Sofa Kings	35	9	0.795
	Campbell, Aaron G1/ Sofa Kings	30	10	0.750
	Keim, Roger G1/ Sofa Kings	30	11	0.732
Top Women	Mathews, Olivia F2/ Death Throw	34	17	0.667
	Sweet, Phyllis D4/ Methodical Insurrection	20	10	0.667
	Blackwelder, Allyson C6/ Off Constantly-Reboot	19	19	0.500
	Stacy, Michelle E1/ Shark Shooters	15	16	0.484

Fall 2022 RDL Top All-Star Point Averages (by division) (through week 13)

[The top fifteen from each division are listed, but it is certainly mathematically possible that someone else could win with a huge all-star day.]
 (There are no missing statistics, as all scoresheets have been received.) (Game minimums required for these listings: 8 fewer than the season-long minimums listed for this award on page 4 for teams playing this week; and exactly the page 4 minimums for teams with a bye this week)

		"A" Division	ASP	TGP	Ave.
1	Spellman, Alex	A1/ The Bullies	76.5	31	2.468
2	Phillips, Robbie	A2/ The Convergent Element	62.0	32	1.938
3	Phillips, Stevie	A2/ The Convergent Element	66.5	36	1.847
4	Work, Joe	A3/ Liver Alliance	58.0	32	1.813
5	Gauthier, Kyle	A3/ Liver Alliance	72.0	44	1.636
6	Gibson, Pat	A1/ The Bullies	54.0	35	1.543
7	Johnson, Michael	A1/ The Bullies	53.5	36	1.486
8	Persson, Kenny	A2/ The Convergent Element	40.5	29	1.397
9	Mitchell, Sid	A4/ Lunatic Fringe	51.5	37	1.392
10	Mozzetti, Tim	A4/ Lunatic Fringe	43.0	31	1.387
11	Massengill, Chad	A2/ The Convergent Element	45.5	36	1.264
12	Klann, Eric	A4/ Lunatic Fringe	39.5	33	1.197
13	Minty, Ross	A2/ The Convergent Element	28.0	24	1.167
14	White, Vic	A6/ Boom Baby	46.5	40	1.163
15	Tan, Wil	A2/ The Convergent Element	37.0	33	1.121

		"B" Division	ASP	TGP	Ave.
1	Jones, Jimmie	B5/ Consistently Inconsistent	52.5	32	1.641
2	Grubb, Ed	B5/ Consistently Inconsistent	45.0	37	1.216
3	Massengill, Randy	B7/ Darty Minds	41.0	36	1.139
4	Reitano, Sal	B7/ Darty Minds	34.5	32	1.078
5	Merkle, Patrick	B2/ Blindsided	44.0	43	1.023
6	Cole, Mike	B1/ Why So Serious?	45.0	45	1.000
7	Hall, Mike	B4/ The Procrastinators	27.0	28	0.964
8	Denton, Mike	B5/ Consistently Inconsistent	26.5	28	0.946
9	Horton, Tony	B7/ Darty Minds	32.5	35	0.929
10	Gaglione, Joe	B2/ Blindsided	38.0	42	0.905
11	Ridgway, Matt	B2/ Blindsided	28.0	33	0.848
12	Gallagher, Jim	B3/ Hoptimistic	31.0	37	0.838
13	Bracco, Michael	B1/ Why So Serious?	32.5	40	0.813
14	Toolan, Chris	B6/ Shooter McGavin	25.5	33	0.773
15	Sautter, Scott	B6/ Shooter McGavin	29.0	40	0.725

		"C" Division	ASP	TGP	Ave.
1	Murray, Shane	C2/ Dysfunctional Outlaws	46.0	44	1.045
2	Beard, Tommy	C4/ DD-214	42.5	44	0.966
3	Bialaszewski, Rich	C3/ Frankie & The 5 Marks	25.0	26	0.962
4	Ginger, Chuck	C1/ Trippin Bulls	22.0	24	0.917
5	Chalmers, Alan	C7/ Dart Attack	36.0	45	0.800
6	Tuffillaro, Lou	C6/ Off Constantly-Reboot	24.0	31	0.774
7	Tant, J.J.	C2/ Dysfunctional Outlaws	34.0	44	0.773
8	Guenther, George	C4/ DD-214	23.5	32	0.734
9	Fitzgerald, Dennis	C5/ Nine Lives	20.5	29	0.707
10	Olson, Kevin	C6/ Off Constantly-Reboot	28.0	40	0.700
	Raquet, Mike	C3/ Frankie & The 5 Marks	24.5	35	0.700
12	Azevedo, Angelo	C6/ Off Constantly-Reboot	19.0	28	0.679
13	Bruemmer, Wes	C1/ Trippin Bulls	24.0	36	0.667
14	Porcelli, Robb	C5/ Nine Lives	16.5	25	0.660
15	Powell, Lee	C3/ Frankie & The 5 Marks	25.5	39	0.654

		"D" Division	ASP	TGP	Ave.
1	Jones, Dustin	D1/ BullsHit	45.0	43	1.047
2	Winters, Tom	D2/ Rif Raf	33.0	40	0.825
3	Robinson, Mike	D6/ Darty Sanchez	28.0	36	0.778
4	Krestalude, Andy	D3/ Hump Day!	26.0	36	0.722
5	Richardson, Shane	D7/ One Armed Bandits	27.0	40	0.675
6	Witz, Steve	D5/ Cheap Shots	20.5	33	0.621
7	Venable, Mike	D4/ Methodical Insurrection	24.0	39	0.615
8	Gardner, Mike	D1/ BullsHit	21.5	37	0.581
9	Long, Gary	D1/ BullsHit	22.0	39	0.564
10	Deemer, Randy	D3/ Hump Day!	19.5	36	0.542
11	Shorrock, Will	D2/ Rif Raf	20.0	37	0.541
12	Wilson, John	D4/ Methodical Insurrection	16.5	31	0.532
13	Hindle, Mikey	D5/ Cheap Shots	20.0	38	0.526
14	Williams, Denwood	D1/ BullsHit	17.0	33	0.515
15	Buckman, Dave	D5/ Cheap Shots	23.0	45	0.511

		"E" Division	ASP	TGP	Ave.
1	Samaluk, Somchai	E7/ Web of DaFeet	30.0	27	1.111
2	Finney, Dave	E6/ Irish Ton	35.0	39	0.897
3	Barnes, Will	E3/ Red-eye Rangers	28.0	40	0.700
4	White, J.J.	E4/ Menace 2 Sobriety	30.0	44	0.682
5	Kirkpatrick, Scott	E3/ Red-eye Rangers	28.0	44	0.636
6	Schaefer, John	E2/ Sharky's Machine	24.0	44	0.545
7	Roszbach, Mark	E6/ Irish Ton	14.0	28	0.500
8	Robertson, Chris	E3/ Red-eye Rangers	19.5	40	0.488
9	Borgia, Pete	E2/ Sharky's Machine	16.5	37	0.446
10	Cominole, Jeremy	E6/ Irish Ton	14.5	35	0.414
11	Tanella, Michael	E5/ That's What She Said	13.5	33	0.409
12	Ball, Pat	E6/ Irish Ton	16.5	42	0.393
13	Kruger, Lonny	E2/ Sharky's Machine	13.0	34	0.382
14	Bouchard, Keith	E4/ Menace 2 Sobriety	16.5	44	0.375
15	Phillips, Josh	E7/ Web of DaFeet	13.5	37	0.365

		"F" Division	ASP	TGP	Ave.
1	Blake, Rick	F7/ Kenny & the Jets	36.5	46	0.793
2	Dehnel, Sebastian	F7/ Kenny & the Jets	32.5	46	0.707
3	Mathews, Olivia	F2/ Death Throw	34.0	51	0.667
4	Amos, Terron	F8/ The Neighborhood Dart	26.5	43	0.616
5	Millius, Mike	F4/ Dart Side of the Moon	28.5	48	0.594
6	Wilson, Jonathan	F4/ Dart Side of the Moon	21.5	38	0.566
7	Prosser, Brad	F5/ Bangin The Wire	23.5	42	0.560
8	Mathews, Dave	F2/ Death Throw	26.5	48	0.552
9	Emerton, Eric	F6/ Y.N.T.A.	20.0	37	0.541
10	Bowen, Andy	F5/ Bangin The Wire	21.5	40	0.538
11	Furdon, Matt	F4/ Dart Side of the Moon	23.5	47	0.500
12	Bither, Dana	F3/ Your Cork is Showing	20.5	44	0.466
13	Swepson, Jerrell	F8/ The Neighborhood Dart	16.5	38	0.434
14	Zuttel, Paul	F7/ Kenny & the Jets	15.5	36	0.431
15	Bradshaw, Tyler	F2/ Death Throw	18.5	45	0.411

		"G" Division	ASP	TGP	Ave.
1	Thompson, Barry	G2/ Shoot to Thrill	28.0	36	0.778
2	Vance, Hugh	G4/ Projectile Dysfunction	26.0	41	0.634
3	McNamara, Ken	G6/ We're Sexy & We Throv	28.0	46	0.609
4	Dean, Jay	G4/ Projectile Dysfunction	17.5	29	0.603
5	Kelly, Mike	G3/ Who Darted	24.0	43	0.558
6	Keim, Roger	G1/ Sofa Kings	22.5	41	0.549
7	Hartley, Bryan	G7/ Village Idiots	24.5	45	0.544
8	Wissinger, Wes	G2/ Shoot to Thrill	23.0	43	0.535
9	Alcon, Tony	G1/ Sofa Kings	21.0	44	0.477
10	Kuhar, Doug	G3/ Who Darted	22.5	48	0.469
11	Fishbeck, Brent	G3/ Who Darted	24.0	52	0.462
12	Blanes, Silver	G2/ Shoot to Thrill	16.5	38	0.434
	Plotkin, Jeremy	G1/ Sofa Kings	16.5	38	0.434
14	Jones, Nick	G7/ Village Idiots	17.5	45	0.389
15	Rowe, Dan	G1/ Sofa Kings	16.0	43	0.372

		Women's Records			
		(# by div.: A-2, B-2, C-7, D-2, E-8, F-15, G-13)			
		ASP	TGP	Ave.	
A	Wilson, Samantha	A5/ Put It on Matt's Tab	7.0	34	0.206
B	Sweeny, Doreen	B2/ Blindsided	20.0	37	0.541
C	Kubel, Nicole	C6/ Off Constantly-Reboot	14.5	37	0.392
	Blackwelder, Allyson	C6/ Off Constantly-Reboot	10.0	38	0.263
D	Sweet, Phyllis	D4/ Methodical Insurrection	9.0	30	0.300
	Mitchell, Liz	E1/ Shark Shooters	7.5	24	0.313
E	Caldwell, Taylor	E5/ That's What She Said	11.0	40	0.275
	Stacy, Michelle	E1/ Shark Shooters	3.5	31	0.113
	Mathews, Olivia	F2/ Death Throw	34.0	51	0.667
F	Wilberg, Chelsea	F4/ Dart Side of the Moon	18.0	48	0.375
	Ferraro, Kimberly	F1/ Fayetteville Street	11.0	32	0.344
	Smith, Lauren	G8/ The Rock Bottoms	11.0	41	0.268
G	Bohanan, Heather	G6/ We're Sexy & We Throv	8.0	39	0.205
	Tousley, Kristen	G4/ Projectile Dysfunction	8.5	44	0.193

	Singles 301	Singles Criket	Singles Record	Singles Win %-age	Doubles Criket	Doubles 501	Doubles Record	Doubles Win %-age	Sngls + Dbls Record	Sngls + Dbls Win %-age	Tiebreaker Ws	Tiebreaker Ls	All-Star Points	Games Played	All-Star Point Average	Matches Played
A1/ The Bullies	49 17	56 9	105 26	0.802	26 7	25 8	51 15	0.773	207 56	0.787	0 6	343.0	263	1.304		
A 10 Cusher, Dean	2 0	3 0	5 0	1.000	3 3	5 0	8 3	0.727	13 3	0.813	0 0	10.5	16	0.656	7	
A 11 Elder, Craig	1 5	2 3	3 8	0.273	4 0	5 1	9 1	0.900	12 9	0.571	0 1	12.5	21	0.595	6	
A 12 Foushee, Kevin	6 2	8 0	14 2	0.875	9 0	8 2	17 2	0.895	31 4	0.886	0 0	35.5	35	1.014	10	
A 13 Gibson, Pat	8 1	9 0	17 1	0.944	5 4	6 2	11 6	0.647	28 7	0.800	0 1	54.0	35	1.543	9	
A 14 Johnson, Michael	5 2	9 1	14 3	0.824	7 3	8 1	15 4	0.789	29 7	0.806	0 1	53.5	36	1.486	10	
A 15 Spellman, Alex	8 0	7 1	15 1	0.938	8 0	6 1	14 1	0.933	29 2	0.935	0 1	76.5	31	2.468	8	
A 16 Stewart, Pete	3 1	0 0	3 1	0.750	0 0	2 1	2 1	0.667	5 2	0.714	0 0	1.5	7	0.214	4	
A 17 Stewart, P.J.	5 4	6 3	11 7	0.611	8 1	4 3	12 4	0.750	23 11	0.676	0 1	38.0	34	1.118	9	
A 18 Naylor, Dan	4 0	4 0	8 0	1.000	3 1	2 2	5 3	0.625	13 3	0.813	0 1	31.0	16	1.938	4	
A 19 Brown, Matt	7 2	8 1	15 3	0.833	5 2	4 3	9 5	0.643	24 8	0.750	0 0	30.0	32	0.938	9	
A2/ The Convergent Element	46 14	44 16	90 30	0.750	24 6	22 8	46 14	0.767	182 58	0.758	13 0	326.0	240	1.358		
A 20 Kilts, Jason	3 0	0 2	3 2	0.600	1 1	3 0	4 1	0.800	7 3	0.700	0 0	5.5	10	0.550	4	
A 21 Beeson, Robb	0 0	0 0	0 0	---	0 0	0 0	0 0	---	0 0	---	0 0	0.0	0	---	0	
A 22 Brown, Tom	7 2	6 4	13 6	0.684	8 1	5 3	13 4	0.765	26 10	0.722	2 0	37.0	36	1.028	10	
A 23 Massengill, Chad	8 1	7 2	15 3	0.833	5 4	5 4	10 8	0.556	25 11	0.694	2 0	45.5	36	1.264	9	
A 24 Minty, Ross	3 3	5 1	8 4	0.667	6 0	5 1	11 1	0.917	19 5	0.792	1 0	28.0	24	1.167	7	
A 25 Persson, Kenny	6 1	5 3	11 4	0.733	6 1	5 2	11 3	0.786	22 7	0.759	2 0	40.5	29	1.397	8	
A 26 Phillips, Robbie	8 0	7 1	15 1	0.938	7 1	6 2	13 3	0.813	28 4	0.875	2 0	62.0	32	1.938	8	
A 27 Phillips, Stevie	7 2	9 0	16 2	0.889	8 1	7 2	15 3	0.833	31 5	0.861	2 0	66.5	36	1.847	9	
A 28 Smith, Allen	0 1	0 1	0 2	0.000	1 0	1 0	2 0	1.000	2 2	0.500	0 0	4.0	4	1.000	1	
A 29 Tan, Wil	4 4	5 2	9 6	0.600	6 3	7 2	13 5	0.722	22 11	0.667	2 0	37.0	33	1.121	9	
A3/ Liver Alliance	32 34	47 19	79 53	0.598	21 12	18 15	39 27	0.591	157 107	0.595	0 6	293.0	264	1.110		
A 30 Parker, Charles	0 1	0 0	0 1	0.000	0 0	1 2	1 2	0.333	1 3	0.250	0 0	0.0	4	0.000	4	
A 31 Keller, Tony	1 7	0 2	1 9	0.100	3 3	0 4	3 7	0.300	4 16	0.200	0 1	10.0	20	0.500	8	
A 32 Jones, Grey	5 5	7 4	12 9	0.571	8 3	7 2	15 5	0.750	27 14	0.659	0 1	42.0	41	1.024	11	
A 33 Gauthier, Kyle	7 4	11 0	18 4	0.818	7 4	4 7	11 11	0.500	29 15	0.659	0 1	72.0	44	1.636	11	
A 34 Seward, Mike	4 4	5 3	9 7	0.563	6 1	4 3	10 4	0.714	19 11	0.633	0 0	33.5	30	1.117	8	
A 35 Work, Joe	6 2	7 1	13 3	0.813	7 1	6 2	13 3	0.813	26 6	0.813	0 1	58.0	32	1.813	8	
A 36 Fischlein, Kris	0 2	7 2	7 4	0.636	3 5	3 3	6 8	0.429	13 12	0.520	0 1	14.5	25	0.580	10	
A 37 Lange, Cody	5 4	5 4	10 8	0.556	4 4	5 4	9 8	0.529	19 16	0.543	0 1	31.5	35	0.900	10	
A 38 Vaughan, Aaron	4 5	5 3	9 8	0.529	4 3	6 3	10 6	0.625	19 14	0.576	0 0	31.5	33	0.955	9	
A 39 Lloyd, Billy	0 0	0 0	0 0	---	0 0	0 0	0 0	---	0 0	---	0 0	0.0	0	---	0	
A4/ Lunatic Fringe	32 34	34 32	66 66	0.500	18 15	21 12	39 27	0.591	144 120	0.545	6 7	274.0	264	1.038		
A 40 Eason, Joel	3 5	3 1	6 6	0.500	6 3	5 2	11 5	0.688	17 11	0.607	1 1	22.5	28	0.804	9	
A 41 Badger, Steve	5 2	3 1	8 3	0.727	2 4	2 1	4 5	0.444	12 8	0.600	0 1	10.5	20	0.525	8	
A 42 Bakowski, Adam	0 1	4 5	4 6	0.400	5 2	7 1	12 3	0.800	16 9	0.640	1 1	27.0	25	1.080	9	
A 43 Bunn, Tim	4 5	2 3	6 8	0.429	0 4	2 4	2 8	0.200	8 16	0.333	0 0	14.0	24	0.583	9	
A 44 Gelberg, Dave	5 4	2 6	7 10	0.412	5 2	4 3	9 5	0.643	16 15	0.516	1 1	32.0	31	1.032	9	
A 45 Klann, Eric	4 3	6 3	10 6	0.625	4 4	6 3	10 7	0.588	20 13	0.606	1 1	39.5	33	1.197	10	
A 46 Mitchell, Sid	2 8	5 4	7 12	0.368	4 4	6 4	10 8	0.556	17 20	0.459	1 1	51.5	37	1.392	10	
A 47 Mozzetti, Tim "Tex"	3 2	6 4	9 6	0.600	4 4	5 3	9 7	0.563	18 13	0.581	1 1	43.0	31	1.387	10	
A 48 Peele, Dan	2 1	0 3	2 4	0.333	1 1	2 1	3 2	0.600	5 6	0.455	0 0	10.5	11	0.955	3	
A 49 Zawrotniak, Joe	4 3	3 2	7 5	0.583	5 2	3 2	8 4	0.667	15 9	0.625	0 0	23.5	24	0.979	8	
A5/ Put It on Matt's Tab	22 44	14 52	36 96	0.273	8 25	7 26	15 51	0.227	66 198	0.250	7 0	140.0	264	0.530		
A 50 Kerr, Jim	3 7	3 7	6 14	0.300	3 6	0 7	3 13	0.188	9 27	0.250	1 0	18.0	36	0.500	11	
A 51 Tompkins, Charles	3 8	3 9	6 17	0.261	1 10	2 9	3 19	0.136	9 36	0.200	1 0	21.5	45	0.478	11	
A 52 Wilson, Matt	5 6	4 7	9 13	0.409	1 10	2 9	3 19	0.136	12 32	0.273	1 0	33.5	44	0.761	11	
A 53 Wilson, Samantha	5 4	0 7	5 11	0.313	3 5	2 8	5 13	0.278	10 24	0.294	1 0	7.0	34	0.206	10	
A 54 Fey, Jen	1 1	0 6	1 7	0.125	1 5	1 4	2 9	0.182	3 16	0.158	1 0	10.0	19	0.526	7	
A 55 Al-Hoory, Ahmed	4 6	3 7	7 13	0.350	3 7	4 5	7 12	0.368	14 25	0.359	1 0	23.5	39	0.603	10	
A 56 Suan, John	1 9	1 8	2 17	0.105	4 6	3 9	7 15	0.318	9 32	0.220	1 0	25.5	41	0.622	11	
A 57 Davis, Luke	0 0	0 0	0 0	---	0 0	0 0	0 0	---	0 0	---	0 0	0.0	0	---	0	
A 58 Tanner, Dave	0 3	0 1	0 4	0.000	0 1	0 1	0 2	0.000	0 6	0.000	0 0	1.0	6	0.167	3	
A6/ Boom Baby	22 44	12 53	34 97	0.260	5 28	9 24	14 52	0.212	62 201	0.236	0 0	138.5	263	0.527		
A 60 Turner, Michael	2 6	2 7	4 13	0.235	0 9	3 7	3 16	0.158	7 29	0.194	0 0	13.5	36	0.375	9	
A 61 Crowe, Jason	1 7	2 5	3 12	0.200	1 6	3 5	4 11	0.267	7 23	0.233	0 0	12.0	30	0.400	8	
A 62 Crompton, Jason	3 3	0 6	3 9	0.250	0 5	1 4	1 9	0.100	4 18	0.182	0 0	5.0	22	0.227	6	
A 63 Zelinack, Jason	1 5	0 5	1 10	0.091	1 6	1 7	2 13	0.133	3 23	0.115	0 0	8.0	26	0.308	8	
A 64 Peele, Jim	3 5	2 8	5 13	0.278	2 7	3 6	5 13	0.278	10 26	0.278	0 0	11.5	36	0.319	9	
A 65 Jeffreys, Lee	1 6	1 5	2 11	0.154	1 6	1 3	2 9	0.182	4 20	0.167	0 0	7.5	24	0.313	7	
A 66 White, Vic	4 6	2 8	6 14	0.300	3 7	4 6	7 13	0.350	13 27	0.325	0 0	46.5	40	1.163	10	
A 67 Bullard, Jacob	2 0	1 1	3 1	0.750	0 2	1 1	1 3	0.250	4 4	0.500	0 0	4.0	8	0.500	2	
A 68 Althoff, Paddy	5 6	2 8	7 14	0.333	2 8	1 9	3 17	0.150	10 31	0.244	0 0	30.5	41	0.744	10	
A7/ Armed & Hammered	25 41	20 46	45 87	0.341	12 21	12 21	24 42	0.364	93 171	0.352	0 8	175.5	264	0.665		
A 70 O'Toole, Mike	2 5	1 7	3 12	0.200	3 4	4 4	7 8	0.467	10 20	0.333	0 1	23.0	30	0.767	10	
A 71 Butterworth, Dan	5 6	1 9	6 15	0.286	2 4	5 5	7 9	0.438	13 24	0.351	0 1	20.5	37	0.554	11	
A 72 Fredrick, Karl	3 5	4 7	7 12	0.368	3 6	4 6	7 12	0.368	14 24	0.368	0 1	18.5	38	0.487	11	
A 73 Arnold, Jimmy	8 2	3 6	11 8	0.579	4 7	2 7	6 14	0.300	17 22	0.436	0 1	36.0	39	0.923	11	
A 74 Debastiani, Doug	0 0	0 0	0 0	---	0 0	0 0	0 0	---	0 0	---	0 0	0.0	0	---	0	
A 75 Butterworth, Jim	4 6	6 4	10 10	0.500	5 5	2 6	7 11	0.389	17 21	0.447	0 1	42.0	38	1.105	11	
A 76 Thomas, Tony	1 7	0 7	1 14	0.067	2 6	1 6	3 12	0.200	4 26	0.133	0 1	7.5	30	0.250	10	
A 77 Lindsey, Roy	1 6	2 4	3 10	0.231	4 4	3 4	7 8	0.467	10 18	0.357	0 1	22.5	28	0.804	9	
A 78 Ehrmann, Rob	1 4	3 2	4 6	0.400	1 6	3 4	4 10	0.286	8 16	0.333	0 1	5.5	24	0.229	8	

	Singles 301	Singles Cricket	Singles Record	Singles Win %-age	Doubles Cricket	Doubles 501	Doubles Record	Doubles Win %-age	Sngls + Dbls Record	Sngls + Dbls Win %-age	Tiebreaker Ws	Tiebreaker Ls	All-Star Points	Games Played	All-Star Point Average	Matches Played
B1/ Why So Serious?	34 32	40 26	74 58	0.561	18 15	16 17	34 32	0.515	142 122	0.538	13 0	158.0	264	0.598		
B 10 Cannizzaro, Anthony	5 3	5 5	10 8	0.556	6 3	2 9	8 12	0.400	18 20	0.474	2 0	18.0	38	0.474	10	
B 11 Cole, Mike	8 3	9 2	17 5	0.773	8 3	7 5	15 8	0.652	32 13	0.711	2 0	45.0	45	1.000	11	
B 12 Bracco, Michael	6 4	7 3	13 7	0.650	5 5	5 5	10 10	0.500	23 17	0.575	2 0	32.5	40	0.813	10	
B 13 Rice, Teddy	4 5	3 6	7 11	0.389	6 5	6 4	12 9	0.571	19 20	0.487	2 0	20.5	39	0.526	10	
B 14 Rice, Derek	5 6	7 4	12 10	0.545	5 5	5 2	10 7	0.588	22 17	0.564	2 0	14.5	39	0.372	11	
B 15 Havens, Lincoln	4 5	5 5	9 10	0.474	5 3	3 6	8 9	0.471	17 19	0.472	2 0	16.5	36	0.458	10	
B 16 Cannizzaro, Tyler	2 6	4 1	6 7	0.462	1 6	4 3	5 9	0.357	11 16	0.407	1 0	11.0	27	0.407	8	
B2/ Blindsided	36 30	35 31	71 61	0.538	19 14	16 17	35 31	0.530	141 123	0.534	0 6	180.5	264	0.684		
B 20 Ridgway, Matt	4 2	4 5	8 7	0.533	5 4	5 4	10 8	0.556	18 15	0.545	0 1	28.0	33	0.848	9	
B 21 Merkle, Patrick	7 4	9 2	16 6	0.727	6 5	7 3	13 8	0.619	29 14	0.674	0 1	44.0	43	1.023	11	
B 22 Wilcox, Randy	3 2	4 1	7 3	0.700	3 0	3 3	6 3	0.667	13 6	0.684	0 1	11.0	19	0.579	6	
B 23 Munroe, Joe	0 0	0 0	0 0	---	0 0	0 0	0 0	---	0 0	---	0 0	0.0	0	---	0	
B 24 Watson, Jeff, Jr.	8 2	5 4	13 6	0.684	5 4	3 3	8 7	0.533	21 13	0.618	0 1	22.0	34	0.647	10	
B 25 Crites, Randy	1 0	0 0	1 0	1.000	1 0	0 0	1 0	1.000	2 0	1.000	0 0	0.0	2	0.000	1	
B 26 Hall, Pete	3 6	0 3	3 9	0.250	1 3	3 5	4 8	0.333	7 17	0.292	0 0	6.5	24	0.271	9	
B 27 Sweeny, Doreen	3 6	3 6	6 12	0.333	5 5	3 6	8 11	0.421	14 23	0.378	0 0	20.0	37	0.541	10	
B 28 Larson, Ray	1 4	1 8	2 12	0.143	5 3	3 5	8 8	0.500	10 20	0.333	0 1	11.0	30	0.367	11	
B 29 Gaglione, Joe	6 4	9 2	15 6	0.714	7 4	5 5	12 9	0.571	27 15	0.643	0 1	38.0	42	0.905	11	
B3/ Hoptimistic	40 26	26 40	66 66	0.500	11 22	14 19	25 41	0.379	116 148	0.439	0 14	123.0	264	0.466		
B 30 Snyder, Mike	7 1	3 5	10 6	0.625	2 6	5 2	7 8	0.467	17 14	0.548	0 2	21.0	31	0.677	9	
B 31 Litzsinger, Mike	3 8	2 6	5 14	0.263	2 7	4 6	6 13	0.316	11 27	0.289	0 2	13.0	38	0.342	11	
B 32 McCartney, Joe	6 2	5 5	11 7	0.611	6 4	3 7	9 11	0.450	20 18	0.526	0 2	20.0	38	0.526	10	
B 33 Gallagher, Jim	9 1	6 3	15 4	0.789	6 4	3 5	9 9	0.500	24 13	0.649	0 2	31.0	37	0.838	10	
B 34 Iager, John	5 4	5 4	10 8	0.556	3 6	3 6	6 12	0.333	16 20	0.444	0 2	16.5	36	0.458	10	
B 35 Shengulette, Jerry	5 3	4 4	9 7	0.563	1 5	3 3	4 8	0.333	13 15	0.464	0 1	2.5	28	0.089	8	
B 36 Veith, Matt	2 3	0 6	2 9	0.182	1 3	4 2	5 5	0.500	7 14	0.333	0 1	6.5	21	0.310	6	
B 37 Jackson, Barry	2 2	0 4	2 6	0.250	0 4	2 2	2 6	0.250	4 12	0.250	0 1	7.0	16	0.438	5	
B 38 Snyder, Gary	1 2	0 2	1 4	0.200	1 4	1 3	2 7	0.222	3 11	0.214	0 1	3.5	14	0.250	6	
B 39 Townsley, Sean	0 0	1 1	1 1	0.500	0 1	0 2	0 3	0.000	1 4	0.200	0 0	2.0	5	0.400	2	
B4/ The Procrastinators	27 39	27 39	54 78	0.409	14 19	14 19	28 38	0.424	110 154	0.417	0 0	128.0	264	0.485		
B 40 Blackwelder, Deb	4 4	1 3	5 7	0.417	0 2	2 3	2 5	0.286	7 12	0.368	0 0	1.0	19	0.053	8	
B 41 Murdaugh, John	4 4	0 10	4 14	0.222	3 6	2 6	5 12	0.294	9 26	0.257	0 0	17.0	35	0.486	10	
B 42 Beaudoin, Paul	5 4	6 3	11 7	0.611	3 5	7 1	10 6	0.625	21 13	0.618	0 0	16.5	34	0.485	9	
B 43 Holland, Steve	2 5	6 3	8 8	0.500	6 4	5 4	11 8	0.579	19 16	0.543	0 0	21.0	35	0.600	10	
B 44 Ridenour, Ron	1 4	3 5	4 9	0.308	4 6	0 6	4 12	0.250	8 21	0.276	0 0	10.5	29	0.362	10	
B 45 Benson, Brian	1 8	1 4	2 12	0.143	0 6	1 8	1 14	0.067	3 26	0.103	0 0	5.5	29	0.190	10	
B 46 Davis, Jimmy	2 1	2 1	4 2	0.667	2 2	2 4	4 4	0.500	8 6	0.571	0 0	4.5	14	0.321	4	
B 47 McQueen, Jamie	5 5	3 8	8 13	0.381	3 7	5 5	8 12	0.400	16 25	0.390	0 0	25.0	41	0.610	11	
B 48 Rodgers, Trey	0 0	0 0	0 0	---	0 0	0 0	0 0	---	0 0	---	0 0	0.0	0	---	0	
B 49 Hall, Mike	3 4	5 2	8 6	0.571	7 0	4 3	11 3	0.786	19 9	0.679	0 0	27.0	28	0.964	7	
B5/ Consistently Inconsistent	37 29	38 28	75 57	0.568	22 11	22 11	44 22	0.667	163 101	0.617	0 0	205.5	264	0.778		
B 50 Grubb, Ed	7 1	8 2	15 3	0.833	7 3	7 2	14 5	0.737	29 8	0.784	0 0	45.0	37	1.216	10	
B 51 Bass, Joe	2 5	3 4	5 9	0.357	4 3	4 5	8 8	0.500	13 17	0.433	0 0	11.0	30	0.367	10	
B 52 McNamara, Tim	0 1	0 2	0 3	0.000	3 0	1 1	4 1	0.800	4 4	0.500	0 0	6.5	8	0.813	4	
B 53 Schmaus, Darren	1 8	3 3	4 11	0.267	3 3	4 2	7 5	0.583	11 16	0.407	0 0	10.0	27	0.370	10	
B 54 Danias, Tony	2 4	7 2	9 6	0.600	6 3	5 3	11 6	0.647	20 12	0.625	0 0	18.0	32	0.563	10	
B 55 Scott, Lee	6 4	2 7	8 11	0.421	4 6	7 3	11 9	0.550	19 20	0.487	0 0	27.0	39	0.692	10	
B 56 Jeffcoat, Doug	7 3	3 5	10 8	0.556	5 1	3 4	8 5	0.615	18 13	0.581	0 0	9.0	31	0.290	10	
B 57 Denton, Mike	5 2	5 2	10 4	0.714	4 3	5 2	9 5	0.643	19 9	0.679	0 0	26.5	28	0.946	7	
B 58 Jones, Jimmie	7 1	7 1	14 2	0.875	8 0	8 0	16 0	1.000	30 2	0.938	0 0	52.5	32	1.641	8	
B6/ Shooter McGavin	25 41	21 45	46 86	0.348	12 21	20 13	32 34	0.485	110 154	0.417	0 0	145.0	264	0.549		
B 60 Knott, Ryan	3 5	0 4	3 9	0.250	3 8	6 3	9 11	0.450	12 20	0.375	0 0	10.0	32	0.313	11	
B 61 Knott, Ronnie	3 3	3 7	6 10	0.375	4 6	5 5	9 11	0.450	15 21	0.417	0 0	22.0	36	0.611	10	
B 62 Sautter, Scott	4 6	3 7	7 13	0.350	5 5	7 3	12 8	0.600	19 21	0.475	0 0	29.0	40	0.725	10	
B 63 Sautter, Don	5 5	2 8	7 13	0.350	5 5	4 4	9 9	0.500	16 22	0.421	0 0	17.0	38	0.447	10	
B 64 Schon, Chris	2 9	2 9	4 18	0.182	0 4	5 6	5 10	0.333	9 28	0.243	0 0	11.0	37	0.297	11	
B 65 Delmer, John	0 1	0 1	0 2	0.000	0 1	0 1	0 2	0.000	0 4	0.000	0 0	1.0	4	0.250	1	
B 66 Toolan, Chris	4 5	3 6	7 11	0.389	4 5	4 2	8 7	0.533	15 18	0.455	0 0	25.5	33	0.773	9	
B 67 Stewart, Kevin	4 7	8 3	12 10	0.545	3 8	9 2	12 10	0.545	24 20	0.545	0 0	29.5	44	0.670	11	
B7/ Darty Minds	29 31	41 19	70 50	0.583	17 13	12 18	29 31	0.483	128 112	0.533	8 0	165.5	240	0.690		
B 70 Foushee, Eugene	3 6	2 3	5 9	0.357	4 3	2 5	6 8	0.429	11 17	0.393	1 0	9.0	28	0.321	10	
B 71 Jobe, C.J.	3 2	6 3	9 5	0.643	4 5	2 5	6 10	0.375	15 15	0.500	1 0	21.0	30	0.700	9	
B 72 Martin, Pat	4 5	9 1	13 6	0.684	5 4	2 5	7 9	0.438	20 15	0.571	1 0	14.5	35	0.414	10	
B 73 Reitano, Sal	4 3	7 2	11 5	0.688	5 4	5 2	10 6	0.625	21 11	0.656	1 0	34.5	32	1.078	9	
B 74 Maccini, Billy	0 1	0 1	0 2	0.000	0 0	0 1	0 1	0.000	0 3	0.000	0 0	1.0	3	0.333	1	
B 75 Horton, Tony	4 4	8 1	12 5	0.706	5 4	5 4	10 8	0.556	22 13	0.629	1 0	32.5	35	0.929	9	
B 76 Evans, Mike	3 6	0 3	3 9	0.250	1 1	3 4	4 5	0.444	7 14	0.333	1 0	0.0	21	0.000	9	
B 77 Massengill, Randy	7 2	7 2	14 4	0.778	7 2	2 7	9 9	0.500	23 13	0.639	1 0	41.0	36	1.139	9	
B 78 Massengill, Robert	1 2	2 3	3 5	0.375	3 3	3 3	6 6	0.500	9 11	0.450	1 0	12.0	20	0.600	6	

	Singles 301		Singles Cricket		Singles Record		Singles Win %-age		Doubles Cricket		Doubles 501		Doubles Record		Doubles Win %-age		Sngls + Dbls Record		Sngls + Dbls Win %-age		Tiebreaker Ws		Tiebreaker Ls		All-Star Points		Games Played		All-Star Point Average		Matches Played			
C1/ Trippin Bulls	31	35	30	36	61	71	0.462	17	16	14	19	31	35	0.470	123	141	0.466	0	0	117.0	264	0.443												
C 10 Hoover, Kim	3	5	0	5	3	10	0.231	2	4	5	3	7	7	0.500	10	17	0.370	0	0	4.0	27	0.148										9		
C 11 Ellis, E.J.	6	5	1	8	7	13	0.350	3	7	4	7	7	14	0.333	14	27	0.341	0	0	10.0	41	0.244										11		
C 12 Ginger, Chuck	4	2	6	0	10	2	0.833	4	2	3	3	7	5	0.583	17	7	0.708	0	0	22.0	24	0.917										6		
C 13 Morgan, Larry	1	6	5	4	6	10	0.375	5	4	2	6	7	10	0.412	13	20	0.394	0	0	16.0	33	0.485										9		
C 14 Bruemmer, Wes	7	2	6	3	13	5	0.722	5	4	4	5	9	9	0.500	22	14	0.611	0	0	24.0	36	0.667										9		
C 15 Coe, Jason	1	1	2	0	3	1	0.750	2	0	1	1	3	1	0.750	6	2	0.750	0	0	5.5	8	0.688										2		
C 16 Watson, Emily	0	4	0	4	0	8	0.000	1	2	1	1	2	3	0.400	2	11	0.154	0	0	0.0	13	0.000										5		
C 17 Rosenfeld, Leslie	2	4	3	5	5	9	0.357	5	3	4	4	9	7	0.563	14	16	0.467	0	0	7.5	30	0.250										8		
C 18 Haire, Chris	2	1	1	3	3	4	0.429	1	2	1	2	2	4	0.333	5	8	0.385	0	0	10.0	13	0.769										4		
C 19 Velazquez, Jesse	5	5	6	4	11	9	0.550	6	4	3	6	9	10	0.474	20	19	0.513	0	0	18.0	39	0.462										10		
C2/ Dysfunctional Outlaws	42	24	38	28	80	52	0.606	17	16	22	11	39	27	0.591	158	106	0.598	0	0	155.0	264	0.587												
C 20 Steppe, Mike	2	6	1	8	3	14	0.176	2	1	2	4	4	5	0.444	7	19	0.269	0	0	9.0	26	0.346										9		
C 21 Clark, Dan	4	7	7	4	11	11	0.500	5	6	8	2	13	8	0.619	24	19	0.558	0	0	21.0	43	0.488											11	
C 22 Smith, Brian	8	3	8	4	16	7	0.696	7	4	8	2	15	6	0.714	31	13	0.705	0	0	25.0	44	0.568											11	
C 23 Tant, J.J.	8	3	8	3	16	6	0.727	7	4	6	5	13	9	0.591	29	15	0.659	0	0	34.0	44	0.773											11	
C 24 Peterson, Chris	9	2	6	5	15	7	0.682	4	7	7	3	11	10	0.524	26	17	0.605	0	0	17.5	43	0.407											11	
C 25 Talley, Gray	1	2	0	1	1	3	0.250	2	6	4	4	6	10	0.375	7	13	0.350	0	0	2.5	20	0.125											10	
C 26 Murray, Shane	10	1	8	3	18	4	0.818	7	4	9	2	16	6	0.727	34	10	0.773	0	0	46.0	44	1.045											11	
C3/ Frankie & The 5 Marks	29	37	44	22	73	59	0.553	16	17	17	16	33	33	0.500	139	125	0.527	6	6	160.0	264	0.606												
C 30 Bialaszewski, Rich	4	3	5	0	9	3	0.750	5	2	6	1	11	3	0.786	20	6	0.769	1	1	25.0	26	0.962											7	
C 31 Powell, Lee	3	8	4	7	7	15	0.318	5	3	4	5	9	8	0.529	16	23	0.410	1	1	25.5	39	0.654											11	
C 32 Bushman, Brad	5	4	7	2	12	6	0.667	5	4	5	4	10	8	0.556	22	14	0.611	1	0	22.5	36	0.625											9	
C 33 Bumpass, Mike	4	4	9	0	13	4	0.765	6	3	6	3	12	6	0.667	25	10	0.714	0	1	19.0	35	0.543											9	
C 34 Healy, Simon	2	2	3	1	5	3	0.625	1	4	1	3	2	7	0.222	7	10	0.412	0	0	11.5	17	0.676											5	
C 35 Gardner, Kenn	3	2	1	6	4	8	0.333	2	4	2	3	4	7	0.364	8	15	0.348	1	1	5.0	23	0.217											8	
C 36 Denton, Fon	4	6	5	2	9	8	0.529	3	6	3	7	6	13	0.316	15	21	0.417	1	0	16.5	36	0.458											10	
C 37 Raquet, Mike	2	6	9	1	11	7	0.611	3	5	5	4	8	9	0.471	19	16	0.543	1	1	24.5	35	0.700											10	
C 38 Bumpass, Cade	2	2	1	3	3	5	0.375	2	3	2	2	4	5	0.444	7	10	0.412	0	1	10.5	17	0.618											5	
C4/ DD-214	25	41	24	42	49	83	0.371	12	21	13	20	25	41	0.379	99	165	0.375	6	0	132.0	264	0.500												
C 40 Hunsberger, Jim	1	3	1	2	2	5	0.286	1	4	4	2	5	6	0.455	7	11	0.389	0	0	8.5	18	0.472											8	
C 41 Guenther, George	4	4	5	3	9	7	0.563	3	5	4	4	7	9	0.438	16	16	0.500	0	0	23.5	32	0.734											8	
C 42 Gabry, Greg	2	6	3	5	5	11	0.313	3	7	5	4	8	11	0.421	13	22	0.371	1	0	8.5	35	0.243											10	
C 43 Brody, Kevin	2	5	0	8	2	13	0.133	1	4	1	6	2	10	0.167	4	23	0.148	1	0	8.0	27	0.296											9	
C 44 Beaird, Tommy	8	3	7	4	15	7	0.682	7	4	7	4	14	8	0.636	29	15	0.659	1	0	42.5	44	0.966											11	
C 45 Limerick, Jeremy	3	2	3	2	6	4	0.600	2	3	0	5	2	8	0.200	8	12	0.400	0	0	11.5	20	0.575											5	
C 46 Jones, Jeff	2	5	0	5	2	10	0.167	1	4	3	3	4	7	0.364	6	17	0.261	1	0	5.5	23	0.239											7	
C 47 Owen, Hal	3	4	2	6	5	10	0.333	2	5	0	5	2	10	0.167	7	20	0.259	1	0	7.0	27	0.259											8	
C 48 Klein, Norm	0	0	0	0	0	0	---	0	0	0	0	0	0	---	0	0	---	0	0	0.0	0	---											0	
C 49 Thomas, Joe "Antique"	0	9	3	7	3	16	0.158	4	6	2	7	6	13	0.316	9	29	0.237	1	0	17.0	38	0.447											10	
C5/ Nine Lives	34	32	36	30	70	62	0.530	18	15	14	19	32	34	0.485	134	130	0.508	0	13	141.0	264	0.534												
C 50 Romanchek, David	5	4	5	4	10	8	0.556	5	2	8	2	13	4	0.765	23	12	0.657	0	2	17.0	35	0.486											10	
C 51 Smith, Butch	2	7	3	4	5	11	0.313	4	4	2	6	6	10	0.375	11	21	0.344	0	1	8.0	32	0.250											9	
C 52 Copple, Matthew	7	3	8	1	15	4	0.789	6	3	4	5	10	8	0.556	25	12	0.676	0	2	23.0	37	0.622											10	
C 53 Mays, John	4	7	6	2	10	9	0.526	5	5	3	6	8	11	0.421	18	20	0.474	0	2	16.0	38	0.421											11	
C 54 Keever, David	0	1	2	4	2	5	0.286	1	3	0	2	1	5	0.167	3	10	0.231	0	2	3.0	13	0.231											6	
C 55 Smith, Tyler	5	5	1	5	6	10	0.375	4	5	2	7	6	12	0.333	12	22	0.353	0	2	22.0	34	0.647											10	
C 56 Gibson, Jack	5	1	2	4	7	5	0.583	2	2	3	2	5	4	0.556	12	9	0.571	0	0	15.0	21	0.714											5	
C 57 Porcelli, Robb	5	2	5	1	10	3	0.769	3	3	4	2	7	5	0.583	17	8	0.680	0	2	16.5	25	0.660											7	
C 58 Fitzgerald, Dennis	1	2	4	5	5	7	0.417	6	3	2	6	8	9	0.471	13	16	0.448	0	0	20.5	29	0.707												9
C6/ Off Constantly-Reboot	32	34	29	37	61	71	0.462	17	16	18	15	35	31	0.530	131	133	0.496	0	0	121.0	264	0.458												
C 60 Roberts, Mike	2	3	1	4	3	7	0.300	3	1	1	3	4	4	0.500	7	11	0.389	0	0	2.5	18	0.139											5	
C 61 Kubel, Nicole	3	6	4	4	7	10	0.412	4	6	5	5	9	11	0.450	16	21	0.432	0	0	14.5	37	0.392												10
C 62 Tuffillaro, Lou	6	2	3	5	9	7	0.563	5	3	3	4	8	7	0.533	17	14	0.548	0	0	24.0	31	0.774												8
C 63 Azevedo, Angelo	3	2	5	3	8	5	0.615	3	5	6	1	9	6	0.600	17	11	0.607	0																

		Singles 301		Singles Cricket		Singles Record		Singles Win %age		Doubles Cricket		Doubles 501		Doubles Record		Doubles Win %age		Sngls + Dbls Record		Sngls + Dbls Win %age		Tiebreaker Ws		Tiebreaker Ls		All-Star Points		Games Played		All-Star Point Average		Matches Played	
D1/ BullsHit		34	32	39	27	73	59	0.553	22	11	15	18	37	29	0.561	147	117	0.557	0	8	148.5	264	0.563										
D 10	Long, Gary	7	4	6	5	13	9	0.591	7	2	3	5	10	7	0.588	23	16	0.590	0	1	22.0	39	0.564	11									
D 11	Gardner, Mike	5	4	6	3	11	7	0.611	5	5	5	4	10	9	0.526	21	16	0.568	0	1	21.5	37	0.581	11									
D 12	Ellington, Dave	1	6	3	3	4	9	0.308	4	5	3	5	7	10	0.412	11	19	0.367	0	1	9.0	30	0.300	10									
D 13	Morin, Deane "Dino"	1	3	1	6	2	9	0.182	2	1	2	4	4	5	0.444	6	14	0.300	0	1	6.5	20	0.325	8									
D 14	Williams, Denwood	6	3	3	4	9	7	0.563	7	0	4	6	11	6	0.647	20	13	0.606	0	1	17.0	33	0.515	10									
D 15	Schroll, Jake	3	3	4	2	7	5	0.583	5	1	3	2	8	3	0.727	15	8	0.652	0	1	10.5	23	0.457	7									
D 16	Long, Robert	4	4	7	0	11	4	0.733	4	5	3	2	7	7	0.500	18	11	0.621	0	1	13.0	29	0.448	9									
D 17	Reece, Robert	2	0	0	2	2	2	0.500	1	1	2	2	3	3	0.500	5	5	0.500	0	0	4.0	10	0.400	4									
D 18	Jones, Dustin	5	5	9	2	14	7	0.667	9	2	5	6	14	8	0.636	28	15	0.651	0	1	45.0	43	1.047	11									
D2/ Rif Raf		31	35	44	22	75	57	0.568	21	12	17	16	38	28	0.576	151	113	0.572	0	9	126.0	264	0.477										
D 20	Gartner, Brian	1	6	0	1	1	7	0.125	0	1	2	4	2	5	0.286	3	12	0.200	0	1	2.0	15	0.133	10									
D 21	St. Clair, Matt	3	7	1	1	4	8	0.333	4	3	0	6	4	9	0.308	8	17	0.320	0	1	10.0	25	0.400	10									
D 22	Diamond, Paddy	3	0	7	4	10	4	0.714	4	5	2	7	6	12	0.333	16	16	0.500	0	1	7.0	32	0.219	11									
D 23	Byrne, Matt	3	4	6	3	9	7	0.563	7	3	6	3	13	6	0.684	22	13	0.629	0	1	15.5	35	0.443	10									
D 24	Shorrock, Will	5	4	8	3	13	7	0.650	4	5	3	5	7	10	0.412	20	17	0.541	0	1	20.0	37	0.541	11									
D 25	Reid, Chris	1	2	2	2	3	4	0.429	3	1	4	1	7	2	0.778	10	6	0.625	0	1	10.5	16	0.656	5									
D 26	Zelmer, Tom	1	5	1	1	2	6	0.250	0	0	3	2	3	2	0.600	5	8	0.385	0	1	3.5	13	0.269	7									
D 27	Piquet, David	5	5	6	5	11	10	0.524	9	2	6	2	15	4	0.789	26	14	0.650	0	1	18.5	40	0.463	11									
D 28	Winters, Tom "Tiny"	8	2	11	0	19	2	0.905	8	3	6	2	14	5	0.737	33	7	0.825	0	1	33.0	40	0.825	11									
D 29	Howsare, Patrick	1	0	2	2	3	2	0.600	3	1	2	0	5	1	0.833	8	3	0.727	0	0	6.0	11	0.545	4									
D3/ Hump Day!		33	33	28	38	61	71	0.462	8	25	12	21	20	46	0.303	101	163	0.383	6	6	107.5	264	0.407										
D 30	Deemer, Randy	6	2	8	2	14	4	0.778	3	7	2	6	5	13	0.278	19	17	0.528	1	1	19.5	36	0.542	10									
D 31	Todd, Patrick	5	5	1	7	6	12	0.333	3	5	5	4	8	9	0.471	14	21	0.400	1	0	13.5	35	0.386	10									
D 32	McEwen, William	5	4	4	7	9	11	0.450	4	7	4	7	8	14	0.364	17	25	0.405	1	1	16.0	42	0.381	11									
D 33	Krestalude, Andy	6	3	6	3	12	6	0.667	2	7	4	5	6	12	0.333	18	18	0.500	1	1	26.0	36	0.722	9									
D 34	Bush, Jim	2	6	4	2	6	8	0.429	1	7	4	4	5	11	0.313	11	19	0.367	1	1	9.5	30	0.317	9									
D 35	Moore, Mark	2	3	0	6	2	9	0.182	1	4	1	4	2	8	0.200	4	17	0.190	0	0	2.0	21	0.095	7									
D 36	Rutten, Pete	4	6	1	7	5	13	0.278	1	6	1	7	2	13	0.133	7	26	0.212	1	1	8.0	33	0.242	10									
D 37	Budd, Shawn	3	4	4	4	7	8	0.467	1	7	3	5	4	12	0.250	11	20	0.355	0	1	13.0	31	0.419	8									
D4/ Methodical Insurrection		36	30	28	38	64	68	0.485	18	15	19	14	37	29	0.561	138	126	0.523	7	0	106.5	264	0.403										
D 40	Neill, Gregory	7	5	6	2	13	7	0.650	6	3	7	4	13	7	0.650	26	14	0.650	1	0	16.5	40	0.413	11									
D 41	Venable, Mike	8	3	5	5	13	8	0.619	6	1	9	2	15	3	0.833	28	11	0.718	1	0	24.0	39	0.615	11									
D 42	Wilson, John	3	4	4	4	7	8	0.467	4	4	3	5	7	9	0.438	14	17	0.452	1	0	16.5	31	0.532	8									
D 43	Wilson, Chris	2	5	1	3	3	8	0.273	3	4	2	3	5	7	0.417	8	15	0.348	0	0	7.0	23	0.304	7									
D 44	Sweet, Jim	4	6	2	8	6	14	0.300	5	6	6	2	11	8	0.579	17	22	0.436	1	0	16.5	39	0.423	10									
D 45	Sweet, Phyllis	6	0	3	5	9	5	0.643	4	4	7	1	11	5	0.688	20	10	0.667	1	0	9.0	30	0.300	8									
D 46	Brady, Michelle	1	3	2	6	3	9	0.250	2	4	2	3	4	7	0.364	7	16	0.304	1	0	5.5	23	0.239	8									
D 47	Stephenson, Scott	2	1	0	3	2	4	0.333	2	2	0	3	2	5	0.286	4	9	0.308	0	0	5.0	13	0.385	4									
D 48	Watkins, Lucas	2	0	2	0	4	0	1.000	0	2	0	2	0	4	0.000	4	4	0.500	1	0	2.5	8	0.313	2									
D 49	Hamilton, Josh	1	3	3	2	4	5	0.444	4	0	2	3	6	3	0.667	10	8	0.556	0	0	4.0	18	0.222	5									
D5/ Cheap Shots		32	34	24	42	56	76	0.424	12	21	16	17	28	38	0.424	112	152	0.424	0	7	116.0	264	0.439										
D 50	Buckman, Dave	9	3	4	6	13	9	0.591	4	8	6	5	10	13	0.435	23	22	0.511	0	1	23.0	45	0.511	11									
D 51	Burney, Gary	7	4	7	4	14	8	0.636	2	8	5	4	7	12	0.368	21	20	0.512	0	1	18.0	41	0.439	11									
D 52	Hindle, Mike	4	5	6	3	10	8	0.556	5	5	3	7	8	12	0.400	18	20	0.474	0	1	20.0	38	0.526	9									
D 53	Witz, Steve	3	2	4	4	7	6	0.538	4	6	7	3	11	9	0.550	18	15	0.545	0	1	20.5	33	0.621	10									
D 54	James, Bob	3	3	0	7	3	10	0.231	2	3	4	2	6	5	0.545	9	15	0.375	0	1	10.5	24	0.438	7									
D 55	McMillan, Bill	1	7	0	6	1	13	0.071	2	5	1	4	3	9	0.250	4	22	0.154	0	0	2.5	26	0.096	8									
D 56	Sellers, Mark	0	1	0	1	0	2	0.000	0	1	1	0	1	1	0.500	1	3	0.250	0	0	3.5	4	0.875	1									
D 57	Clark, Bryce	4	6	3	7	7	13	0.350	4	6	4	6	8	12	0.400	15	25	0.375	0	1	13.0	40	0.325	11									
D 58	Britt, Jacob	1	3	0	4	1	7	0.125	1	0	1	3	2	3	0.400	3	10	0.231	0	1	5.0	13	0.385	4									
D6/ Darty Sanchez		33	33	35	31	68	64	0.515	17	16	19	14	36	30	0.545	140	124	0.530	6	0	95.0	264	0.360										
D 60	Trefzger, Mike	5	6	3	5	8	11	0.421	4	6	6	5	10	11	0.476	18	22	0.450	1	0	5.5	40	0.138	11									
D 61	Trefzger, Eric	7	3	8	2	15	5	0.750	6	4	6	3	12	7	0.632	27	12	0.692	1	0	16.5	39	0.423	10									
D 62	Maierhofer, Sean	2	2	1	4	3	6	0.333	2	2	2	1	4	3	0.571	7	9	0.438	0	0	2.0	16	0.125	6									
D 63	Gaodrigh, Brett	4	5	3	5	7	10	0.412	4	3	6	3	10	6	0.625	17	16	0.515	1	0	13.0	33	0.394	9									
D 64	Wernet, Brad	4	3	2	4	6	7	0.46																									

	Singles 301		Singles Cricket		Singles Record		Singles Win %age		Doubles Cricket		Doubles 501		Doubles Record		Doubles Win %age		Sngls + Dbls Record		Sngls + Dbls Win %age		Tiebreaker Ws		Tiebreaker Ls		All-Star Points		Games Played		All-Star Point Average		Matches Played	
E1/ Shark Shooters	28	38	20	46	48	84	0.364	11	22	15	18	26	40	0.394	100	164	0.379	6	5	62.0	264	0.235										
E 10 Stacy, Michelle	5	3	3	5	8	8	0.500	4	3	3	5	7	8	0.467	15	16	0.484	1	1	3.5	31	0.113	10									
E 11 Stacy, Rod	1	8	3	7	4	15	0.211	2	7	2	8	4	15	0.211	8	30	0.211	1	1	11.5	38	0.303	10									
E 12 Mitchell, Liz	5	3	0	4	5	7	0.417	3	4	2	3	5	7	0.417	10	14	0.417	1	0	7.5	24	0.313	8									
E 13 Lane, Tim	2	1	1	2	3	3	0.500	0	3	2	0	2	3	0.400	5	6	0.455	0	0	3.0	11	0.273	3									
E 14 Mercer, Dave	4	6	3	8	7	14	0.333	2	7	5	5	7	12	0.368	14	26	0.350	1	1	8.5	40	0.213	10									
E 15 Moger, Elizabeth	3	7	2	7	5	14	0.263	2	10	6	6	8	16	0.333	13	30	0.302	1	1	4.0	43	0.093	11									
E 16 Graber, Shawn	5	5	6	5	11	10	0.524	6	5	4	6	10	11	0.476	21	21	0.500	1	1	11.5	42	0.274	11									
E 17 Gibson, Thomas "TA"	2	1	1	4	3	5	0.375	2	3	3	2	5	5	0.500	8	10	0.444	0	0	11.5	18	0.639	5									
E 18 Voorhees, Cindy	1	4	1	4	2	8	0.200	1	2	3	1	4	3	0.571	6	11	0.353	0	0	1.0	17	0.059	5									
E2/ Sharky's Machine	32	40	38	34	70	74	0.486	17	19	15	21	32	40	0.444	134	154	0.465	6	7	84.0	288	0.292										
E 20 Bateman, Jimmy	5	6	6	7	11	13	0.458	6	6	5	9	11	15	0.423	22	28	0.440	1	1	11.0	50	0.220	12									
E 21 Allison, Frank	2	1	2	2	4	3	0.571	0	2	1	3	1	5	0.167	5	8	0.385	0	1	2.0	13	0.154	4									
E 22 Borgia, Pete	3	6	5	5	8	11	0.421	7	3	5	3	12	6	0.667	20	17	0.541	1	1	16.5	37	0.446	9									
E 23 Barrett, Darren	5	3	6	2	11	5	0.688	6	2	6	1	12	3	0.800	23	8	0.742	0	1	6.5	31	0.210	8									
E 24 Schaefer, Dan	2	5	1	4	3	9	0.250	3	5	3	4	6	9	0.400	9	18	0.333	1	1	4.0	27	0.148	7									
E 25 Kruger, Lonny	4	4	6	2	10	6	0.625	4	5	3	6	7	11	0.389	17	17	0.500	1	1	13.0	34	0.382	9									
E 26 Schaefer, John	5	6	10	2	15	8	0.652	6	5	3	7	9	12	0.429	24	20	0.545	1	0	24.0	44	0.545	11									
E 27 Schaefer, Michael	4	6	2	6	6	12	0.333	2	6	3	6	5	12	0.294	11	24	0.314	1	1	6.0	35	0.171	9									
E 28 Fink, Scott	2	3	0	4	2	7	0.222	0	4	1	3	1	7	0.125	3	14	0.176	0	0	1.0	17	0.059	4									
E3/ Red-eye Rangers	43	23	35	31	78	54	0.591	19	14	21	12	40	26	0.606	158	106	0.598	6	0	106.0	264	0.402										
E 30 Kunes, Joe	5	5	1	7	6	12	0.333	4	5	6	4	10	9	0.526	16	21	0.432	1	0	8.0	37	0.216	11									
E 31 Rouse, Chuck	1	5	0	5	1	10	0.091	0	5	2	4	2	9	0.182	3	19	0.136	1	0	6.5	22	0.295	8									
E 32 Barnes, Will	9	1	7	3	16	4	0.800	9	1	8	2	17	3	0.850	33	7	0.825	1	0	28.0	40	0.700	10									
E 33 Kirkpatrick, Scott	8	3	8	3	16	6	0.727	8	3	10	1	18	4	0.818	34	10	0.773	1	0	28.0	44	0.636	11									
E 34 Raper, Jeromie	6	1	3	4	9	5	0.643	3	5	3	5	6	10	0.375	15	15	0.500	1	0	5.5	30	0.183	10									
E 35 Powell, Mark	4	6	8	2	12	8	0.600	5	4	5	3	10	7	0.588	22	15	0.595	1	0	9.5	37	0.257	10									
E 36 Robertson, Chris	8	2	8	2	16	4	0.800	7	3	7	3	14	6	0.700	30	10	0.750	0	0	19.5	40	0.488	10									
E 37 Mitchell, Bill	2	0	0	5	2	5	0.286	2	2	1	2	3	4	0.429	5	9	0.357	0	0	1.0	14	0.071	5									
E 38 Robertson, Phil	0	0	0	0	0	0	---	0	0	0	0	0	0	---	0	0	---	0	0	0.0	0	---	0									
E4/ Menace 2 Sobriety	34	32	41	25	75	57	0.568	21	12	16	17	37	29	0.561	149	115	0.564	6	0	100.5	264	0.381										
E 40 White, J.J.	10	1	9	3	19	4	0.826	10	1	6	4	16	5	0.762	35	9	0.795	1	0	30.0	44	0.682	11									
E 41 Johnson, Dave	4	4	4	5	8	9	0.471	4	5	5	3	9	8	0.529	17	17	0.500	1	0	11.0	34	0.324	10									
E 42 Price, Brady	6	3	6	2	12	5	0.706	4	4	6	3	10	7	0.588	22	12	0.647	1	0	11.5	34	0.338	9									
E 43 Bouchard, Keith	5	5	9	2	14	7	0.667	10	1	7	5	17	6	0.739	31	13	0.705	1	0	16.5	44	0.375	11									
E 44 Gartland, James	1	6	3	2	4	8	0.333	4	2	2	5	6	7	0.462	10	15	0.400	1	0	7.0	25	0.280	7									
E 45 Rogers, Spencer	2	6	3	2	5	8	0.385	5	2	2	4	7	6	0.538	12	14	0.462	0	0	3.0	26	0.115	8									
E 46 Baker, Dennis	5	6	5	4	10	10	0.500	3	6	2	9	5	15	0.250	15	25	0.375	1	0	11.5	40	0.288	11									
E 47 McCartney, Eric	1	1	2	5	3	6	0.333	2	3	2	1	4	4	0.500	7	10	0.412	0	0	10.0	17	0.588	7									
E5/ That's What She Said	30	36	29	37	59	73	0.447	15	18	18	15	33	33	0.500	125	139	0.473	0	0	89.0	264	0.337										
E 50 Caldwell, Taylor	4	6	1	9	5	15	0.250	4	6	4	6	8	12	0.400	13	27	0.325	0	0	11.0	40	0.275	10									
E 51 Knight, Romuald	8	2	6	4	14	6	0.700	5	5	5	5	10	10	0.500	24	16	0.600	0	0	11.0	40	0.275	10									
E 52 Moulden, Jeremy	0	3	2	1	2	4	0.333	0	2	0	1	0	3	0.000	2	7	0.222	0	0	4.0	9	0.444	3									
E 53 Tanella, Michael	5	3	6	2	11	5	0.688	5	3	6	3	11	6	0.647	22	11	0.667	0	0	13.5	33	0.409	8									
E 54 Adams, Doug	3	1	4	2	7	3	0.700	3	3	2	4	5	7	0.417	12	10	0.545	0	0	6.5	22	0.295	6									
E 55 McDavid, Craig	5	6	3	7	8	13	0.381	6	3	9	2	15	5	0.750	23	18	0.561	0	0	13.5	41	0.329	10									
E 56 Smith, Ron "Captain"	1	8	3	6	4	14	0.222	3	7	5	4	8	11	0.421	12	25	0.324	0	0	12.5	37	0.338	10									
E 57 Frederickson, Justine	1	5	1	3	2	8	0.200	1	3	1	4	2	7	0.222	4	15	0.211	0	0	3.0	19	0.158	5									
E 58 Eatock, Andrew	3	2	3	3	6	5	0.545	3	4	4	1	7	5	0.583	13	10	0.565	0	0	14.0	23	0.609	6									
E 59 Breeden, Tim	0	0	0	0	0	0	---	0	0	0	0	0	0	---	0	0	---	0	0	0.0	0	---	0									
E6/ Irish Ton	33	33	38	28	71	61	0.538	17	16	18	15	35	31	0.530	141	123	0.534	0	14	90.0	264	0.341										
E 60 Cominole, Jeremy	7	2	7	2	14	4	0.778	3	6	6	2	9	8	0.529	23	12	0.657	0	2	14.5	35	0.414	9									
E 61 Yarsawich, Brian	3	5	1	6	4	11	0.267	4	2	5	2	9	4	0.692	13	15	0.464	0	2	6.0	28	0.214	8									
E 62 Clement, Dawn	1	6	2	5	3	11	0.214	4	3	3	4	7	7	0.500	10	18	0.357	0	2	0.0	28	0.000	11									
E 63 Greene, Felicia	0	7	1	5	1	12	0.077	0	5	3	5	3	10	0.231	4	22	0.154	0	2	0.0	26	0.000	10									
E 64 Rossbach, Mark	3	2	7	1	10	3	0.769	5	3	4	3	9	6	0.600	19	9	0.679	0	1	14.0	28	0.500	8									
E 65 Finney, Dave	9	0	10	0	19	0	1.000	7	3	6	4	13	7	0.650	32	7	0.821	0	1	35.0	39	0.897	10									
E 66 Ball, Pat	4	7	7	4	11	11	0.500	7	4	7	2	14	6	0.700	25	17	0															

	Singles	301	Singles	Cricke	Singles	Record	Singles Win %-age	Doubles	Cricke	Doubles	501	Doubles	Record	Doubles Win %-age	Sngls + Dbls	Record	Sngls + Dbls Win %-age	Trebreaker Ws	Trebreaker Ls	All-Star Points	Games Played	All-Star Point Average	Matches Played
F1/ Fayetteville Street	25	47	23	49	48	96	0.333	12	24	12	24	24	48	0.333	96	192	0.333	0	0	73.0	288	0.253	
F 10 Updyke, Gerald	5	1	2	6	7	7	0.500	4	4	5	4	9	8	0.529	16	15	0.516	0	0	7.5	31	0.242	10
F 11 Ferraro, Kimberly	1	6	2	6	3	12	0.200	2	5	3	7	5	12	0.294	8	24	0.250	0	0	11.0	32	0.344	11
F 12 Heath, John	6	5	7	3	13	8	0.619	5	5	4	3	9	8	0.529	22	16	0.579	0	0	13.5	38	0.355	11
F 13 Lang, John	1	7	1	6	2	13	0.133	4	6	2	4	6	10	0.375	8	23	0.258	0	0	4.0	31	0.129	10
F 14 Pender, Aime	3	5	0	4	3	9	0.250	3	5	5	5	8	10	0.444	11	19	0.367	0	0	7.0	30	0.233	10
F 15 Pulliam, Keri	1	5	0	8	1	13	0.071	0	5	2	5	2	10	0.167	3	23	0.115	0	0	1.0	26	0.038	9
F 16 Smith, Chris	4	7	3	7	7	14	0.333	1	7	1	7	2	14	0.125	9	28	0.243	0	0	12.5	37	0.338	11
F 17 Winkler, Brad	2	5	5	4	7	9	0.438	2	5	1	7	3	12	0.200	10	21	0.323	0	0	7.5	31	0.242	10
F 18 Wrenn, Cameron	2	6	3	5	5	11	0.313	3	6	1	6	4	12	0.250	9	23	0.281	0	0	9.0	32	0.281	9
F2/ Death Throw	49	29	49	29	98	58	0.628	26	13	25	14	51	27	0.654	200	112	0.641	0	0	134.5	312	0.431	
F 20 Willis, Tolson	9	4	5	8	14	12	0.538	9	4	6	7	15	11	0.577	29	23	0.558	0	0	13.5	52	0.260	13
F 21 Bosier, Sean	6	7	10	3	16	10	0.615	9	4	6	7	15	11	0.577	31	21	0.596	0	0	18.5	52	0.356	13
F 22 Mathews, Dave	6	4	6	6	12	10	0.545	8	5	10	3	18	8	0.692	30	18	0.625	0	0	26.5	48	0.552	13
F 23 Willis, Angie	0	1	0	0	0	1	0.000	0	0	0	1	0	1	0.000	0	2	0.000	0	0	0.0	2	0.000	2
F 24 Mathews, Olivia	7	6	10	3	17	9	0.654	8	5	9	3	17	8	0.680	34	17	0.667	0	0	34.0	51	0.667	13
F 25 Willis, Bladen	2	0	2	3	4	3	0.571	1	0	4	0	5	0	1.000	9	3	0.750	0	0	5.0	12	0.417	6
F 26 Bradshaw, Tyler	10	3	7	2	17	5	0.773	8	4	8	3	16	7	0.696	33	12	0.733	0	0	18.5	45	0.411	13
F 27 Fortune, Chase	9	4	9	4	18	8	0.692	9	4	7	4	16	8	0.667	34	16	0.680	0	0	18.5	50	0.370	13
F3/ Your Cork is Showing	34	44	28	50	62	94	0.397	15	24	16	23	31	47	0.397	124	188	0.397	0	6	79.5	312	0.255	
F 30 Jeffcoat, Angela	4	8	0	13	4	21	0.160	3	9	4	9	7	18	0.280	11	39	0.220	0	1	8.0	50	0.160	11
F 31 Fleener, Michael	4	7	5	7	9	14	0.391	6	4	4	6	10	10	0.500	19	24	0.442	0	1	13.0	43	0.302	10
F 32 Dunleavy, John	1	0	0	1	1	1	0.500	0	1	0	1	0	2	0.000	1	3	0.250	0	0	0.0	4	0.000	1
F 33 Bither, Dana	8	2	10	1	18	3	0.857	6	5	6	6	12	11	0.522	30	14	0.682	0	1	20.5	44	0.466	11
F 34 Stumpf, Robert	4	8	5	7	9	15	0.375	3	9	6	5	9	14	0.391	18	29	0.383	0	1	11.5	47	0.245	11
F 35 Ackerman, Travis	0	0	0	0	0	0	---	0	0	0	0	0	0	---	0	0	---	0	0	0.0	0	---	0
F 36 Bass, Shannon	2	10	3	7	5	17	0.227	4	8	3	7	7	15	0.318	12	32	0.273	0	1	13.0	44	0.295	10
F 37 Amarante, John	9	5	4	9	13	14	0.481	7	7	7	7	14	14	0.500	27	28	0.491	0	1	11.0	55	0.200	13
F 38 Farrow, Brian	2	4	1	5	3	9	0.250	1	5	2	5	3	10	0.231	6	19	0.240	0	0	2.5	25	0.100	6
F4/ Dart Side of the Moon	40	38	48	30	88	68	0.564	18	21	21	18	39	39	0.500	166	146	0.532	0	6	119.0	312	0.381	
F 40 Cornell, Blaine	4	5	0	2	4	7	0.364	1	5	3	5	4	10	0.286	8	17	0.320	0	1	2.0	25	0.080	11
F 41 Millius, Mike	12	0	11	1	23	1	0.958	9	3	9	3	18	6	0.750	41	7	0.854	0	1	28.5	48	0.594	12
F 42 Furdon, Matt	6	6	8	5	14	11	0.560	6	5	6	5	12	10	0.545	26	21	0.553	0	1	23.5	47	0.500	13
F 43 Wilberg, Chelsea	5	8	8	5	13	13	0.500	5	5	5	7	10	12	0.455	23	25	0.479	0	1	18.0	48	0.375	13
F 44 Toko, Jeff	6	2	7	5	13	7	0.650	5	6	7	4	12	10	0.545	25	17	0.595	0	1	13.0	42	0.310	12
F 45 Tisdale, Brian	3	4	4	5	7	9	0.438	4	7	4	4	8	11	0.421	15	20	0.429	0	1	9.0	35	0.257	12
F 46 Wilson, Misty	1	12	0	1	1	13	0.071	1	1	4	4	5	5	0.500	6	18	0.250	0	0	1.5	24	0.063	13
F 47 Wilson, Jonathan	3	1	10	3	13	4	0.765	5	8	4	4	9	12	0.429	22	16	0.579	0	0	21.5	38	0.566	13
F 48 Metivier, Sam	0	0	0	0	0	0	---	0	0	0	0	0	0	---	0	0	---	0	0	0.0	0	---	0
F 49 Taylor, Rick	0	0	0	3	0	3	0.000	0	2	0	0	0	2	0.000	0	5	0.000	0	0	2.0	5	0.400	3
F5/ Bangin The Wire	37	41	37	41	74	82	0.474	25	14	17	22	42	36	0.538	158	154	0.506	7	0	93.5	312	0.300	
F 50 Williams, Kelsey	2	10	0	3	2	13	0.133	2	5	0	2	2	7	0.222	4	20	0.167	1	0	1.0	24	0.042	12
F 51 Prosser, Brad	4	3	5	8	9	11	0.450	7	2	2	11	9	13	0.409	18	24	0.429	1	0	23.5	42	0.560	13
F 52 White, John	9	4	9	4	18	8	0.692	11	2	4	5	15	7	0.682	33	15	0.688	1	0	18.0	48	0.375	13
F 53 Bowen, Andy	7	3	8	3	15	6	0.714	6	3	7	3	13	6	0.684	28	12	0.700	1	0	21.5	40	0.538	11
F 54 Port, Brian	2	7	3	6	5	13	0.278	6	2	4	4	10	6	0.625	15	19	0.441	0	0	8.5	34	0.250	11
F 55 Stark, Parker	4	4	5	3	9	7	0.563	5	3	2	3	7	6	0.538	16	13	0.552	1	0	6.0	29	0.207	10
F 56 Owens, Joslin	3	3	0	5	3	8	0.273	1	2	2	7	3	9	0.250	6	17	0.261	1	0	0.0	23	0.000	11
F 57 Foote, Patrick	4	1	4	1	8	2	0.800	4	1	5	1	9	2	0.818	17	4	0.810	0	0	7.5	21	0.357	6
F 58 Ferri, Chris	2	2	2	5	4	7	0.364	1	5	4	3	5	8	0.385	9	15	0.375	0	0	4.0	24	0.167	7
F 59 Perkins, Heath	0	4	1	3	1	7	0.125	7	3	4	5	11	8	0.579	12	15	0.444	1	0	3.5	27	0.130	10
F6/ Y.N.T.A.	44	28	42	30	86	58	0.597	16	20	22	14	38	34	0.528	162	126	0.563	0	0	88.0	288	0.306	
F 60 Turner, Kevin	8	4	10	1	18	5	0.783	4	6	8	4	12	10	0.545	30	15	0.667	0	0	18.0	45	0.400	12
F 61 Ago, Alvin	0	1	2	2	2	3	0.400	0	4	1	3	1	7	0.125	3	10	0.231	0	0	3.5	13	0.269	5
F 62 Barletta, Phil	5	2	3	5	8	7	0.533	5	2	5	3	10	5	0.667	18	12	0.600	0	0	9.5	30	0.317	9
F 63 Ejlali, Shervin	5	4	3	5	8	9	0.471	4	5	6	3	10	8	0.556	18	17	0.514	0	0	7.5	35	0.214	11
F 64 Emerton, Eric	8	2	8	3	16	5	0.762	3	6	3	4	6	10	0.375	22	15	0.595	0	0	20.0	37	0.541	11
F 65 Hamer, Andrew	6	0	4	2	10	2	0.833	4	1	4	2	8	3	0.727	18	5	0.783	0	0	3.5	23	0.152	6
F 66 Martin, Claude	5	3	2	6	7	9	0.438	3	5	5	2	8	7	0.533	15	16	0.484	0	0	4.0	31	0.129	9
F 67 Nguyen, Henry	1	4	2	3	3	7	0.300	0	2	3	1	3	3	0.500	6	10	0.375	0	0	5.0	16	0.313	6
F 68 Scott, Kevin	1	4	2	0	3	4	0.429	4	3	4	2	8	5	0.615	11	9	0.550	0	0	3.5	20	0.175	7
F 69 Woodard, Dave	5	4	6	3	11	7	0.611	5	6	5	4	10	10	0.500	21	17	0.553	0	0	13.5	38	0.355	11
F7/ Kenny & the Jets	37	41	44	34	81	75	0.519	25	14	23	16	48	30	0.615	177	135	0.567	0	6	130.0	312	0.417	
F 70 Theall, Ken	4	7	3	5	7	12	0.368	5	2	4	2	9	4	0.692	16	16	0.500	0	1	2.5	32	0.078	11
F 71 Gagner, Chris	7	6	6	7	13	13	0.500	8	6	7	5	15	11	0.577	28	24	0.538	0	1	17.0	52	0.327	13
F 72 Dehnel, Sebastian	7	5	9	2	16	7	0.696	8	3	7	5	15	8	0.652	31	15	0.674	0	1	32.5	46	0.707	11
F 73 Blake, Rick	7	5	6	6	13	11	0.542	8	3	9	2												

		Singles		Singles		Singles		Singles Win		Doubles		Doubles		Doubles Win		Sngls + Dbls		Sngls + Dbls		Tiebreaker Ws		Tiebreaker Ls		All-Star		Games Played		All-Star Point		Matches	
		301		Cricket		Record	%-age	Cricket		501		Record	%-age	Record	%-age	Record	Win %-age	Tiebreaker Ws	Tiebreaker Ls	Points	Points	Average	Average	Played	Played	Played	Played	Played	Played		
G1/ Sofa Kings		48	24	49	23	97	47	0.674	26	10	21	15	47	25	0.653	191	97	0.663	7	0	105.0	288	0.365								
G 10	Keim, Roger	9	2	9	2	18	4	0.818	8	3	4	4	12	7	0.632	30	11	0.732	1	0	22.5	41	0.549	11							
G 11	Alcon, Tony	9	2	10	1	19	3	0.864	8	3	8	3	16	6	0.727	35	9	0.795	1	0	21.0	44	0.477	11							
G 12	Bozza, Doug	3	0	6	0	9	0	1.000	4	2	3	2	7	4	0.636	16	4	0.800	0	0	6.0	20	0.300	6							
G 13	Moore, Ken	9	1	1	1	10	2	0.833	4	3	3	3	7	6	0.538	17	8	0.680	1	0	6.5	25	0.260	11							
G 14	Plotkin, Jeremy	1	6	5	6	6	12	0.333	9	3	4	4	13	7	0.650	19	19	0.500	1	0	16.5	38	0.434	12							
G 15	Moore, Andrew	3	9	3	9	6	18	0.250	1	1	8	3	9	4	0.692	15	22	0.405	1	0	6.0	37	0.162	12							
G 16	Campbell, Aaron	8	2	7	1	15	3	0.833	9	2	6	5	15	7	0.682	30	10	0.750	1	0	10.5	40	0.263	11							
G 17	Rowe, Dan	6	2	8	3	14	5	0.737	9	3	6	6	15	9	0.625	29	14	0.674	1	0	16.0	43	0.372	12							
G2/ Shoot to Thrill		39	39	36	42	75	81	0.481	23	16	14	25	37	41	0.474	149	163	0.478	0	7	115.5	312	0.370								
G 20	Newton, Tammy	8	4	0	6	8	10	0.444	5	3	4	8	9	11	0.450	17	21	0.447	0	1	6.0	38	0.158	13							
G 21	Wissinger, Wes	6	6	9	3	15	9	0.625	7	3	3	6	10	9	0.526	25	18	0.581	0	1	23.0	43	0.535	13							
G 22	Beene, Ryan	6	6	5	6	11	12	0.478	5	6	4	6	9	12	0.429	20	24	0.455	0	1	15.5	44	0.352	13							
G 23	Newton, Ted	1	5	3	7	4	12	0.250	8	4	4	4	12	8	0.600	16	20	0.444	0	1	10.0	36	0.278	13							
G 24	Thompson, Barry	5	5	8	3	13	8	0.619	6	1	2	6	8	7	0.533	21	15	0.583	0	1	28.0	36	0.778	11							
G 25	Authur, Corwin	1	3	2	3	3	6	0.333	1	4	1	4	2	8	0.200	5	14	0.263	0	0	4.0	19	0.211	8							
G 26	Blanes, Silver	6	3	7	2	13	5	0.722	7	3	3	7	10	10	0.500	23	15	0.605	0	0	16.5	38	0.434	11							
G 27	Gentry, Ryan	5	6	0	5	5	11	0.313	2	5	4	6	6	11	0.353	11	22	0.333	0	1	6.5	33	0.197	11							
G 28	Thompson, Barry, Jr.	1	1	2	7	3	8	0.273	5	3	3	3	8	6	0.571	11	14	0.440	0	1	6.0	25	0.240	10							
G3/ Who Darted		34	44	42	36	76	80	0.487	15	24	24	15	39	39	0.500	154	158	0.494	7	0	107.0	312	0.343								
G 30	Fishbeck, Brent	7	6	7	6	14	12	0.538	5	9	7	5	12	14	0.462	26	26	0.500	1	0	24.0	52	0.462	13							
G 31	Kelly, Mike	8	2	7	4	15	6	0.714	5	6	8	3	13	9	0.591	28	15	0.651	1	0	24.0	43	0.558	11							
G 32	Garcia, Cinthya	3	9	2	8	5	17	0.227	3	9	7	5	10	14	0.417	15	31	0.326	1	0	2.0	46	0.043	13							
G 33	Rivera-Santiago, Joseph	2	4	5	2	7	6	0.538	1	6	4	2	5	8	0.385	12	14	0.462	1	0	6.5	26	0.250	7							
G 34	Cooper, Glenn	6	7	2	9	8	16	0.333	4	8	6	7	10	15	0.400	18	31	0.367	1	0	13.0	49	0.265	13							
G 35	Roach, Thomas	5	7	10	3	15	10	0.600	7	5	7	4	14	9	0.609	29	19	0.604	1	0	15.0	48	0.313	12							
G 36	Kuhar, Doug	3	9	9	4	12	13	0.480	5	5	9	4	14	9	0.609	26	22	0.542	1	0	22.5	48	0.469	13							
G4/ Projectile Dysfunction		30	42	35	37	65	79	0.451	16	20	15	21	31	41	0.431	127	161	0.441	0	8	87.0	288	0.302								
G 40	Iessi, Austin	4	6	3	8	7	14	0.333	4	6	2	6	6	12	0.333	13	26	0.333	0	1	9.0	39	0.231	11							
G 41	Vance, Hugh	6	5	7	3	13	8	0.619	5	6	5	4	10	10	0.500	23	18	0.561	0	1	26.0	41	0.634	11							
G 42	Dean, Jay	5	2	5	2	10	4	0.714	4	3	5	3	9	6	0.600	19	10	0.655	0	1	17.5	29	0.603	7							
G 43	Jimenez, Eduardo	0	7	5	4	5	11	0.313	4	5	5	6	9	11	0.450	14	22	0.389	0	1	8.5	36	0.236	11							
G 44	Tousley, Kristen	4	7	6	6	10	13	0.435	5	6	5	5	10	11	0.476	20	24	0.455	0	1	8.5	44	0.193	10							
G 45	Berglund, Mike	1	3	0	2	1	5	0.167	1	0	0	3	1	3	0.250	2	8	0.200	0	1	0.0	10	0.000	4							
G 46	Steiner, Tank	7	4	4	5	11	9	0.550	5	6	3	7	8	13	0.381	19	22	0.463	0	1	10.0	41	0.244	11							
G 47	Futreal, Jordan	3	8	5	7	8	15	0.348	4	8	5	8	9	16	0.360	17	31	0.354	0	1	7.5	48	0.156	12							
G5/ Rippin Darts		47	31	45	33	92	64	0.590	25	14	21	18	46	32	0.590	184	128	0.590	7	6	67.0	312	0.215								
G 50	Raymond, Erik	7	5	7	5	14	10	0.583	8	4	8	4	16	8	0.667	30	18	0.625	1	0	12.0	48	0.250	12							
G 51	McDonald, Chase	8	4	8	4	16	8	0.667	9	3	6	6	15	9	0.625	31	17	0.646	1	1	12.5	48	0.260	12							
G 52	Helton, Dakota	9	4	9	4	18	8	0.692	9	4	6	7	15	11	0.577	33	19	0.635	1	1	13.0	52	0.250	13							
G 53	Wood, Connor	5	7	7	5	12	12	0.500	8	4	7	5	15	9	0.625	27	21	0.563	1	1	12.0	48	0.250	12							
G 54	Gylfason, Thorbjorn	8	5	8	5	16	10	0.615	9	4	7	6	16	10	0.615	32	20	0.615	1	1	11.0	52	0.212	13							
G 55	Kirk, Dylan	5	6	0	3	5	9	0.357	1	2	6	5	7	7	0.500	12	16	0.429	1	1	1.5	28	0.054	11							
G 56	Minella, Brandon	3	0	5	7	8	7	0.533	6	5	2	2	8	7	0.533	16	14	0.533	1	0	3.5	30	0.117	12							
G 57	Cleary, Kendall	1	0	0	0	1	0	1.000	0	1	0	0	0	1	0.000	1	1	0.500	0	0	0.0	2	0.000	1							
G 58	Sugg, Bailey	1	0	1	0	2	0	1.000	0	1	0	1	0	2	0.000	2	2	0.500	0	1	1.5	4	0.375	1							
G6/ We're Sexy & We Throw It		29	49	23	55	52	104	0.333	11	28	18	21	29	49	0.372	110	202	0.353	0	0	65.5	312	0.210								
G 60	McNamara, Ken	5	6	12	0	17	6	0.739	8	4	7	4	15	8	0.652	32	14	0.696	0	0	28.0	46	0.609	12							
G 61	McNamara, Karen	3	8	0	2	3	10	0.231	1	2	4	7	5	9	0.357	8	19	0.296	0	0	1.0	27	0.037	11							
G 62	Ross, Anne	2	5	2	8	4	13	0.235	3	6	5	3	8	9	0.471	12	22	0.353	0	0	6.5	34	0.191	11							
G 63	Bohanan, Heather	3	6	0	10	3	16	0.158	1	9	4	6	5	15	0.250	8	31	0.205	0	0	8.0	39	0.205	13							
G 64	Crawford, Neal	4	6	3	6	7	12	0.368	2	7	1	5	3	12	0.200	10	24	0.294	0	0	8.5	34	0.250	11							
G 65	Morlando, Jim	2	2	1	7	3	9	0.250	1	7	6	3	7	10	0.412	10	19	0.345	0	0	2.0	29	0.069	9							
G 66	Coggins, Leigh	1	10	1	4	2	14	0.125	2	5	4	3	6	8	0.429	8	22	0.267	0	0	0.0	30	0.000	11							
G 67	Mattson, Eric	4	1	1	3	5	4	0.556	0	4	0	3	0	7	0.000	5	11	0.313	0	0	5.5	16	0.344	6							
G 68	VanLienen, Dawn	0	1	0	8	0	9	0.000	2	4	0	4	2	8	0.200	2	17	0.105	0	0	1.5	19	0.079	9							
G 69	Jones, Mike	5	4	3	7	8	11	0.421	2	8	5	4	7	12	0.368	15	23	0.395	0	0	4.5	38	0.118	11							
G7/ Village Idiots		50	28	53	25	103	53	0.660	23	16	26	13	49	29	0.628	201	111	0.644	0	0	112.5	312	0.361								
G 70	Hartley, Barron	7	6	3	3	10	9	0.526	5	6	6	3	11	9	0.550	21	18														