



TONS OF NEWSLETTER

The Spring Session of the Raleigh Dart League for the Banquet, Saturday, May 20, 2023 Issue #JK848

The "Day That We Finally Name Some Names And Bestow Some Top Honors" Edition

TOURNAMENT WINNERS

"A" Division - *The Global Element* (12+-12)

It's Element. It's Bullies. Of course it's 1001. Duh. A smart man would've bet on a tie. Even in a match that wasn't necessarily our best, there were still piles of huge shots and clutch finishes, with Stevie Phillips's double-20 sealing the deal in a 43-dart tiebreaker.

"B" Division - *Why So Serious?* (13-9)

Things started to feel a little dicey for Serious late in the season (seriously, a flat-out forfeit?), but in the end they still complete the season/tournament double, ending Iceman's upset run in the final.

"C" Division - *Show Me Your Tips* (14-4)

After a season in which they lost a third of their matches, dumping both of their last two, and having to outlast another 8-4 team for the season crown, Show Me puts it all together in the tournament, thumping Sanchez in the only final that didn't reach 501 this season.

"D" Division - *One Armed Bandits* (14-10)

In their third nailbiter matchup of the season, the Bandits squeeze past Off Constantly in the final, after having rolled through their first two tournament matches (clinching each in the first 501 set).

"E" Division - *Bad Mutha Duckas* (13-11)

The two teams way ahead of the pack in E (Ducks and Hump Day) did indeed meet in the final, and things went the full distance as expected. In game 3 of the final set, Laurence Converse donned the hero hat, checking out 75 with a third-dart double-Bull for the Mug!

"F" Division - *Shoot-Da-Bull* (13-9)

Oh, baby, some stuff went down in F!! The 7 beat the 2, and the 6 beat the 3, and the 6 beat the 7, and the 4 beat the 1, and a quarter-final had to change venue mid-match!! And in the end, the #6 seed Shoot-Da-Bull outlasted #4 Dart Side in the only final won by a team outside the division's top pair (five #1s and a #2 won the others).

"G" Division - *Rippin Darts* (12+-12)

After racing through week 11 undefeated, things got all kinds of dicey for Rippin before they eventually finished on top. The G tournament went the exact same way, with Rippin coming back from an 8-4 deficit in the final on Thorbjorn Gylfason's double-5 in 1001.

REGULAR SEASON WINNERS

"A" Division - *The Global Element* (12 wins, 0 losses)

2nd place - *The Bullies*

"B" Division - *Why So Serious?* (10 wins, 4 losses)

2nd place - *Put It on Matt's Tab*

"C" Division - *Show Me Your Tips* (8 wins, 4 losses)

2nd place - *Trippin Bulls*

"D" Division - *Off Constantly-Reboot* (9 wins, 3 losses)

2nd place - *One Armed Bandits*

"E" Division - *Bad Mutha Duckas* (10 wins, 2 losses)

2nd place - *Hump Day!*

"F" Division - *Ton 80 Proof* (10 wins, 4 losses)

2nd place - *Village Idiots*

"G" Division - *Rippin Darts* (10 wins, 2 losses)

2nd place - *Runs with Corks*

Rosters of all season- and tournament-winning teams are on page 4.)

TABLE OF CONTENTS

Item	Page Number
Tournament & Regular Season Winning Teams	1
Fall 2023 RDL Season Information	1
Final Divisional Standings	2
Final Divisional Tournament Results	3
Tournament & Regular Season Winning Team Rosters	4
Winning team photo gallery (continued on pg.16)	4
Tournament Trophy Dart Awards	5
Other Tournament Hot Darts	5
Regular Season Trophy Dart Awards	5
Divisional Singles Win %-age Winners	6
Divisional All-Star Point %-age Winners	6
Players Who Beat the Singles Winners	6
Season Penalty and Tiebreaker Summaries	6
List of Host Establishments	7
Summer blind draws, other local leagues, tournaments	7
RDL Address and Phone No. Information	8
Event Calendar, Penalty Log	8
JK's All-Star Team Picks	9
Quick Stat Tidbits, JK's Prediction Results Summary	9
Prediction Results Table	10
Week-by-Week Match Results Table	11
Spring 2023 Trivia Questions Revisited (cont., pg. 14)	12
Spring 2023 Lyrics Quiz Revisited (cont., pg. 15)	13
Team behavior standard, The rest of the trivia	14
Relating to columns, The rest of the lyrics quiz	15
Greatest rivalry, league records; team photos cont.	16
Random Thoughts from JK	17
(More) Random Thoughts from JK	18
53-Season Membership / Results / Records Summary	19
2023 NCCDL & NCLC results and standings	20
Fliers for Central Virginia Classic, Firecracker Open	21
Fliers for Charlotte Open, Music City Classic	22
Top Singles Records, by Division	23
Top Doubles Records, by Division	24
Top Singles+Doubles, by Division	25
Top All Star Point Averages, by Division	26
Top Individual Records, by Section of Play	27,28
League-Wide Individual Singles, Doubles Records	29
League-Wide Individual Singles + Doubles Records, and All-Star Point Averages	30
Singles, Doubles Records, Ranked by Team	31
Overall Records, All-Star Pt. Ave., Ranked By Team	32
Complete "A" Division Statistics	33
Complete "B" Division Statistics	34
Complete "C" Division Statistics	35
Complete "D" Division Statistics	36
Complete "E" Division Statistics	37
Complete "F" Division Statistics	38
Complete "G" Division Statistics	39
Registration Materials for Fall 2023 RDL Season	40

FALL 2023 RALEIGH DART LEAGUE SEASON INFORMATION

Registration Meeting for ALL Teams; The Upper Deck;

Wednesday, July 19, 7:00-8:00 p.m.

MANDATORY Preseason Captains' Meeting; The Upper Deck;

Wednesday, August 2, 7:00-8:00 p.m.

Match Play begins on Wednesday, August 9

MANDATORY Fifth Week Captains' Meeting;

The Upper Deck; **Monday, September 11, 7:00-8:00 p.m.**

Divisional tournament weeks - **November 15 & 29, December 6**

FINAL!! DIVISIONAL TEAM STANDINGS FOR THE SPRING 2023 RDL SEASON

	<u>W</u>	<u>L</u>	<u>Pts.</u>
<u>"A" Division</u>			
👉 The Global Element 👉	12	0	218
👉 The Bullies	10	2	206
3 Liver Alliance	8	4	160
4 Lunatic Fringe	6	6	146
5 Consistently Inconsistent	3	9	101
👉 Darty Minds	2	10	99
👉 Armed & Hammered	1	11	75

<u>"B" Division</u>			
👉 Why So Serious? 👉	10	4	190
👉 Put It on Matt's Tab	10	4	182
3 Blindsided	9	5	172
4 Double In, Uber Out	8	6	172
5 Dart Attack	7	7	166
6 Iceman's Ear Defenders	6	8	158
👉 Dysfunctional Outlaws	5	9	161
👉 Boom Baby	1	13	120

<u>"C" Division</u>			
👉 Show Me Your Tips 👉	8	4	166
👉 Trippin Bulls	8	4	153
3 Darty Sanchez	7	5	151
4 Nine Lives	7	5	149
5 Double In Stumble Out	6	6	147
👉 Rif Raf	3	9	126
👉 Shooter McGavin	3	9	115

	<u>W</u>	<u>L</u>	<u>Pts.</u>
<u>"D" Division</u>			
👉 Off Constantly-Reboot 👉	9	3	174
👉 One Armed Bandits	8	4	154
3 Menace 2 Sobriety	7	5	154
4 DD-214	6	6	127
5 Cheap Shots	5	7	140
👉 BullsHit	4	8	130
👉 Red-eye Rangers	3	9	126

<u>"E" Division</u>			
👉 Bad Mutha Duckas 👉	10	2	179
👉 Hump Day!	10	2	170
3 Sharky's Machine	7	5	157
4 Irish Ton	6	6	125
5 Death Throw	4	8	138
👉 Y.N.T.A.	3	9	136
👉 That's What She Said	2	10	86

<u>"F" Division</u>			
👉 Ton 80 Proof 👉	10	4	205
👉 Village Idiots	10	4	201
3 Sofa Kings	9	5	165
4 Dart Side of the Moon	7	7	149
5 Bangin The Wire	6	8	168
6 Shoot-Da-Bull	6	8	130
👉 Neighborhood Dart Knights	5	9	143
👉 Shark Shooters	3	11	133

<u>"G" Division</u>			
👉 Rippin Darts 👉	10	2	176
👉 Runs with Corks	9	3	158
3 Nein Mark	7	5	150
4 Ones are Closed	5	7	132
5 Punk in Drublic	4	8	116
👉 The Rock Bottoms	4	8	109
👉 We're Sexy & We Throw It	3	9	128

LEGEND OF SYMBOLS IN STANDINGS

👉 = regular season division champion

👉 = clinched "top-two" finish in division

👉 = clinched "bottom-two" finish in division

SPRING 2023 RDL DIVISIONAL TOURNAMENT SCHEDULE

Quarterfinals (5/3)	Semifinals (5/10)	Finals (5/17)	WINNER
---------------------	-------------------	---------------	--------

"A" Division

1 The Global Element	The Global Element		
(Bye)			
	(14-4)	The Global Element	
5 Consistently Inconsistent	Lunatic Fringe		
(14-4)			
4 Lunatic Fringe			
		(12+-12)	The Global Element
3 Liver Alliance	Liver Alliance		
(13-11)			
6 Darty Minds	The Bullies		
	(13-3)		
7 Armed & Hammered	The Bullies		
(14-0)			
2 The Bullies			

"B" Division

1 Why So Serious?	Why So Serious?		
(forfeit)			
8 Boom Baby			
	(13-7)	Why So Serious?	
5 Dart Attack	Double In, Uber Out		
(forfeit)			
4 Double In, Uber Out			
		(13-9)	Why So Serious?
3 Blindsided	Iceman's Ear Defenders		
(14-8)			
6 Iceman's Ear Defenders	Iceman's Ear Defenders		
	(13-3)		
7 Dysfunctional Outlaws	Put It on Matt's Tab		
(13-11)			
2 Put It on Matt's Tab			

"C" Division

1 Show Me Your Tips	Show Me Your Tips		
(Bye)			
	(13-7)	Show Me Your Tips	
5 Double In Stumble Out	Double In Stumble Out		
(12-7)			
4 Nine Lives			
		(14-4)	Show Me Your Tips
3 Darty Sanchez	Darty Sanchez		
(14-6)			
6 Rif Raf	Darty Sanchez		
	(13-7)		
7 Shooter McGavin	Trippin Bulls		
(14-10)			
2 Trippin Bulls			

Quarters. (5/3)	Semifinals (5/10)	Finals (5/17)
-----------------	-------------------	---------------

Quarterfinals (5/3)	Semifinals (5/10)	Finals (5/17)	WINNER
---------------------	-------------------	---------------	--------

"D" Division

1 Off Constantly-Reboot	Off Constantly-Reboot		
(Bye)			
	(14-8)	Off Constantly-Reboot	
5 Cheap Shots	DD-214		
(14-10)			
4 DD-214			
		(14-10)	One Armed Bandits
3 Menace 2 Sobriety	Menace 2 Sobriety		
(12-9)			
6 BullsHit	One Armed Bandits		
	(14-6)		
7 Red-eye Rangers	One Armed Bandits		
(14-6)			
2 One Armed Bandits			

"E" Division

1 Bad Mutha Duckas	Bad Mutha Duckas		
(Bye)			
	(14-10)	Bad Mutha Duckas	
5 Death Throw	Death Throw		
(13-7)			
4 Irish Ton			
		(13-11)	Bad Mutha Duckas
3 Sharky's Machine	Y.N.T.A.		
(13-9)			
6 Y.N.T.A.	Hump Day!		
	(14-6)		
7 That's What She Said	Hump Day!		
(13-9)			
2 Hump Day!			

"F" Division

1 Ton 80 Proof	Ton 80 Proof		
(13-5)			
8 Shark Shooters			
	(13-3)	Dart Side of the Moon	
5 Bangin The Wire	Dart Side of the Moon		
(13-5)			
4 Dart Side of the Moon			
		(13-9)	Shoot-Da-Bull
3 Sofa Kings	Shoot-Da-Bull		
(14-6)			
6 Shoot-Da-Bull	Shoot-Da-Bull		
	(13-5)		
7 Neighborhood Dart Knights	Neighborhood Dart Knights		
(12+-12)			
2 Village Idiots			

Finals (5/17)	Semifinals (5/10)	Quarters. (5/3)
---------------	-------------------	-----------------

"G" Division

1 Rippin Darts	Rippin Darts			Nein Mark	3
(Bye)				The Rock Bottoms	(14-10)
	(13-5)	Rippin Darts		The Rock Bottoms	6
5 Punk in Drublic	Runs with Corks			We're Sexy & We Throw It	7
(forfeit)	(12+-12)			Runs with Corks	(13-3)
4 Ones are Closed	WINNER			Runs with Corks	2

WINNING TEAM PHOTO GALLERY! ALL THE REASONS WE COME PLAY, RIGHT HERE... (photos continued on pg. 16)

We got a few photos a few years ago, and... it was kind of great.. So this was a little minor tradition that I certainly wanted to encourage, and I asked the teams going into the tournament finals to consider taking a team photo and sharing it with us. This is one of my favorite items here. (No player name legends for these, but I'm sure the people in the photos know who they are. Plus, it's really about 'team' happiness anyway.)

A division regular season and tournament champions -
The Global Element!!



D division tournament champions - **One Armed Bandits**



C division regular season and tournament champions -
Show Me Your Tips!!



G division regular season and tournament champions -
Rippin Darts!! (They said this photo was blurry... and it is. But most of these photos are way far from perfect...) (Also... super classy addition in the front row... Sigh.)



[division B, E and F winner photos on page 16!!!!]

TEAMS THAT WON BOTH THEIR DIVISIONAL TOURNAMENT AND REGULAR SEASON TITLE !!!!!

(note: players in parentheses did not play enough games during the regular season to qualify for tournament play)

"A" Division - The Global Element

Jason Kilts (c)	Tom Brown	Chad Massengill
Robbie Phillips	Kenny Persson	Ross Minty
Stevie Phillips	Allen Smith	Wil Tan

(Robb Beeson)

"B" Division - Why So Serious?

Anthony Cannizzaro (c)	Mike Cole	Michael Bracco
Lincoln Havens	Derek Rice	Teddy Rice

Tyler Cannizzaro

"C" Division - Show Me Your Tips

Rich Bialaszewski (c)	Lee Powell	Brad Bushman
Fon Denton	Mike Raquet	Mike Bumpass
Paul Joyal	Terry Blake	(Kenn Gardner)

"E" Division - Bad Mutha Duckas

Bob Kuppler (c)	Harris Carawon	Laurence Converse
Alex Kuppler	Dave Finney	Tim Ellis
Steve Lalino	Britt Phillips	Josh Phillips

Somchai Samaluk

"G" Division - Rippin Darts

Erik Raymond (c)	Chase McDonald	Dakota Helton
Dylan Kirk	Thorbjorn Gylfason	Connor Wood
	Bailey Sugg	

TEAMS THAT WON THEIR DIVISIONAL TOURNAMENT (but not regular season title) !!!!!

"D" Division - One Armed Bandits

Lyman Kiser (c)	Jeff Rudy	Jim White
Ken Trefzger	Phil Murphy	Josh Hansen
Shane Richardson	Pete Kinden	Jeff Cashin

"F" Division - Shoot-Da-Bull

Barry Thompson (c)	Barry Thompson, Jr.	Tammy Newton
Gustavo Martinez	Silver Blanes	Ted Newton
Adam Barnes	Paul Beck	Jeremy Claggett

TEAMS THAT WON THEIR REGULAR SEASON TITLE (but not divisional tournament) !!!!!

"D" Division - Off Constantly-Reboot

Mike Roberts (c)	Nicole Kubel	Kevin Olsen
Randy Lueneburg	Angelo Azevedo	Allyson Blackwelder
Mason Roberts		Lou Tufillaro

"F" Division - Ton 80 Proof

Ken Theall (c)	Chris Gagner	Sebastian Dehnel
Paul Zuttel	David Swartzel	Rick Blake
David Frederickson	Phil Kotecki	JoDon Looney

SPRING 2023 TOURNAMENT!!! TROPHY DART AWARDS		
<u>9 Marks</u>	Dave Finney (Bad Mutha Duckas, 5/17)	<u>6-Bulls</u>
Mike Robinson (2) (Darty Sanchez, 5/3, 5/17)	Lincoln Havens (Why So Serious?, 5/17)	(none reported)
P.J. Stewart (2) (The Bullies, 5/10, 5/10)	Nicole Kubel (Off Constantly-Reboot, 5/17)	
Nick Jones (Village Idiots, 5/3)	Alex Spellman (The Bullies, 5/17)	
Tommy Beaird (DD-214, 5/10)		<u>Ton-70-Ins and Outs</u>
Paul Beaudoin (Double In Stumble Out, 5/10)	<u>Ton-80s</u>	(none reported)
Tom Brown (The Global Element, 5/10)	Brian Smith (Dysfunctional Outlaws, 5/3)	
Jim Gallagher (Double In, Uber Out, 5/10)	Scott Page (Iceman's Ear Defenders, 5/17)	
Sid Mitchell (Lunatic Fringe, 5/10)	Stevie Phillips (The Global Element, 5/17)	
Tim Mozzetti (Lunatic Fringe, 5/10)	Alex Spellman (The Bullies, 5/17)	
Lee Powell (Show Me Your Tips, 5/10)	P.J. Stewart (The Bullies, 5/17)	

For those who are new or simply were not aware of it: fast games, high ins and high outs in the tournament do not win awards unless they are perfect shots (170s) or games.

OTHER TOURNAMENT HOT DARTS (Sorry, no award -- but they're still great shots)									
Chad Massengill	The Global Element	160-In	Alex Spellman	The Bullies	10-dart 301	Kevin Foushee & P.J. Stewart	The Bullies	18-dart 501	
Dan Naylor	The Bullies	120-In	Stevie Phillips	The Global Element	11-dart 301				
Alex Spellman	The Bullies	120-In	Robbie Phillips	The Global Element	12-dart 301	Kenny Persson & Robbie Phillips			
Chad Massengill	The Global Element	7-dart 301 (tying the all-time league record!!)	Robbie Phillips	The Global Element	13-dart 301				

<u>9-Marks</u>		<u>6-Bulls</u>	
Robbie Phillips (3) (The Global Element, 3/22, 4/12, 4/19)	Austin Lessi (Ones are Closed, 2/1)	Jeff Toko (Dart Side of Moon, 3/15)	Pat Gibson (The Bullies, 2/22)
Brad Bushman (2) (Show Me..., 3/8, 3/15)	Michael Johnson (The Bullies, 3/29)	Jesse Velazquez (Trippin Bulls, 3/29)	Chuck Ginger (Trippin Bulls, 3/15)
Craig Elder (2) (The Bullies, 3/8, 4/19)	Jimmie Jones (Consistently Inconsistent, 4/5)	Steve Witz (Cheap Shots, 4/26)	Jimmie Jones (Con.Inconsistent, 3/15)
Kyle Gauthier (2) (Liver Alliance, 3/15, 4/5)	Mike Kenney (Boom Baby, 3/22)	<u>Ton-80s</u>	Roger Keim (Sofa Kings, 3/8)
Chad Massengill (2) (Global Element, 2/8, 3/1)	Romuald Knight (That's What She Said, 2/22)	Stevie Phillips (4!) (The Global Element, 2/8, 2/22, 3/22, 4/5)	Tony Keller (Liver Alliance, 2/22)
Stevie Phillips (2) (Global Element, 3/1, 4/26)	Nicole Kubel (Off Constantly-Reboot, 1/25)	Tony Horton (2) (Darty Minds, 4/5, 4/26)	Andy Krestalude (Hump Day!, 4/19)
Paddy Althoff (Boom Baby, 1/25)	John Mays (Nine Lives, 2/8)	Michael Johnson (2) (The Bullies, 2/8, 3/22)	Chad Massengill (...Element, 4/26)
Dave Buckman (Cheap Shots, 4/26)	Dan Naylor (The Bullies, 3/8)	Robbie Phillips (2) (The Global Element, 2/15, 4/12)	Kenny Persson (...Element, 4/5)
Dan Butterworth (Armed & Hammered, 3/15)	Scott Page (Iceman's Ear Defenders, 3/8)	Paddy Althoff (Boom Baby, 3/15)	Sebastian Schwartz (DD-214, 4/19)
Joel Eason (Lunatic Fringe, 3/8)	Sal Reitano (Darty Minds, 3/29)	Will Barnes (Red-eye Rangers, 4/5)	Mike Seward (Liver Alliance, 4/12)
Patrick Foote (Bangin The Wire, 4/26)	Shane Richardson (One Armed Bandits, 1/25)	Joel Eason (Lunatic Fringe, 3/1)	Mike Snyder (...Uber Out, 1/25)
Keith Gibbs (Consistently Inconsistent, 4/12)	Mike Seward (Liver Alliance, 4/19)	Dave Finney (Bad Mutha Ducas, 4/5)	P.J. Stewart (The Bullies, 2/22)
Chris Haire (Trippin Bulls, 2/1)	Will Shorrock (Rif Raf, 2/1)	Eugene Foushee (Darty Minds, 3/1)	Chris Toolan (Shooter McGavin, 4/5)
Bryan Hartley (Village Idiots, 4/12)	Allen Smith (The Global Element, 2/22)	Kyle Gauthier (Liver Alliance, 3/15)	Aaron Vaughan (Liver Alliance, 2/15)
Eric Haywood (Village Idiots, 3/1)	P.J. Stewart (The Bullies, 3/1)		Tom Winters (Rif Raf, 4/26)
Tony Horton (Darty Minds, 4/5)	Wil Tan (The Global Element, 2/22)		
	J.J. Tant (Dysfunctional Outlaws, 4/5)		

	<u>A division</u>	<u>B division</u>	<u>C division</u>	<u>D division</u>	<u>E division</u>	<u>F division</u>	<u>G division</u>
<i>High In (301 first turn only!!)</i>	Ton-60 (3/29/23) Alex Spellman The Bullies	Ton-20 Mike Cole Why So Serious? (twice - 1/25, 3/8) Anthony Cannizzaro Why So Serious? (2/15) Lincoln Havens Why So Serious? (3/8) Matt Ridgway Blindsided (4/12)	Ton-42 (2/1/23) Scott Sautter Shooter McGavin	Ton-40 (4/12/23) Bryce Clark Cheap Shots	Ton-28 (4/19/23) Steve Lalino Bad Mutha Duckas	Ton-08 (2/22/23) Andrew Moore Sofa Kings	Ton-40 (4/19/23) Brian Whitley Nein Mark
<i>High Out (301/501/ 1001)</i>	Ton-61 (4/5/23) Robbie Phillips The Global Element	Ton-27 (4/12/23) Alan Chalmers Dart Attack	Ton-22 (3/22/23) Terry Blake Show Me Your Tips	Ton-17 (3/15/23) Jacob Britt Cheap Shots	Ton-20 Randy Deemer Hump Day! (2/8) Sean Bosier Death Throw (3/15)	Ton-37 (4/5/23) Rick Blake Ton 80 Proof	99 (3/1/23) Mike Jones We're Sexy & We Throw It
<i>Fast Singles 301</i>	7 darts (3/29/23) Alex Spellman The Bullies	9 darts (4/12/23) Scott Page Iceman's Ear...	11 darts (2/8/23) Matthew Copple Nine Lives	10 darts (4/26/23) Scott Kirkpatrick Red-eye Rangers	11 darts (4/12/23) Harris Carawon ...Mutha Duckas	12 darts (3/22/23) John White Bangin The Wire	13 darts (3/8/23) Mike Jones ...We Throw It
<i>Fast Singles Cricket</i>	10 darts (4/12/23) Robbie Phillips Global Element	19 darts (3/8/23) Mike Jones Dart Attack	19 darts (4/19/23) Brad Bushman Show Me Your...	22 darts (1/25/23) Shane Richardson ...Bandits	23 darts (4/12/23) Somchai Samaluk ...Mutha Duckas	33 darts (3/15/23) Sebastian Dehnell Ton 80 Proof	28 darts (3/8/23) Ken McNamara ...We Throw It
<i>Fast Doubles Cricket</i>	19 darts Robbie Phillips & Allen Smith ...Element (2/1) Adam Bakowski & Eric Klann ...Fringe (3/8)	18 darts (4/5/23) Hunter Eubanks & Scott Page Iceman's Ear Defenders	28 darts (3/8/23) Brad Bushman & Lee Powell Show Me Your Tips	27 darts (3/1/23) Dustin Jones & Gary Long BullsHit	20 darts (3/22/23) Sean Bosier & Tolson Willis Death Throw	36 darts Adam Barnes & Barry Thompson Shoot-Da-Bull (3/29) Sebastian Dehnell & Paul Zuttel Ton 80 Proof (4/5)	34 darts (2/22/23) Gerald Updyke & Brian Whitley Nein Mark
<i>Fast Doubles 501</i>	15 darts Tom Brown & Stevie Phillips ...Element (2/8) Chad Massengill & Wil Tan ...Element (4/26) Ross Minty & Stevie Phillips ...Element (4/26)	20 darts Patrick Merkle & Jeff Watson, Jr. Blindsided (1/25) Jim Gallagher & Andy Sheer Double In, Uber Out (3/1)	19 darts (3/15/23) Chuck Ginger & Larry Morgan Trippin Bulls	18 darts (2/22/23) Mike Gardner & Robert Reece BullsHit	22 darts (4/5/23) Andy Krestalude & William McEwen Hump Day!	23 darts (3/8/23) David Swartzel & Paul Zuttel Ton 80 Proof	20 darts (3/1/23) Chris Additon & Chris Smith Nein Mark

Spring 2023 RDL Individual Season-Long Awards

SINGLES WIN PERCENTAGE

		W	L	%-age
<u>"A" Division</u>				
Stevie Phillips	A1/ The Global Element	23	1	0.958
<u>"B" Division</u>				
Vic White	B2/ Boom Baby	21	4	0.840
<u>"C" Division</u>				
Brad Bushman	C3/ Show Me Your Tips	15	3	0.833
<u>"D" Division</u>				
Lou Tufillaro	D1/ Off Constantly-Reboc	15	3	0.833
<u>"E" Division</u>				
Randy Deemer	E1/ Hump Day!	22	0	1.000
<u>"F" Division</u>				
Jerrell Swepson	F5/ The Neighborhood Da	22	4	0.846
<u>"G" Division</u>				
Dakota Helton	G3/ Rippin Darts	18	4	0.818

Women's Records

(# of women by division: A-0, B-5, C-3, D-2, E-4, F-12, G-16)

[There are no women in A div., and no women in C satisfied both the minimum number of games requirement and the RDL rule requiring a win percentage of 0.500 or higher to claim a singles award.]

Women - "B" Division

Samantha Wilson	B1/ Put It on Matt's Tab	14	12	0.538
-----------------	--------------------------	----	----	-------

Women - "D" Division

Allyson Blackwelder	D1/ Off Constantly-Reboc	11	11	0.500
---------------------	--------------------------	----	----	-------

Women - "E" Division

Olivia Mathews	E6/ Death Throw	15	9	0.625
----------------	-----------------	----	---	-------

Women - "F" Division

Michelle Stacy	F1/ Shark Shooters	11	8	0.579
----------------	--------------------	----	---	-------

Women - "G" Division

Anne Ross	G6/ We're Sexy & We Thi	11	8	0.579
-----------	-------------------------	----	---	-------

ALL-STAR POINT AVERAGE

		ASPs	TGP	%-age
<u>"A" Division</u>				
Robbie Phillips	A1/ The Global Element	121.0	46	2.630
<u>"B" Division</u>				
Scott Page	B8/ Iceman's Ear Defende	51.5	39	1.321
<u>"C" Division</u>				
Mike Robinson	C7/ Darty Sanchez	50.0	40	1.250
<u>"D" Division</u>				
Scott Kirkpatrick	D6/ Red-eye Rangers	42.5	48	0.885
<u>"E" Division</u>				
Somchai Samaluk	E2/ Bad Mutha Duckas	53.0	45	1.178
<u>"F" Division</u>				
Barry Thompson	F8/ Shoot-Da-Bull	38.0	43	0.884
<u>"G" Division</u>				
Chris Moody	G1/ Runs with Corks	22.5	34	0.662

Women's Records

(# of women by division: A-0, B-5, C-3, D-2, E-4, F-12, G-16)

Women's Records - "B" Division

Samantha Wilson	B1/ Put It on Matt's Tab	26.0	46	0.565
-----------------	--------------------------	------	----	-------

Women's Records - "C" Division

Leslie Rosenfeld	C5/ Trippin Bulls	13.0	36	0.361
------------------	-------------------	------	----	-------

Women's Records - "D" Division

Nicole Kubel	D1/ Off Constantly-Reboc	17.5	45	0.389
--------------	--------------------------	------	----	-------

Women's Records - "E" Division

Olivia Mathews	E6/ Death Throw	20.5	49	0.418
----------------	-----------------	------	----	-------

Women's Records - "F" Division

Michelle Stacy	F1/ Shark Shooters	13.0	42	0.310
----------------	--------------------	------	----	-------

Women's Records - "G" Division

Lauren Smith	G7/ The Rock Bottoms	10.0	38	0.263
--------------	----------------------	------	----	-------

THE PLAYERS WHO BEAT THE SINGLES %-AGE WINNERS

Who beat Stevie Phillips of The Global Element in A division?

in 301: Sal Reitano (wk.10).

in cricket: (none).

Who beat Vic White of Boom Baby in B division?

in 301: Charles Tompkins (wk.7), Dan Clark (wk.8).

in cricket: David Hoyt (wk.9), Ahmed Al-Hoory (wk.14).

Who beat Brad Bushman of Show Me Your Tips in C division?

in 301: David Romanchek (wk.4), Greg Crumpler (wk.13).

in cricket: Jamie McQueen (wk.6).

Who beat Lou Tufillaro of Off Constantly-Reboot in D division?

in 301: Dustin Jones (wk.7).

in cricket: Mark Powell (wk.9), Dave Johnson (wk.12).

Who beat Randy Deemer of Hump Day! in E division?

in 301: (none).

[Yep, this one was an undefeated

in cricket: (also none!). singles run; played all but 2 sets.]

Who beat Jerrell Swepson of The Neighborhood Dart Knights in F div.?

in 301: Doreen Apicella (wk.5), Andrew Moore (wk.11).

in cricket: Dave Mercer (wk.12), Rick Blake (wk.13).

Who beat Dakota Helton of Rippin Darts in G division?

in 301: Jim Sweet (wk.5), Mike Jones (wk.9), Brian Whitley (wk.13).

in cricket: Evan McMillan (wk.7).

Who beat Olivia Mathews of Death Throw in E division?

in 301: Pat Ball (wk.1), Andy Krestalude (wk.6), Dave Finney (wk.7),

Dave Finney (wk.14). [Ohmigod, go away, Finney! 3 times??]

in cricket: Andrew Hamer (wk.2), Dawn Clement (wk.5), Dan Schaefer

(wk.10), William McEwen (wk.13), Dave Finney (wk.14).

SPRING 2023 PENALTY SUMMARY

Just like last spring, I'm happy to say that I frickin' love the modern RDL.

We have easy return of scoresheets via emails or texts, we sometimes don't have elections when no offices have multiple candidates (and we never have elections in the spring), and we sometimes don't even need to hold the fifth week captains' meeting. Add all that up and we can now get seasons with very few penalties. And this season is no exception. We had only 3 total penalties for a total of 41 points, with no team getting more than one penalty, and no team above F division getting any. Two F teams got late scoresheet penalties, but their 16-point losses eventually cost them nothing in the standings. The one G team though, The Rock Bottoms (who got an ineligible player penalty worth 9 points), actually lost a spot in the standings due to their penalty. And that drop put them in G's "bottom-two"... so if a bunch of new teams form and we get our H division back in the fall... well... I'm not sayin', but I'm just sayin'.

SPRING 2023 TIEBREAKER SUMMARY

Seven divisions this season, five of them with a weekly bye, so not quite as many matches as some seasons. Still, we had 33 tiebreakers (30 during the regular season, 3 in the tournament). Kind of high maybe?

The only division with more than 5 total tiebreakers was F division, which had the most with a big ol' 9! A, B and C had 5 each; D and E had 4 each; and the only 1 in G was the tournament final!!

The Neighborhood Dart Knights In F took this season's Cardiac Kids award, as the only team playing more than 3 1001s (going 3-2, with the third win being a tournament quarterfinal that will go down in history...).

The Heartbreak Award was almost taken by eight different teams who lost two 1001s, but it was Bangin The Wire in F who suffered an 0-3 run.

WHERE WE PLAY

American Legion Fuquay-Varina	919-557-5990
6400 Johnson Pond Road	Fuquay-Varina
-about 0.2 miles from Fuquay Elementary School	
Break Time Billiards	919-615-0107
6442 Tryon Road	Cary
-left of Lowe's Foods, at inter. w/ Cary Parkway	
Brewster's Pub	919-650-1270
1885 Lake Pine Drive	Cary
-next to La Cocina Mexican restaurant	
Cleveland Draft House - Garner	919-771-2337
6101 NC Highway 42 West	Garner
-0.7 mile west of I-40 on NC Highway 42	
Good Times Arcade and Tavern	919-307-3245
74 Son-Lan Parkway, Suite 108	Garner
-just past Pizza Inn, across from Hibachi & Company	
High Park Bar & Grille	919-833-4527
625 E. Whitaker Mill Road	Raleigh
-near intersection of Whitaker Mill & Wake Forest Rd.	
Hot Shots Billiards & Pub	919-460-6307
107 Edinburgh South Drive	Cary
-in MacGregor Village	
Lonerider at Five Points	919-322-2434
1626 Glenwood Avenue	Raleigh
-next to The Rialto Theatre	
Mackey's Pub	919-435-6018
2101 South Main Street	Wake Forest
-right next to Asuka Asian Bistro	
Mac's Tavern	919-467-4114
1014 Ryan Road	Cary
-in Village Market Shopping Center	
The Neighborhood Sports Bar	919-377-2344
301 North Harrison Avenue	Cary
-in the space that was Train Station / Playtime Billiards	
Overtime Sports Pub	919-255-9556
1030-149 N. Rogers Lane	Raleigh
-corner of Rogers Ln/US-64, in Food Lion strip mall	
Pantana's Pool Hall	919-833-2990
3112 Hillsborough Road	near NCSU
-between Daisy and Shepherd streets	
The Pickled Onion #2	919-977-0031
8511 Cantilever Way	north Raleigh
-off Glenwood, in plaza behind CarMax	
The Pickled Pub	984-235-4482
14460 Falls of Neuse Road	north Raleigh
-in Wakefield Commons shopping center	
Sharky's Place	919-783-5448
5800 Duraleigh Road	NW Raleigh
-in the Yuppie Center near US 70 intersection	
Snooker's-RW	919-828-7665
3520 Wade Avenue	NW Raleigh
-in Ridgewood Shopping Center	
The Upper Deck	919-460-1786
329 N. Harrison Avenue	Cary
-near intersection. of N. Harrison & Highway 54	

SOME BAR INFO FOR FUTURE SEASONS

Quick note to captains / bar reps / team members / anyone with information about your establishment. If there is anything at all noteworthy that should be considered when the Board is scheduling tournament matches, PLEASE let the Board know. Unable to open/staff by 7 pm? Closing by midnight or earlier? Closing your kitchen (or drinks, gasp!) early on Wednesdays? Let the Board know and let's save us all some headaches later.

HIT A NEWLY ADDED SUMMER BLIND DRAW?

UPPER DECK

As in many previous years, throughout the summer break the Upper Deck will be adding a weekly Wednesday blind draw for all those who just want to keep their regular dart night out rolling through the break. 8 pm start, just like normal Deck Fridays.. And they'll be adding a double shot as well, so head on over!

OR MAYBE YOU WANT TO ADD ANOTHER LEAGUE?

Looking to add a second league this coming season? It isn't entirely clear when some other local leagues will be starting up, but it is for two of them, and one of them is a great new addition/replacement for what we lost when Brown's closed. Check in on the websites listed below periodically to get the most updated registration information for the upcoming seasons.

New Brass Tap & Billiards Summer League!!

Remember the very successful (and ever-growing) summer dart league that Dave Huffman hosted at Brown's Billiards for several recent summers? Well, Dave might be in Florida, and Brown's might be in the history books, but that doesn't mean a summer offering here in the Raleigh area won't be available! Taylor Caldwell, RDL's own League Treasurer, will be hosting a summer league at Brass Tap & Billiards (3316 Capital Boulevard, in the Starmount Shopping Center). \$20 per person, and the "draft" will be held May 24th with a blind draw following. Play will start May 31st and run through July 19th. There's a cap of 48 players, with 8 players per team. Email Taylor (info on page 8) to sign up and arrange payment (also send her your current RDL division)..

Triangle Dart League (TDL - Chapel Hill & Durham)

You have a bit more time to jump over to the TDL. Registration for their Fall season will be held on Thursday, July 13th at 7pm, at The Tavern in downtown Durham. Play will begin in early August. The teams in TDL consist of 6-10 players per team, and dues are \$20/player per season (I think). Recent seasons have used bars in both Chapel Hill and Durham, but I suspect that might vary a bit each season, based on team preferences and signups. Check www.ibiblio.org/ncdarts/tddl/ for updates.

Bull City Dart League (BCDL - Durham)

If you happen to be interested in trying out one of the very few handicapped steel-tip leagues anywhere, maybe the BCDL is in your future. The dates are not set yet for the registration for the BCDL summer 2023 season, but based on the current season I'm expecting that registration will occur probably around July 18th. Teams in the BCDL have 4-8 players, dues are \$25 per player per season (some of the host establishments cover half or all of those, so maybe ask around), and the home bars are primarily in RTP and the downtown Durham area. The best information (and any updates in the coming weeks) can be found at:

www.thebcdl.org That website also includes a wealth of information about the league and its rules, so if you're just interested in seeing how the league applies a handicap system to a steel-tip league, you can find all of that there, including rules, statistics, and scoresheet examples.

OR POSSIBLY PICK UP SOME TOURNAMENT ACTION?

Alright, a little bit different summer tournament scene this time around, as the Wreck at the Deck is taking a little break. So, no tournament right here in your back yard this summer, but we still have several options in NC/SC/TN that aren't too far out of reach. Check out the Central Virginia Classic, the Firecracker Open, the Charlotte Open, or the Music City Classic. Fliers for all four of those can be found on pages 21 & 22 of this newsletter, and definitely note that the Charlotte Open (July 7th-9th) also hosts the 2023 ADO Masters Nationals starting on Friday morning!

HOW TO REACH US

Email scoresheets: jdkilts@yahoo.com or jdkilts@gmail.com

Or text scoresheets: 919-423-5766 - and we also always recommend watching for confirmation of receipt!
(in response to either emailed or texted scoresheet images!)

New Member/Registration Fees:

Taylor Caldwell, (contact her at phone/email info below)

Nomination and Election Ballots:

Andrew Borgna, 5111 Brooke Lauren Lane, Raleigh, NC 27616

Grievances/Complaints/Rules Suggestions:

Joel Eason, (contact him at phone/email info below)

All Other RDL Correspondence to:

(Just send whatever to Jason and he'll pass it along...)

2023 Board of Directors

<i>President</i>	Michael Johnson	919-413-0495
	email: president@raleighdartleague.org	
<i>Vice President</i>	Angela Jeffcoat	919-673-7339
	email: angelamjeffcoat@gmail.com	
<i>Secretary</i>	Andrew Borgna	919-889-2457
	email: akborgna@gmail.com	
<i>Treasurer</i>	Taylor Caldwell	919-623-9920
	email: tcaldwell831@gmail.com	
<i>Membership</i>	Heather Bohanan	919-819-9957
	email: membership@raleighdartleague.org	
<i>Rules/Grievances</i>	Joel Eason	919-227-6966
	email: ajenbk@yahoo.com	
Social Media Coordinator: Kim Hoover 260-413-6173		
	email: biz.krhoover@gmail.com	
League Statistician/Editor: Jason Kilts 919-423-5766		
	email: jdkilts@yahoo.com or jdkilts@gmail.com	

"HOT DARTS" LISTING GUIDELINES

Here are the guidelines that will be used for the minimum number of all-star points each week for the "hot darts" page.
"A" Div. = 4.5 or more ASPs; "B" Div. = 4.0 or more ASPs
"C, D" Divisions = 3.5 or more ASPs
"E, F" Divs. = 3.0 or more ASPs; "G" = 2.5 or more ASPs
Also, we will list any fast games, high ins, high outs, or other amazing feats that you think warrant a little recognition (e.g., Ins & Outs higher than a Ton, 24-dart cricket games, 15-dart 301s, 24-dart 501s, Ton-70s and up, 5-Bulls+, etc.).

Extra note: it's also ok to call in "fast games" in each set, even if they don't necessarily meet the maximum dart counts above.

SEASON-LONG TROPHY DART MINIMUM GAMES PLAYED REQUIREMENTS

To be eligible for all-star point ave. & singles win %-age awards, you must play at least 66% of this season's projected games:

for Divisions "A", "C", "D", "E" and "G" (except team G2)
(7 teams / division):

Singles win %-age: min. of 16 Singles Games Played

All-star pt. Average: min. of 32 Total Games Played

for team G2 (due to 1 forfeit received):

min. of 15 Singles Games Played, 30 Total Games Played

for Divisions "B" (except team B6) and "F"

(8 teams / division):

Singles win %-age: min. of 19 Singles Games Played

All-star pt. Average: min. of 37 Total Games Played

for team B6 (due to 1 forfeit received):

min. of 18 Singles Games Played, 35 Total Games Played

RDL WEBSITE - www.raleighdartleague.org

Webmaster: Matt Ridgway (of Blindsided)
contact him, if needed, at: meridgway84@gmail.com

CALENDAR OF EVENTS

Wed., May 24 Brass Tap In-House League Draft, 7:00 p.m.

Mon., Jun. 5 RDL Board Meeting

June 9-11 Central VA Dart Classic, (ADO); (see pg. 21)

June 16-18 Firecracker Open, (ADO); (see pg. 21)

Sat., Jun. 17 NC City Dart League & NC Ladies' Cup

NCCDL: PCity@Ral, Jack@CapArea, Dur@Wilm,
LakeN@ChHill, Pied@Ashe, Pine@Boone

NCLC: PCity@Apex, Jack@CapArea, Dur@Wilm,
LakeN@FuqVar, Pied@Ashe, Pine@Char

July 7-9 Charlotte Open, (ADO), (see pg. 22)

Wed., July 19 Fall 2023 - RDL registration, Upper Deck

July 20-23 Music City Classic, (ADO), (see pg. 22)

Sat., July 22 NCCDL/NCLC match weekend

Wed., Aug. 2 Fall 2023 - Preseason caps. mtg., Upper Deck

Wed., Aug. 9 Fall 2023 first night of match play

Sat., Aug. 19 NCCDL/NCLC match weekend

Sat., Sep. 9 NCCDL/NCLC match weekend

Mon., Sep. 11 Fall 2023 RDL Fifth week captains' meeting

Nov. 4-5 NCCDL/NCLC tournament weekend

Wed., Nov. 15 / 29, Dec. 6 - Fall 2023 RDL Div. Tournaments

Other Local Weekly Leagues

=> **Wed. - Brass Tap Summer-Only In-House League** (see pg.7)
Mondays Wake Forest Area Dart League, Wake Forest
<https://www.facebook.com/groups/326939964601080/>
(don't think this league is back on yet, but maybe soon?)

Tuesdays Bull City Dart League, Durham
<http://www.thebcdl.org/>

Thursdays Triangle Dart League, Chapel Hill
<https://www.ibiblio.org/ncdarts/tdl/>

Weekly Blind Draws - Over the years, many blind draws have come and gone. If any of these folds or if any others start up, please let me know and I'll update this list. Thanks.
=> (this one is SUMMER BREAK-ONLY, and has the same
=> features as the Friday draw below, but with a double shot)
=> **Wed., 8 pm Upper Deck**, 919-460-1786, 329 N.Harrison
(this one is double elim., \$5 entry, bar matches the pot...
extra \$50 if there are 32+ players, plus a triple shot !)

Fri., 8 pm Upper Deck, 919-460-1786, 329 N.Harrison
(this one is \$5 entry, double elim., 16 player cap for now)

Sun., 4 pm Backstage Pub, 919-859-5411, 401 Ashville Ave
(this one is \$5 entry, bar matches 150% if 16+ players !)

Sun., 6 pm Sharky's Place, 919-783-5448, 5800 Duraleigh
(this one is double elm., \$5 entry, bar matches the pot!)

Mon., 7:30 pm Neighborhood, 919-377-2344, 301 N. Harrison
(this one is \$5 entry, bar matches up to \$100, plus an
alternating double/triple shot !)

Mon., 7 pm Mackey's Pub, 919-435-6018, Wake Forest

PENALTY LOG

Late Scoresheet (16 points): Dart Side of the Moon (F,wk.8),
The Neighborhood Dart Knights (F,wk.12).

Ineligible Player (any match win, all points, all statistics):
The Rock Bottoms (G,wk.2, 9 pts.)

THE FIFTY-FIRST SEMI-ANNUAL EDITION OF : JK'S DIVISIONAL ALL-STAR TEAM PICKS

(Players within each division are listed alphabetically) (Players are chosen any way I damn well please - not purely by the numbers!)

(This is not purely my own guesses at who is simply the best thrower, but also who is important to their team, who is good in the clutch, etc.)

Divisional MVPs

<i>All of RDL</i>	<i>Stevie Phillips</i>	<i>The Global Element</i>
A Division	Stevie Phillips	The Global Element
B Division	Vic White	Boom Baby
C Division	Brad Bushman	Show Me Your Tips
D Division	Lou Tufillaro	Off Constantly-Reboot
E Division	Dave Finney	Bad Mutha Duckas
F Division	Jerrell Swepson	The Neighborhood Dart Knights
G Division	Chris Moody	Runs with Corks

"A" Division (dammit, I need 9 spots, not 8...)

Kevin Foushee	The Bullies	Been on the verge of this slot for a while.
Pat Gibson	The Bullies	Even when he says he's "off"... he's not.
Chad Massengill	The Global Element	Plays best against the best opponents.
Robbie Phillips	The Global Element	He's just a quiet assassin. So efficient.
Stevie Phillips	The Global Element	Handful of darts from fully undefeated.
Mike Seward	Liver Alliance	Classic Seward resurfaced in a big way.
Alex Spellman	The Bullies	Even just part time, he changes things.
P.J. Stewart	The Bullies	What a farewell tour... at the age of 18.

"B" Division (felt like so many options here)

Andrew Borgna	Put It on Matt's Tab	Wow, the VP is a three-set B beast now.
Mike Cole	Why So Serious?	Tore people up in cricket, got by in '01.
Mike Jones	Dart Attack	Oh, this guy's a hammer & getting better.
Shane Murray	Dysfunctional Outlaw	Not back to his original form, but close.
Scott Page	Iceman's Ear Defence	An A player all the way... to 501, that is.
Matt Palmer	Iceman's Ear Defence	Super record in his first season in RDL.
J.J. Tant	Dysfunctional Outlaw	Always feels so close to even more wins.
Vic White	Boom Baby	Wow, he did his part, and then some.

"C" Division

Brad Bushman	Show Me Your Tips	Always good, this season was beyond.
Matt Byrne	Rif Raf	Just needs a DCKt partner to be tops.
Matthew Copple	Nine Lives	That singles was superb, doubles ok.
Jimmy Davis	Double In Stumble	(That DCKt is just an odd aberration.
Larry Morgan	Trippin Bulls	Best record for runners-up was so solid.
Mike Robinson	Darty Sanchez	Really developing a top-division game.
Eric Trefzger	Darty Sanchez	Winning sets all around, tough to beat.
Jesse Velazquez	Trippin Bulls	Newcomer made a strong 3-set push.

"D" Division

Angelo Azevedo	Off Constantly-Reboot	Nothing amazing, but always so steady.
Dustin Jones	BullsHit	Starts huge, slowly cools across sets.
Scott Kirkpatrick	Red-eye Rangers	Easily the horse pulling this team up.
Kevin Olson	Off Constantly-Reboot	Ok, so he's not our 501 specialist.
Brady Price	Menace 2 Sobriety	Cricket beast, so we'll accept the '01s.
Shane Richardson	One Armed Bandits	Singles crusher doesn't find much 501.
Lou Tufillaro	Off Constantly-Reboot	Heyo, look at those first three sets.
J.J. White	Menace 2 Sobriety	If DCKt was like other 3 sets, he's MVP.

"E" Division

Pat Ball	Irish Ton	Strong singles, getting by in doubles.
Jeremy Cominole	Irish Ton	See that comment for Ball just above?
Randy Deemer	Hump Day!	Was a complete hammer for runners-up.
Tim Ellis	Bad Mutha Duckas	Honestly here in spite of the doubles.
Dave Finney	Bad Mutha Duckas	This guy is a monster. Move him up.
Somchai Samaluk	Bad Mutha Duckas	The old Som is starting to show again.
Rob Stuckey	Hump Day!	A good team needs the just-solid guys.
Tolson Willis	Death Throw	Great season for the near-upset bunch.

"F" Division

Terron Amos	Neighborhood Dart	Just a few more doubles wins and it's on.
Rick Blake	Ton 80 Proof	Wow, this is a heavyweight win count.
Andy Bowen	Bangin The Wire	Another season as Bangin's top gun.
Sebastian Dehnell	Ton 80 Proof	Feels like he kinda lives on this page.
Bryan Hartley	Village Idiots	Three 11-win sets to close out a match.
Eric Haywood	Village Idiots	A big piece of the Idiots' serious depth.
Nick Jones	Village Idiots	Really just ignore the minor DCKt lull.
Jerrell Swepson	Neighborhood Dart	Man, what a huge leap to being top dog.

"G" Division (this could have been about a dozen...)

John Amarante	Runs with Corks	Quite a beast across all four sets.
John Heath	Nein Mark	Kind of a slow starter, but then tough.
Dakota Helton	Rippin Darts	Rolled in singles, still good in doubles.
Mike Kelly	Ones are Closed	Carried the Ones through first 3 sets.
Chase McDonald	Rippin Darts	Top shot for the double champs.
Evan McMillan	The Rock Bottoms	Was a cricket shark the entire season.
Chris Moody	Runs with Corks	Immediately at the top of the division.
Gerald Updyke	Nein Mark	Those first three sets are just fire.

QUICK STAT TIDBITS

-The **Quadruple Double Award** winners (double-digit wins in all 4 sections With two divisions playing 14-week seasons, you would expect that anybody joining this club would come from there (B or F divisions). But that's not what happened! There were two players in F with 3 double-digit sets, but there were throwers in A and E who surpassed. First, our honorable mentions (for those 3 double-digit-win sets): *Rick Blake* of Ton 80 Proof and *Bryan Hartley* of the Village Idiots in F division; but better than that was *Robbie Phillips* of The Global Element in A, and *Dave Finney* of Bad Mutha Duckas in E. Which leaves only our two real Quadruple Double Winners: **Stevie Phillips** of The Global Element in A, and **Randy Deemer** of Hump Day! in E! Both Phillips and Deemer rang up 10+ wins in every set in only 12-week seasons! So impressive.

-**IronMan/Woman Award** With two divisions having 14 weeks, it's pretty obvious the top candidates here would be from those (B and F). And in the end, that's exactly what happened. This season's Ironmen were **Matt Ridgway** of Blindsided in B division, and **Terron Amos** of Neighborhood Dart Knights in F, each with 60 games. Honorable mention for the other division leaders were: *Stevie Phillips* of The Global Element, and *Tony Horton* and *Randy Massengill* of Darty Minds in A, with 49 each; *Matt Byrne* of Rif Raf and *Kevin Stewart* of Shooter McGavin in C, with 49 each; *Dustin Jones* of BullsHit and *Kevin Olson* of Off Constantly-Reboot in D, with 50 each; *Dawn Clement* of That's What She Said in E with 57 (who is maybe the real IronWoman since she had only a 12-week season); and *Erik Raymond* of Rippin Darts in G with 54 games

-The **Team Attendance Award** winners: Didn't have any teams at all who even tried a portion of the season with just six throwers, so instead we'll just note a handful that all went the whole way with seven. While there were 5 teams that sprinkled in just a few games for an 8th or 9th player, there were 6 that fully played with just one above the minimum for a full roster: Why So Serious?, Blindsided and Dysfunctional Outlaws in B division, Shooter McGavin in C, Neighborhood Dart Knights in F, and Rippin Darts in G. Kinda close, I guess.

MY PRESEASON, WEEKLY, & TOURNEY PREDICTION RESULTS

As usual, I'm left with the option of trying to bluff my way through this part, or just telling the truth. And since I know some of you squirrel away every last thing I've ever written about your team, I will again give real results... bummer. Sometimes these results can border on embarrassing...

In my preseason picks (usually the toughest every season given the imminent roster changes/additions), let's note one key thing: I PICKED EVERY DIVISION WINNER. SEVEN FOR SEVEN. Beyond that, I did pretty well with most teams. Nobody in A was more than a couple matches off. My top B two in ended up as the tourney finalists, and while I oversold Boom, I undersold Uber. In C, I was pretty close to everything except not giving Sanchez enough credit. My D picks would have been almost perfect if I had just flipped Menace and the Rangers. I just about super-nailed E division. In F, I undersold both of the teams that had moved up a division into F, but got pretty much the rest. And then in G, I was just short on both Cork and Nein Mark. All in all, I think my preseason picks were mostly pretty great. Did I mention I hit every winner?

My weekly prediction results you can peruse pick-for-pick on the other side of this sheet of paper. As noted on that page, while I crushed A division (where I play), I kinda limped through the other six divisions, finishing between 54% and 70% in all of them. That's... not awesome. It was also not awesome that EIGHT teams fooled me more often than not (and three more finished at a flat 0.500). In the end, I finished with less than 65% correct overall. Better than a lot of people could do, I'm sure, but nowhere near for what I was hoping.

Last but not least were my tournament predictions... Often when we jump to best-of-3, my picks get stronger, despite the fact that I'm picking semifinals and finals that I conceivably could have wrong before the matches are even played. And this season was exactly that! I ROCKED in all but one tourney. I was 14-6 in the quarterfinals (with 3 more dumped to forfeits), then I was 11-3 in the semifinals, and then I went a monster 5-2 in the finals. 30-11 overall!! And I was 1-6 in F (horrible), so I was 29-5 in the other 6 divisions (awesome!).

JK'S TEAM-BY-TEAM, WEEK-BY-WEEK MATCH PREDICTION RESULTS

(I introduced this page thirty-seven seasons ago, and it has become almost expected as a newsletter staple. Feast your eyes on the success...)

For several years, many of you have taken no greater pleasure in your weekly darting endeavors than to email or text me and point out to me just how wrong I was in my prediction of your match result. On a related note, I have noticed that many of you seem to have relatively selective memories saving only the weeks when I was wrong. Further, many others of you regularly embellish your statistics of how often you fool me. It's not so easy to get away with those rambles anymore, however, as you can see below. Each W is a week when I picked your match correctly, and each L is one I picked incorrectly. Division totals are to the right of the team totals, weekly totals are at the bottom, and in the space between the 14 weeks and the team totals, the three 'o' symbols indicate the teams for which I was only 0.500, and the eight 'x' symbols indicate the teams that fooled me more often than not. **[What a hot friggin' mess some of these picks were this season... I don't think this was my worst overall season (or even that close to it), but it was certainly my worst with a specific group of teams. I was 5-9 or 4-8 or 4-10 with FIVE teams... Ugh. - JK]**

	wk1	wk2	wk3	wk4	wk5	wk6	wk7	wk8	wk9	wk10	wk11	wk12	wk13	wk14	Right	Wrong	Overall
A1/ The Global Element	-	W	W	W	W	W	W	-	W	W	W	W	W	W	12	0	64.38%
A2/ The Bullies	W	W	W	-	W	W	W	W	W	W	-	W	W	W	12	0	206 114
A3/ Liver Alliance	W	-	W	W	W	W	W	W	-	W	W	W	W	W	12	0	
A4/ Lunatic Fringe	W	W	-	W	W	W	W	W	W	-	W	W	W	W	12	0	
A5/ Armed & Hammered	W	W	W	W	W	L	-	W	W	W	W	L	W	-	10	2	A Division
A6/ Consistently Inconsistent	W	W	W	W	W	-	W	W	W	W	W	L	-	L	10	2	92.86%
A7/ Darty Minds	W	W	W	W	-	L	W	W	W	W	W	-	W	L	10	2	39 3
B1/ Put It on Matt's Tab	L	L	L	L	L	L	W	W	L	L	L	W	W	W x	5	9	
B2/ Boom Baby	W	L	L	W	L	W	W	L	W	W	W	W	W	W	10	4	
B3/ Why So Serious?	W	L	W	W	W	W	W	W	L	L	W	fft	W	W	10	3	
B4/ Blindsided	W	L	L	L	W	W	W	L	W	W	L	W	W	W	9	5	
B5/ Double In, Uber Out	W	L	W	L	L	L	L	L	L	L	L	W	W	L x	4	10	
B6/ Dysfunctional Outlaws	W	L	L	L	W	W	L	L	W	L	L	fft	W	W x	6	7	B Division
B7/ Dart Attack	L	L	L	W	W	W	L	W	L	W	W	W	L	W	8	6	54.55%
B8/ Iceman's Ear Defenders	W	L	L	W	L	W	L	W	W	W	W	W	L	L	8	6	30 25
C1/ Double In Stumble Out	-	W	L	W	L	L	L	-	L	L	W	W	L	L x	4	8	
C2/ Shooter McGavin	W	W	L	W	W	W	-	W	L	W	W	W	W	-	10	2	
C3/ Show Me Your Tips	W	W	L	W	-	L	L	W	W	W	W	-	L	L	7	5	
C4/ Nine Lives	L	-	L	W	W	W	L	W	-	L	W	W	W	W	8	4	
C5/ Trippin Bulls	L	W	W	L	W	-	L	W	W	W	L	W	-	L	7	5	C Division
C6/ Rif Raf	W	W	W	-	L	L	L	W	L	W	-	W	L	W	7	5	57.14%
C7/ Darty Sanchez	W	W	-	L	W	L	L	W	L	-	L	W	L	L x	5	7	24 18
D1/ Off Constantly-Reboot	W	W	W	-	L	W	W	W	L	W	-	W	W	W	10	2	
D2/ DD-214	W	L	W	L	L	W	-	W	L	W	W	L	W	-	7	5	
D3/ One Armed Bandits	L	W	-	W	L	W	L	W	L	-	W	L	W	W	7	5	
D4/ BullsHit	L	-	W	L	L	L	W	W	-	L	W	L	L	W x	5	7	
D5/ Cheap Shots	L	L	W	L	L	-	L	L	L	W	W	L	-	W x	4	8	D Division
D6/ Red-eye Rangers	L	W	W	W	-	W	L	L	L	L	W	-	W	W	7	5	54.76%
D7/ Menace 2 Sobriety	-	W	W	L	L	L	L	-	L	W	W	W	L	W o	6	6	23 19
E1/ Hump Day!	W	W	W	W	-	W	L	W	W	W	L	-	W	L	9	3	
E2/ Bad Mutha Duckas	W	W	-	W	W	W	L	W	W	-	L	W	W	W	10	2	
E3/ Irish Ton	L	-	W	L	W	W	W	W	-	W	L	W	L	W	8	4	
E4/ Sharky's Machine	-	W	W	W	W	W	L	-	W	L	W	W	L	L	8	4	
E5/ That's What She Said	W	W	L	W	W	-	W	W	W	W	W	L	-	W	10	2	E Division
E6/ Death Throw	L	L	W	-	W	W	L	W	L	L	-	L	W	W o	6	6	69.05%
E7/ Y.N.T.A.	W	L	L	L	W	W	-	W	L	W	L	W	W	-	7	5	29 13
F1/ Shark Shooters	W	L	W	W	W	W	W	L	W	L	W	W	W	W	11	3	
F2/ Ton 80 Proof	L	L	L	W	W	W	W	L	W	W	W	W	L	L	8	6	
F3/ Dart Side of the Moon	W	W	W	W	W	L	W	W	L	L	W	L	L	L	8	6	
F4/ Bangin The Wire	W	L	L	W	W	L	W	L	W	L	L	W	L	W o	7	7	
F5/ The Neighborhood Dart Knight	L	W	L	W	W	W	W	W	L	L	W	W	L	W	9	5	
F6/ Sofa Kings	L	L	L	W	W	L	W	L	W	L	W	L	L	L x	5	9	F Division
F7/ Village Idiots	L	W	L	W	W	L	W	W	W	W	W	W	L	W	10	4	60.71%
F8/ Shoot-Da-Bull	W	W	L	W	W	W	W	W	W	L	L	W	W	L	10	4	34 22
G1/ Runs with Corks	W	W	-	L	W	W	W	L	L	-	W	L	W	L	7	5	
G2/ Nein Mark	fft	-	L	W	L	W	W	W	-	W	W	W	L	L	7	4	
G3/ Rippin Darts	W	W	W	-	W	W	W	W	W	W	-	L	L	W	10	2	
G4/ Punk in Drublic	fft	W	W	L	-	L	L	W	L	W	W	-	W	W	7	4	
G5/ Ones are Closed	W	W	W	W	L	L	-	W	L	W	L	W	W	-	8	4	G Division
G6/ We're Sexy & We Throw It	-	W	L	W	L	W	L	-	W	W	L	L	W	W	7	5	65.85%
G7/ The Rock Bottoms	W	W	W	W	L	-	W	L	L	W	W	L	-	W	8	4	27 14
Right:	15	15	13	16	15	15	13	17	12	15	16	15	14	15			
Wrong:	7	8	10	7	8	8	10	6	11	8	7	7	9	8			
forfeited:	1	-	-	-	-	-	-	-	-	-	-	1	-	-			

	Week 1		Week 2		Week 3		Week 4		Week 5		Week 6		Week 7		Week 8		Week 9		Week 10		Week 11		Week 12		Week 13		Week 14		Forfeits
RDL - Spring, 2023	vs.	W/L Pts.	vs.	W/L Pts.	vs.	W/L Pts.	vs.	W/L Pts.	vs.	W/L Pts.	vs.	W/L Pts.	vs.	W/L Pts.	vs.	W/L Pts.	vs.	W/L Pts.	vs.	W/L Pts.	vs.	W/L Pts.	vs.	W/L Pts.	vs.	W/L Pts.	vs.	W/L Pts.	
A1/ The Global Element	Bye	- -	A6	W 21	a7	W 20	A5	W 23	a4	W 18	A3	W 19	a2	W 12	Bye	- -	a6	W 17	A7	W 14	a5	W 21	A4	W 18	a3	W 16	A2	W 19	
A2/ The Bullies	A7	W 18	a5	W 21	a6	W 16	Bye	- -	a3	W 18	A4	W 17	A1	L 12	a7	W 23	A5	W 19	A6	W 19	Bye	- -	A3	W 16	a4	W 22	a1	L 5	
A3/ Liver Alliance	a6	W 17	Bye	- -	a5	W 20	A7	W 23	A2	L 6	a1	L 5	a4	W 12	A6	W 17	Bye	- -	A5	W 18	a7	W 14	a2	L 8	A1	L 8	A4	W 12	
A4/ Lunatic Fringe	A5	W 19	a7	W 15	Bye	- -	a6	W 14	A1	L 6	a2	L 7	A3	L 12	a5	W 16	A7	W 20	Bye	- -	A6	W 17	a1	L 6	A2	L 2	a3	L 12	
A5/ Armed & Hammered	a4	L 5	A2	L 3	A3	L 4	a1	L 1	A6	L 11	a7	L 6	Bye	- -	A4	L 8	a2	L 5	a3	L 4	A1	L 3	a6	W 17	A7	L 8	Bye	- -	
A6/ Consistently Inconsistent	A3	L 7	a1	L 3	A2	L 8	A4	L 10	a5	W 13	Bye	- -	A7	W 15	a3	L 7	A1	L 7	a2	L 5	a4	L 7	A5	L 7	Bye	- -	a7	W 12	
A7/ Darty Minds	a2	L 6	A4	L 9	A1	L 4	a3	L 1	Bye	- -	A5	W 17	a6	L 9	A2	L 1	a4	L 4	a1	L 10	A3	L 10	Bye	- -	a5	W 16	A6	L 12	
B1/ Put It on Matt's Tab	b7	L 12	B3	W 13	B6	L 10	b4	W 13	B8	W 13	B5	L 11	b2	W 15	B7	W 13	b3	W 13	b6	L 10	B4	W 18	b8	W 15	b5	W 15	B2	W 11	
B2/ Boom Baby	b6	W 13	B4	L 10	b7	L 9	B8	L 11	b5	L 7	B3	L 6	B1	L 9	B6	L 6	b4	L 3	B7	L 10	b8	L 9	B5	L 5	b3	L 12	b1	L 10	
B3/ Why So Serious?	B8	W 17	b1	L 11	b5	W 16	B7	W 15	b6	W 13	b2	W 18	B4	W 17	b8	W 16	B1	L 11	B5	L 12	b7	W 14	B6	L 0	B2	W 12	b4	W 18	
B4/ Blindsided	B5	W 14	b2	W 14	b8	W 13	B1	L 11	b7	W 15	B6	W 12	b3	L 6	b5	L 8	B2	W 21	B8	W 13	b1	L 6	B7	W 13	b6	W 20	B3	L 6	
B5/ Double In, Uber Out	b4	L 10	B7	W 14	B3	L 8	b6	W 14	B2	W 17	b1	W 13	B8	W 13	B4	W 13	b7	L 11	b3	W 12	B6	L 11	b2	W 17	B1	L 9	b8	L 10	
B6/ Dysfunctional Outlaws	B2	L 11	b8	L 12	b1	W 14	B5	L 10	B3	L 11	b4	L 12	B7	L 8	b2	W 18	B8	L 9	B1	W 14	b5	W 13	b3	W 16	B4	L 4	b7	L 9	
B7/ Dart Attack	B1	W 12	b5	L 10	B2	W 15	b3	L 9	B4	L 9	b8	L 8	b6	W 16	b1	L 11	B5	W 13	b2	W 12	B3	L 10	b4	L 11	B8	W 15	B6	W 15	
B8/ Iceman's Ear Defenders	b3	L 7	B6	W 12	B4	L 11	b2	W 13	b1	L 11	B7	W 16	b5	L 11	B3	L 8	b6	W 11	b4	L 11	B2	W 15	B1	L 9	b7	L 9	B5	W 14	
C1/ Double In Stumble Out	Bye	- -	C7	W 13	c4	L 7	C2	W 18	C6	L 9	c3	W 16	C5	L 11	Bye	- -	c7	L 11	C4	L 8	c2	W 17	c6	W 12	C3	W 17	c5	L 8	
C2/ Shooter McGavin	c7	W 12	C6	L 12	C3	W 14	c1	L 6	C5	L 6	c4	L 11	Bye	- -	C7	L 10	c6	W 14	c3	L 7	C1	L 7	c5	L 11	C4	L 5	Bye	- -	
C3/ Show Me Your Tips	c6	W 15	C5	W 13	c2	L 10	C4	W 16	Bye	- -	C1	L 8	C7	W 18	C6	W 17	c5	W 19	C2	W 17	c4	W 14	Bye	- -	c1	L 7	c7	L 12	
C4/ Nine Lives	c5	L 8	Bye	- -	C1	W 17	c3	L 8	C7	W 13	C2	W 13	c6	W 16	C5	L 9	Bye	- -	c1	W 16	C3	L 10	c7	L 8	c2	W 19	C6	W 12	
C5/ Trippin Bulls	C4	W 16	c3	L 11	C6	W 16	C7	L 7	c2	W 18	Bye	- -	c1	W 13	C4	W 14	C3	L 5	c6	W 14	c7	L 10	C2	W 13	Bye	- -	C1	W 16	
C6/ Rif Raf	C3	L 9	c2	W 12	c5	L 8	Bye	- -	c1	W 15	c7	L 10	C4	L 8	c3	L 7	C2	L 10	C5	L 10	Bye	- -	C1	L 12	C7	W 13	c4	L 12	
C7/ Darty Sanchez	C2	L 12	c1	L 11	Bye	- -	c5	W 17	c4	L 11	C6	W 14	c3	L 6	c2	W 14	C1	W 13	Bye	- -	C5	W 14	C4	W 16	c6	L 11	C3	W 12	
D1/ Off Constantly-Reboot	D2	W 16	d6	W 12	D5	W 17	Bye	- -	d7	L 11	D3	L 12	d4	W 16	d2	W 19	D6	L 11	d5	W 13	Bye	- -	D7	W 16	d3	W 13	D4	W 18	
D2/ DD-214	d1	L 8	D5	W 13	d7	W 14	D4	W 13	d3	L 5	D6	W 13	Bye	- -	D1	L 5	d5	L 4	D7	L 9	d4	L 10	D3	W 18	d6	W 15	d5	- -	
D3/ One Armed Bandits	d4	W 12	D7	W 13	Bye	- -	D6	W 19	D2	W 19	d1	W 12	D5	L 9	D4	W 17	d7	L 7	Bye	- -	d6	W 15	d2	L 6	D1	L 11	d5	W 14	
D4/ BullsHit	D3	L 12	Bye	- -	D6	W 13	d2	L 11	d5	L 12	D7	L 11	D1	L 8	d3	L 7	Bye	- -	d6	W 14	D2	W 14	D5	L 8	d7	W 14	d1	L 6	
D5/ Cheap Shots	D6	W 15	d2	L 11	d1	L 6	D7	L 9	D4	W 12	Bye	- -	d3	W 15	d6	L 8	D2	W 20	D1	L 10	d7	L 8	d4	W 16	Bye	- -	D3	L 10	
D6/ Red-eye Rangers	d5	L 9	D1	L 12	d4	L 11	d3	L 5	Bye	- -	d2	L 11	D7	W 13	D5	W 16	d1	W 13	D4	L 10	D3	L 9	Bye	- -	D2	L 9	d7	L 8	
D7/ Menace 2 Sobriety	Bye	- -	d3	L 11	D2	L 10	d5	W 15	D1	W 13	d4	W 13	d6	L 11	Bye	- -	D3	W 17	d2	W 15	D5	W 16	d1	L 8	D4	L 10	D6	W 15	
E1/ Hump Day!	e7	W 13	E5	W 19	e3	W 16	E2	L 10	Bye	- -	E6	W 16	e4	L 11	E7	W 14	e5	W 14	E3	W 17	e2	W 14	Bye	- -	e6	W 14	E4	W 12	
E2/ Bad Mutha Duckas	e5	W 18	E4	W 17	Bye	- -	e1	W 14	E3	W 18	e7	W 14	E6	L 10	E5	W 18	e4	W 15	Bye	- -	E1	L 10	e3	W 16	E7	W 15	E6	W 14	
E3/ Irish Ton	E6	W 12	Bye	- -	E1	L 8	e7	W 12	e2	L 6	E4	L 5	E5	W 18	e6	L 10	Bye	- -	e1	L 7	E7	W 13	E2	L 8	e4	W 14	e5	W 12	
E4/ Sharky's Machine	Bye	- -	e2	L 7	E6	L 11	e5	W 17	E7	W 13	e3	W 19	E1	W 13	Bye	- -	E2	L 9	e6	W 14	E5	W 18	e7	W 14	E3	L 10	e1	L 12	
E5/ That's What She Said	E2	L 6	e1	L 5	E7	W 12	E4	L 7	e6	L 7	Bye	- -	e3	L 6	e2	L 6	E1	L 9	e7	L 5	e4	L 6	E6	W 11	Bye	- -	E3	L 6	
E6/ Death Throw	e3	L 12	E7	L 9	e4	W 13	Bye	- -	E5	W 17	e1	L 8	e2	W 14	E3	W 14	e7	L 11	E4	L 10	Bye	- -	e5	L 10	E1	L 10	E2	L 10	
E7/ Y.N.T.A.	E1	L 11	e6	W 15	e5	L 12	E3	L 12	e4	L 11	E2	L 10	Bye	- -	e1	L 10	E6	W 13	E5	W 15	e3	L 8	E4	L 10	e2	L 9	Bye	- -	
F1/ Shark Shooters	f4	L 7	F6	W 15	f3	L 6	F2	L 5	f5	L 10	F8	L 12	f7	L 6	F4	W 13	f6	L 9	F3	W 15	f2	L 9	F5	L 10	f8	L 10	F7	L 6	
F2/ Ton 80 Proof	f6	L 8	F4	W 20	F7	W 15	f1	W 14	f8	W 20	F5	W 13	F3	W 14	F6	L 11	f4	W 18	f7	W 15	F1	W 15	F8	W 20	f5	L 12	f3	L 10	
F3/ Dart Side of the Moon	F8	W 10	f5	W 13	F1	W 18	f7	L 10	F6	W 15	F4	L 9	f2	L 10	f8	W 16	F5	L 8	f1	L 9	F7	L 9	f6	W 15	f4	L 10	F2	W 13	
F4/ Bangin The Wire	F1	W 17	f2	L 4	f6	L 12	F8	W 17	F7	L 10	f3	W 15	f5	W 16	f1	L 11	F2	L 6	F6	W 15	f8	L 12	f7	L 7	F3	W 14	F5	L 12	
F5/ The Neighborhood Dart Knight	f7	L 7	f3	L 11	f8	L 10	F6	L 11	F1	W 14	f2	L 11	F4	L 8	F7	L 9	f3	W 16	F8	L 12	f1	W 14	F2	W 12	f4	W 12	f4	W 12	
F6/ Sofa Kings	F2	W 16	f1	L 9	F4	W 12	f5	W 13	f3	L 9	F7	W 15	f8	W 15	f2	W 13	F1	W 15	f4	L 9	F5	W 12	F3	L 9	f7	W 12	F8	L 6	
F7/ Village Idiots	F5	W 17	f8	W 17	f2	L 9	F3	W 14	f4	W 13	f6	L 9	F1	W 18	f5	W 15	F8	W 18	F2	L 9	f3	W 15	F4	W 17	F6	L 12	f1	W 18	
F8/ Shoot-Da-Bull	f3	L 8	F7	L 7	F5	W 14	f4	L 7	F2	L 4	f1	W 12	F6	L 9	F3	L 8	f7	L 6	f5	W 12	F4	W 12	f2	L 4	F1	W 12	f6	W 15	
G1/ Runs with Corks	g7	W 16	G5	W 13	Bye	- -	g4	L 10	G3	L 8	G6	W 15	g2	W 14	G7	L 11	g5	W 16	Bye	- -	G4	W 14	g3	W 10	g6	W 17	G2	W 14	
G2/ Nein Mark	G4	W 16	Bye	- -	g6	L 7	G7	W 17	G5	W 15	g3	L 7	G1	L 10	g4	L 9	Bye	- -	G6	W 13	g7	W 14	g5	W 16	G3	W 16	g1	L 10	
G3/ Rippin Darts	g5	W 15	G6	W 20	G4	W 13	Bye	- -	G1	W 16	G2	W 17	G7	W 16	G5	W 15	g6	W 14	G4	W 20	Bye	- -	G1	L 9	G2	L 6	g7	W 15	
G4/ Punk in Drublic	g2	L 0	G7	W 15	g3	L 11	G1	W 11	Bye	- -	g5	L 10	G6	L 10	G2	W 15	g7	L 6	G3	L 4	g1	L 10	Bye	- -	G5	L 11	g6	W 13	
G5/ Ones are Closed	G3	L 9	g1	L 11	g7	W 14	G6	W 15	g2	L 9	G4	W 14	Bye	- -	g3	L 9	G1	L 8	G7	W 14	g6	L 9	G2	L 8	g4	W 12	Bye	- -	
G6/ We're Sexy & We Throw It	Bye	- -	g3	L 4	G2	W 17	g5	L 9	G7	L 11	g1	L 9	g4	W 14	Bye	- -	G3	L 10	g2	L 11	G5	W 15	g7	L 10	G1	L 7	G4	L 11	
G7/ The Rock Bottoms	G1	L 8	g4	L 9	G5	L 8	g2	L 7	g6	W 12	Bye	- -	g3	L 8	g1	W 13	G4	W 13	g5	L 10	G2	L 7	G6	W 14	Bye	- -	G3	L 9	

I now run this column during seasons in which I've included trivia questions all season. Each question is listed exactly as it was during the season, so there is potential for a question to now be out of date, but it's usually not too much of a problem. Each question is listed under the week number when it ran, and the answers follow the questions. No peeking...

Week 7 question: As anyone who has read the Tons for a long time knows, I personally think the regular season title is the real achievement in RDL land, requiring months of steady play and committed attendance, etc. (as opposed to the tournament title that really only requires a couple nights of good play by as few as just 2 or 3 of your top players). In light of that, I think a week 14 heads-up battle for a division is the real marquee show in any given season. And obviously, that battle in A division would be my vote for biggest match of the year, since it crowns the league's top overall team. So, the question here is... in my 51 non-Covid seasons as the statistician, how many times did week 14 feature a winner-take-all head-to-head matchup in A (meaning the top two teams either had the same W/L record, or that the second place team was within one win but with more total season points entering that match)?

Week 8 question: Since we've gone to the divisional fast games and high in/out awards, we've faced divisional logjams at 120-In quite a few times. More impressive is when we have a logjam at 160(!). What is the greatest number of 160-Ins we've had in one season since I became statistician in 1996? [Note: before 2010, "Ins" were allowed any turn, not just the first.]

Week 9 question: We are down to two undefeated teams in any division this season. Clearly, teams undefeated in the season are among the tournament "favorites." In my time as statistician (51 non-Covid seasons with tournaments, with 377 divisions), how many undefeated teams failed to even reach their tournament final?

Week 10 question: Back in week 5 of the Spring 1996 season (my first as the RDL statistician), I offered my first match predictions column. When I started out, I just picked a handful of important matches to highlight each week. That list of picks expanded over the next few seasons, and by the start of 2000 I was picking every match every week so that nobody felt left out each week. Back in those early seasons, I didn't keep a running total of my record with each team (although at some point I could go back and create one, but I'm not doing that for this lone trivia purpose). But starting in Fall 2003 I did. Soooo... from Fall 2003 through 2022, what are the worst single-season correct pick records I've had for a team? (And yes, this question is fully inspired by the hot messes that are my current season's picks for matches involving Put It on Matt's Tab, Double In, Uber Out, Double In Stumble Out, Cheap Shots, and Menace 2 Sobriety!)

Week 12 question: I've always offered to any team that prefers it, that I would completely refrain from including their team in any writeups, predictions, columns, etc. Some teams might just not want anything written about them or including them. And in all my years here (this is the start of my 28th year as the RDL statistician, with 27 years of play due to Covid), exactly one team/captain has requested exactly that. So, who is the only team (and captain) to ever demand that I not include them in anything in the newsletter (aside from the standings and statistics, of course)?

Week 13 question: This past week, we had both a match forfeit and a late scoresheet penalty. What are the records for the lowest numbers of forfeits in a season, and the lowest number of penalties in a season (at least during my tenure as RDL statistician, 1996-present)?

Week 14 question: Robbie Phillips of The Global Element is hanging out in some pretty rarified air in terms of ASP Average (this despite how few turns per game he actually throws!). In light of that, what is the RDL ASP Average record for a season?

Week 7 answer: I admit before I researched this answer, I would have guessed there had been more than I found. Some seasons a team ran too far ahead, some seasons the top teams didn't square

off in the last week, and some seasons the second place team started out behind (but within reach) and just stayed there (even if they won the week 14 pairing). In the end, I found there have been only 7 week 14 winner-take-alls at the top of A during my 51 non-Covid seasons as statistician. In Sp96, Lunatic Fringe kept the top spot over 3 In A Bed, 14-10; in Fa03, The Subversive Element passed Varina Sports Bar, 17-7; in Fa11, Not Non-Element kept the #1 spot over Just A Little High, 17-7; in Fa13, Element Twenty-Won passed Bullklitz, 13-11 (with a 13-darter in the last 501!!); in Sp18, Appetite for Destruction passed Element XXX, 12-12 (in a super-fast 1001 with the teams combining for 24.6 points/dart); in Sp22, The Bullies kept first over The Uncharted Element, 12-12 (in a 34-dart 1001 with a turn average of >88.3); and in Fa22, The Convergent Element kept first over The Bullies, 13-11. So yep, it was only 5 of 49 seasons before the last year and the current historic Element-Bullies series. [Ridiculous super kudos to both Paul Jacobi and Tom Brown, who each came up with perfect guesses of 7 times while we were just standing at our match. No research, no record perusing, just separate perfect guesses (and also not hearing each other). Ummm... wow.] *[Answer update for the banquet Tons:* This season we added the 8th wk14 winner-take-all match in my 52 full seasons here, and it was the Element and Bullies for the 3rd straight season!! Add to the legacy of the league's best matchup ever. And for the 3rd straight season, the team in 1st kept hold of first, this time with The Global Element winning that matchup 19-5.]

Week 8 answer: Alright, sooo... the first thing to acknowledge here is that the rules for "Ins" have changed over the years. For 1996-2006, the High In was a leaguewide award, and any turn that scored your first points was considered ok (i.e., not getting in for eight turns and then hitting one big shot after your opponent has already missed two turns at the out was celebrated as a great achievement). For 2007-2009, "Ins" were still allowed after the first turn and Ins/Outs/Games were now separated into divisional awards (which changes little in terms of this question). But then starting in 2010, it was decided that only "First Turn Ins" would be award-eligible, which mathematically seems like it would change the rates of 160s, but... somehow it hasn't that much?! Let's start with the fact that 6 of the 28 seasons with "any turn Ins" sported a 170-In, while 2 of the 24 seasons with "first turn-only Ins" had 170s. Beyond that, 7 seasons had logjams of 4 160s (4 in the any turn era, 3 in the first turn era), and 4 seasons had logjams of 5 160s (3 in the any turn era, 1 in the first turn era). Which leaves two seasons (Fall 2005 in the any turn era, and Fall 2019 in the first turn era) as the biggest logjams with 6 "Ins" of 160 tying for the league best [side note for Fall 2019, one of those was a repeat by one thrower who had two, but that season also had another non-award-winning 160-In in the tournaments].

Week 9 answer: As noted in the question, we have had 377 divisions in my 51 non-Covid seasons, and 54 of those divisions (14.3% of the divisions) finished the regular season with an undefeated team. Of those 54, 41 of them went on to complete the undefeated double, while 10 more of them lost in the tournament final. Which means that we have had exactly 3 undefeated regular season teams fail to reach their tournament finals. All three lost in the semifinals (which was the first tournament match for each, as all three played in 7-team divisions). In Spring 2008, Money Shot won H division by 5 matches, then lost 12-7 to #4 seed Ale-ing Archers. In Spring 2018, Diddle Diddle won B division by 5 matches, then lost 14-10 to #5 seed Kiss My... And in Spring 2022, Darty

Trivia answer portion continued on page 14...

THIS SEASON'S LYRICS QUIZZES... REVISITED

Much like the column of this season's trivia questions on the previous page, I've listed here each lyrics quiz from this season. Each lyric is listed exactly as it was during the season. Each lyric is listed under the week number when it ran, and the answers are listed at the bottom of the page (and continuing onto the next page). No peeking... So who's ready to re-play "Name the band/singer and song (and weekly theme)"?

Week 2, song #1 lyric: "Counting all the assholes in the room, Well, I'm definitely not alone, well, I'm not alone"
Week 2, song #2 lyric: "Holding onto his words, but baby, I saw an angel become the Devil, Still they look pretty good hand in hand"
Week 2, song #3 lyric: "Feel the power of a warrior, fight fight fight fight, Let's get ready to rumble, fight fight fight fight"
Week 3, song #1 lyric: "Think you gotta keep me iced (You don't), Think I'm gonna spend your cash (I won't), Even if you were broke"
Week 3, song #2 lyric: "She'll make you live her crazy life, but she'll take away your pain, Like a bullet to your brain, Come on!"
Week 3, song #3 lyric: "If it's true don't leave me all alone out here (oh) (oh), Wondering if you're ever gonna take me there (leave me all alone girl)"
Week 4, song #1 lyric: "We started dancing and love put us into a groove, But now he's with somebody new, what does love want me to do?"
Week 4, song #2 lyric: "My baby, he don't talk sweet, He ain't got much to say, But he loves me, loves me, loves me"
Week 4, song #3 lyric: "I need a man who'll take a chance, On a love that burns hot enough to last, So when the night falls, My lonely heart calls"
Week 5, song #1 lyric: "Lately things, they don't seem the same, Acting funny, but I don't know why, 'Scuse me while I kiss the sky"
Week 5, song #2 lyric: "One pill makes you larger, And one pill makes you small, And the ones that mother gives you, Don't do anything at all"
Week 5, song #3: "Picture yourself on a train in a station, With plasticine porters with looking glass ties, Suddenly someone is there at the turnstile"
Week 6, song #1 lyric: "A gathering of angels, Appeared above my head, They sang to me this song of hope, And this is what they said"
Week 6, song #2 lyric: "Day after day I'm more confused, Yet I look for the light through the pourin' rain, You know that's a game that I hate to lose"
Week 6, song #3 lyric: "Takes me away to where I've always heard it could be, Just a dream and the wind to carry me, Soon I will be free"
Week 7, song #1 lyric: "Move 'em on, head 'em up... Head 'em up, move 'em on... Move 'em on, head 'em up"
Week 7, song #2 lyric: "Oh baby, don't hurt me, Don't hurt me, No more, Baby, don't hurt me, don't hurt me, No more"
Week 7, song #3 lyric: "I'm just a poor boy nobody loves me, He's just a poor boy from a poor family, Spare him his life from this monstrosity"
Week 8, song #1 lyric: "I must've been through about a million girls, I'd love 'em and I'd leave 'em alone, I didn't care how much they cried, no sir"
Week 8, song #2 lyric: "Love me love me, Pretend that you love me, Leave me leave me, Just say that you need me"
Week 8, song #3 lyric: "You see the world through your cynical eyes, You're a troubled young man I can tell, You've got it all in the palm of your hand"
Week 9, song #1 lyric: "Oh-oh, and you're Mary Tyler Moore, I don't care what they say about us anyway, I don't care about that"
Week 9, song #2 lyric: "When I think about you, I think about 17, I think about my old Jeep, I think about the stars in the sky, Funny how a melody..."
Week 9, song #3: "And it goes like this... take me by the tongue, and I'll know you, (Ah) kiss me till you're drunk, and I'll show you"
Week 10, song #1 lyric: "I can see all obstacles in my way, Gone are the dark clouds that had me blind, It's gonna be a bright, bright sunshiny day"
Week 10, song #2: "I love you, baby, And if it's quite alright, I need you, baby, To warm the lonely night, I love you, baby, Trust in me when I say"
Week 10, song #3 lyric: "And all my instincts they return, And the grand facade, so soon will burn, Without a noise, without my pride, I reach out..."
Week 11, song #1 lyric: "Lay me down on a bed of roses, Sink me in the river at dawn, Send me away with the words of a love song"
Week 11, song #2 lyric: "Woke up to the sound of pouring rain, The wind would whisper and I'd think of you, And all the tears you cried..."
Week 11, song #3 lyric: "It's been a long day without you, my friend, And I'll tell you all about it when I see you again, We've come a long way..."
Week 12, song #1 lyric: "There's a man who leads a life of danger, To everyone he meets he stays a stranger, With every move he makes"
Week 12, song #2 lyric: "Hey hey what do you say, Someone took your plans away, So what's all the fuss, There ain't nobody that..."
Week 12, song #3 lyric: "I see you, you see me, Watch you blowin' the lines, When you're making a scene, Oh girl, you've got to know"
Week 13, song #1 lyric: "I am smellin' like the rose, That somebody gave me, On my birthday deathbed, I am smellin' like the rose"
Week 13, song #2 lyric: "But now I'm insecure, and I care what people think, My name's Blurryface and I care what you think"
Week 13, song #3 lyric: "Oh, ho, ho, It's magic you know, Never believe, it's not so, It's magic, you know, Never believe, it's not so"
Week 14, song #1 lyric: "Stolen from Africa, brought to America, Fight on arrival, fighting for survival"
Week 14, #2: "Fat man sitting on a little stool takes the money from my hand, While his eyes take a walk all over you, Hands me the ticket, smiles..."
Week 14, song #3: "All of my love, all of my kissin', You don't know what you've been a-missin'"
Week 14, song #4: "Do you want to see me crawl across the floor to you? Do you want to hear me beg you to take me back?"
Week 14, #5: "To think of good reasons, To keep on keepin' on, Got to make the best of, Of bad situation, Ever since that day, I woke up and found"
Week 14, song #6: "You got the body, now you want my soul, Don't even think about it, say no go, Yeah I, I'll do anything that you want me to"
Wk 14, #7: "If the tears fall down like rain, Let her sing if it eases all her pain, Let her go, let her walk right out on me, And if the sun comes up tomorrow"
Week 14, song #8: "You've been thinking, And I've been drinking, We both know that it's just not right, Now you're pretending, That it's not ending"
Week 14, song #9 lyric: "Don't stop it now, Don't stop it no, Don't stop it now, Don't stop it"
Week 14, song #10 lyric: "How you gonna do it if you really don't wanna dance, By standing on the wall? (Get your back up off the wall), Tell me"
Week 14, song #11 lyric: "Donnie D's on the back up, Drug free, so put the crack up, No need for speed, I'm anti D-R-U-G-G-I-E"
Week 14, song #12 lyric: "Up in my bedroom (making love), I got up to wash my face, When I come back to bed, Someone's taken my place"
Wk14, #13: "There is a blue one who can't accept, The green one for living with, A fat one tryin' to be a skinny one, Different strokes for different folks"
Wk14, #14: "They say we're young and we don't know, We won't find out until we grow, Well I don't know if all that's true, 'Cause you got me, and..."
Week 14, #15: "It's been three long years, do you still want me? If I don't see a ribbon round the ole oak tree, I'll stay on the bus, forget about us..."

THIS SEASON'S LYRICS QUIZZES... REVISITED (the answers to the lyrics at the top of the page) (these are continued on page 14...)

Week 2 answers: Song 1 = "Still Counting" by Volbeat == Song 2 = "Heaven nor Hell" by Volbeat ==
 Song 3 = "A Warrior's Call" by Volbeat. Week 3 answers: Song 1 = "Love Don't Cost A Thing" by Jennifer Lopez ==
 Song 2 = "Livin' La Vida Loca" by Ricky Martin == Song 3 = "I Need To Know" by Marc Anthony.
 Week 4 answers: Song 1 = "Let the Music Play" by Shannon == Song 2 = "Let's Hear It for the Boy" by Deniece Williams == Song 3 =
 "I Wanna Dance With Somebody (Who Loves Me)" by Whitney Houston. Week 5 answers: Song 1 = "Purple Haze" by Jimi Hendrix ==

WANNA HEAR ONE OF THE BEST "TEAM POLICING ITSELF" STORIES EVER?

Last season I was emailing with a league member regarding something that had happened in a North Carolina City Dart League match, during which a player's team began fighting with him / turning on him, due to his behavior throughout the match. What I got in return is one of the funniest RDL team actions of which I've ever heard. Here is the story (with the main offender anonymized to save embarrassment / avoid a fight, but with another kept in by name so that he earns full bas-ass-ery points in everyone's eyes. The story as told to me: "Reminds me of when I was on Anthony Martin's team (yep, prior Board member Anthony Martin!) and "The Butthead In Question" was on our team. Butthead was being such a jerk about ASPs – he needed 1 bull to win and threw at 16s for ASPs for 6 or 7 turns and was bragging that he had more ASP than the whole other team. Anthony warned him about it and said he was being an ass and of course, being Butthead, he kept doing it. At the end of the match, several players told Anthony that they would finish the season, but were not coming back because Butthead was such an embarrassment. Anthony shared that he told him multiple times that night to stop, and this was not the first time this had come up. After a team discussion, it was decided to kick Butthead off the team, effective immediately. What is extra funny about this story is that, Anthony took a page from the TONS, flipped it over on the back and wrote something to the effect of 'Dear Butthead, the whole team is disgusted with your unsportsmanlike behavior regarding being in the game for ASPs and bragging about how you are better than the entire other team. Since you are not inclined to discontinue this behavior despite being spoken to about it multiple times, the team has unanimously voted to kick you off, effective immediately.' And we all signed it. And the next day at work, Anthony faxed him the sheet!!!! (Keep in mind this was before mass email, but it still makes me laugh to this day that someone was kicked off a team via a fax. But that was so like Anthony!!)"

Alright, I know the person that I identified as Butthead in this story, and I know Anthony, and I COMPLETELY believe every last syllable of this story. This is EXACTLY who those two people are. And this outcome is friggin' priceless. Such a champ, and such a chump. And on a related note, if this was how you were to win an award like this, would it really mean anything to you? What a weak way to go about your day. I've had teammates that we felt threw unnecessary ASPs every now and then, but it hasn't really ever mattered to any awards, mostly because there's this guy in A who is the most efficient assassin in league history (how we wins ASP awards while probably throwing less than half as many turns as most others is beyond me). Anyway... haven't seen Butthead here in RDL-land in a while now... such a bummer...

THIS SEASON'S TRIVIA QUESTIONS... REVISITED (continued from page 12)

Sanchez won E division by 4 matches, then lost 13-9 to #4 seed Red-eye Rangers. [Answer update for the banquet Tons: this season's only undefeated regular season team, The Global Element in A division, did indeed add to the season/tournament double list.

Week 10 answer: In the 37 seasons contained within this question, there were 2125 teams, with 2 of them who never played (leaving 2123 teams). And my average correct pick rate is about 72% per team. But there have been 8 teams (sort of) that fooled me at such an alarming rate that I actually got at least 72% wrong for those teams. I say "sort of" because 4 of those 8 teams did not play complete seasons. One team, The Groupers from Sp19's H div., folded after one match, so I was 0-1. Then three teams from the abbreviated Sp20 Covid season (C div.'s Projectile Dysfunction, D div.'s Sharky's Machine, and D div.'s Hump Day!) fooled me in 6, 7 and 6 matches, respectively, but we all know I would've figured that trio out! Which leaves the 4 real kings of confusing me... The first 3 here all fooled me 9 of 12 weeks: Modena of Fa03's E div., Bennington Brawlers of Sp06's F div., and Sharky's Machine (again!) of Sp15's C div. And then there was the Fa13 B division version of Overtime Outlaws, who fooled me a huge 10 of 13 times (thankfully, they forfeited in wk13, after I had endured a 9-match wrong streak!). [Answer update for the banquet Tons: Nope, neither Put It on Matt's Tab nor Double In, Uber Out was able to continue fooling me enough this season to break this record. Uber Out did finish as this season's biggest problem children for me (4-10), but that level didn't reach the problem child level above.]

Week 12 answer: Arrowing Experience and captain Craig Coker in the Spring 2000 season. I had written in a prediction that pre-season-me had thought they would have more wins at the midpoint, and that was a personal affront that he couldn't/wouldn't accept. So, they were withheld from all columns for the remainder of the Spring 2000 season, and then through the Fall 2000 season. After 2000, the team folded and never returned (although a couple of their players joined other teams for a season or two before disappearing).

Week 13 answers: Let's start with the forfeits... After looking up all the digits, I admit that I was a little surprised by how many forfeits we've actually had. This is my 53rd season as statistician (with one season ended after week 8, and this season not quite complete yet), and we've had 311 regular season forfeits, for an

average of 5.87 forfeits per season. Some of the larger number seasons are obviously driven by a team or two that forfeits out, who then subsequently has at least a handful of automatic forfeits attributed to their records. In the end, the highest number of forfeits in a season was 18 (in Fall 2008), followed by a season with 15 (Fall 1997), and three seasons with 14 each. The lowest number of forfeits was actually 0, and that has happened only TWICE (Spring 2001, Spring 2022), followed by 5 seasons w/ 1 forfeit each.

Now for the penalties... in the first 42 seasons I was here, there were literally dozens of penalties worth hundreds of points in most seasons. But then a few factors started filtering in, including electronic submission of scoresheets, skipping the fifth week captains' meetings some seasons, not always requiring election ballots in the election years where no more than one person ran for each office, and eventually texting of scoresheet photos. We had a pretty clear decrease in penalties starting with the Spring 2005 season, and then again starting in about Spring 2013. But it was in Spring 2018 that penalties really started getting rarer!! In the past 9 seasons (which include both the 8-week Covid season and the current not-quite-complete season), we've had only a total of 35 penalties for 454 points (and a match win or two). And the lowest ever (which was actually tied with the shortened Sp20 season, but that's not the same) was the Spring 2022 season. In that season, F division's Backpfeifengesicht picked up a 16-point late scoresheet penalty in week 3, and that was the entire sum total of penalties for the season. Only full season ever with fewer than 3 penalties.

[Answer update for the banquet Tons: We only had 2 forfeits during the regular season this spring, but then we tagged on 3(!) more in the tournaments (2 in B, 1 in G). And, as highlighted on pg. 6, there were only 3 penalties for a total of 41 points this spring.]

Week 14 answer: During my 53 seasons as the RDL statistician, there have been 52 times that an individual threw more than 30 games and averaged 2.000 or more ASPs (with 3 of those this season). Those 52 are spread across 12 individuals, with only 3 of them doing it more than 3 times each. And the king is clearly Robbie Phillips himself, who did it for the 25th(!) time this spring. And while Phillips's 2.630 average this season is only the 2nd time there was an average higher than 2.6, it didn't quite catch his own 2.698 in the Fall 2013 season. (For those wondering, Phillips would have needed 3.5 more ASPs to have passed his own record.)

I LOVE WHEN COLUMNS "LAND" FOR PEOPLE

I type stuff, I email it, and maybe people read it. I hope they enjoy it, or that it brings something to their day. Every now and then I get confirmation that some item was good in some way for somebody. Here's a perfect example of one such connection from Matt Heimbach regarding a lyric quiz a while ago. I love when stuff here relates to real life for somebody, and I love when they care enough to share it. Matt wrote: "The week 7 Danzig lyric - The first one brought back some memories. My mom really liked Mother when it became popular, so I bought her the album. About a week later she said that while she liked the one song, she really didn't like the rest of the album. So I made her a "mix tape" cassette for her car that consisted only of Mother on repeat over and over and over and over and over again. On both sides. And for the next 6 months, whenever she'd drive me to whatever after-school thing I was doing, that's the song we'd listen to. Over and over and over again. Somehow I still don't hate the song."

LOOKING FOR SUMMER DARTS?

Did you happen to see the listings of summer offerings on page 7? There are leagues, blind draws, full tournaments, etc. But one of those leagues (which is made to fit in the RDL open time) is set to jump off this coming week. See page 7 for details about signing up.

I FOUND TWO MORE FROM MATT!

Heimbach also shared stories regarding two more lyrics, one funny and one just a spot-on memory: "1) Harvey Danger - Flaggpole Sitta. First time I heard that song I was in a car with my friend and her double-amputee dad. When the amputee line was sung... awkward! [If you know the lyrics, yep... awkward. -JK] And 2) Men Without Hats - Safety Dance. One of the few songs at my own wedding that got me up and dancing. My wife didn't want it played but the DJ convinced her because everybody dances to it. He was right."

THIS SEASON'S LYRICS QUIZZES... REVISITED --- THE ANSWERS (continued from page 13)

Song 2 = "White Rabbit" by Jefferson Airplane === Song 3 = "Lucy In The Sky With Diamonds" by The Beatles. Week 6 answers:
Song 1 = "Come Sail Away" by Styx === Song 2 = "Drift Away" by Dobie Gray (or Clarence Carter, or Uncle Kracker, or many others) ===
Song 3 = "Sailing" by Christopher Cross. Week 7 answers: Song 1 = "Soul Man" by The Blues Brothers (originally by Frankie Laine and Jimmy Carroll & His Orchestra) === Song 2 = "What Is Love" by Haddaway === Song 3 = "Bohemian Rhapsody" by Queen.
Week 8 answers: Song 1 = "Fooled Around and Fell in Love" by Elvin Bishop === Song 2 = "Lovefool" by The Cardigans ===
Song 3 = "Fooling Yourself (The Angry Young Man)" by Styx. Week 9 answers: Song 1 = "Buddy Holly" by Weezer ===
Song 2 = "Springsteen" by Eric Church === Song 3 = "Moves Like Jagger" by Maroon 5.
Week 10 answers: Song 1 = "I Can See Clearly Now" by Jimmy Cliff (but really Johnny Nash) === Song 2 = "Can't Take My Eyes Off You" by Frankie Valli === Song 3 = "In Your Eyes" by Peter Gabriel. Week 11 answers: Song 1 = "If I Die Young" by The Band Perry ===
Song 2 = "I Remember You" by Skid Row === Song 3 = "See You Again" by Wiz Khalifa, with Charlie Puth.
Week 12 answers: Song 1 = "Secret Agent Man" by Johnny Rivers === Song 2 = "Spies Like Us" by Paul McCartney ===
Song 3 = "Private Eyes" by Hall & Oates. Week 13 answers: Song 1 = "Dead & Bloated" by Stone Temple Pilots ===
Song 2 = "Stressed Out" by Twenty One Pilots === Song 3 = "Magic" by Pilot.
Week 14 answers: Song 1 = "Buffalo Soldier" by Bob Marley & the Wailers === Song 2 = "Tunnel of Love" by Bruce Springsteen & the E Street Band === Song 3 = "Oh Boy!" by Buddy Holly & the Crickets === Song 4 = "Bell Bottom Blues" by Derek & the Dominos ===
Song 5 = "I've Got to Use My Imagination" by Gladys Knight & the Pips === Song 6 = "I Can't Go for That (No Can Do)" by Hall & Oates ===
Song 7 = "Let Her Cry" by Hootie & the Blowfish === Song 8 = "If This Is It" by Huey Lewis & the News === Song 9 = "Keep It Comin' Love" by KC & The Sunshine Band === Song 10 = "Get Down on It" by Kool & the Gang === Song 11 = "Good Vibrations" by Marky Mark & the Funky Bunch === Song 12 = "Cecilia" by Simon & Garfunkel === Song 13 = "Everyday People" by Sly & the Family Stone === Song 14 = "I Got You Babe" by Sonny & Cher === Song 15 = "Tie a Yellow Ribbon Round the Ole Oak Tree" by Tony Orlando & Dawn.

*[Like the last many seasons, we used three-song groups each week and also included a theme each and every week. Added a layer to the game for everybody and has been quite popular. **Here are the themes for each week**, including the week 14 fifteen-song set that proved to be tough again for every guesser who played except for Pete Rutton of Hump Day!, and even he got barely more than half. - JK]*

Week 2 theme: Well, as I noted in the week 2 issue, this set was likely very difficult, and the only real 'theme' was that all three songs were by the same band. The reality of the set is they were my three favorite songs by Doug Jeffcoat's favorite band (I would have used his favorite three, but as far as I can tell, his three favorite Volbeat songs were... all of them. So I just picked my favorite three. And then I sat alone and listened to Volbeat until nearly 4 a.m., nodding my head and acting out the best lines with Doug one more time. Shortly before 4 a.m. I decided I should probably go to bed since I had to work the next day. Was a great night.. Week 3 theme: All songs by artists from Puerto Rico. Since last week's issue was the first Tons I had ever sent you while in Puerto Rico, it just seemed appropriate. Week 4 theme: This one wasn't anything deeper than some of the biggest (and longest-lasting) pop dance tunes of the '80s. I also picked it because, after a couple weeks of tough lyrics, I thought I would toss you guys a set of softballs. The fact that it's a set that a lot of you are probably a little bashful about admitting that you know is just a (very intentional) bonus. Week 5 theme: Nope, you're not seeing things... this set was all about hallucinogens. Week 6 theme: Alright, if you can't get the theme when the song titles are Come Sail Away, Drift Away, and Sailing, then I really can't help you. Sure, the first one is really kind of about aliens and space, but that's secondary when the song title fits this group so perfectly. Week 7 theme: Primary songs featured in movies developed from Saturday Night Live skits! Blues Brothers, A Night at the Roxbury, and Wayne's World. Two of them classics, and the other one mostly just famous for being an earworm with a stupid story. But all SNL moneymakers nonetheless. Week 8 theme: Well, now that you've seen the titles of the songs, it's pretty obvious that we were just fooling around with this set. Week 9 theme: Songs by one artist that are titled for/about an entirely different artist. Week 10 theme: I can see that... I can see you... You seeing the same thing as me? You know, kinda the sentiment that your opponent might be directing toward you if you choose to diddle second, don't wait for a chalker, and pull the diddles quickly without checking with the opponent. Pretty much exactly the top reminder (of things never to do) at the top of page 1 in the previous issue of the Tons. Week 11 theme: Yep, it's the preposterously obvious (if you got the genre-crossing songs) theme of RDL community pillar Mark Knight passing. He died far too young, I will never forget him, and I hope against hope that whatever awaits me brings me across his path again. Week 12 theme: People who go around spying on others... secret agents, spies, private investigators, etc. Week 13 theme: Clearly, this one is all about the pilot here. Which is who I should be traveling with pretty soon. Woowoo!! Week 14 theme: Bands/duos with an ampersand in their name. And they were listed alphabetically (and we actually used the lead singer's first name as the sorting item in those cases, as those are more of a band name than just a singer name).



I've been here for almost 60% of the existence of the RDL, and I've collected records from many years prior to my time. And I can tell you, in no uncertain terms, that the RDL has recently been experiencing the single greatest rivalry/story in its history. Since the start of 2019, Element and The Bullies have been waging the highest-performance, highest-drama, most evenly matched series of battles at the top of the RDL heap; somehow, I don't have the words to fully convey it all to you (and we all know that I am never at a loss for words). And I use the term 'rivalry' to convey an image, but the one feature associated with that word that is missing here is the animosity that some might expect - this is a group that fully respects each other and lives for these matches. It has been an honor to just be involved with them in any way. Check out these results from Sp19-Sp23 (the Sp20 season had only

one regular season matchup, and no tournament)... Regular season W/L: Element 76-8, Bullies 76-8; Head-to-head regular season record: Element 8 wins, Bullies 5 wins; Head-to-head tournament records (all in finals matches): Element 2 wins, Bullies 3 wins; Regular season titles: Element 4, Bullies 3; Tournament titles: Element 2, Bullies 4; in the last 9 pairings, FIVE have gone to 1001, and two more went to final 501s in 11-11 matches; and Element is the ONLY team to defeat Bullies in that entire span (Element dropped a couple additional ones and missed a final in the season immediately post-Covid when they were struggling to not be shorthanded every week). /// I don't generally list all the people in team photos, but in honor of this ongoing awesomeness, I'm going to put a name to each of the faces above in case you come across them... [Back row]: Pat Gibson (B), Dean Cusher (B), Pete Stewart (B), Stevie Phillips (E), Dan Naylor (B), P.J. Stewart (B), Matt Brown (B), Kevin Foushee (B), Chad Massengill (E), Ross Minty (E), Tom Brown (E), Kenny Persson (E), Allen Smith (E); [Front row]: Alex Spellman (B), Wil Tan (E), Jason Kilts (E), Robbie Phillips (E). [Not in photo: Craig Elder (B), Robb Beeson (E), and somehow Michael Johnson (B) who was there when we took this and should be in the photo!] /// Anyway, I hope this rivalry keeps up... won't ever be quite the same either way with P.J. Stewart heading to school to put himself in the air (literally), but I'm hopeful. Even if it tails off a bit, what a golden run it has already been. I feel like this photo is a snapshot of exactly why we all play, chasing that competitive rush in what almost feels like its own little family. Amazing.

DID YOU NOTICE THAT WE HAD ANOTHER TYING OF A LEAGUE RECORD TIED IN THE TOURNAMENTS?!

We already knew Robbie Phillips of The Global Element set a new league standard in SCKt with a 10-darter. And we already knew that Alex Spellman tied the league 301 record with our 11th 7-darter (two of which are his). But in the tournament semifinals, **Chad Massengill** of The Global Element, became the 10th member of the 7-dart 301 club, tossing the league's 12th so-nearly-perfect effort.

DESPITE THE JOY ABOVE AND BELOW...

I'm ready to see this season go. We lost so much this season. This one was painful like none before for me. I'm very ready to not lose any more friends for quite a while. Mortality kinda sucks. Damn.

WINNING TEAM PHOTO GALLERY! (photos continued from page 4)

As noted on page 4, we've continued our recent little tradition of encouraging tournament- winning teams to submit team photos from their victorious evening. Just pretty great to share in the moment and save that memory. (No player name legends for these, but I'm sure the people in the photos know who they are. Plus, it's about 'team' happiness anyway.)

F division tournament champions - Shoot-Da-Bull



B division regular season and tournament champions - Why So Serious? !!



E division regular season and tournament champions - Bad Muthaa Duckas!!



Nowadays, it's a fact... this column has become a banquet Tons staple. I have no idea why so many are so keen on taking a peek into the oddness that is my head, but you are. So without further ado, let's open up my head again and see what falls out. Some of these observations are dart-related, and some of them clearly are not. As always, this is just about the last thing that I'm writing and this season is certainly no exception... soooo, also as always not even I know what's about to hit the page...

-- You know what really warms my heart? When some little street racer or jacked up truck with a lift kit gets flat-out dusted from a light by a silent little electric car like a Prius. Not that I'm some huge electric car proponent or something, but I'm absolutely a non-proponent of any vehicle that has intentionally-altered exhaust systems with a goal of just making them ridiculously loud. Same goes for a big old motorcycle or dirt bike or really any vehicle at all. I just love seeing somebody sit and rev their engine to send out their redneck love call to anyone within earshot (which is a long way), and then watching them take off from a standstill while watching some simple quiet little vehicle just drive away from them. Super double bonus if the idiot with the loud vehicle stalls out or something! //// And I'll expand this one a bit to enlighten anyone with the altered tailpipes... I will speak on behalf of the rest of us with actual functioning frontal lobes: Nope, we don't think your dumbass pipes make you look cool. Or enviable. Or desirable. (Yeah, sorry to confirm that one for you, but the only ladies that will be drawn in by your stupid childish noisemakers would serve themselves much better by trying to become involved with a dentist or an oral surgeon.) So the only people really looking to check out your idiotic loud-ass ride are the people who want to know who their kids are never allowed to bring home, who want to see what inbred goober would make themselves such a stupid spectacle, or who want to know which car they are not-so-secretly hoping will veer over and clip a telephone pole.

-- It's probably just me, but for some reason, I think this is just an odd terminology for a grocery product. Maybe I'm just juvenile, I don't know. But the term "walnut meats" immediately made me chuckle.



-- You know how people say "have a good day" or something similar? Does it strike anybody else as odd that when we are attempting to give a nice farewell sentiment to somebody, that we are really sort of giving them an order? Hey, buddy, I'm telling you that you are now to go in that direction and make your day good! I don't know, just makes me feel funny after thinking about it, so now I try to say "I hope you have a good day" or something like that. Less demanding. :o)

-- After the tournament semifinals, Ken Theall of Ton 80 Proof sent me this message: "Dart Side totally rag-dolled us last night. We were tossing jarts and they were throwing laser darts. A very humbling ass whipping. See you at the banquet!" Which was a huge throwback to my youth! Oh, I so miss Jarts!! Look at these bad boys! (Note: photo taken from a story titled "Remembering a dangerous game" in the Glen Falls, NY Post-Star. Ha! Perfect.)



-- Can somebody explain to me why Jennifer Coolidge is such a popular actress?! Yeah, I know that she was Stifler's Mom in American Pie and all that, but I would argue that doesn't support any argument here. Every time I see her in anything, she just intentionally plays some ditzoid fool, often with some horrible put-on foreign accent. I'm sure that she is probably quite an intelligent and societally functional woman, so why doesn't she ever play one in a show/movie? That whole dipstick shtick is so off-putting. Ugh.

-- You know what the fastest way to get me to NEVER ever share/repost/copy/whatever something from one of your social media posts is? Add any sort of "bet you aren't comfortable enough to share this" or "I expect any of my real friends to repost this" or "if you truly are in favor then copy and paste this to your own feed" type of comment. You beg me or challenge me to post something and the odds falls to exactly zero. Not low, actual zero. Doesn't matter the context, I'm not doing it. Try your dumb guilt manipulation somewhere else. (Or, more likely, the message that you didn't write at all, that you just went and copied from somebody else because they guilt-manipulated you, can go and try that on somebody else.)

-- I've decided that there is a class of words that drives me nuts. It's words that just aren't sure themselves as to how they should be spelled. Is it judgment or judgement? Is it acknowledgment or acknowledgement? Is it canceled or cancelled? Is it adviser or advisor? Is it ax or axe? Is it omelet or omelette? And these aren't even the words where we just debate whether it's the American version or the English version (since most of those just debate the importance of a potentially extraneous 'u' anyway). There are lots of others that are really close, but that actually have slightly different meanings or histories (inquire/enquire, specter/spectre, timbre/timber, etc.), but the ones I'm complaining about here are ones where both words mean the exact same thing and I can't find a good reason why one or the other is the better choice. Just more words for the sake of more words! (Sounds like a column I would write, no?)

-- Man, you know you're a really big dang city when you can support businesses like a gum removal company. That is all they do,




just get gum out of things. For the record, this one is in NYC. Sadly, I don't think they were there to work on the sidewalks...

-- Ever watch Young Sheldon, the prequel series to Big Bang Theory, following the childhood of Sheldon Cooper (the biggest of the nerds in Big Bang)? I, being a nerd myself, kinda love both shows, and I think the writing is pretty witty and well done. But the point of this item is season 1, episode 13, titled "A Sneeze, Detention, and Sissy Spacek." In that episode (that aired in... 2018!), Sheldon develops a germophobia, starts wearing masks and gloves, and worries about a new flu strain. Not really a super stretch in the aftermath of the bird flu and all, but still... 2018.

Random Thoughts continued on page 18...

-- So I sat down to try to decide what single thing is the most absolutely aggravating thing which I deal. Not the thing with which I have to deal the most often, but the thing that, when I do have to do deal with it, is the worst. Now we're not talking actual evil (people who hit their kids, people who abandon animals, people who steal, etc.), we're just talking about the absolute worst parts of regularly accepted days and tasks. And I think I have it... It's not really bad drivers (although they are freakin' close), it's not people's pets pooping on stuff or breaking stuff (although those people need to be smacked around), and it's not even people who treat service industry folks poorly (although there is also a special little place in hell for those folks too). In the end, I think for me and my personal spot in life, the most aggravating thing is... anything at all to do with Ticketmaster (and it took everything I had to not type that as TicketBastard or some other equally insulting title). It's stunning how much I hate that company. I hate the exorbitant fees they charge (seriously, how much money do they make in a day?!). I hate the dynamic pricing model. I hate the queue for tickets that is inevitably followed by clicking on pair after pair of seats marked as available that actually are not (why is it so damn expensive in fees if the system can't keep up with its own series of functions?). And now I absolutely despise that no matter which browser I use, with which level of security and privacy turned off, that their system still can't distinguish me from a bot, despite the fact that I've done nothing but push the "buy tickets" button to literally anything. They FORCE me to use their phone app, which is twice as bad as their computer site, which already sucked. It's as if their website was just terrible and expensive, and they had a meeting to decide what they could do to make it even worse. "I've got it... we'll force people to switch to a phone browser where the search filters rarely work, the page loads twice as slowly, and the patrons can't efficiently compare any seat values even in the same seating level. That'll really drive them crazy!!!" It has gotten to the point that we've gone to a different venue that doesn't employ TicketMaster for the same show, or we've skipped shows entirely. And no, I'm not holding my breath that the legislators trying to put restrictions on them will have any success at all. Winless situation.

-- A few weeks ago, on my way home from my RDL match, I ended up behind this vehicle. I think it's some model of Mitsubishi, but my best guess for model name might be Tippy or Tall or Slim or just High Center Of Gravity. Look at that thing, it has to be twice as tall as it is wide. Only took up half its lane. I stayed back a bit when the light changed, as it looked like it was going to flop over in the first curve. I mean, how the heck does that thing not tip over?? Is there a gyroscope in it?!



-- You know what I love in darts? The camaraderie and great sportsmanship. But you know what I don't love? The need some people have to fist bump at the end of every game and also at the start of the next game. Not really a thing in our regular season, but when tournament time hits, it is. And I spend a lot of time playing in the NC City Dart League, and best-of-three sets of four-man 701

are a standard part of every match there. I like all you guys, but I don't need to shake your hand when we arrive at the board, fist bump after the first diddle, fist bump after the first game ends, fist bump after the second diddle, fist bump after the second game ends, and theeeeeennnn... when we go to a third game, fist bump after that diddle and that game conclusion too. At the start and finish of the set really should be sufficient, no?

-- As most of you know, I split my work between Duke and the Durham VA. At the VA, the parking saga has been a long and bumpy road, and very little about our parking decks make sense. Since I'm there many days a week, I know how it all goes. But the patients who are NOT there regularly often feel very lost. [To highlight, the visitors enter the

parking deck on the 3rd level, they aren't allowed to go to 1 & 2 on most days (but not all), and the parking levels in the two decks we have do not line up with each other, or with the floors of the walkway to the hospital. Super clear.] And to "help" the guests coming in, the parking deck company (a contractor that is NOT officially part of the VA itself) posted these signs in the elevators. And yes, you're seeing that correctly - they put up signs where the "Ground" is at the top of the sign, and "Level 6" is at the bottom, despite the fact that this is NOT a deck built down into the earth. So, to help confused people, they posted a stacked sign in the opposite order of the floors themselves. At least they posted the color of each level (both in a color panel AND in a typed word, mind you!) to further help - this despite the fact that I've worked there for fifteen years and I've never seen more than maybe one post per level that has any color at all on it. I don't even know what I would say to somebody who thought this sign would somehow make things better. The only bit of helpful information at all is that the skywalk is on level 4, a fact already on the elevator door frame, the elevator wall, and the elevator button panel. Couldn't they have added where the entry is, or where the employee levels were, or.... sigh, whatever.

-- Have you ever seen a darter reach out to catch a bounce out dart? Or even better, stick their foot under it? Exactly what gene mutation do those people have to make that a good idea?

-- Why do people drive five miles each way to save a nickel per gallon of gas? If your car gets 20 miles per gallon, you just used up half a gallon of gas (about \$1.70) to save a nickel maybe 16 times (about \$0.80). If you're not heading over to a Sam's Club or a Costco or something, maybe just stop along your way, no?

-- This past Friday, March 31st, I hopped in the car with my wife to head to Charleston (where she was running a race the next day with some friends). On the way, we stopped for gas in SC, and randomly ended up at some monstrosity named Buc-ee's. We had "thought" it was a gas station, but when we pulled up and entered through the lawn ornament department and saw the vast expanse of... everything, we realized otherwise. Ummm... yikes.

-- Anybody else going to the Blues & Brews Festival in Durham immediately after this banquet today? If you are, look for me there or shoot me a message. Happy to hang out a bit and tip a few back. Love me an outdoor beer and music festival...

Parking Levels by COLOR :		
GROUND		BLUE
LEVEL 2		YELLOW
LEVEL 3		GREEN
LEVEL 4 (SKYWALK)		RED
LEVEL 5		PURPLE
LEVEL 6		ORANGE

53-SEASON LEAGUE MEMBERSHIP / RESULTS / RECORDS SUMMARY

With me finally giving in and picking my Hall of Greatness this season, I thought maybe it was time to take a quick look back at the 53 seasons that comprise my time here as the league statistician. Here's all the stuff that has transpired, season by season, in some categories of stuff that I thought were interesting.

	divs.	teams	members	byes	undefeated through tournament	winless teams	regular season forfeits	removed from schedule	divisions decided by points	most points in 14 weeks	most points in 12 weeks	total perfect throws	24-0 shutouts	banquet host (# = non- RDL establishment)
Sp96	7	54	458	FG	(none)	A	6	(none)	B	240	-	71	(none)	# VFW Hall - Cary
Fa96	7	53	436	BDE	ABC	F	4	(none)	-	248	210	81	(none)	# VFW Hall - Cary
Sp97	7	56	464	(none)	A	A	3	(none)	D	247	-	55	(none)	# VFW Hall - Cary
Fa97	7	55	473	E	E	(none)	15	(none)	BD	243	181	62	(none)	# VFW Hall - Cary
Sp98	7	55	459	C	(none)	A	7	(none)	FG	253	191	62	(none)	# VFW Hall - Cary
Fa98	7	53	442	ABD	(none)	(none)	3	(none)	B	225	183	60	(none)	# VFW Hall - Cary
Sp99	7	55	454	B	(none)	C*	10	C	E	224	171	67	C	# VFW Hall - Cary
Fa99	7	50	414	BCDEFG	BD	C*	9	C	G	235	190	56	(none)	# VFW Hall - Cary
Sp00	7	49	413	ABCDEFGF	A	(none)	4	(none)	-	-	195	57	(none)	# VFW Hall - Cary
Fa00	7	52	436	ABEF	G	A	4	(none)	D	209	195	61	(none)	# The Warehouse
Sp01	7	52	448	ABDE	(none)	A	0	(none)	E	215	194	70	(none)	# The Warehouse
Fa01	7	50	434	ABCDEG	A	(none)	6	(none)	CD	215	207	49	(none)	# The Warehouse
Sp02	7	51	438	ABCEG	DG	C	1	(none)	ACEF	245	185	57	(none)	Tir na nOg
Fa02	7	54	460	CD	E	(none)	6	F	AF	248	176	60	A	Tir na nOg
Sp03	7	51	441	BCDEG	A	(none)	7	(none)	C	259	173	56	(none)	Tir na nOg
Fa03	7	49	417	ABCDEFGF	BG	ADEFG	3	(none)	-	-	198	58	(none)	Tir na nOg
Sp04	6	48	406	(none)	(none)	(none)	3	(none)	C	231	-	81	(none)	Tir na nOg
Fa04	6	47	414	A	C	(none)	4	(none)	A	236	212	63	A	# VFW Hall - Cary
Sp05	6	48	415	(none)	B	(none)	14	AD	AE	249	-	56	(none)	The Upper Deck
Fa05	6	48	416	(none)	(none)	C	1	(none)	BD	243	-	82	(none)	The Upper Deck
Sp06	7	49	418	ABCDEFGF	(none)	(none)	2	(none)	BEF	-	213	56	A	The Upper Deck
Fa06	7	53	454	BCD	F	(none)	3	(none)	A	228	193	62	(none)	The Upper Deck
Sp07	7	55	474	A	(none)	A	5	(none)	AF	219	192	71	AAA	The Upper Deck
Fa07	8	60	519	DEGH	C	A	3	(none)	BGH	230	178	88	A	High Park Bar & Grill
Sp08	8	60	524	ADGH	(none)	G	1	(none)	AB	222	213	73	AA	High Park Bar & Grill
Fa08	8	59	515	AEFGH	(none)	H*	18	AH	F	241	216	67	A	High Park Bar & Grill
Sp09	8	61	524	ABG	(none)	BE	4	(none)	BE	218	196	71	A	High Park Bar & Grill
Fa09	8	60	513	ABCE	(none)	DG	5	(none)	ABC	226	211	78	(none)	High Park Bar & Grill
Sp10	9	68	586	AGHI	A	FG	6	(none)	CH	220	204	80	F	Rally Point Sport Grill
Fa10	8	64	554	(none)	ABC	ABC*G	10	C	EFGH	265	-	82	(none)	Rally Point Sport Grill
Sp11	8	64	561	(none)	(none)	F	3	(none)	-	255	-	94	AE	The Upper Deck
Fa11	8	64	554	(none)	B	C	6	(none)	D	242	-	104	(none)	The Upper Deck
Sp12	8	63	547	A	H	ACG	2	(none)	EF	240	211	100	A	High Park Bar & Grill
Fa12	8	63	534	A	A	(none)	8	(none)	DG	224	189	89	(none)	High Park Bar & Grill
Sp13	8	63	536	A	H	ABD	11	(none)	-	237	192	96	(none)	Rally Point Sport Grill
Fa13	8	64	549	(none)	(none)	(none)	10	(none)	ADE	226	-	89	(none)	The Upper Deck
Sp14	8	63	547	D	(none)	(none)	3	(none)	EF	238	161	72	A	The Upper Deck
Fa14	8	61	533	ACF	(none)	(none)	7	(none)	BF	220	207	63	(none)	The Upper Deck
Sp15	8	59	512	BCEFG	(none)	AH	1	(none)	BE	249	213	84	(none)	American Legion - FV
Fa15	8	60	524	ACEF	D	(none)	4	(none)	ABCF	222	200	95	(none)	The Upper Deck
Sp16	7	56	475	(none)	A	FG	4	(none)	-	272	-	77	(none)	The Upper Deck
Fa16	8	62	545	GH	A	D*FG	14	D	CEG	261	211	82	A	The Upper Deck
Sp17	8	60	515	DEFG	AB	AC*	13	G	EG	260	180	80	(none)	The Upper Deck
Fa17	8	60	520	ADEF*G	CFH	F(F*)H*	14	(F)H	AE	251	215	88	E	The Upper Deck
Sp18	8	57	511	BCDEFGH	(none)	(none)	1	(none)	AC	239	188	62	(none)	The Upper Deck
Fa18	8	59	517	BCDEF	A	AE(H*)	11	H(H)	EG	270	199	96	AA	The Upper Deck
Sp19	8	58	507	CDEFGH	A	H*	13	H	BC	258	195	85	(none)	The Upper Deck
Fa19	8	59	530	DEFGH	AD	AH*	8	H	BFH	252	176	83	A	The Upper Deck
Sp20	7	56	507	(none)	canceled	canceled	2	(none)	CDG	-	-	40	G	(none)
Fa21	6	45	419	ACD	A	F	2	(none)	B	203	222	72	A	The Upper Deck
Sp22	7	49	442	ABCDEFGF	(none)	AC	0	(none)	-	-	232	71	A	The Upper Deck
Fa22	7	51	467	ABCDE	(none)	(none)	5	(none)	CDG	218	215	68	(none)	The Upper Deck
Sp23	7	51	458	ACDEG	A	(none)	2	(none)	BCEF	205	218	96	(none)	The Upper Deck
TOT.	391	2966	25629	163	42	58	311	16	94	237.0	197.6	3878	25	
AVE.	7.4	56	484	A-25	A-16	A-16		A-2	A-12	Ave.	Ave.		A-20	23 - Upper Deck
				B-20	B-7	B-3		B-0	B-16				B-0	10 - VFW Hall
				C-21	C-5	C-8***		C-3	C-13				C-1	7 - High Park
				D-24	D-4	D-4		D-2	D-10				D-0	5 - Tir na nOg
				E-25	E-2	E-3		E-0	E-16				E-2	3 - Rally Point
				F-17*	F-2	F-9*		F-2	F-13				F-1	3 - The Warehouse
				G-22	G-3	G-9*		G-1	G-10				G-1	1 - American Legion
				H-8	H-3	H-6*****		H-6	H-4				H-0	1 - Covid sadness...
				I-1		(* = removed team)								

2023 NC City Dart League (NCCDL) & NC Ladies' Cup (NCLC)

NCCDL - "Mountain/Beach" Division

	<u>W</u>	<u>L</u>	<u>Pts.</u>	
1 Wilmington (ACDA)	3	0	87	*
2 Port City (PCDA)	3	0	75	*
3 Asheville (WCDA)	3	1	83	
4 Jacksonville (JDA)	2	2	80	
5 Boone (HCDA)	0	4	49	
6 Pineville (PDC)	0	4	23	

NCCDL - "Central" Division

	<u>W</u>	<u>L</u>	<u>Pts.</u>	
1 Durham (BCDL)	4	0	121	
2 Lake Norman (LNDA)	3	1	97	
Raleigh (RDL)	3	1	97	
4 Piedmont (PDA)	1	3	69	
5 Capital Area (CADC)	1	3	51	
6 Chapel Hill (TDL)	0	4	42	

NCLC - "Mountain/Beach" Division

	<u>W</u>	<u>L</u>	<u>Pts.</u>	
1 Port City (PCDA)	3	0	56	*
2 Asheville (WCDA)	3	1	70	
3 Pineville (PDC)	2	2	45	
4 Wilmington (ACDA)	1	1	20	**
5 Jacksonville (JDA)	1	2	27	*
6 Charlotte (QCDA)	1	3	44	

NCLC - "Central" Division

	<u>W</u>	<u>L</u>	<u>Pts.</u>	
1 Durham (BCDL)	4	0	71	
2 Fuquay-Varina (FVDO)	2	1	40	*
3 Lake Norman (LNDA)	2	2	44	
4 Piedmont (PDA)	1	2	30	*
5 Apex (CDA)	1	3	35	
6 Capital Area (CADC)	0	4	25	

February 11 match results:

<i>Asheville</i>	19+	Boone	19	(Wilmington @ Port City - postponed)		
<i>Lake Norman</i>	30	Pineville	8	Durham	30	<i>Piedmont</i> 8
<i>Raleigh</i>	20	Jacksonville	18	Capital Area	22	<i>Chapel Hill</i> 16

March 4 match results:

<i>Asheville</i>	23	Capital Area	15	Port City	23	<i>Jacksonville</i> 15
<i>Lake Norman</i>	24	<i>Boone</i>	14	<i>Wilmington</i>	33	<i>Chapel Hill</i> 5
<i>Piedmont</i>	29	<i>Pineville</i>	9	<i>Durham</i>	23	<i>Raleigh</i> 15

April 1 match results:

<i>Asheville</i>	27	<i>Chapel Hill</i>	11	Jacksonville	19+	<i>Lake Norman</i> 19
<i>Raleigh</i>	27	<i>Boone</i>	11	Wilmington	34	<i>Capital Area</i> 4
<i>Durham</i>	35	<i>Pineville</i>	3	<i>Port City</i>	24	<i>Piedmont</i> 14

April 29 match results:

<i>Lake Norman</i>	24	Asheville	14	<i>Jacksonville</i>	28	<i>Chapel Hill</i> 10
<i>Durham</i>	33	Boone	5	Wilmington	20	<i>Piedmont</i> 18
<i>Raleigh</i>	35	Pineville	3	<i>Port City</i>	28	<i>Capital Area</i> 10

June 17 schedule:

Piedmont @ Asheville	Durham @ Wilmington
Pineville @ Boone	Port City @ Raleigh
Jacksonville @ Capital Area	Lake Norman @ Chapel Hill

July 22 schedule:

Raleigh @ Asheville	Piedmont @ Jacksonville
Boone @ Capital Area	Wilmington @ Lake Norman
Chapel Hill @ Pineville	Port City @ Durham

August 19 schedule:

Asheville @ Pineville	Raleigh @ Wilmington
Chapel Hill @ Boone	Lake Norman @ Port City
Durham @ Jacksonville	Capital Area @ Piedmont

September 9 schedule:

Asheville @ Durham	Jacksonville @ Wilmington
Boone @ Piedmont	Port City @ Chapel Hill
Pineville @ Capital Area	Lake Norman @ Raleigh

November 4 & 5

Postseason tournament (top 4 teams from each div.). Hosted by Durham.
Quarterfinals: Saturday 12:00 p.m. -- Semifinals: Saturday, 5:00 p.m. -- Finals: Sunday, 1:00 p.m.

February 11 match results:

Charlotte	13	<i>Asheville</i>	11	(Wilmington @ Port City - postponed)		
Pineville	18	<i>Lake Norman</i>	6	Durham	19	<i>Piedmont</i> 5
Jacksonville	16	<i>Apex</i>	8	<i>Fuquay-Varina</i>	16	<i>Capital Area</i> 8

March 4 match results:

<i>Asheville</i>	21	Capital Area	3	Port City	22	<i>Jacksonville</i> 2
<i>Lake Norman</i>	16	<i>Charlotte</i>	8	<i>Fuquay-Varina</i>	19	<i>Wilmington</i> 5
<i>Piedmont</i>	16	<i>Pineville</i>	8	<i>Durham</i>	21	<i>Apex</i> 3

April 1 match results:

<i>Asheville</i>	19	<i>Fuquay-Varina</i>	5	<i>Lake Norman</i>	15	<i>Jacksonville</i> 9
<i>Apex</i>	13	<i>Charlotte</i>	11	Wilmington	15	<i>Capital Area</i> 9
<i>Durham</i>	18	<i>Pineville</i>	6	<i>Port City</i>	15	<i>Piedmont</i> 9

April 29 match results:

<u>Asheville</u>	<u>19</u>	<u>Lake Norman</u>	<u>7</u>	(Fuquay-Varina @ Jacksonville - postponed)		
<u>Durham</u>	<u>13</u>	<u>Charlotte</u>	<u>12</u>	(Wilmington @ Piedmont - postponed)		
Pineville	13	<i>Apex</i>	11	<i>Port City</i>	19	<i>Capital Area</i> 5

(The scores I was given for the two underlined matches above do not reflect possible outcomes. The standings above include these scores "as is" for now, but I will update future reportings of the NCLC to include the corrected scores once I receive them.)

June 17 schedule:

Piedmont @ Asheville	Durham @ Wilmington
Pineville @ Charlotte	Port City @ Apex
Jacksonville @ Capital Area	Lake Norman @ Fuquay-Varina

July 22 schedule:

Apex @ Asheville	Piedmont @ Jacksonville
Charlotte @ Capital Area	Wilmington @ Lake Norman
Fuquay-Varina @ Pineville	Port City @ Durham

August 19 schedule:

Asheville @ Pineville	Apex @ Wilmington
Fuquay-Varina @ Charlotte	Lake Norman @ Port City
Durham @ Jacksonville	Capital Area @ Piedmont

September 9 schedule:

Asheville @ Durham	Jacksonville @ Wilmington
Charlotte @ Piedmont	Port City @ Fuquay-Varina
Pineville @ Capital Area	Lake Norman @ Apex

November 4 & 5

Postseason tournament (top 4 teams from each div.). Hosted by Pineville.
Quarterfinals: Saturday 12:00 p.m. -- Semifinals: Saturday, 5:00 p.m. -- Finals: Sunday, 1:00 p.m.

CVDA President: Susan Linkous
P.O. Box 2565, Chester, VA
23831 804-247-4477
<http://www.cvdadarts.com/>
president@CVDADarts.com
Follow us on Facebook:
Central Virginia Darts Association



Location:
Richmond East Moose Lodge 1947
7167 Flag Lane
Mechanicsville, VA 23111
Phone: 804-730-4938



\$10,200

The 42nd Annual CVDA Dart Classic June 9-11, 2023

Doors Open at 5:00 PM Friday

EVENT	FRIDAY		SATURDAY						SUNDAY			
	6:00 PM Open Singles	8:00 PM Blind Draw Doubles	10:00 AM Ladies Doubles	11:00 AM Men's Singles	1:00 PM Ladies Singles	2:00 PM Men's Doubles	5:00 PM Mixed Doubles	8:00 PM Blind Draw Doubles	10:00 AM Ladies Doubles	11:00 AM Men's Doubles	12:00 PM Ladies Singles (Best of 5)	1:00 PM Men's Singles (Best of 5)
Format	301 DI/DO	501/Cricket/CC	Cricket	Cricket	Cricket	Cricket	501/Cricket/CC	501/Cricket/CC	501 FI/DO	501 FI/DO	501 FI/DO	501 FI/DO
Entry Fee	\$20.00 Person	\$10.00 Person	\$30.00 Team	\$22.00 Person *	\$22.00 Person *	\$30.00 Team	\$30.00 Team	\$10.00 Person	\$30.00 Team	\$30.00 Team	\$22.00 Person *	\$22.00 Person *
1 st	\$150.00 + **40%	\$350.00	\$280.00	\$460.00	\$300.00	\$500.00	\$450.00	\$250.00	\$250.00	\$400.00	\$250.00	\$350.00
2 nd	\$74.00 + **20%	\$170.00	\$140.00	\$230.00	\$150.00	\$250.00	\$200.00	\$130.00	\$130.00	\$200.00	\$130.00	\$170.00
3 rd -4 th	\$38.00 + **10%	\$80.00	\$70.00	\$110.00	\$70.00	\$100.00	\$100.00	\$50.00	\$50.00	\$100.00	\$50.00	\$80.00
5 th -8 th	**5%	\$40.00	\$30.00	\$50.00	\$30.00	\$50.00	\$50.00	\$30.00	\$30.00	\$50.00	\$30.00	\$40.00
9 th -16 th		\$20.00		\$20.00			\$30.00					\$20.00
Total	**100% +\$300	\$1,000.00	\$680.00	\$1,270.00	\$710.00	\$1,150.00	\$1,290.00	\$600.00	\$600.00	\$1,000.00	\$600.00	\$1,000.00

NOTE: Sign-ups open 1 hour prior to each event and close promptly at the times listed above.

*Entry fee includes \$2.00 ADO surcharge. ADO Points may be awarded for all singles events. **PENDING ADO Approval**

On behalf of Moose Lodge 1947 a portion of monies raised by this tournament effort will be donated to St. Jude Children's Research Hospital

*Mention CVDA Darter Rate when making reservations to get the rates posted below.
Cutoff date for darter's rate is May 8th, 2023. Rates valid 06/8/23 - 06/12/23 checkout



Holiday Inn Express
7441 Bell Creek Road
Mechanicsville, VA 23111
804-559-0022

Hampton Inn
7433 Bell Creek Rd.,
Mechanicsville, VA 23111
804-559-0559



CVDA Darter Rate \$119.00 + tax per night - same rate both hotels



Vendor table for all your dart supply needs onsite.

A DARTER/GUEST CAUSING DAMAGES TO CVDA AND/OR LODGE PROPERTY WILL ASSUME RESPONSIBILITY FOR ALL DAMAGES AND COSTS INCURRED.
THE DARTER MAY BE SUBJECT TO DISMISSAL FROM THE TOURNAMENT AND/OR LODGE PROPERTY.

Firecracker

GREATER CHATTANOOGA DARTING ASSOCIATION/STEEL TIP DART TOURNAMENT

\$6200

JUNE 16-18, 2023

Sweet Melissa's BILLIARDS

1966 NORTHPOINT BLVD
HIXSON, TN 37343

TOURNAMENT DIRECTOR: JACOB TOBLER 423-991-4126

FRIDAY 7:00pm	SATURDAY 11:00am	SATURDAY 1:00pm	SATURDAY 4:00pm	SATURDAY 6:30pm	SATURDAY 7:30pm	SUNDAY 11:00am	SUNDAY 1:00pm	SUNDAY 1:30pm
MIXED DBLS CR	MIXED TRIPS 501	MENS SNGLS CR	MENS DBLS 501	WOMENS DBLS CR	WOMENS SNGLS CR	MIXED DBLS 501	WOMENS DBLS 501	MENS DBLS CR
\$15 PERSON	\$15 PERSON	\$15* PERSON	\$15 PERSON	\$15 PERSON	\$15* PERSON	\$15 PERSON	\$15 PERSON	\$15 PERSON
1st \$210	1st \$300	1st \$240	1st \$240	1st \$180	1st \$240	1st \$210	1st \$180	1st \$240
2nd \$110	2nd \$150	2nd \$120	2nd \$90	2nd \$90	2nd \$120	2nd \$110	2nd \$90	2nd \$120
TOP 4 \$50	TOP 4 \$75	TOP 4 \$60	TOP 4 \$60	TOP 4 \$45	TOP 4 \$60	TOP 4 \$50	TOP 4 \$50	TOP 4 \$60
TOP 8 \$30	TOP 8 \$30	TOP 8 \$30	TOP 8 \$30	TOP 8 \$30	TOP 8 \$30	TOP 8 \$30	TOP 8 \$30	TOP 8 \$30
TOTAL \$540	TOTAL \$720	TOTAL \$600	TOTAL \$600	TOTAL \$360#	TOTAL \$600	TOTAL \$540	TOTAL \$370#	TOTAL \$600

All matches are best of 3 / Includes \$2 ADO sanctioning fee / Registration ends at event start time

#If over 32 entries in event, Top 8 will be paid entry fees

ACCOMMODATIONS: QUALITY INN, 4833 HIXSON PK, HIXSON, 37343, 423-877-8388 - \$85 & UP, STANDARD ROOM

HOLIDAY INN EXPRESS, 4820 HIXSON PK, 37343, 423-777-8654, \$128 & UP, STANDARD ROOM

BEST WESTERN HERITAGE INN, 7947 LEE HWY, 37421, 423-899-3311, \$89 & UP, STANDARD ROOM

NO DARTERS RATE AVAILABLE



QCDA \$15,000+ Charlotte Open

Host of the 2023 Masters National

July 7th-9th 2023



Event	Time	Entry Fee	First	Second	Top 4	Top 8	Top 16	Top 32	Total
ADO Youth Nationals	8:00 AM	\$0							\$0
ADO Nationals	10:00 AM	\$0							\$0
301 & Done	6:00 PM	\$15	%	%	%	%	%	%	\$0
Blind Draw 501**	8:00 PM	\$20	%	%	%	%	%	%	\$0
Early Riser 301 & Done	8:30 AM	\$15	%	%	%	%	%	%	\$0
Mixed Doubles 501	10:00 AM	\$30/team	\$600	\$300	\$150	\$80			\$1,520
Mens Doubles 501	12:30 PM	\$30/team	\$600	\$300	\$150	\$80			\$1,520
Ladies Doubles 501	1:00 PM	\$30/team	\$425	\$210	\$110	\$60			\$1,095
Men Singles 501 #	3:00 PM	\$35	\$900	\$450	\$225	\$130	\$75	\$35	\$3,480
Ladies Singles 501 #	3:30 PM	\$35	\$500	\$250	\$130	\$60	\$35		\$1,530
301 & Done	6:00 PM	\$15	%	%	%	%	%	%	\$0
LOD 501/Cricket/Choice	8:00 PM	\$20	%	%	%	%	%	%	\$0
Mixed Doubles Cricket	10:00 AM	\$30/team	\$600	\$300	\$150	\$80			\$1,520
Ladies Doubles Cricket	1:00 PM	\$30/team	\$300	\$150	\$80	\$40			\$770
Men Doubles Cricket	1:30 PM	\$30/team	\$600	\$300	\$150	\$70			\$1,480
Ladies Singles Cricket *	3:00 PM	\$30	\$300	\$150	\$75	\$40			\$760
Men Singles Cricket *	4:00 PM	\$30	\$625	\$300	\$150	\$80			\$1,545
									\$15,220

** Best of 5 in Blind Draw Fri Night

WDF Ranked 501 Singles Format:

Mens: best of 5 to top 64, best of 7 to Semis, best of 9 in Finals

Women: best of 5 to top 16, best of 7 to Semis, 9 in Finals

Disclaimer Amateur Status: The Host Association and/or ADO assumes no responsibility for any adverse effects which darts awards may have on youth. Warning: Darts are addictive. It is dangerous for children. to play without adult supervision

Tournament Director: Mark Fisher & Michelle 704-975-3820 704-904-6775

USSDA 501 Youth Nationals 10:00 AM
USSDA 501 Youth Nationals 6-12, 13-17
2 age groups for youth singles events, 6-12, 13-17

The Sheraton Airport Hotel
3315 Soar Pirell Drive
Charlotte Airport
HOTEL
704-392-1200, 800-325-5355
Ask for darts rate: \$115.00 + Tax.
Cut off is June 15, 2023



34th Annual Music City Classic

Presented by the Greater Nashville Darting Association
July 20th – 23rd, 2023

Tournament Director: Robert Swanson 904-553-1583

SONESTA NASHVILLE AIRPORT - 600 Marriott Dr., Nashville, TN 37214

RESERVATIONS: Call 615-889-9300 or Scan QR Code

Darters Rate: \$169 per night - Cutoff for Darter Rate is June 20th 2023

Complimentary parking for overnight guests, \$7 on-site parking fee for day guests

SMOKING AND OUTSIDE DRINKS ARE NOT PERMITTED IN THE DART HALL

NAWDA Championship (PDC Qualifier)

Friday, July 21, 2023

For Details go to NAWDA Facebook Page
(North American Women's Darting Association)

Championship Darts Circuit Matchplay

Friday, July 21, 2023

For details go to www.champdarts.com

REGISTRATION WILL END 30 MINUTES PRIOR TO EACH EVENT'S LISTED START

ALL MATCHES ARE BEST 2 OUT OF 3 UNLESS OTHERWISE NOTED

	THURSDAY	FRIDAY				SATURDAY					SUNDAY				
Time	7:30 pm	6:00 pm	7:00 pm	9:00 pm	10:00 am	12:30 pm	2:00 pm	4:00 pm	5:30 pm	7:00 pm	8:00 am	10:00 am	11:00 am	1:00 pm	2:00 pm
Event	Blind Draw Crkt/501/CC	Women's Singles 301-DD	Open Pro Singles Event	Doubles Draw 501-SD	Mixed Trips 601-SD	Men's Doubles 501-SD	Women's Singles 501-SD	Men's Singles 501-SD	Women's Doubles 501-SD	Mixed Doubles Crkt/501/CC	Youth/Adult Doubles 501	Women's Singles Cricket	Men's Doubles Cricket	Women's Doubles Cricket	Men's Singles Cricket
Entry Fee	\$20 Person	\$25 Person	\$50 Person	\$20 Person	\$20 Person	\$20 Person	\$30 * Person	\$30 * Person	\$20 Person	\$20 Person	Free	\$30 * Person	\$20 Person	\$20 Person	\$30 * Person
1 st	600	500	1,200	600	840	800	550	900	500	600	Trophy	550	800	500	900
2 nd	300	250	600	300	420	400	275	450	250	300	Trophy	275	400	250	450
Top 4	130	140	300	180	300	220	140	220	140	180		140	220	140	220
Top 8	90	80	150	90	150	120	80	120	80	90		80	120	80	120
Top 16	60	40	70	60	90	60	40	60	40	60		40	60	40	60
Top 32								30							
Total															
Payouts	\$2,000	\$1,670	\$3,560	\$2,100	\$3,180	\$2,600	\$1,745	\$3,230	\$1,670	\$2,100		\$1,745	\$2,600	\$1,670	\$2,750

Open Pro Singles Event is 501 SI/DO
Each round is best of 7 legs.
Coin toss decides who shoots for the Bull first. Winner of bull starts first leg, alternating starts thereafter.
-Women cannot play in both the Open Pro Event and the Women's Singles 301.

SINGLES 501 FORMATS:
Prior to first leg, flip coin to see who shoots bull first. Winner of bull starts first leg, alternating starts thereafter.
WOMENS: All preliminary rounds are best of 5; Final best of 7
MENS: All preliminary rounds (through Top 16) are best of 5
Top 8 best of 7 Top 4 best of 9 Final best of 11
*Fee includes \$2 ADO surcharge.

Singles Cricket Men's & Women's:
Both events Finals are best of 5

* Fee includes \$2 ADO surcharge

CDC North American Junior Darts Tour
For details go to www.champdarts.com/junior-tour/

Spring 2023 RDL Top Singles Records (by division) (FINAL!)

(There are no missing statistics, as all scoresheets from the entire season have been received.) (Game minimums required for these listings: 15 for team G2; 16 for all other G teams, and all A/C/D/E teams; 18 for team B6; 19 for all other B teams, and all F teams)

<u>"A" Division</u>			<u>W</u>	<u>L</u>	<u>%-age</u>
1	Phillips, Stevie	A1/ The Global Element	23	1	0.958
2	Phillips, Robbie	A1/ The Global Element	21	3	0.875
3	Stewart, P.J.	A2/ The Bullies	17	3	0.850
4	Gibson, Pat	A2/ The Bullies	15	3	0.833
5	Massengill, Chad	A1/ The Global Element	18	4	0.818
6	Foushee, Kevin	A2/ The Bullies	17	4	0.810
7	Seward, Mike	A3/ Liver Alliance	19	5	0.792
8	Jones, Jimmie	A6/ Consistently Inconsistent	15	6	0.714
9	Gelberg, Dave	A4/ Lunatic Fringe	11	5	0.688
10	Gauthier, Kyle	A3/ Liver Alliance	15	7	0.682
	Vaughan, Aaron	A3/ Liver Alliance	15	7	0.682
12	Brown, Matt	A2/ The Bullies	9	7	0.563
13	Persson, Kenny	A1/ The Global Element	10	8	0.556
14	Johnson, Michael	A2/ The Bullies	11	9	0.550
	Mozzetti, Tim	A4/ Lunatic Fringe	11	9	0.550

<u>"B" Division</u>			<u>W</u>	<u>L</u>	<u>%-age</u>
1	White, Vic	B2/ Boom Baby	21	4	0.840
2	Borgna, Andrew	B1/ Put It on Matt's Tab	20	4	0.833
3	Page, Scott	B8/ Iceman's Ear Defenders	16	4	0.800
4	Palmer, Matt	B8/ Iceman's Ear Defenders	19	6	0.760
5	Bowman, Merrill	B7/ Dart Attack	22	7	0.759
6	Murray, Shane	B6/ Dysfunctional Outlaws	18	6	0.750
7	Tant, J.J.	B6/ Dysfunctional Outlaws	19	7	0.731
8	Stoy, Carson	B7/ Dart Attack	16	6	0.727
9	Cole, Mike	B3/ Why So Serious?	18	7	0.720
10	Bracco, Michael	B3/ Why So Serious?	18	8	0.692
	Gallagher, Jim	B5/ Double In, Uber Out	18	8	0.692
12	Jones, Mike	B7/ Dart Attack	19	9	0.679
	Watson, Jeff, Jr.	B4/ Blindsided	19	9	0.679
14	Hoyt, David	B4/ Blindsided	19	10	0.655
15	Chalmers, Alan	B7/ Dart Attack	18	10	0.643

<u>"C" Division</u>			<u>W</u>	<u>L</u>	<u>%-age</u>
1	Bushman, Brad	C3/ Show Me Your Tips	15	3	0.833
2	Copple, Matthew	C4/ Nine Lives	19	4	0.826
3	Morgan, Larry	C5/ Trippin Bulls	13	3	0.813
4	Robinson, Mike	C7/ Darty Sanchez	16	4	0.800
5	Byrne, Matt	C6/ Rif Raf	18	5	0.783
6	Velazquez, Jesse	C5/ Trippin Bulls	17	6	0.739
7	Holland, Steve	C1/ Double In Stumble Out	11	5	0.688
8	Sautter, Scott	C2/ Shooter McGavin	15	7	0.682
	Trefzger, Eric	C7/ Darty Sanchez	15	7	0.682
10	McQueen, Jamie	C1/ Double In Stumble Out	12	6	0.667
11	Davis, Jimmy	C1/ Double In Stumble Out	11	6	0.647
12	Ginger, Chuck	C5/ Trippin Bulls	13	9	0.591
	Winters, Tom	C6/ Rif Raf	13	9	0.591
14	Toolan, Chris	C2/ Shooter McGavin	11	8	0.579
15	Diamond, Paddy	C6/ Rif Raf	9	7	0.563

<u>"D" Division</u>			<u>W</u>	<u>L</u>	<u>%-age</u>
1	Tufillaro, Lou	D1/ Off Constantly-Reboot	15	3	0.833
2	Richardson, Shane	D3/ One Armed Bandits	14	4	0.778
3	Olson, Kevin	D1/ Off Constantly-Reboot	18	6	0.750
4	Beaird, Tommy	D2/ DD-214	17	6	0.739
	White, J.J.	D7/ Menace 2 Sobriety	17	6	0.739
6	Azevedo, Angelo	D1/ Off Constantly-Reboot	13	5	0.722
7	Jones, Dustin	D4/ BullsHit	17	7	0.708
8	Witz, Steve	D5/ Cheap Shots	13	6	0.684
9	Lueneburg, Randy	D1/ Off Constantly-Reboot	13	7	0.650
10	Barnes, Will	D6/ Red-eye Rangers	14	8	0.636
	Price, Brady	D7/ Menace 2 Sobriety	14	8	0.636
12	Teegarden, Travis	D2/ DD-214	12	7	0.632
13	Kirkpatrick, Scott	D6/ Red-eye Rangers	15	9	0.625
14	Hindle, Mikey	D5/ Cheap Shots	13	8	0.619
15	(two tied)	D5/ Cheap Shots	11	7	0.611

<u>"E" Division</u>			<u>W</u>	<u>L</u>	<u>%-age</u>
1	Deemer, Randy	E1/ Hump Day!	22	0	1.000
2	Finney, Dave	E2/ Bad Mutha Duckas	23	1	0.958
	Samaluk, Somchai	E2/ Bad Mutha Duckas	23	1	0.958
4	Willis, Tolson	E6/ Death Throw	15	4	0.789
5	Cominole, Jeremy	E3/ Irish Ton	13	5	0.722
6	Ellis, Tim	E2/ Bad Mutha Duckas	17	7	0.708
7	Ball, Pat	E3/ Irish Ton	16	8	0.667
8	Bosier, Sean	E6/ Death Throw	14	8	0.636
	Stuckey, Rob	E1/ Hump Day!	14	8	0.636
10	Bradshaw, Tyler	E6/ Death Throw	15	9	0.625
	Mathews, Olivia	E6/ Death Throw	15	9	0.625
12	McEwen, William	E1/ Hump Day!	14	9	0.609
13	Krestalude, Andy	E1/ Hump Day!	13	9	0.591
	Turner, Kevin	E7/ Y.N.T.A.	13	9	0.591
15	(three tied)		12	9	0.571

<u>"F" Division</u>			<u>W</u>	<u>L</u>	<u>%-age</u>
1	Swepson, Jerrell	F5/ The Neighborhood Dart I	22	4	0.846
2	Bowen, Andy	F4/ Bangin The Wire	17	4	0.810
3	Blake, Rick	F2/ Ton 80 Proof	21	5	0.808
4	Dehnel, Sebastian	F2/ Ton 80 Proof	18	5	0.783
5	Hartley, Bryan	F7/ Village Idiots	17	5	0.773
	Haywood, Eric	F7/ Village Idiots	17	5	0.773
7	Alcon, Tony	F6/ Sofa Kings	20	6	0.769
	Jones, Nick	F7/ Village Idiots	20	6	0.769
9	Amos, Terron	F5/ The Neighborhood Dart I	21	7	0.750
10	White, John	F4/ Bangin The Wire	19	9	0.679
11	Kotecki, Phil	F2/ Ton 80 Proof	14	7	0.667
12	Rowe, Dan	F6/ Sofa Kings	17	9	0.654
	Vivod, Josh	F7/ Village Idiots	17	9	0.654
14	Keim, Roger	F6/ Sofa Kings	18	10	0.643
15	Furdon, Matt	F3/ Dart Side of the Moon	16	10	0.615

<u>"G" Division</u>			<u>W</u>	<u>L</u>	<u>%-age</u>
1	Helton, Dakota	G3/ Rippin Darts	18	4	0.818
2	Kelly, Mike	G5/ Ones are Closed	19	5	0.792
3	Updyke, Gerald	G2/ Nein Mark	15	4	0.789
4	Amarante, John	G1/ Runs with Corks	18	6	0.750
5	Heath, John	G2/ Nein Mark	15	6	0.714
6	Fleener, Michael	G1/ Runs with Corks	17	7	0.708
	McDonald, Chase	G3/ Rippin Darts	17	7	0.708
8	Wissinger, Wes	G4/ Punk in Drublic	16	8	0.667
	Sweet, Jim	G1/ Runs with Corks	12	6	0.667
10	Jones, Mike	G6/ We're Sexy & We Throv	11	6	0.647
11	Gylfason, Thorbjorn	G3/ Rippin Darts	14	8	0.636
12	Strickland, Jon	G4/ Punk in Drublic	10	6	0.625
13	McMillan, Evan	G7/ The Rock Bottoms	13	8	0.619
14	Additon, Chris	G2/ Nein Mark	10	7	0.588
	Iessi, Austin	G5/ Ones are Closed	10	7	0.588

<u>Women's Records</u>			<u>W</u>	<u>L</u>	<u>%-age</u>
(# by div.: A-0, B-5, C-3, D-2, E-4, F-12, G-16)					
B	Wilson, Samantha	B1/ Put It on Matt's Tab	14	12	0.538
	Blackwelder, Deb	B4/ Blindsided	4	15	0.211
C	Rosenfeld, Leslie	C5/ Trippin Bulls	5	14	0.263
D	Blackwelder, Allyson	D1/ Off Constantly-Reboot	11	11	0.500
E	Mathews, Olivia	E6/ Death Throw	15	9	0.625
	Caldwell, Taylor	E5/ That's What She Said	7	17	0.292
F	Stacy, Michelle	F1/ Shark Shooters	11	8	0.579
	Wilberg, Chelsea	F3/ Dart Side of the Moon	11	12	0.478
	Moger, Liza	F1/ Shark Shooters	9	18	0.333
	Assante, Tracy	F5/ The Neighborhood Dart I	5	16	0.238
G	Ross, Anne	G6/ We're Sexy & We Throv	11	8	0.579
	Smith, Lauren	G7/ The Rock Bottoms	11	9	0.550
	Ferraro, Kimberly	G2/ Nein Mark	7	8	0.467
	Tousley, Kristen	G5/ Ones are Closed	7	9	0.438

Spring 2023 RDL Top Doubles Records (by division) (FINAL!)

(There are no missing statistics, as all scoresheets from the entire season have been received.) (Game minimums required for these listings: 15 for team G2; 16 for all other G teams, and all A/C/D/E teams; 18 for team B6; 19 for all other B teams, and all F teams)

<u>"A" Division</u>			<u>W</u>	<u>L</u>	<u>%-age</u>
1	Phillips, Robbie	A1/ The Global Element	19	3	0.864
2	Phillips, Stevie	A1/ The Global Element	20	4	0.833
3	Gibson, Pat	A2/ The Bullies	13	3	0.813
4	Foushee, Kevin	A2/ The Bullies	16	4	0.800
5	Massengill, Chad	A1/ The Global Element	16	5	0.762
6	Johnson, Michael	A2/ The Bullies	18	6	0.750
	Stewart, P.J.	A2/ The Bullies	15	5	0.750
8	Gelberg, Dave	A4/ Lunatic Fringe	12	6	0.667
9	Mitchell, Sid	A4/ Lunatic Fringe	13	7	0.650
10	Klann, Eric	A4/ Lunatic Fringe	14	8	0.636
11	Jones, Grey	A3/ Liver Alliance	12	7	0.632
12	Bakowski, Adam	A4/ Lunatic Fringe	13	8	0.619
13	Gaulthier, Kyle	A3/ Liver Alliance	14	9	0.609
14	Vaughan, Aaron	A3/ Liver Alliance	12	8	0.600
15	Seward, Mike	A3/ Liver Alliance	12	9	0.571

<u>"B" Division</u>			<u>W</u>	<u>L</u>	<u>%-age</u>
1	Cannizzaro, Anthony	B3/ Why So Serious?	15	4	0.789
2	Rice, Teddy	B3/ Why So Serious?	18	6	0.750
3	Bracco, Michael	B3/ Why So Serious?	19	7	0.731
4	Cole, Mike	B3/ Why So Serious?	18	8	0.692
5	Ridgway, Matt	B4/ Blindsided	20	9	0.690
6	Havens, Lincoln	B3/ Why So Serious?	15	8	0.652
7	Cannizzaro, Tyler	B3/ Why So Serious?	14	8	0.636
8	Sheer, Andy	B5/ Double In, Uber Out	15	9	0.625
9	Tant, J.J.	B6/ Dysfunctional Outlaws	16	10	0.615
10	Kerr, Jim	B1/ Put It on Matt's Tab	15	10	0.600
	Eubanks, Hunter	B8/ Iceman's Ear Defenders	12	8	0.600
12	Hoyt, David	B4/ Blindsided	17	12	0.586
13	White, Vic	B2/ Boom Baby	14	10	0.583
14	Watson, Jeff, Jr.	B4/ Blindsided	17	13	0.567
15	(two tied)		13	10	0.565

<u>"C" Division</u>			<u>W</u>	<u>L</u>	<u>%-age</u>
1	Powell, Lee	C3/ Show Me Your Tips	21	1	0.955
2	Bushman, Brad	C3/ Show Me Your Tips	18	2	0.900
3	Beaudoin, Paul	C1/ Double In Stumble Out	12	4	0.750
4	Porcelli, Robb	C4/ Nine Lives	16	7	0.696
5	Bruemmer, Wes	C5/ Trippin Bulls	11	5	0.688
6	Trefzger, Eric	C7/ Darty Sanchez	15	7	0.682
7	Morgan, Larry	C5/ Trippin Bulls	13	8	0.619
8	Haire, Chris	C5/ Trippin Bulls	11	7	0.611
9	Ginger, Chuck	C5/ Trippin Bulls	12	8	0.600
	Robinson, Mike	C7/ Darty Sanchez	12	8	0.600
11	Fitzgerald, Dennis	C4/ Nine Lives	10	7	0.588
	Rodgers, Trey	C1/ Double In Stumble Out	10	7	0.588
13	Copple, Matthew	C4/ Nine Lives	13	10	0.565
14	Bialaszewski, Rich	C3/ Show Me Your Tips	10	8	0.556
15	(two tied)		13	11	0.542

<u>"D" Division</u>			<u>W</u>	<u>L</u>	<u>%-age</u>
1	White, Jim	D3/ One Armed Bandits	13	5	0.722
2	White, J.J.	D7/ Menace 2 Sobriety	15	6	0.714
3	Johnson, Dave	D7/ Menace 2 Sobriety	17	7	0.708
4	Lueneburg, Randy	D1/ Off Constantly-Reboot	14	6	0.700
5	Powell, Mark	D6/ Red-eye Rangers	13	6	0.684
6	Tufillaro, Lou	D1/ Off Constantly-Reboot	12	6	0.667
7	James, Bob	D5/ Cheap Shots	13	7	0.650
	Rudy, Jeff	D3/ One Armed Bandits	13	7	0.650
9	Blackwelder, Allyson	D1/ Off Constantly-Reboot	13	8	0.619
	Price, Brady	D7/ Menace 2 Sobriety	13	8	0.619
11	Azevedo, Angelo	D1/ Off Constantly-Reboot	11	7	0.611
	Bouchard, Keith	D7/ Menace 2 Sobriety	11	7	0.611
13	Buckman, Dave	D5/ Cheap Shots	13	9	0.591
	Trefzger, Ken	D3/ One Armed Bandits	13	9	0.591
15	Kirkpatrick, Scott	D6/ Red-eye Rangers	14	10	0.583

<u>"E" Division</u>			<u>W</u>	<u>L</u>	<u>%-age</u>
1	Deemer, Randy	E1/ Hump Day!	20	3	0.870
2	Hamer, Andrew	E7/ Y.N.T.A.	14	4	0.778
3	Barrett, Darren	E4/ Sharky's Machine	13	4	0.765
	Bush, Jim	E1/ Hump Day!	13	4	0.765
5	Finney, Dave	E2/ Bad Mutha Duckas	18	6	0.750
6	Borgia, Pete	E4/ Sharky's Machine	17	6	0.739
7	Stuckey, Rob	E1/ Hump Day!	12	7	0.632
8	Krestalude, Andy	E1/ Hump Day!	12	8	0.600
9	Samaluk, Somchai	E2/ Bad Mutha Duckas	12	9	0.571
10	Fink, Scott	E4/ Sharky's Machine	9	7	0.563
11	Woodard, Dave	E7/ Y.N.T.A.	12	10	0.545
12	Lalino, Steve	E2/ Bad Mutha Duckas	9	8	0.529
	Wilson, Travis	E3/ Irish Ton	9	8	0.529
14	Cody, Dan	E3/ Irish Ton	10	9	0.526
15	(two tied)		12	11	0.522

<u>"F" Division</u>			<u>W</u>	<u>L</u>	<u>%-age</u>
1	Hartley, Bryan	F7/ Village Idiots	22	6	0.786
2	Vivod, Josh	F7/ Village Idiots	19	8	0.704
3	Blake, Rick	F2/ Ton 80 Proof	18	8	0.692
4	Haywood, Eric	F7/ Village Idiots	13	6	0.684
5	Dehnel, Sebastian	F2/ Ton 80 Proof	16	8	0.667
	Furdon, Matt	F3/ Dart Side of the Moon	14	7	0.667
7	Swepson, Jerrell	F5/ The Neighborhood Dart l	17	9	0.654
8	Stacy, Rod	F1/ Shark Shooters	16	9	0.640
9	Millham, Mark	F5/ The Neighborhood Dart l	14	9	0.609
10	Jones, Nick	F7/ Village Idiots	15	10	0.600
	Port, Brian	F4/ Bangin The Wire	15	10	0.600
	Theall, Ken	F2/ Ton 80 Proof	15	10	0.600
	Kotecki, Phil	F2/ Ton 80 Proof	12	8	0.600
14	White, John	F4/ Bangin The Wire	16	11	0.593
15	Prosser, Brad	F4/ Bangin The Wire	14	10	0.583

<u>"G" Division</u>			<u>W</u>	<u>L</u>	<u>%-age</u>
1	Wood, Connor	G3/ Rippin Darts	19	4	0.826
2	Jones, Mike	G6/ We're Sexy & We Throv	14	4	0.778
3	McDonald, Chase	G3/ Rippin Darts	19	6	0.760
4	Updyke, Gerald	G2/ Nein Mark	11	4	0.733
5	Amarante, John	G1/ Runs with Corks	16	7	0.696
6	Sweet, Jim	G1/ Runs with Corks	11	5	0.688
7	McMillan, Evan	G7/ The Rock Bottoms	15	8	0.652
8	Heath, John	G2/ Nein Mark	11	6	0.647
9	Raymond, Erik	G3/ Rippin Darts	18	10	0.643
10	Steiner, Tank	G5/ Ones are Closed	10	6	0.625
11	Fleener, Michael	G1/ Runs with Corks	13	8	0.619
12	Crabtree, Reagan	G7/ The Rock Bottoms	11	7	0.611
13	Tschetter, Aaron	G7/ The Rock Bottoms	12	8	0.600
14	(three tied)		13	9	0.591

<u>Women's Records</u>			<u>W</u>	<u>L</u>	<u>%-age</u>
(# by div.: A-0, B-5, C-3, D-2, E-4, F-12, G-16)					
B	Blackwelder, Deb	B4/ Blindsided	10	11	0.476
	Wilson, Samantha	B1/ Put It on Matt's Tab	9	11	0.450
C	Rosenfeld, Leslie	C5/ Trippin Bulls	7	10	0.412
D	Blackwelder, Allyson	D1/ Off Constantly-Reboot	13	8	0.619
E	Mathews, Olivia	E6/ Death Throw	10	15	0.400
	Clement, Dawn	E5/ That's What She Said	8	20	0.286
F	Moger, Liza	F1/ Shark Shooters	8	15	0.348
	Stacy, Michelle	F1/ Shark Shooters	7	16	0.304
	Assante, Tracy	F5/ The Neighborhood Dart l	7	17	0.292
	-	-	-	-	-
G	Ferraro, Kimberly	G2/ Nein Mark	8	10	0.444
	Ross, Anne	G6/ We're Sexy & We Throv	7	10	0.412
	Smith, Lauren	G7/ The Rock Bottoms	6	12	0.333
	McNamara, Karen	G6/ We're Sexy & We Throv	4	12	0.250

Spring 2023 RDL Top Singles+Doubles Records (by division) (FINAL!)

(There are no missing statistics, as all scoresheets from the entire season have been received.) (Game minimums required for these listings: 30 for team G2; 32 for all other G teams, and all A/C/D/E teams; 35 for team B6; 37 for all other B teams, and all F teams)

<u>"A" Division</u>			<u>W</u>	<u>L</u>	<u>%-age</u>
1	Phillips, Stevie	A1/ The Global Element	43	5	0.896
2	Phillips, Robbie	A1/ The Global Element	40	6	0.870
3	Gibson, Pat	A2/ The Bullies	28	6	0.824
4	Foushee, Kevin	A2/ The Bullies	33	8	0.805
5	Stewart, P.J.	A2/ The Bullies	32	8	0.800
6	Massengill, Chad	A1/ The Global Element	34	9	0.791
7	Seward, Mike	A3/ Liver Alliance	31	14	0.689
8	Gelberg, Dave	A4/ Lunatic Fringe	23	11	0.676
9	Persson, Kenny	A1/ The Global Element	22	11	0.667
10	Johnson, Michael	A2/ The Bullies	29	15	0.659
11	Gauthier, Kyle	A3/ Liver Alliance	29	16	0.644
12	Vaughan, Aaron	A3/ Liver Alliance	27	15	0.643
13	Bakowski, Adam	A4/ Lunatic Fringe	21	13	0.618
14	Jones, Grey	A3/ Liver Alliance	21	15	0.583
15	Mitchell, Sid	A4/ Lunatic Fringe	25	18	0.581

<u>"B" Division</u>			<u>W</u>	<u>L</u>	<u>%-age</u>
1	White, Vic	B2/ Boom Baby	35	14	0.714
2	Bracco, Michael	B3/ Why So Serious?	37	15	0.712
3	Cole, Mike	B3/ Why So Serious?	36	15	0.706
4	Borgna, Andrew	B1/ Put It on Matt's Tab	33	14	0.702
5	Tant, J.J.	B6/ Dysfunctional Outlaws	35	17	0.673
6	Palmer, Matt	B8/ Iceman's Ear Defenders	33	18	0.647
7	Murray, Shane	B6/ Dysfunctional Outlaws	31	17	0.646
8	Ridgway, Matt	B4/ Blindsided	38	21	0.644
9	Page, Scott	B8/ Iceman's Ear Defenders	25	14	0.641
10	Hoyt, David	B4/ Blindsided	36	22	0.621
	Watson, Jeff, Jr.	B4/ Blindsided	36	22	0.621
12	Gallagher, Jim	B5/ Double In, Uber Out	26	16	0.619
13	Bowman, Merrill	B7/ Dart Attack	35	22	0.614
14	Stoy, Carson	B7/ Dart Attack	27	17	0.614
15	Jones, Mike	B7/ Dart Attack	34	22	0.607

<u>"C" Division</u>			<u>W</u>	<u>L</u>	<u>%-age</u>
1	Bushman, Brad	C3/ Show Me Your Tips	33	5	0.868
2	Powell, Lee	C3/ Show Me Your Tips	30	10	0.750
3	Morgan, Larry	C5/ Trippin Bulls	26	11	0.703
4	Robinson, Mike	C7/ Darty Sanchez	28	12	0.700
5	Copple, Matthew	C4/ Nine Lives	32	14	0.696
6	Trefzger, Eric	C7/ Darty Sanchez	30	14	0.682
7	Velazquez, Jesse	C5/ Trippin Bulls	30	17	0.638
8	Byrne, Matt	C6/ Rif Raf	29	17	0.630
9	Bruemmer, Wes	C5/ Trippin Bulls	21	13	0.618
10	Porcelli, Robb	C4/ Nine Lives	29	18	0.617
11	Ginger, Chuck	C5/ Trippin Bulls	25	17	0.595
12	Davis, Jimmy	C1/ Double In Stumble Out	19	13	0.594
13	Haire, Chris	C5/ Trippin Bulls	21	15	0.583
14	Fitzgerald, Dennis	C4/ Nine Lives	20	15	0.571
15	Sautter, Scott	C2/ Shooter McGavin	25	19	0.568

<u>"D" Division</u>			<u>W</u>	<u>L</u>	<u>%-age</u>
1	Tufillaro, Lou	D1/ Off Constantly-Reboot	27	9	0.750
2	White, J.J.	D7/ Menace 2 Sobriety	32	12	0.727
3	Lueneburg, Randy	D1/ Off Constantly-Reboot	27	13	0.675
4	Azevedo, Angelo	D1/ Off Constantly-Reboot	24	12	0.667
5	Olson, Kevin	D1/ Off Constantly-Reboot	31	17	0.646
6	Richardson, Shane	D3/ One Armed Bandits	21	12	0.636
7	White, Jim	D3/ One Armed Bandits	24	14	0.632
8	Price, Brady	D7/ Menace 2 Sobriety	27	16	0.628
9	Jones, Dustin	D4/ BullsHit	30	18	0.625
	Rudy, Jeff	D3/ One Armed Bandits	25	15	0.625
11	Johnson, Dave	D7/ Menace 2 Sobriety	28	18	0.609
12	Kirkpatrick, Scott	D6/ Red-eye Rangers	29	19	0.604
13	Buckman, Dave	D5/ Cheap Shots	24	16	0.600
	Beaird, Tommy	D2/ DD-214	28	19	0.596
15	Trefzger, Ken	D3/ One Armed Bandits	27	19	0.587

<u>"E" Division</u>			<u>W</u>	<u>L</u>	<u>%-age</u>
1	Deemer, Randy	E1/ Hump Day!	42	3	0.933
2	Finney, Dave	E2/ Bad Mutha Duckas	41	7	0.854
3	Samaluk, Somchai	E2/ Bad Mutha Duckas	35	10	0.778
4	Hamer, Andrew	E7/ Y.N.T.A.	26	14	0.650
5	Barrett, Darren	E4/ Sharky's Machine	23	13	0.639
6	Stuckey, Rob	E1/ Hump Day!	26	15	0.634
7	Ellis, Tim	E2/ Bad Mutha Duckas	26	16	0.619
8	Cominole, Jeremy	E3/ Irish Ton	21	13	0.618
9	Willis, Tolson	E6/ Death Throw	24	16	0.600
10	Ball, Pat	E3/ Irish Ton	28	19	0.596
11	Krestalude, Andy	E1/ Hump Day!	25	17	0.595
12	Borgia, Pete	E4/ Sharky's Machine	27	19	0.587
13	Bush, Jim	E1/ Hump Day!	19	14	0.576
14	Turner, Kevin	E7/ Y.N.T.A.	25	20	0.556
15	McEwen, William	E1/ Hump Day!	26	21	0.553

<u>"F" Division</u>			<u>W</u>	<u>L</u>	<u>%-age</u>
1	Hartley, Bryan	F7/ Village Idiots	39	11	0.780
2	Blake, Rick	F2/ Ton 80 Proof	39	13	0.750
	Swepson, Jerrell	F5/ The Neighborhood Dart l	39	13	0.750
4	Haywood, Eric	F7/ Village Idiots	30	11	0.732
5	Dehnel, Sebastian	F2/ Ton 80 Proof	34	13	0.723
6	Jones, Nick	F7/ Village Idiots	35	16	0.686
7	Vivod, Josh	F7/ Village Idiots	36	17	0.679
8	Bowen, Andy	F4/ Bangin The Wire	30	15	0.667
9	Furdon, Matt	F3/ Dart Side of the Moon	30	17	0.638
10	White, John	F4/ Bangin The Wire	35	20	0.636
11	Alcon, Tony	F6/ Sofa Kings	33	19	0.635
12	Kotecki, Phil	F2/ Ton 80 Proof	26	15	0.634
13	Amos, Terron	F5/ The Neighborhood Dart l	34	22	0.607
14	Frederickson, David	F2/ Ton 80 Proof	21	16	0.568
15	Barnes, Adam	F8/ Shoot-Da-Bull	23	18	0.561

<u>"G" Division</u>			<u>W</u>	<u>L</u>	<u>%-age</u>
1	Updyke, Gerald	G2/ Nein Mark	26	8	0.765
2	Moody, Chris	G1/ Runs with Corks	25	9	0.735
3	McDonald, Chase	G3/ Rippin Darts	36	13	0.735
4	Amarante, John	G1/ Runs with Corks	34	13	0.723
5	Jones, Mike	G6/ We're Sexy & We Throv	25	10	0.714
6	Helton, Dakota	G3/ Rippin Darts	31	13	0.705
7	Kelly, Mike	G5/ Ones are Closed	32	14	0.696
8	Heath, John	G2/ Nein Mark	26	12	0.684
9	Sweet, Jim	G1/ Runs with Corks	23	11	0.676
10	Fleener, Michael	G1/ Runs with Corks	30	15	0.667
11	Wood, Connor	G3/ Rippin Darts	30	17	0.638
12	McMillan, Evan	G7/ The Rock Bottoms	28	16	0.636
13	Gylfason, Thorbjorn	G3/ Rippin Darts	27	17	0.614
14	Additon, Chris	G2/ Nein Mark	19	12	0.613
15	Wissinger, Wes	G4/ Punk in Drublic	28	18	0.609

<u>Women's Records</u>			<u>W</u>	<u>L</u>	<u>%-age</u>
(# by div.: A-0, B-5, C-3, D-2, E-4, F-12, G-16)					
B	Wilson, Samantha	B1/ Put It on Matt's Tab	23	23	0.500
	Blackwelder, Deb	B4/ Blindsided	14	26	0.350
C	Rosenfeld, Leslie	C5/ Trippin Bulls	12	24	0.333
D	Blackwelder, Allyson	D1/ Off Constantly-Reboot	24	19	0.558
E	Mathews, Olivia	E6/ Death Throw	25	24	0.510
	Caldwell, Taylor	E5/ That's What She Said	14	36	0.280
F	Wilberg, Chelsea	F3/ Dart Side of the Moon	20	20	0.500
	Stacy, Michelle	F1/ Shark Shooters	18	24	0.429
	Moger, Liza	F1/ Shark Shooters	17	33	0.340
	Assante, Tracy	F5/ The Neighborhood Dart l	12	33	0.267
G	Ross, Anne	G6/ We're Sexy & We Throv	18	18	0.500
	Ferraro, Kimberly	G2/ Nein Mark	15	18	0.455
	Smith, Lauren	G7/ The Rock Bottoms	17	21	0.447
	Bohanan, Heather	G6/ We're Sexy & We Throv	11	31	0.262

Spring 2023 RDL Top All-Star Point Averages (by division) (FINAL!)

(There are no missing statistics, as all scoresheets from the entire season have been received.) (Game minimums required for these listings: 30 for team G2; 32 for all other G teams, and all A/C/D/E teams; 35 for team B6; 37 for all other B teams, and all F teams)

<u>"A" Division</u>			<u>ASP</u>	<u>TGP</u>	<u>Ave.</u>
1	Phillips, Robbie	A1/ The Global Element	121.0	46	2.630
2	Phillips, Stevie	A1/ The Global Element	103.0	48	2.146
3	Massengill, Chad	A1/ The Global Element	86.5	43	2.012
4	Gibson, Pat	A2/ The Bullies	67.5	34	1.985
5	Gauthier, Kyle	A3/ Liver Alliance	85.5	45	1.900
6	Stewart, P.J.	A2/ The Bullies	71.0	40	1.775
7	Jones, Jimmie	A6/ Consistently Inconsisten	79.5	45	1.767
8	Vaughan, Aaron	A3/ Liver Alliance	65.5	42	1.560
9	Foushee, Kevin	A2/ The Bullies	58.0	41	1.415
10	Seward, Mike	A3/ Liver Alliance	60.5	45	1.344
11	Mitchell, Sid	A4/ Lunatic Fringe	54.5	43	1.267
12	Horton, Tony	A7/ Darty Minds	56.5	48	1.177
13	Johnson, Michael	A2/ The Bullies	50.5	44	1.148
14	Gelberg, Dave	A4/ Lunatic Fringe	39.0	34	1.148
15	Grubb, Ed	A6/ Consistently Inconsisten	45.0	41	1.098

<u>"B" Division</u>			<u>ASP</u>	<u>TGP</u>	<u>Ave.</u>
1	Page, Scott	B8/ Iceman's Ear Defenders	51.5	39	1.321
2	Palmer, Matt	B8/ Iceman's Ear Defenders	55.0	51	1.078
3	White, Vic	B2/ Boom Baby	51.0	49	1.041
4	Murray, Shane	B6/ Dysfunctional Outlaws	48.0	48	1.000
5	Jones, Mike	B7/ Dart Attack	55.5	56	0.991
6	Ridgway, Matt	B4/ Blindsided	57.0	59	0.966
7	Cole, Mike	B3/ Why So Serious?	46.0	51	0.902
8	Tant, J.J.	B6/ Dysfunctional Outlaws	44.0	52	0.846
9	Al-Hoory, Ahmed	B1/ Put It on Matt's Tab	40.5	49	0.827
10	Chalmers, Alan	B7/ Dart Attack	43.5	54	0.806
11	Gallagher, Jim	B5/ Double In, Uber Out	33.0	42	0.786
12	Bracco, Michael	B3/ Why So Serious?	39.5	52	0.760
13	Eubanks, Hunter	B8/ Iceman's Ear Defenders	28.5	38	0.750
14	Merkle, Patrick	B4/ Blindsided	37.0	53	0.698
15	Rice, Derek	B3/ Why So Serious?	27.5	40	0.688

<i>"C" Division</i>			<u>ASP</u>	<u>TGP</u>	<u>Ave.</u>
1	Robinson, Mike	C7/ Darty Sanchez	50.0	40	1.250
2	Bushman, Brad	C3/ Show Me Your Tips	42.5	38	1.118
3	Powell, Lee	C3/ Show Me Your Tips	33.0	40	0.825
4	Davis, Jimmy	C1/ Double In Stumble Out	26.0	32	0.813
5	Velazquez, Jesse	C5/ Trippin Bulls	38.0	47	0.809
6	Bialaszewski, Rich	C3/ Show Me Your Tips	27.0	36	0.750
7	Bruemmer, Wes	C5/ Trippin Bulls	24.0	34	0.706
8	Shorrock, Will	C6/ Rif Raf	23.0	33	0.697
9	Joyal, Paul	C3/ Show Me Your Tips	24.0	35	0.686
10	Trefzger, Eric	C7/ Darty Sanchez	30.0	44	0.682
11	Toolan, Chris	C2/ Shooter McGavin	26.5	39	0.679
12	Romancheck, David	C4/ Nine Lives	21.5	32	0.672
13	Byrne, Matt	C6/ Rif Raf	30.5	46	0.663
14	McQueen, Jamie	C1/ Double In Stumble Out	25.0	38	0.658
15	Winters, Tom	C6/ Rif Raf	27.5	42	0.655

<i>"D" Division</i>			<u>ASP</u>	<u>TGP</u>	<u>Ave.</u>
1	Kirkpatrick, Scott	D6/ Red-eye Rangers	42.5	48	0.885
2	Jones, Dustin	D4/ BullsHit	39.5	48	0.823
3	Olson, Kevin	D1/ Off Constantly-Reboot	39.0	48	0.813
4	Richardson, Shane	D3/ One Armed Bandits	26.0	33	0.788
5	Tufillaro, Lou	D1/ Off Constantly-Reboot	27.5	36	0.764
6	Thomas, Joe	D2/ DD-214	24.5	33	0.742
7	White, J.J.	D7/ Menace 2 Sobriety	28.5	44	0.648
8	Gardner, Mike	D4/ BullsHit	26.5	42	0.631
9	Beard, Tommy	D2/ DD-214	29.0	47	0.617
10	Williams, Denwood	D4/ BullsHit	21.0	35	0.600
11	Hindle, Mikey	D5/ Cheap Shots	22.5	39	0.577
12	Morin, Deane	D4/ BullsHit	18.0	33	0.545
13	Price, Brady	D7/ Menace 2 Sobriety	22.5	43	0.523
14	Trefzger, Ken	D3/ One Armed Bandits	23.5	46	0.511
15	Johnson, Dave	D7/ Menace 2 Sobriety	22.0	46	0.478

<i>"E" Division</i>			ASP	TGP	Ave.
1	Samaluk, Somchai	E2/ Bad Mutha Duckas	53.0	45	1.178
2	Finney, Dave	E2/ Bad Mutha Duckas	43.0	48	0.896
3	Deemer, Randy	E1/ Hump Day!	32.0	45	0.711
4	Barrett, Darren	E4/ Sharky's Machine	23.0	36	0.639
5	Adams, Doug	E5/ That's What She Said	19.0	34	0.559
6	Bateman, Jimmy	E4/ Sharky's Machine	21.0	45	0.467
7	Bosier, Sean	E6/ Death Throw	20.5	44	0.466
8	Turner, Kevin	E7/ Y.N.T.A.	20.0	45	0.444
9	Mathews, Olivia	E6/ Death Throw	20.5	49	0.418
10	Ball, Pat	E3/ Irish Ton	19.5	47	0.415
11	Hamer, Andrew	E7/ Y.N.T.A.	16.5	40	0.413
12	Willis, Tolson	E6/ Death Throw	15.0	40	0.375
13	Krestalude, Andy	E1/ Hump Day!	15.5	42	0.369
14	Fortune, Chase	E6/ Death Throw	15.0	43	0.349
15	Borgia, Pete	E4/ Sharky's Machine	16.0	46	0.348

<u>"F" Division</u>			<u>ASP</u>	<u>TGP</u>	<u>Ave.</u>
1	Thompson, Barry	F8/ Shoot-Da-Bull	38.0	43	0.884
2	Hartley, Bryan	F7/ Village Idiots	38.0	50	0.760
3	Blake, Rick	F2/ Ton 80 Proof	39.5	52	0.760
	Swepson, Jerrell	F5/ The Neighborhood Dart l	39.5	52	0.760
5	Dehnel, Sebastian	F2/ Ton 80 Proof	35.0	47	0.745
6	Amos, Terron	F5/ The Neighborhood Dart l	40.5	56	0.723
7	Stark, Parker	F4/ Bangin The Wire	27.0	39	0.692
8	Haywood, Eric	F7/ Village Idiots	26.5	41	0.646
9	White, John	F4/ Bangin The Wire	35.0	55	0.636
10	Millius, Mike	F3/ Dart Side of the Moon	28.5	47	0.606
11	Gagner, Chris	F2/ Ton 80 Proof	26.5	46	0.576
12	Barnes, Adam	F8/ Shoot-Da-Bull	23.5	41	0.573
13	Keim, Roger	F6/ Sofa Kings	29.0	54	0.537
14	Alcon, Tony	F6/ Sofa Kings	25.5	52	0.490
15	Bowen, Andy	F4/ Bangin The Wire	21.5	45	0.478

<u>"G" Division</u>			<u>ASP</u>	<u>TGP</u>	<u>Ave.</u>
1	Moody, Chris	G1/ Runs with Corks	22.5	34	0.662
2	Authur, Corwin	G4/ Punk in Drublic	19.0	32	0.594
3	Wissinger, Wes	G4/ Punk in Drublic	26.0	46	0.565
4	Heath, John	G2/ Nein Mark	19.5	38	0.513
5	McDonald, Chase	G3/ Rippin Darts	25.0	49	0.510
6	McMillan, Evan	G7/ The Rock Bottoms	22.0	44	0.500
7	Amarante, John	G1/ Runs with Corks	21.5	47	0.457
8	Wood, Connor	G3/ Rippin Darts	21.0	47	0.447
9	Wrenn, Cameron	G2/ Nein Mark	13.5	31	0.435
10	Iessi, Austin	G5/ Ones are Closed	16.0	37	0.432
11	Raymond, Erik	G3/ Rippin Darts	22.5	54	0.417
12	Kelly, Mike	G5/ Ones are Closed	18.0	46	0.391
13	Updyke, Gerald	G2/ Nein Mark	12.0	34	0.353
14	Fishbeck, Brent	G5/ Ones are Closed	12.5	37	0.338
15	Fleener, Michael	G1/ Runs with Corks	15.0	45	0.333

<u>Women's Records</u>			ASP	TGP	Ave.
(# by div.: A-0, B-5, C-3, D-2, E-4, F-12, G-16)					
B	Wilson, Samantha	B1/ Put It on Matt's Tab	26.0	46	0.565
	Blackwelder, Deb	B4/ Blindsided	8.0	40	0.200
C	Rosenfeld, Leslie	C5/ Trippin Bulls	13.0	36	0.361
D	Kubel, Nicole	D1/ Off Constantly-Reboot	17.5	45	0.389
E	Mathews, Olivia	E6/ Death Throw	20.5	49	0.418
	Caldwell, Taylor	E5/ That's What She Said	9.5	50	0.190
F	Stacy, Michelle	F1/ Shark Shooters	13.0	42	0.310
	Wilberg, Chelsea	F3/ Dart Side of the Moon	9.5	40	0.238
	Assante, Tracy	F5/ The Neighborhood Dart 1	10.0	45	0.222
	Moger, Liza	F1/ Shark Shooters	4.0	50	0.080
G	Smith, Lauren	G7/ The Rock Bottoms	10.0	38	0.263
	Ross, Anne	G6/ We're Sexy & We Throv	6.0	36	0.167
	Ferraro, Kimberly	G2/ Nein Mark	3.5	33	0.106
	Bohanan, Heather	G6/ We're Sexy & We Throv	4.0	42	0.095

Spring 2023 RDL League-Wide Sectional Statistics (ranked by percentage) (FINAL!)

(All statistics are included, as there were no missing scoresheets this season)

(Game minimums required for these listings: 6 for all divisions)

	<u><i>Singles 301 Win Percentage</i></u>	<u>W</u>	<u>L</u>	<u>%-age</u>
1	Deemer, Randy E1/ Hump Day!	11	0	1.000
	Tan, Wil A1/ The Global Element	6	0	1.000
	Foote, Patrick F4/ Bangin The Wire	6	0	1.000
4	Phillips, Stevie A1/ The Global Element	11	1	0.917
	Borgna, Andrew B1/ Put It on Matt's Tab	11	1	0.917
	Finney, Dave E2/ Bad Mutha Duckas	11	1	0.917
	Samaluk, Somchai E2/ Bad Mutha Duckas	11	1	0.917
8	Stacy, Michelle F1/ Shark Shooters	9	1	0.900
9	Gibson, Pat A2/ The Bullies	8	1	0.889
	Tuffillaro, Lou D1/ Off Constantly-Reboot	8	1	0.889
11	Lalino, Steve E2/ Bad Mutha Duckas	7	1	0.875
12	Bowman, Merrill B7/ Dart Attack	13	2	0.867
13	Moody, Chris G1/ Runs with Corks	6	1	0.857
14	White, Vic B2/ Boom Baby	11	2	0.846
	Alcon, Tony F6/ Sofa Kings	11	2	0.846
	Swepson, Jerrell F5/ The Neighborhood Dart	11	2	0.846
17	Phillips, Robbie A1/ The Global Element	10	2	0.833
	Seward, Mike A3/ Liver Alliance	10	2	0.833
	Amarante, John G1/ Runs with Corks	10	2	0.833
	Spellman, Alex A2/ The Bullies	5	1	0.833
	Veith, Matt B5/ Double In, Uber Out	5	1	0.833
	Goodrich, Brett C7/ Darty Sanchez	5	1	0.833
	Morgan, Larry C5/ Trippin Bulls	5	1	0.833
	Roberts, Mason D1/ Off Constantly-Reboot	5	1	0.833
	Adams, Doug E5/ That's What She Said	5	1	0.833
26	Sautter, Scott C2/ Shooter McGavin	9	2	0.818
	Haywood, Eric F7/ Village Idiots	9	2	0.818
28	Foushee, Kevin A2/ The Bullies	8	2	0.800
	Stewart, P.J. A2/ The Bullies	8	2	0.800
	Stark, Parker F4/ Bangin The Wire	8	2	0.800
	Updyke, Gerald G2/ Nein Mark	8	2	0.800
32	Amos, Terron F5/ The Neighborhood Dart	11	3	0.786
33	Mozzetti, Tim A4/ Lunatic Fringe	7	2	0.778
	Haire, Chris C5/ Trippin Bulls	7	2	0.778
	Richardson, Shane D3/ One Armed Bandits	7	2	0.778
	Cominole, Jeremy E3/ Irish Ton	7	2	0.778
	Bowen, Andy F4/ Bangin The Wire	7	2	0.778
38	Gallagher, Jim B5/ Double In, Uber Out	10	3	0.769
	Blake, Rick F2/ Ton 80 Proof	10	3	0.769
	Jones, Nick F7/ Village Idiots	10	3	0.769
	Wissinger, Wes G4/ Punk in Drublic	10	3	0.769
42	Suan, John B1/ Put It on Matt's Tab	9	3	0.750
	Copple, Matthew C4/ Nine Lives	9	3	0.750
	Velazquez, Jesse C5/ Trippin Bulls	9	3	0.750
	Jones, Dustin D4/ BullsHit	9	3	0.750
	White, J.J. D7/ Menace 2 Sobriety	9	3	0.750
	Ellis, Tim E2/ Bad Mutha Duckas	9	3	0.750
	Furdon, Matt F3/ Dart Side of the Moon	9	3	0.750
	Kelly, Mike G5/ Ones are Closed	9	3	0.750
	Bushman, Brad C3/ Show Me Your Tips	6	2	0.750
	Hartley, Bryan F7/ Village Idiots	6	2	0.750
	Jones, Mike G6/ We're Sexy & We Throv	6	2	0.750
53	Massengill, Chad A1/ The Global Element	8	3	0.727
	Stoy, Carson B7/ Dart Attack	8	3	0.727
	Hindle, Mikey D5/ Cheap Shots	8	3	0.727
	Willis, Tolson E6/ Death Throw	8	3	0.727
	Campbell, Aaron F6/ Sofa Kings	8	3	0.727
	Dehnel, Sebastian F2/ Ton 80 Proof	8	3	0.727
	Gylfason, Thorbjorn G3/ Rippin Darts	8	3	0.727
	Helton, Dakota G3/ Rippin Darts	8	3	0.727
61	Chalmers, Alan B7/ Dart Attack	10	4	0.714
	Watson, Jeff, Jr. B4/ Blindsided	10	4	0.714
	Cannizzaro, Anthony B3/ Why So Serious?	5	2	0.714
	Emerton, Eric E7/ Y.N.T.A.	5	2	0.714
	Ferraro, Kimberly G2/ Nein Mark	5	2	0.714

	<u><i>Singles Cricket Win Percentage</i></u>	<u>W</u>	<u>L</u>	<u>%-age</u>
1	Phillips, Stevie A1/ The Global Element	12	0	1.000
	Finney, Dave E2/ Bad Mutha Duckas	12	0	1.000
	Samaluk, Somchai E2/ Bad Mutha Duckas	12	0	1.000
	Beaird, Tommy D2/ DD-214	11	0	1.000
	Deemer, Randy E1/ Hump Day!	11	0	1.000
	Moody, Chris G1/ Runs with Corks	8	0	1.000
7	Phillips, Robbie A1/ The Global Element	11	1	0.917
	Murray, Shane B6/ Dysfunctional Outlaws	11	1	0.917
	Byrne, Matt C6/ Rif Raf	11	1	0.917
10	Massengill, Chad A1/ The Global Element	10	1	0.909
	Copple, Matthew C4/ Nine Lives	10	1	0.909
	Heath, John G2/ Nein Mark	10	1	0.909
	Helton, Dakota G3/ Rippin Darts	10	1	0.909
14	Stewart, P.J. A2/ The Bullies	9	1	0.900
	Page, Scott B8/ Iceman's Ear Defenders	9	1	0.900
	Bushman, Brad C3/ Show Me Your Tips	9	1	0.900
	Robinson, Mike C7/ Darty Sanchez	9	1	0.900
	Lueneburg, Randy D1/ Off Constantly-Reboot	9	1	0.900
19	Davis, Jimmy C1/ Double In Stumble Out	8	1	0.889
20	Willis, Tolson E6/ Death Throw	7	1	0.875
21	Bracco, Michael B3/ Why So Serious?	11	2	0.846
	Cole, Mike B3/ Why So Serious?	11	2	0.846
	Palmer, Matt B8/ Iceman's Ear Defenders	11	2	0.846
	Blake, Rick F2/ Ton 80 Proof	11	2	0.846
	Swepson, Jerrell F5/ The Neighborhood Dart	11	2	0.846
26	Gauthier, Kyle A3/ Liver Alliance	10	2	0.833
	White, Vic B2/ Boom Baby	10	2	0.833
	Olson, Kevin D1/ Off Constantly-Reboot	10	2	0.833
	Fortune, Chase E6/ Death Throw	10	2	0.833
	Bowen, Andy F4/ Bangin The Wire	10	2	0.833
	Dehnel, Sebastian F2/ Ton 80 Proof	10	2	0.833
	Kelly, Mike G5/ Ones are Closed	10	2	0.833
	McDonald, Chase G3/ Rippin Darts	10	2	0.833
	Minty, Ross A1/ The Global Element	5	1	0.833
	Spellman, Alex A2/ The Bullies	5	1	0.833
	Hall, Mike C1/ Double In Stumble Out	5	1	0.833
	Moulden, Jeremy E5/ That's What She Said	5	1	0.833
38	Foushee, Kevin A2/ The Bullies	9	2	0.818
	Iessi, Austin G5/ Ones are Closed	9	2	0.818
40	Ridgway, Matt B4/ Blindsided	12	3	0.800
	Morgan, Larry C5/ Trippin Bulls	8	2	0.800
	Rudy, Jeff D3/ One Armed Bandits	8	2	0.800
	Woodard, Dave E7/ Y.N.T.A.	8	2	0.800
	McMillan, Evan G7/ The Rock Bottoms	8	2	0.800
45	Hoyt, David B4/ Blindsided	11	3	0.786
	Jones, Mike B7/ Dart Attack	11	3	0.786
	Hartley, Bryan F7/ Village Idiots	11	3	0.786
48	Gibson, Pat A2/ The Bullies	7	2	0.778
	Snyder, Mike B5/ Double In, Uber Out	7	2	0.778
	Bruemmer, Wes C5/ Trippin Bulls	7	2	0.778
	Holland, Steve C1/ Double In Stumble Out	7	2	0.778
	Azevedo, Angelo D1/ Off Constantly-Reboot	7	2	0.778
	Buckman, Dave D5/ Cheap Shots	7	2	0.778
	Richardson, Shane D3/ One Armed Bandits	7	2	0.778
	Tuffillaro, Lou D1/ Off Constantly-Reboot	7	2	0.778
	Witz, Steve D5/ Cheap Shots	7	2	0.778
	Updyke, Gerald G2/ Nein Mark	7	2	0.778
58	Merkle, Patrick B4/ Blindsided	10	3	0.769
	Tant, J.J. B6/ Dysfunctional Outlaws	10	3	0.769
	Jones, Nick F7/ Village Idiots	10	3	0.769
61	Seward, Mike A3/ Liver Alliance	9	3	0.750
	Borgna, Andrew B1/ Put It on Matt's Tab	9	3	0.750
	Bateman, Jimmy E4/ Sharky's Machine	9	3	0.750
	Fleener, Michael G1/ Runs with Corks	9	3	0.750
	Schaefer, John E4/ Sharky's Machine	6	2	0.750

Spring 2023 RDL League-Wide Sectional Statistics (ranked by percentage) (FINAL!)

(All statistics are included, as there were no missing scoresheets this season)

(Game minimums required for these listings: 6 for all divisions)

	<u>Doubles Cricket Win Percentage</u>	<u>W</u>	<u>L</u>	<u>%-age</u>
1	Powell, Lee C3/ Show Me Your Tips	11	0	1.000
	Bushman, Brad C3/ Show Me Your Tips	10	0	1.000
3	Phillips, Robbie A1/ The Global Element	11	1	0.917
	Rice, Teddy B3/ Why So Serious?	11	1	0.917
	Wood, Connor G3/ Rippin Darts	11	1	0.917
6	Hamer, Andrew E7/ Y.N.T.A.	10	1	0.909
7	Foushee, Kevin A2/ The Bullies	9	1	0.900
	Stewart, P.J. A2/ The Bullies	9	1	0.900
	Cannizzaro, Anthony B3/ Why So Serious?	9	1	0.900
	Price, Brady D7/ Menace 2 Sobriety	9	1	0.900
11	Persson, Kenny A1/ The Global Element	8	1	0.889
	Bruemmer, Wes C5/ Trippin Bulls	8	1	0.889
	Tuffilaro, Lou D1/ Off Constantly-Reboot	8	1	0.889
	Updyke, Gerald G2/ Nein Mark	8	1	0.889
15	Elder, Craig A2/ The Bullies	7	1	0.875
	Emerton, Eric E7/ Y.N.T.A.	7	1	0.875
	Moore, Mark E1/ Hump Day!	7	1	0.875
18	Zuttel, Paul F2/ Ton 80 Proof	6	1	0.857
19	Cole, Mike B3/ Why So Serious?	11	2	0.846
20	Phillips, Stevie A1/ The Global Element	10	2	0.833
	Borgia, Pete E4/ Sharky's Machine	10	2	0.833
	Deemer, Randy E1/ Hump Day!	10	2	0.833
	Finney, Dave E2/ Bad Mutha Duckas	10	2	0.833
	McDonald, Chase G3/ Rippin Darts	10	2	0.833
	Brown, Tom A1/ The Global Element	5	1	0.833
	Minty, Ross A1/ The Global Element	5	1	0.833
	Allison, Frank E4/ Sharky's Machine	5	1	0.833
28	Trefzger, Eric C7/ Darty Sanchez	9	2	0.818
	Kotecki, Phil F2/ Ton 80 Proof	9	2	0.818
30	Jones, Grey A3/ Liver Alliance	8	2	0.800
	Iager, John B5/ Double In, Uber Out	8	2	0.800
	Lueneburg, Randy D1/ Off Constantly-Reboot	8	2	0.800
	Rudy, Jeff D3/ One Armed Bandits	8	2	0.800
34	Hartley, Bryan F7/ Village Idiots	11	3	0.786
35	Beaudoin, Paul C1/ Double In Stumble Out	7	2	0.778
	Powell, Mark D6/ Red-eye Rangers	7	2	0.778
	Barrett, Darren E4/ Sharky's Machine	7	2	0.778
	Bush, Jim E1/ Hump Day!	7	2	0.778
	Swartzel, David F2/ Ton 80 Proof	7	2	0.778
	Sweet, Jim G1/ Runs with Corks	7	2	0.778
41	Kerr, Jim B1/ Put It on Matt's Tab	10	3	0.769
	Blake, Rick F2/ Ton 80 Proof	10	3	0.769
	Toko, Jeff F3/ Dart Side of the Moon	10	3	0.769
44	Gauthier, Kyle A3/ Liver Alliance	9	3	0.750
	Johnson, Michael A2/ The Bullies	9	3	0.750
	Borgna, Andrew B1/ Put It on Matt's Tab	9	3	0.750
	Sheer, Andy B5/ Double In, Uber Out	9	3	0.750
	Porcelli, Robb C4/ Nine Lives	9	3	0.750
	Velazquez, Jesse C5/ Trippin Bulls	9	3	0.750
	Johnson, Dave D7/ Menace 2 Sobriety	9	3	0.750
	Olson, Kevin D1/ Off Constantly-Reboot	9	3	0.750
	Dehnel, Sebastian F2/ Ton 80 Proof	9	3	0.750
	Lefebvre, C.J. F5/ The Neighborhood Dart	9	3	0.750
	Thomas, Joe D2/ DD-214	6	2	0.750
	Fink, Scott E4/ Sharky's Machine	6	2	0.750
	Schaefer, John E4/ Sharky's Machine	6	2	0.750
	Furdon, Matt F3/ Dart Side of the Moon	6	2	0.750
	Strickland, Jon G4/ Punk in Drublic	6	2	0.750
59	Millius, Mike F3/ Dart Side of the Moon	8	3	0.727
	McMillan, Evan G7/ The Rock Bottoms	8	3	0.727
61	Vivod, Josh F7/ Village Idiots	10	4	0.714
	(five tied - 1 in A, 2 in C, 1 in F, 1 in G)	5	2	0.714

	<u>Doubles 501 Win Percentage</u>	<u>W</u>	<u>L</u>	<u>%-age</u>
1	White, J.J. D7/ Menace 2 Sobriety	9	0	1.000
	Jones, Mike G6/ We're Sexy & We Throv	9	0	1.000
	Gibson, Pat A2/ The Bullies	7	0	1.000
4	Powell, Lee C3/ Show Me Your Tips	10	1	0.909
	Deemer, Randy E1/ Hump Day!	10	1	0.909
6	Tan, Wil A1/ The Global Element	7	1	0.875
	Davis, Jimmy C1/ Double In Stumble Out	7	1	0.875
	Fitzgerald, Dennis C4/ Nine Lives	7	1	0.875
	Clevenger, Lee E5/ That's What She Said	7	1	0.875
	Walker, Steven F7/ Village Idiots	7	1	0.875
11	Stacy, Rod F1/ Shark Shooters	12	2	0.857
	Knight, Romuald E5/ That's What She Said	6	1	0.857
13	Phillips, Stevie A1/ The Global Element	10	2	0.833
	Minty, Ross A1/ The Global Element	5	1	0.833
	Smith, Allen A1/ The Global Element	5	1	0.833
	Smith, Butch C4/ Nine Lives	5	1	0.833
17	Massengill, Chad A1/ The Global Element	9	2	0.818
18	Ridgway, Matt B4/ Blindsided	12	3	0.800
	Phillips, Robbie A1/ The Global Element	8	2	0.800
	Bushman, Brad C3/ Show Me Your Tips	8	2	0.800
	James, Bob D5/ Cheap Shots	8	2	0.800
22	Hartley, Bryan F7/ Village Idiots	11	3	0.786
23	Mercer, Dave F1/ Shark Shooters	7	2	0.778
	Fleener, Michael G1/ Runs with Corks	7	2	0.778
25	Bracco, Michael B3/ Why So Serious?	10	3	0.769
26	Johnson, Michael A2/ The Bullies	9	3	0.750
	Cannizzaro, Tyler B3/ Why So Serious?	9	3	0.750
	Havens, Lincoln B3/ Why So Serious?	9	3	0.750
	Graber, Shawn F1/ Shark Shooters	9	3	0.750
	Jones, Nick F7/ Village Idiots	9	3	0.750
	White, Jim D3/ One Armed Bandits	6	2	0.750
	Barrett, Darren E4/ Sharky's Machine	6	2	0.750
	Bush, Jim E1/ Hump Day!	6	2	0.750
	Haywood, Eric F7/ Village Idiots	6	2	0.750
35	Amarante, John G1/ Runs with Corks	8	3	0.727
	Wood, Connor G3/ Rippin Darts	8	3	0.727
37	Raymond, Erik G3/ Rippin Darts	10	4	0.714
	Brown, Tom A1/ The Global Element	5	2	0.714
	Denton, Mike A6/ Consistently Inconsisten	5	2	0.714
	Eason, Joel A4/ Lunatic Fringe	5	2	0.714
	Beaudoin, Paul C1/ Double In Stumble Out	5	2	0.714
	Stroud, Zach C7/ Darty Sanchez	5	2	0.714
	Guenther, George D2/ DD-214	5	2	0.714
	Hansen, Josh D3/ One Armed Bandits	5	2	0.714
	Cody, Chris E3/ Irish Ton	5	2	0.714
	VanLienen, Dawn G6/ We're Sexy & We Throv	5	2	0.714
47	Foushee, Kevin A2/ The Bullies	7	3	0.700
	Ginger, Chuck C5/ Trippin Bulls	7	3	0.700
	Knott, Ryan C2/ Shooter McGavin	7	3	0.700
	Blackwelder, Allyson D1/ Off Constantly-Reboot	7	3	0.700
	Trefzger, Ken D3/ One Armed Bandits	7	3	0.700
	Wilson, Travis E3/ Irish Ton	7	3	0.700
53	Tant, J.J. B6/ Dysfunctional Outlaws	9	4	0.692
	Vivod, Josh F7/ Village Idiots	9	4	0.692
	White, John F4/ Bangin The Wire	9	4	0.692
	McDonald, Chase G3/ Rippin Darts	9	4	0.692
57	Horton, Tony A7/ Darty Minds	8	4	0.667
	Johnson, Dave D7/ Menace 2 Sobriety	8	4	0.667
	Kirkpatrick, Scott D6/ Red-eye Rangers	8	4	0.667
	Finney, Dave E2/ Bad Mutha Duckas	8	4	0.667
	(eleven tied - 1 in A, 1 in B, 2 in C, 2 in D, 3 in E, 1 in F, 1 in G)	6	3	0.667
	(ten tied - 3 in A, 2 in B, 1 in D, 1 in E, 3 in G)	4	2	0.667

Spring 2023 RDL Top Singles, Doubles Win Percentages (League-wide) (FINAL!)

(There are no missing statistics, as all scoresheets from the entire season have been received.) (Game minimums required for these listings: 15 for team G2; 16 for all other G teams, and all A/C/D/E teams; 18 for team B6; 19 for all other B teams, and all F teams)

<u>Singles Win Percentage</u>					<u>Doubles Win Percentage</u>						
		W	L	%-age			W	L	%-age		
1	Deemer, Randy	E1/ Hump Day!	22	0	1.000	1	Powell, Lee	C3/ Show Me Your Tips	21	1	0.955
2	Phillips, Stevie	A1/ The Global Element	23	1	0.958	2	Bushman, Brad	C3/ Show Me Your Tips	18	2	0.900
	Finney, Dave	E2/ Bad Mutha Duckas	23	1	0.958	3	Deemer, Randy	E1/ Hump Day!	20	3	0.870
	Samaluk, Somchai	E2/ Bad Mutha Duckas	23	1	0.958	4	Phillips, Robbie	A1/ The Global Element	19	3	0.864
5	Phillips, Robbie	A1/ The Global Element	21	3	0.875	5	Phillips, Stevie	A1/ The Global Element	20	4	0.833
6	Stewart, P.J.	A2/ The Bullies	17	3	0.850	6	Wood, Connor	G3/ Rippin Darts	19	4	0.826
7	Swepson, Jerrell	F5/ The Neighborhood Dart K	22	4	0.846	7	Gibson, Pat	A2/ The Bullies	13	3	0.813
8	White, Vic	B2/ Boom Baby	21	4	0.840	8	Foushee, Kevin	A2/ The Bullies	16	4	0.800
9	Borgna, Andrew	B1/ Put It on Matt's Tab	20	4	0.833	9	Cannizzaro, Anthony	B3/ Why So Serious?	15	4	0.789
	Gibson, Pat	A2/ The Bullies	15	3	0.833	10	Hartley, Bryan	F7/ Village Idiots	22	6	0.786
	Bushman, Brad	C3/ Show Me Your Tips	15	3	0.833	11	Hamer, Andrew	E7/ Y.N.T.A.	14	4	0.778
	Tufillaro, Lou	D1/ Off Constantly-Reboot	15	3	0.833		Jones, Mike	G6/ We're Sexy & We Throw	14	4	0.778
13	Copple, Matthew	C4/ Nine Lives	19	4	0.826	13	Barrett, Darren	E4/ Sharky's Machine	13	4	0.765
14	Massengill, Chad	A1/ The Global Element	18	4	0.818		Bush, Jim	E1/ Hump Day!	13	4	0.765
	Helton, Dakota	G3/ Rippin Darts	18	4	0.818	15	Massengill, Chad	A1/ The Global Element	16	5	0.762
16	Morgan, Larry	C5/ Trippin Bulls	13	3	0.813	16	McDonald, Chase	G3/ Rippin Darts	19	6	0.760
17	Foushee, Kevin	A2/ The Bullies	17	4	0.810	17	Johnson, Michael	A2/ The Bullies	18	6	0.750
	Bowen, Andy	F4/ Bangin The Wire	17	4	0.810		Rice, Teddy	B3/ Why So Serious?	18	6	0.750
19	Blake, Rick	F2/ Ton 80 Proof	21	5	0.808		Finney, Dave	E2/ Bad Mutha Duckas	18	6	0.750
20	Page, Scott	B8/ Iceman's Ear Defenders	16	4	0.800		Stewart, P.J.	A2/ The Bullies	15	5	0.750
	Robinson, Mike	C7/ Darty Sanchez	16	4	0.800		Beaudoin, Paul	C1/ Double In Stumble Out	12	4	0.750
22	Seward, Mike	A3/ Liver Alliance	19	5	0.792	22	Borgia, Pete	E4/ Sharky's Machine	17	6	0.739
	Kelly, Mike	G5/ Ones are Closed	19	5	0.792	23	Updyke, Gerald	G2/ Nein Mark	11	4	0.733
24	Willis, Tolson	E6/ Death Throw	15	4	0.789	24	Bracco, Michael	B3/ Why So Serious?	19	7	0.731
	Updyke, Gerald	G2/ Nein Mark	15	4	0.789	25	White, Jim	D3/ One Armed Bandits	13	5	0.722
26	Byrne, Matt	C6/ Rif Raf	18	5	0.783	26	White, J.J.	D7/ Menace 2 Sobriety	15	6	0.714
	Dehnel, Sebastian	F2/ Ton 80 Proof	18	5	0.783	27	Johnson, Dave	D7/ Menace 2 Sobriety	17	7	0.708
28	Richardson, Shane	D3/ One Armed Bandits	14	4	0.778	28	Vivod, Josh	F7/ Village Idiots	19	8	0.704
29	Hartley, Bryan	F7/ Village Idiots	17	5	0.773	29	Lueneburg, Randy	D1/ Off Constantly-Reboot	14	6	0.700
	Haywood, Eric	F7/ Village Idiots	17	5	0.773	30	Porcelli, Robb	C4/ Nine Lives	16	7	0.696
31	Alcon, Tony	F6/ Sofa Kings	20	6	0.769		Amarante, John	G1/ Runs with Corks	16	7	0.696
	Jones, Nick	F7/ Village Idiots	20	6	0.769	32	Cole, Mike	B3/ Why So Serious?	18	8	0.692
33	Palmer, Matt	B8/ Iceman's Ear Defenders	19	6	0.760		Blake, Rick	F2/ Ton 80 Proof	18	8	0.692
34	Bowman, Merrill	B7/ Dart Attack	22	7	0.759	34	Ridgway, Matt	B4/ Blindsided	20	9	0.690
35	Amos, Terron	F5/ The Neighborhood Dart K	21	7	0.750	35	Bruemmer, Wes	C5/ Trippin Bulls	11	5	0.688
	Murray, Shane	B6/ Dysfunctional Outlaws	18	6	0.750		Sweet, Jim	G1/ Runs with Corks	11	5	0.688
	Olson, Kevin	D1/ Off Constantly-Reboot	18	6	0.750	37	Powell, Mark	D6/ Red-eye Rangers	13	6	0.684
	Amarante, John	G1/ Runs with Corks	18	6	0.750		Haywood, Eric	F7/ Village Idiots	13	6	0.684
39	Velazquez, Jesse	C5/ Trippin Bulls	17	6	0.739	39	Trefzger, Eric	C7/ Darty Sanchez	15	7	0.682
	Beaird, Tommy	D2/ DD-214	17	6	0.739	40	Dehnel, Sebastian	F2/ Ton 80 Proof	16	8	0.667
	White, J.J.	D7/ Menace 2 Sobriety	17	6	0.739		Furdon, Matt	F3/ Dart Side of the Moon	14	7	0.667
42	Tant, J.J.	B6/ Dysfunctional Outlaws	19	7	0.731		Gelberg, Dave	A4/ Lunatic Fringe	12	6	0.667
43	Stoy, Carson	B7/ Dart Attack	16	6	0.727		Tufillaro, Lou	D1/ Off Constantly-Reboot	12	6	0.667
44	Azevedo, Angelo	D1/ Off Constantly-Reboot	13	5	0.722	44	Swepson, Jerrell	F5/ The Neighborhood Dart K	17	9	0.654
	Cominole, Jeremy	E3/ Irish Ton	13	5	0.722	45	Havens, Lincoln	B3/ Why So Serious?	15	8	0.652
46	Cole, Mike	B3/ Why So Serious?	18	7	0.720		McMillan, Evan	G7/ The Rock Bottoms	15	8	0.652
47	Jones, Jimmie	A6/ Consistently Inconsistent	15	6	0.714	47	Mitchell, Sid	A4/ Lunatic Fringe	13	7	0.650
	Heath, John	G2/ Nein Mark	15	6	0.714		James, Bob	D5/ Cheap Shots	13	7	0.650
49	Jones, Dustin	D4/ BullsHit	17	7	0.708		Rudy, Jeff	D3/ One Armed Bandits	13	7	0.650
	Ellis, Tim	E2/ Bad Mutha Duckas	17	7	0.708	50	Heath, John	G2/ Nein Mark	11	6	0.647
	Fleener, Michael	G1/ Runs with Corks	17	7	0.708	51	Raymond, Erik	G3/ Rippin Darts	18	10	0.643
	McDonald, Chase	G3/ Rippin Darts	17	7	0.708	52	Stacy, Rod	F1/ Shark Shooters	16	9	0.640
53	Bracco, Michael	B3/ Why So Serious?	18	8	0.692	53	Klann, Eric	A4/ Lunatic Fringe	14	8	0.636
	Gallagher, Jim	B5/ Double In, Uber Out	18	8	0.692		Cannizzaro, Tyler	B3/ Why So Serious?	14	8	0.636
55	Gelberg, Dave	A4/ Lunatic Fringe	11	5	0.688	55	Jones, Grey	A3/ Liver Alliance	12	7	0.632
	Holland, Steve	C1/ Double In Stumble Out	11	5	0.688		Stuckey, Rob	E1/ Hump Day!	12	7	0.632
57	Witz, Steve	D5/ Cheap Shots	13	6	0.684	57	Sheer, Andy	B5/ Double In, Uber Out	15	9	0.625
58	Gauthier, Kyle	A3/ Liver Alliance	15	7	0.682		Steiner, Tank	G5/ Ones are Closed	10	6	0.625
	Vaughan, Aaron	A3/ Liver Alliance	15	7	0.682	59	Bakowski, Adam	A4/ Lunatic Fringe	13	8	0.619
	Sautter, Scott	C2/ Shooter McGavin	15	7	0.682		Morgan, Larry	C5/ Trippin Bulls	13	8	0.619
	Trefzger, Eric	C7/ Darty Sanchez	15	7	0.682		Blackwelder, Allyson	D1/ Off Constantly-Reboot	13	8	0.619
62	Jones, Mike	B7/ Dart Attack	19	9	0.679		Price, Brady	D7/ Menace 2 Sobriety	13	8	0.619
	Watson, Jeff, Jr.	B4/ Blindsided	19	9	0.679		Fleener, Michael	G1/ Runs with Corks	13	8	0.619
	White, John	F4/ Bangin The Wire	19	9	0.679	64	Tant, J.J.	B6/ Dysfunctional Outlaws	16	10	0.615
65	(five tied - 1 in C, 1 in E, 1 in F, 2 in G)		16	8	0.667	65	(four tied - 1 in C, 2 in D, 1 in G)		11	7	0.611

Spring 2023 RDL Top Singles+Doubles Win %-ages, All-Star Point Aves. (League-wide)(FINAL!)

(There are no missing statistics, as all scoresheets from the entire season have been received.) (Game minimums required for these listings: 30 for team G2; 32 for all other G teams, and all A/C/D/E teams; 35 for team B6; 37 for all other B teams, and all F teams)

<u>Singles+Doubles Win Percentages</u>			<u>W</u>	<u>L</u>	<u>%-age</u>	<u>All-Star Point Averages</u>			<u>ASP</u>	<u>TGP</u>	<u>Ave.</u>
1	Deemer, Randy	E1/ Hump Day!	42	3	0.933	1	Phillips, Robbie	A1/ The Global Element	121.0	46	2.630
2	Phillips, Stevie	A1/ The Global Element	43	5	0.896	2	Phillips, Stevie	A1/ The Global Element	103.0	48	2.146
3	Phillips, Robbie	A1/ The Global Element	40	6	0.870	3	Massengill, Chad	A1/ The Global Element	86.5	43	2.012
4	Bushman, Brad	C3/ Show Me Your Tips	33	5	0.868	4	Gibson, Pat	A2/ The Bullies	67.5	34	1.985
5	Finney, Dave	E2/ Bad Mutha Duckas	41	7	0.854	5	Gauthier, Kyle	A3/ Liver Alliance	85.5	45	1.900
6	Gibson, Pat	A2/ The Bullies	28	6	0.824	6	Stewart, P.J.	A2/ The Bullies	71.0	40	1.775
7	Foushee, Kevin	A2/ The Bullies	33	8	0.805	7	Jones, Jimmie	A6/ Consistently Inconsistent	79.5	45	1.767
8	Stewart, P.J.	A2/ The Bullies	32	8	0.800	8	Vaughan, Aaron	A3/ Liver Alliance	65.5	42	1.560
9	Massengill, Chad	A1/ The Global Element	34	9	0.791	9	Foushee, Kevin	A2/ The Bullies	58.0	41	1.415
10	Hartley, Bryan	F7/ Village Idiots	39	11	0.780	10	Seward, Mike	A3/ Liver Alliance	60.5	45	1.344
11	Samaluk, Somchai	E2/ Bad Mutha Duckas	35	10	0.778	11	Page, Scott	B8/ Iceman's Ear Defenders	51.5	39	1.321
12	Updyke, Gerald	G2/ Nein Mark	26	8	0.765	12	Mitchell, Sid	A4/ Lunatic Fringe	54.5	43	1.267
13	Blake, Rick	F2/ Ton 80 Proof	39	13	0.750	13	Robinson, Mike	C7/ Darty Sanchez	50.0	40	1.250
	Swepson, Jerrell	F5/ The Neighborhood Dart K	39	13	0.750	14	Samaluk, Somchai	E2/ Bad Mutha Duckas	53.0	45	1.178
	Powell, Lee	C3/ Show Me Your Tips	30	10	0.750	15	Horton, Tony	A7/ Darty Minds	56.5	48	1.177
	Tuffilaro, Lou	D1/ Off Constantly-Reboot	27	9	0.750	16	Johnson, Michael	A2/ The Bullies	50.5	44	1.148
17	Moody, Chris	G1/ Runs with Corks	25	9	0.735	17	Gelberg, Dave	A4/ Lunatic Fringe	39.0	34	1.148
18	McDonald, Chase	G3/ Rippin Darts	36	13	0.735	18	Bushman, Brad	C3/ Show Me Your Tips	42.5	38	1.118
19	Haywood, Eric	F7/ Village Idiots	30	11	0.732	19	Grubb, Ed	A6/ Consistently Inconsistent	45.0	41	1.098
20	White, J.J.	D7/ Menace 2 Sobriety	32	12	0.727	20	Palmer, Matt	B8/ Iceman's Ear Defenders	55.0	51	1.078
21	Dehnel, Sebastian	F2/ Ton 80 Proof	34	13	0.723	21	Jones, Grey	A3/ Liver Alliance	38.0	36	1.056
	Amarante, John	G1/ Runs with Corks	34	13	0.723	22	White, Vic	B2/ Boom Baby	51.0	49	1.041
23	White, Vic	B2/ Boom Baby	35	14	0.714	23	Murray, Shane	B6/ Dysfunctional Outlaws	48.0	48	1.000
	Jones, Mike	G6/ We're Sexy & We Throw	25	10	0.714		Brown, Matt	A2/ The Bullies	33.0	33	1.000
25	Bracco, Michael	B3/ Why So Serious?	37	15	0.712	25	Jones, Mike	B7/ Dart Attack	55.5	56	0.991
26	Cole, Mike	B3/ Why So Serious?	36	15	0.706	26	Persson, Kenny	A1/ The Global Element	32.5	33	0.985
27	Helton, Dakota	G3/ Rippin Darts	31	13	0.705	27	Ridgway, Matt	B4/ Blindsided	57.0	59	0.966
28	Morgan, Larry	C5/ Trippin Bulls	26	11	0.703	28	Bakowski, Adam	A4/ Lunatic Fringe	32.5	34	0.956
29	Borgna, Andrew	B1/ Put It on Matt's Tab	33	14	0.702	29	Klann, Eric	A4/ Lunatic Fringe	39.0	42	0.929
30	Robinson, Mike	C7/ Darty Sanchez	28	12	0.700		Lindsey, Roy	A5/ Armed & Hammered	32.5	35	0.929
31	Copple, Matthew	C4/ Nine Lives	32	14	0.696	31	Mozzetti, Tim	A4/ Lunatic Fringe	37.5	41	0.915
	Kelly, Mike	G5/ Ones are Closed	32	14	0.696	32	Butterworth, Jim	A5/ Armed & Hammered	41.0	45	0.911
33	Seward, Mike	A3/ Liver Alliance	31	14	0.689	33	Cole, Mike	B3/ Why So Serious?	46.0	51	0.902
34	Jones, Nick	F7/ Village Idiots	35	16	0.686	34	Finney, Dave	E2/ Bad Mutha Duckas	43.0	48	0.896
35	Heath, John	G2/ Nein Mark	26	12	0.684	35	Kirkpatrick, Scott	D6/ Red-eye Rangers	42.5	48	0.885
36	Trefzger, Eric	C7/ Darty Sanchez	30	14	0.682	36	Thompson, Barry	F8/ Shoot-Da-Bull	38.0	43	0.884
37	Vivod, Josh	F7/ Village Idiots	36	17	0.679	37	Jobe, C.J.	A7/ Darty Minds	32.0	37	0.865
38	Gelberg, Dave	A4/ Lunatic Fringe	23	11	0.676	38	Tant, J.J.	B6/ Dysfunctional Outlaws	44.0	52	0.846
	Sweet, Jim	G1/ Runs with Corks	23	11	0.676	39	Al-Hoory, Ahmed	B1/ Put It on Matt's Tab	40.5	49	0.827
40	Lueneburg, Randy	D1/ Off Constantly-Reboot	27	13	0.675	40	Powell, Lee	C3/ Show Me Your Tips	33.0	40	0.825
41	Tant, J.J.	B6/ Dysfunctional Outlaws	35	17	0.673	41	Jones, Dustin	D4/ BullsHit	39.5	48	0.823
42	Bowen, Andy	F4/ Bangin The Wire	30	15	0.667	42	Olson, Kevin	D1/ Off Constantly-Reboot	39.0	48	0.813
	Fleener, Michael	G1/ Runs with Corks	30	15	0.667		Davis, Jimmy	C1/ Double In Stumble Out	26.0	32	0.813
	Azevedo, Angelo	D1/ Off Constantly-Reboot	24	12	0.667	44	Velazquez, Jesse	C5/ Trippin Bulls	38.0	47	0.809
	Persson, Kenny	A1/ The Global Element	22	11	0.667	45	Chalmers, Alan	B7/ Dart Attack	43.5	54	0.806
46	Johnson, Michael	A2/ The Bullies	29	15	0.659	46	Lange, Cody	A3/ Liver Alliance	28.0	35	0.800
47	Hamer, Andrew	E7/ Y.N.T.A.	26	14	0.650	47	Richardson, Shane	D3/ One Armed Bandits	26.0	33	0.788
48	Palmer, Matt	B8/ Iceman's Ear Defenders	33	18	0.647	48	Gallagher, Jim	B5/ Double In, Uber Out	33.0	42	0.786
49	Murray, Shane	B6/ Dysfunctional Outlaws	31	17	0.646	49	Tuffilaro, Lou	D1/ Off Constantly-Reboot	27.5	36	0.764
	Olson, Kevin	D1/ Off Constantly-Reboot	31	17	0.646	50	Hartley, Bryan	F7/ Village Idiots	38.0	50	0.760
51	Gauthier, Kyle	A3/ Liver Alliance	29	16	0.644	51	Bracco, Michael	B3/ Why So Serious?	39.5	52	0.760
52	Ridgway, Matt	B4/ Blindsided	38	21	0.644		Blake, Rick	F2/ Ton 80 Proof	39.5	52	0.760
53	Vaughan, Aaron	A3/ Liver Alliance	27	15	0.643		Swepson, Jerrell	F5/ The Neighborhood Dart K	39.5	52	0.760
54	Page, Scott	B8/ Iceman's Ear Defenders	25	14	0.641	54	Eubanks, Hunter	B8/ Iceman's Ear Defenders	28.5	38	0.750
55	Barrett, Darren	E4/ Sharky's Machine	23	13	0.639		Bialaszewski, Rich	C3/ Show Me Your Tips	27.0	36	0.750
56	Velazquez, Jesse	C5/ Trippin Bulls	30	17	0.638	56	Dehnel, Sebastian	F2/ Ton 80 Proof	35.0	47	0.745
	Furdon, Matt	F3/ Dart Side of the Moon	30	17	0.638	57	Thomas, Joe	D2/ DD-214	24.5	33	0.742
	Wood, Connor	G3/ Rippin Darts	30	17	0.638	58	Schmaus, Darren	A6/ Consistently Inconsistent	25.5	35	0.729
59	White, John	F4/ Bangin The Wire	35	20	0.636	59	Amos, Terron	F5/ The Neighborhood Dart K	40.5	56	0.723
	McMillan, Evan	G7/ The Rock Bottoms	28	16	0.636	60	Massengill, Randy	A7/ Darty Minds	34.5	48	0.719
	Richardson, Shane	D3/ One Armed Bandits	21	12	0.636	61	Deemer, Randy	E1/ Hump Day!	32.0	45	0.711
62	Alcon, Tony	F6/ Sofa Kings	33	19	0.635	62	Gibbs, Keith	A6/ Consistently Inconsistent	25.5	36	0.708
63	Stuckey, Rob	E1/ Hump Day!	26	15	0.634	63	Bruemmer, Wes	C5/ Trippin Bulls	24.0	34	0.706
	Kotecki, Phil	F2/ Ton 80 Proof	26	15	0.634	64	Merkle, Patrick	B4/ Blindsided	37.0	53	0.698
65	White, Jim	D3/ One Armed Bandits	24	14	0.632	65	Shorrock, Will	C6/ Rif Raf	23.0	33	0.697

Spring 2023 RDL Singles, Doubles Win Percentages (by team) (FINAL!)

(All statistics are included, as there were no missing scoresheets this season)

Singles Win Percentages

		<u>W</u>	<u>L</u>	<u>%-age</u>
1	A1/ The Global Element	104	40	0.722
2	A2/ The Bullies	100	44	0.694
3	E2/ Bad Mutha Duckas	99	45	0.688
4	D1/ Off Constantly-Reboot	90	54	0.625
5	F2/ Ton 80 Proof	102	66	0.607
6	A3/ Liver Alliance	86	58	0.597
7	G3/ Rippin Darts	85	59	0.590
8	F7/ Village Idiots	97	71	0.577
9	B1/ Put It on Matt's Tab	96	72	0.571
10	E1/ Hump Day!	82	62	0.569
11	E6/ Death Throw	81	63	0.563
12	F6/ Sofa Kings	93	75	0.554
13	C1/ Double In Stumble Out	79	65	0.549
14	B7/ Dart Attack	92	76	0.548
15	G1/ Runs with Corks	78	66	0.542
16	B5/ Double In, Uber Out	89	78	0.533
17	G2/ Nein Mark	70	62	0.530
18	C3/ Show Me Your Tips	76	68	0.528
19	B3/ Why So Serious?	82	74	0.526
20	C5/ Trippin Bulls	75	69	0.521
21	C4/ Nine Lives	74	70	0.514
	D3/ One Armed Bandits	74	70	0.514
23	B4/ Blindsided	86	82	0.512
24	E4/ Sharky's Machine	73	71	0.507
25	B6/ Dysfunctional Outlaws	79	77	0.506
26	D5/ Cheap Shots	72	72	0.500
27	C7/ Darty Sanchez	71	73	0.493
28	G4/ Punk in Drublic	65	67	0.492
29	D4/ BullsHit	70	74	0.486
	D7/ Menace 2 Sobriety	70	74	0.486
31	F5/ The Neighborhood Dart Knight	81	87	0.482
32	A4/ Lunatic Fringe	68	76	0.472
	G5/ Ones are Closed	68	76	0.472
34	F3/ Dart Side of the Moon	79	89	0.470
	F4/ Bangin The Wire	79	89	0.470
36	D2/ DD-214	67	77	0.465
37	B8/ Iceman's Ear Defenders	78	90	0.464
38	C6/ Rif Raf	66	78	0.458
39	G6/ We're Sexy & We Throw It	64	80	0.444
40	C2/ Shooter McGavin	63	81	0.438
41	G7/ The Rock Bottoms	57	75	0.432
42	F1/ Shark Shooters	72	96	0.429
43	D6/ Red-eye Rangers	61	83	0.424
44	E3/ Irish Ton	59	83	0.415
45	F8/ Shoot-Da-Bull	69	99	0.411
46	E7/ Y.N.T.A.	59	85	0.410
47	A6/ Consistently Inconsistent	55	89	0.382
48	A7/ Darty Minds	53	91	0.368
49	E5/ That's What She Said	49	93	0.345
50	B2/ Boom Baby	57	110	0.341
51	A5/ Armed & Hammered	38	106	0.264

Doubles Win Percentages

		<u>W</u>	<u>L</u>	<u>%-age</u>
1	A1/ The Global Element	57	15	0.792
2	A2/ The Bullies	53	19	0.736
3	B3/ Why So Serious?	54	24	0.692
4	G3/ Rippin Darts	49	23	0.681
5	C3/ Show Me Your Tips	45	27	0.625
6	F2/ Ton 80 Proof	52	32	0.619
	F7/ Village Idiots	52	32	0.619
8	E1/ Hump Day!	44	28	0.611
9	D1/ Off Constantly-Reboot	42	30	0.583
	D7/ Menace 2 Sobriety	42	30	0.583
	E4/ Sharky's Machine	42	30	0.583
12	C7/ Darty Sanchez	40	32	0.556
	D3/ One Armed Bandits	40	32	0.556
	E2/ Bad Mutha Duckas	40	32	0.556
	E7/ Y.N.T.A.	40	32	0.556
	G1/ Runs with Corks	40	32	0.556
17	F3/ Dart Side of the Moon	46	38	0.548
18	A4/ Lunatic Fringe	39	33	0.542
	C5/ Trippin Bulls	39	33	0.542
20	B4/ Blindsided	45	39	0.536
	F4/ Bangin The Wire	45	39	0.536
22	C4/ Nine Lives	38	34	0.528
23	A3/ Liver Alliance	37	35	0.514
24	B1/ Put It on Matt's Tab	43	41	0.512
25	B8/ Iceman's Ear Defenders	42	42	0.500
26	B5/ Double In, Uber Out	41	43	0.488
27	D5/ Cheap Shots	35	37	0.486
28	G2/ Nein Mark	32	34	0.485
29	C1/ Double In Stumble Out	34	38	0.472
30	F5/ The Neighborhood Dart Knight	39	45	0.464
31	D6/ Red-eye Rangers	33	39	0.458
	E3/ Irish Ton	33	39	0.458
33	G4/ Punk in Drublic	30	36	0.455
34	B7/ Dart Attack	38	46	0.452
35	G5/ Ones are Closed	32	40	0.444
	G6/ We're Sexy & We Throw It	32	40	0.444
37	G7/ The Rock Bottoms	29	37	0.439
38	F6/ Sofa Kings	36	48	0.429
39	B6/ Dysfunctional Outlaws	33	45	0.423
40	C6/ Rif Raf	30	42	0.417
	D2/ DD-214	30	42	0.417
	D4/ BullsHit	30	42	0.417
	E6/ Death Throw	30	42	0.417
44	B2/ Boom Baby	34	50	0.405
	F1/ Shark Shooters	34	50	0.405
46	F8/ Shoot-Da-Bull	32	52	0.381
47	C2/ Shooter McGavin	26	46	0.361
48	A6/ Consistently Inconsistent	23	49	0.319
	A7/ Darty Minds	23	49	0.319
	E5/ That's What She Said	23	49	0.319
51	A5/ Armed & Hammered	20	52	0.278

Spring 2023 RDL Singles+Doubles Win %-ages, All-Star Point Aves. (by team) (FINAL!)

(All statistics are included, as there were no missing scoresheets this season)

<u>Singles+Doubles Win Percentages</u>					<u>All-Star Point Averages</u>				
		<u>W</u>	<u>L</u>	<u>%-age</u>			<u>ASP</u>	<u>TGP</u>	<u>Ave.</u>
1	A1/ The Global Element	218	70	0.757	1	A1/ The Global Element	460.5	288	1.599
2	A2/ The Bullies	206	82	0.715	2	A2/ The Bullies	399.0	288	1.385
3	G3/ Rippin Darts	183	105	0.635	3	A3/ Liver Alliance	332.0	288	1.153
4	E2/ Bad Mutha Duckas	179	109	0.622	4	A4/ Lunatic Fringe	291.0	288	1.010
5	F2/ Ton 80 Proof	206	130	0.613	5	A6/ Consistently Inconsistent	246.0	288	0.854
6	B3/ Why So Serious?	190	122	0.609	6	A7/ Darty Minds	216.5	288	0.752
7	D1/ Off Constantly-Reboot	174	114	0.604	7	C3/ Show Me Your Tips	192.5	288	0.668
8	F7/ Village Idiots	201	135	0.598	8	B3/ Why So Serious?	202.0	312	0.647
9	E1/ Hump Day!	170	118	0.590	9	B8/ Iceman's Ear Defenders	215.5	336	0.641
10	C3/ Show Me Your Tips	166	122	0.576	10	B7/ Dart Attack	207.0	336	0.616
11	A3/ Liver Alliance	160	128	0.556	11	A5/ Armed & Hammered	177.0	288	0.615
12	G1/ Runs with Corks	158	130	0.549	12	B1/ Put It on Matt's Tab	205.5	336	0.612
13	E4/ Sharky's Machine	157	131	0.545	13	B6/ Dysfunctional Outlaws	186.0	312	0.596
14	B1/ Put It on Matt's Tab	182	154	0.542	14	B4/ Blindsided	193.0	336	0.574
15	D3/ One Armed Bandits	154	134	0.535	15	C7/ Darty Sanchez	162.5	288	0.564
	D7/ Menace 2 Sobriety	154	134	0.535	16	C1/ Double In Stumble Out	155.0	288	0.538
17	C5/ Trippin Bulls	153	135	0.531	17	B2/ Boom Baby	177.0	335	0.528
18	C7/ Darty Sanchez	151	137	0.524	18	E2/ Bad Mutha Duckas	151.0	288	0.524
19	B4/ Blindsided	176	160	0.524	19	B5/ Double In, Uber Out	173.5	335	0.518
20	C4/ Nine Lives	150	138	0.521	20	C5/ Trippin Bulls	147.5	288	0.512
21	B5/ Double In, Uber Out	171	164	0.510	21	C4/ Nine Lives	146.5	288	0.509
22	C1/ Double In Stumble Out	147	141	0.510	22	C6/ Rif Raf	146.0	288	0.507
23	F3/ Dart Side of the Moon	171	165	0.509	23	D1/ Off Constantly-Reboot	142.5	288	0.495
24	G2/ Nein Mark	134	130	0.508	24	F2/ Ton 80 Proof	166.0	336	0.494
25	A4/ Lunatic Fringe	146	142	0.507	25	D4/ BullsHit	140.5	288	0.488
26	F4/ Bangin The Wire	169	167	0.503	26	D3/ One Armed Bandits	123.0	288	0.427
27	B7/ Dart Attack	168	168	0.500	27	D6/ Red-eye Rangers	121.5	288	0.422
28	D5/ Cheap Shots	142	146	0.493	28	F7/ Village Idiots	138.5	336	0.412
29	F6/ Sofa Kings	165	171	0.491	29	D2/ DD-214	118.0	288	0.410
30	E6/ Death Throw	141	147	0.490	30	F4/ Bangin The Wire	137.0	336	0.408
31	E7/ Y.N.T.A.	139	149	0.483	31	C2/ Shooter McGavin	116.5	288	0.405
32	B8/ Iceman's Ear Defenders	162	174	0.482		D7/ Menace 2 Sobriety	116.5	288	0.405
33	G4/ Punk in Drublic	125	139	0.473	33	F8/ Shoot-Da-Bull	134.5	336	0.400
34	F5/ The Neighborhood Dart Knight	159	177	0.473	34	F5/ The Neighborhood Dart Knight	131.0	336	0.390
35	B6/ Dysfunctional Outlaws	145	167	0.465	35	D5/ Cheap Shots	110.5	288	0.384
36	G5/ Ones are Closed	132	156	0.458	36	G3/ Rippin Darts	108.5	288	0.377
37	D4/ BullsHit	130	158	0.451	37	E4/ Sharky's Machine	108.0	288	0.375
38	G6/ We're Sexy & We Throw It	128	160	0.444	38	F3/ Dart Side of the Moon	124.5	336	0.371
39	D2/ DD-214	127	161	0.441	39	G4/ Punk in Drublic	92.0	264	0.348
	D6/ Red-eye Rangers	127	161	0.441	40	G2/ Nein Mark	91.5	264	0.347
41	C6/ Rif Raf	126	162	0.438	41	E1/ Hump Day!	95.5	288	0.332
42	E3/ Irish Ton	125	161	0.437	42	E6/ Death Throw	94.5	288	0.328
43	G7/ The Rock Bottoms	115	149	0.436	43	G1/ Runs with Corks	93.0	288	0.323
44	F1/ Shark Shooters	140	196	0.417	44	F6/ Sofa Kings	106.5	336	0.317
45	C2/ Shooter McGavin	115	173	0.399	45	E7/ Y.N.T.A.	81.0	288	0.281
46	F8/ Shoot-Da-Bull	133	203	0.396	46	G5/ Ones are Closed	79.0	288	0.274
47	B2/ Boom Baby	125	210	0.373	47	F1/ Shark Shooters	84.5	336	0.251
48	A6/ Consistently Inconsistent	101	187	0.351	48	G7/ The Rock Bottoms	65.0	264	0.246
49	A7/ Darty Minds	99	189	0.344	49	E3/ Irish Ton	64.0	286	0.224
50	E5/ That's What She Said	95	191	0.332		E5/ That's What She Said	64.0	286	0.224
51	A5/ Armed & Hammered	78	210	0.271	51	G6/ We're Sexy & We Throw It	53.5	288	0.186

	Singles 501		Singles Cricket		Singles Record		Singles Win %-age		Doubles Cricket		Doubles 501		Doubles Record		Doubles Win %-age		Sngls + Dbls Record		Sngls + Dbls Win %-age		Tiebreaker Ws Tiebreaker Ls		All-Star Points		Games Played		All-Star Point Average		Matches Played	
A1/ The Global Element	51	21	53	19	104	40	0.722	29	7	28	8	57	15	0.792	218	70	0.757	7	0	460.5	288	1.599								
A 10 Kilts, Jason	0	0	0	0	0	0	---	0	0	2	2	2	2	0.500	2	2	0.500	0	0	0.0	4	0.000							4	
A 11 Brown, Tom	4	3	4	2	8	5	0.615	5	1	5	2	10	3	0.769	18	8	0.692	1	0	21.0	26	0.808							8	
A 12 Massengill, Chad	8	3	10	1	18	4	0.818	7	3	9	2	16	5	0.762	34	9	0.791	1	0	86.5	43	2.012							11	
A 13 Minty, Ross	2	2	5	1	7	3	0.700	5	1	5	1	10	2	0.833	17	5	0.773	1	0	25.5	22	1.159							6	
A 14 Persson, Kenny	6	3	4	5	10	8	0.556	8	1	4	2	12	3	0.800	22	11	0.667	0	0	32.5	33	0.985							10	
A 15 Phillips, Robbie	10	2	11	1	21	3	0.875	11	1	8	2	19	3	0.864	40	6	0.870	1	0	121.0	46	2.630							12	
A 16 Phillips, Stevie	11	1	12	0	23	1	0.958	10	2	10	2	20	4	0.833	43	5	0.896	1	0	103.0	48	2.146							12	
A 17 Smith, Allen	3	6	3	3	6	9	0.400	6	3	5	1	11	4	0.733	17	13	0.567	1	0	30.0	30	1.000							10	
A 18 Tan, Wil	6	0	4	5	10	5	0.667	5	2	7	1	12	3	0.800	22	8	0.733	1	0	36.5	30	1.217							10	
A 19 Beeson, Robb	1	1	0	1	1	2	0.333	1	0	1	1	2	1	0.667	3	3	0.500	0	0	4.5	6	0.750							2	
A2/ The Bullies	49	23	51	21	100	44	0.694	28	8	25	11	53	19	0.736	206	82	0.715	0	7	399.0	288	1.385								
A 20 Cusher, Dean	0	2	1	3	1	5	0.167	2	0	3	0	5	0	1.000	6	5	0.545	0	0	6.0	11	0.545							6	
A 21 Elder, Craig	4	4	4	3	8	7	0.533	7	1	5	0	12	1	0.923	20	8	0.714	0	1	24.0	28	0.857							8	
A 22 Foushee, Kevin	8	2	9	2	17	4	0.810	9	1	7	3	16	4	0.800	33	8	0.805	0	0	58.0	41	1.415							12	
A 23 Gibson, Pat	8	1	7	2	15	3	0.833	6	3	7	0	13	3	0.813	28	6	0.824	0	1	67.5	34	1.985							9	
A 24 Johnson, Michael	3	6	8	3	11	9	0.550	9	3	9	3	18	6	0.750	29	15	0.659	0	1	50.5	44	1.148							12	
A 25 Stewart, Pete	4	2	0	2	4	4	0.500	2	1	4	2	6	3	0.667	10	7	0.588	0	0	4.0	17	0.235							7	
A 26 Stewart, P.J.	8	2	9	1	17	3	0.850	9	1	6	4	15	5	0.750	32	8	0.800	0	1	71.0	40	1.775							10	
A 27 Naylor, Dan	4	0	4	0	8	0	1.000	3	1	2	2	5	3	0.625	13	3	0.813	0	1	37.0	16	2.313							4	
A 28 Brown, Matt	5	3	4	4	9	7	0.563	5	3	3	6	8	9	0.471	17	16	0.515	0	1	33.0	33	1.000							10	
A 29 Spellman, Alex	5	1	5	1	10	2	0.833	4	2	4	2	8	4	0.667	18	6	0.750	0	1	48.0	24	2.000							6	
A3/ Liver Alliance	38	34	48	24	86	58	0.597	21	15	16	20	37	35	0.514	160	128	0.556	15	0	332.0	288	1.153								
A 30 Parker, Charles	0	1	0	0	0	1	0.000	0	0	2	3	2	3	0.400	2	4	0.333	0	0	1.5	6	0.250							5	
A 31 Keller, Tony	4	5	2	1	6	6	0.500	2	2	1	3	3	5	0.375	9	11	0.450	1	0	10.0	20	0.500							10	
A 32 Jones, Grey	1	4	8	4	9	8	0.529	8	2	4	5	12	7	0.632	21	15	0.583	2	0	38.0	36	1.056							12	
A 33 Gauthier, Kyle	5	5	10	2	15	7	0.682	9	3	5	6	14	9	0.609	29	16	0.644	2	0	85.5	45	1.900							12	
A 34 Seward, Mike	10	2	9	3	19	5	0.792	7	5	5	4	12	9	0.571	31	14	0.689	2	0	60.5	45	1.344							12	
A 35 Fischlein, Kris	2	2	4	5	6	7	0.462	3	4	4	7	7	11	0.389	13	18	0.419	2	0	18.0	31	0.581							12	
A 36 Lange, Cody	5	5	5	5	10	10	0.500	3	4	3	5	6	9	0.400	16	19	0.457	2	0	28.0	35	0.800							12	
A 37 Vaughan, Aaron	7	4	8	3	15	7	0.682	7	4	5	4	12	8	0.600	27	15	0.643	2	0	65.5	42	1.560							11	
A 38 Dillon, Matt	4	6	2	1	6	7	0.462	3	6	3	3	6	9	0.400	12	16	0.429	2	0	25.0	28	0.893							12	
A4/ Lunatic Fringe	33	39	35	37	68	76	0.472	20	16	19	17	39	33	0.542	146	142	0.507	0	14	291.0	288	1.010								
A 40 Eason, Joel	1	6	2	6	3	12	0.200	4	5	5	2	9	7	0.563	12	19	0.387	0	2	33.5	31	1.081							9	
A 41 Badger, Steve	3	4	2	2	5	6	0.455	2	2	2	3	4	5	0.444	9	11	0.450	0	2	13.0	20	0.650							8	
A 42 Bakowski, Adam	1	1	7	4	8	5	0.615	7	4	6	4	13	8	0.619	21	13	0.618	0	2	32.5	34	0.956							11	
A 43 Bunn, Tim	2	2	2	3	4	5	0.444	0	1	1	2	1	3	0.250	5	8	0.385	0	1	7.5	13	0.577							5	
A 44 Gelberg, Dave	6	3	5	2	11	5	0.688	6	3	6	3	12	6	0.667	23	11	0.676	0	2	39.0	34	1.148							9	
A 45 Klann, Eric	3	9	4	4	7	13	0.350	7	4	7	4	14	8	0.636	21	21	0.500	0	2	39.0	42	0.929							12	
A 46 Mitchell, Sid	5	7	7	4	12	11	0.522	7	3	6	4	13	7	0.650	25	18	0.581	0	1	54.5	43	1.267							12	
A 47 Mozzetti, Tim "Tex"	7	2	4	7	11	9	0.550	5	6	4	6	9	12	0.429	20	21	0.488	0	2	37.5	41	0.915							11	
A 48 Peele, Dan	0	1	0	0	0	1	0.000	0	0	0	0	0	0	---	0	1	0.000	0	0	1.5	1	1.500							1	
A 49 Zawrotniak, Joe	5	4	2	5	7	9	0.438	2	4	1	6	3	10	0.231	10	19	0.345	0	0	33.0	29	1.138							9	
A5/ Armed & Hammered	25	47	13	59	38	106	0.264	10	26	10	26	20	52	0.278	78	210	0.271	0	0	177.0	288	0.615								
A 50 O'Toole, Mike	5	5	0	12	5	17	0.227	2	8	5	6	7	14	0.333	12	31	0.279	0	0	27.0	43	0.628							12	
A 51 Butterworth, Dan	5	8	2	8	7	16	0.304	2	9	3	9	5	18	0.217	12	34	0.261	0	0	16.0	46	0.348							11	
A 52 Fredrick, Karl	3	8	2	5	5	13	0.278	0	10	2	9	2	19	0.095	7	32	0.179	0	0	18.0	39	0.462							11	
A 53 Arnold, Jimmy	2	10	1	10	3	20	0.130	3	7	3	8	6	15	0.286	9	35	0.205	0	0	27.0	44	0.614							11	
A 54 Butterworth, Jim	7	3	4	8	11	11	0.500	7	5	3	8	10	13	0.435	21	24	0.467	0	0	41.0	45	0.911							12	
A 55 Lindsey, Roy	2	6	3	6	5	12	0.294	5	4	3	6	8	10	0.444	13	22	0.371	0	0											

	Singles 301	Singles Cricket	Singles Record	Singles Win %-age	Doubles Cricket	Doubles 501	Doubles Record	Doubles Win %-age	Sngls + Dbls Record	Sngls + Dbls Win %-age	Tiebreaker Ws	Tiebreaker Ls	All-Star Points	Games Played	All-Star Point Average	Matches Played
B1/ Put It on Matt's Tab	48 36	48 36	96 72	0.571	26 16	17 25	43 41	0.512	182 154	0.542	0 8	205.5	336	0.612		
B 10 Tompkins, Charles	5 9	3 2	8 11	0.421	7 5	4 4	11 9	0.550	19 20	0.487	0 1	15.5	39	0.397	14	
B 11 Wilson, Matt	6 3	7 7	13 10	0.565	6 6	8 6	14 12	0.538	27 22	0.551	0 1	33.0	49	0.673	14	
B 12 Kerr, Jim	1 5	8 6	9 11	0.450	10 3	5 7	15 10	0.600	24 21	0.533	0 1	26.0	45	0.578	14	
B 13 Wilson, Samantha	7 7	7 5	14 12	0.538	5 3	4 8	9 11	0.450	23 23	0.500	0 1	26.0	46	0.565	14	
B 14 Borgna, Andrew	11 1	9 3	20 4	0.833	9 3	4 7	13 10	0.565	33 14	0.702	0 1	29.5	47	0.628	12	
B 15 Suan, John	9 3	5 8	14 11	0.560	7 7	4 10	11 17	0.393	25 28	0.472	0 1	33.0	53	0.623	14	
B 16 Al-Hoory, Ahmed	8 6	9 5	17 11	0.607	5 5	5 6	10 11	0.476	27 22	0.551	0 1	40.5	49	0.827	14	
B 17 Fey, Jen	1 2	0 0	1 2	0.333	3 0	0 2	3 2	0.600	4 4	0.500	0 1	2.0	8	0.250	3	
B2/ Boom Baby	32 52	25 58	57 110	0.341	15 27	19 23	34 50	0.405	125 210	0.373	0 4	177.0	335	0.528		
B 20 Zelinack, Jason	3 6	1 6	4 12	0.250	1 9	6 5	7 14	0.333	11 26	0.297	0 1	8.0	37	0.216	11	
B 21 White, Vic	11 2	10 2	21 4	0.840	8 4	6 6	14 10	0.583	35 14	0.714	0 1	51.0	49	1.041	12	
B 22 Turner, Michael	3 4	1 7	4 11	0.267	2 6	2 4	4 10	0.286	8 21	0.276	0 0	9.5	29	0.328	7	
B 23 Crowe, Jason	2 7	0 11	2 18	0.100	4 5	7 4	11 9	0.550	13 27	0.325	0 0	15.0	40	0.375	10	
B 24 Peele, Jim	4 9	2 11	6 20	0.231	2 11	4 8	6 19	0.240	12 39	0.235	0 1	23.5	51	0.461	12	
B 25 Althoff, Paddy	5 9	8 6	13 15	0.464	6 9	8 7	14 16	0.467	27 31	0.466	0 1	36.5	58	0.629	14	
B 26 Thomlinson, Matt	2 8	2 8	4 16	0.200	2 6	2 7	4 13	0.235	8 29	0.216	0 0	15.0	37	0.405	11	
B 27 Kenney, Mike	2 7	1 7	3 14	0.176	5 4	3 5	8 9	0.471	11 23	0.324	0 0	18.5	34	0.544	9	
B3/ Why So Serious?	35 43	47 31	82 74	0.526	28 11	26 13	54 24	0.692	190 122	0.609	6 7	202.0	312	0.647		
B 30 Cannizzaro, Anthony	5 2	3 5	8 7	0.533	9 1	6 3	15 4	0.789	23 11	0.676	1 1	20.5	34	0.603	11	
B 31 Cole, Mike	7 5	11 2	18 7	0.720	11 2	7 6	18 8	0.692	36 15	0.706	1 1	46.0	51	0.902	13	
B 32 Bracco, Michael	7 6	11 2	18 8	0.692	9 4	10 3	19 7	0.731	37 15	0.712	1 1	39.5	52	0.760	13	
B 33 Rice, Teddy	2 10	8 4	10 14	0.417	11 1	7 5	18 6	0.750	28 20	0.583	0 1	26.0	48	0.542	12	
B 34 Rice, Derek	6 6	6 6	12 12	0.500	5 4	4 3	9 7	0.563	21 19	0.525	1 1	27.5	40	0.688	12	
B 35 Havens, Lincoln	4 9	5 4	9 13	0.409	6 5	9 3	15 8	0.652	24 21	0.533	1 1	17.0	45	0.378	13	
B 36 Cannizzaro, Tyler	4 5	3 8	7 13	0.350	5 5	9 3	14 8	0.636	21 21	0.500	1 1	25.5	42	0.607	12	
B4/ Blindsided	39 45	47 37	86 82	0.512	21 21	24 18	45 39	0.536	176 160	0.524	6 0	193.0	336	0.574		
B 40 Ridgway, Matt	6 9	12 3	18 12	0.600	8 6	12 3	20 9	0.690	38 21	0.644	1 0	57.0	59	0.966	14	
B 41 Merkle, Patrick	5 8	10 3	15 11	0.577	7 7	6 7	13 14	0.481	28 25	0.528	1 0	37.0	53	0.698	13	
B 42 Wilcox, Randy	2 5	2 3	4 8	0.333	3 2	1 3	4 5	0.444	8 13	0.381	1 0	11.5	21	0.548	6	
B 43 Watson, Jeff, Jr.	10 4	9 5	19 9	0.679	7 7	10 6	17 13	0.567	36 22	0.621	1 0	33.5	58	0.578	14	
B 44 Crites, Randy	0 0	0 0	0 0	---	0 0	0 0	0 0	---	0 0	---	0 0	0.0	0	---	0	
B 45 Larson, Ray	6 4	1 13	7 17	0.292	4 7	5 7	9 14	0.391	16 31	0.340	1 0	12.0	47	0.255	13	
B 46 Blackwelder, Deb	2 8	2 7	4 15	0.211	5 6	5 5	10 11	0.476	14 26	0.350	0 0	8.0	40	0.200	11	
B 47 Hoyt, David	8 7	11 3	19 10	0.655	8 7	9 5	17 12	0.586	36 22	0.621	1 0	34.0	58	0.586	14	
B5/ Double In, Uber Out	47 37	42 41	89 78	0.533	20 22	21 21	41 43	0.488	171 164	0.510	6 0	173.5	335	0.518		
B 50 Snyder, Mike	5 6	7 2	12 8	0.600	5 7	6 4	11 11	0.500	23 19	0.548	1 0	19.0	42	0.452	13	
B 51 Litzinger, Mike	5 5	1 5	6 10	0.375	0 3	3 9	3 12	0.200	9 22	0.290	1 0	11.0	31	0.355	13	
B 52 McCartney, Joe	5 4	7 3	12 7	0.632	4 7	6 6	10 13	0.435	22 20	0.524	1 0	19.5	42	0.464	13	
B 53 Gallagher, Jim	10 3	8 5	18 8	0.692	5 5	3 3	8 8	0.500	26 16	0.619	0 0	33.0	42	0.786	13	
B 54 Iager, John	4 3	3 6	7 9	0.438	8 2	3 4	11 6	0.647	18 15	0.545	1 0	14.0	33	0.424	11	
B 55 Shengulette, Jerry	0 6	5 3	5 9	0.357	2 6	5 3	7 9	0.438	12 18	0.400	0 0	12.0	30	0.400	11	
B 56 Veith, Matt	5 1	4 3	9 4	0.692	1 4	4 2	5 6	0.455	14 10	0.583	0 0	18.0	24	0.750	8	
B 57 Sheer, Andy	4 4	5 6	9 10	0.474	9 3	6 6	15 9	0.625	24 19	0.558	1 0	26.5	43	0.616	13	
B 58 Townsley, Sean	3 2	0 6	3 8	0.273	2 4	3 2	5 6	0.455	8 14	0.364	1 0	5.5	22	0.250	10	
B 59 Jackson, Barry	6 3	2 2	8 5	0.615	4 3	3 3	7 6	0.538	15 11	0.577	0 0	15.0	26	0.577	9	
B6/ Dysfunctional Outlaws	42 36	37 41	79 77	0.506	14 25	19 20	33 45	0.423	145 167	0.465	0 14	186.0	312	0.596		
B 60 Steppe, Mike	8 5	7 6	15 11	0.577	5 6	8 5	13 11	0.542	28 22	0.560	0 2	28.0	50	0.560	13	
B 61 Clark, Dan	7 5	3 9	10 14	0.417	4 7	4 6	8 13	0.381	18 27	0.400	0 2	25.5	45	0.567	12	
B 62 Tant, J.J.	9 4	10 3	19 7	0.731	7 6	9 4	16 10	0.615	35 17	0.673	0 2	44.0	52	0.846	13	
B 63 Smith, Brian	5 8	5 8	10 16	0.385	4 10	4 7	8 17	0.320	18 33	0.353	0 2	22.5	51	0.441	13	
B 64 Peterson, Chris	6 7	1 11	7 18	0.280	1 10	4 6	5 16	0.238	12 34	0.261	0 2	12.0	46	0.261	13	
B 65 Talley, Gray	0 2	0 3	0 5	0.000	1 5	2 7	3 12	0.200	3 17	0.150	0 2	6.0	20	0.300	9	
B 66 Murray, Shane	7 5	11 1	18 6	0.750	6 6	7 5	13 11	0.542	31 17	0.646	0 2	48.0	48	1.000	12	
B7/ Dart Attack	49 35	43 41	92 76	0.548	17 25	21 21	38 46	0.452	168 168	0.500	7 0	207.0	336	0.616		
B 70 Stoy, Jamie	6 3	2 8	8 11	0.421	5 9	4 7	9 16	0.360	17 27	0.386	1 0	21.0	44	0.477	14	
B 71 Stoy, Kara	0 0	0 0	0 0	---	0 0	0 0	0 0	---	0 0	---	0 0	0.0	0	---	0	
B 72 Stoy, Carson	8 3	8 3	16 6	0.727	4 7	7 4	11 11	0.500	27 17	0.614	1 0	24.5	44	0.557	11	
B 73 Milligan, Steve	1 5	4 4	5 9	0.357	2 4	4 2	6 6	0.500	11 15	0.423	1 0	10.0	26	0.385	8	
B 74 Chalmers, Alan	10 4	8 6	18 10	0.643	5 8	6 7	11 15	0.423	29 25	0.537	1 0	43.5	54	0.806	14	
B 75 Wooten, Michael	3 9	1 8	4 17	0.190	3 4	5 7	8 11	0.421	12 28	0.300	1 0	13.5	40	0.338	14	
B 76 Jones, Mike	8 6	11 3	19 9	0.679	7 7	8 6	15 13	0.536	34 22	0.607	1 0	55.5	56	0.991	14	
B 77 Ferguson, Travis	0 2	0 3	0 5	0.000	1 2	0 1	1 3	0.250	1 8	0.111	0 0	1.5	9	0.167	3	
B 78 Bowman, Merrill	13 2	9 5	22 7	0.759	6 8	7 7	13 15	0.464	35 22	0.614	1 0	37.5	57	0.658	14	
B 79 Innerarity, Brian	0 1	0 1	0 2	0.000	1 1	1 1	2 2	0.500	2 4	0.333	0 0	0.0	6	0.000	3	
B8/ Iceman's Ear Defenders	38 46	40 44	78 90	0.464	24 18	18										


	Singles 301		Singles Cricket		Singles Record		Singles Win %-age		Doubles Cricket		Doubles 501		Doubles Record		Doubles Win %-age		Sngls + Dbls Record		Sngls + Dbls Win %-age		Tiebreaker Ws Tiebreaker Ls		All-Star Points		Games Played		All-Star Point Average		Matches Played	
C1/ Double In Stumble Out	38	34	41	31	79	65	0.549		14	22	20	16	34	38	0.472		147	141	0.510		6	0	155.0	288		0.538				
C 10 Beaudoin, Paul	3	2	2	6	5	8	0.385		7	2	5	2	12	4	0.750		17	12	0.586		0	0	14.5	29		0.500			9	
C 11 McQueen, Jamie	5	3	7	3	12	6	0.667		3	8	6	3	9	11	0.450		21	17	0.553		0	0	25.0	38		0.658			11	
C 12 Ridenour, Ron	5	4	2	3	7	7	0.500		2	5	3	4	5	9	0.357		12	16	0.429		1	0	12.5	28		0.446			11	
C 13 Davis, Jimmy	3	5	8	1	11	6	0.647		1	6	7	1	8	7	0.533		19	13	0.594		1	0	26.0	32		0.813			9	
C 14 Benson, Brian	6	4	2	6	8	10	0.444		3	6	5	6	8	12	0.400		16	22	0.421		1	0	13.5	38		0.355			12	
C 15 Holland, Steve	4	3	7	2	11	5	0.688		3	5	3	4	6	9	0.400		17	14	0.548		1	0	23.0	31		0.742			9	
C 16 Hall, Mike	4	2	5	1	9	3	0.750		3	3	2	2	5	5	0.500		14	8	0.636		0	0	15.5	22		0.705			6	
C 17 Crumpler, Greg	3	3	3	4	6	7	0.462		2	4	2	5	4	9	0.308		10	16	0.385		1	0	9.0	26		0.346			10	
C 18 Northrup, Lynzie	2	3	0	1	2	4	0.333		0	1	1	2	1	3	0.250		3	7	0.300		0	0	0.0	10		0.000			5	
C 19 Rodgers, Trey	3	5	5	4	8	9	0.471		4	4	6	3	10	7	0.588		18	16	0.529		1	0	16.0	34		0.471			9	
C2/ Shooter McGavin	37	35	26	46	63	81	0.438		12	24	14	22	26	46	0.361		115	173	0.399		6	7	116.5	288		0.405				
C 20 Knott, Ryan	4	6	1	5	5	11	0.313		3	9	7	3	10	12	0.455		15	23	0.395		1	1	11.5	38		0.303			12	
C 21 Knott, Ronnie	5	3	5	6	10	9	0.526		5	6	4	6	9	12	0.429		19	21	0.475		1	1	22.5	40		0.563			11	
C 22 Sautter, Scott	9	2	6	5	15	7	0.682		4	7	6	5	10	12	0.455		25	19	0.568		1	1	22.0	44		0.500			11	
C 23 Sautter, Don	4	7	1	9	5	16	0.238		2	9	1	6	3	15	0.167		8	31	0.205		1	1	17.5	39		0.449			11	
C 24 Schon, Chris	4	8	1	11	5	19	0.208		0	5	1	11	1	16	0.059		6	35	0.146		1	1	7.5	41		0.183			12	
C 25 Toolan, Chris	5	4	6	4	11	8	0.579		5	5	4	6	9	11	0.450		20	19	0.513		0	1	26.5	39		0.679			10	
C 26 Stewart, Kevin	6	5	6	6	12	11	0.522		5	7	5	7	10	14	0.417		22	25	0.468		1	1	9.0	47		0.191			12	
C3/ Show Me Your Tips	37	35	39	33	76	68	0.528		25	11	20	16	45	27	0.625		166	122	0.576		0	7	192.5	288		0.668				
C 30 Bialaszewski, Rich	7	3	3	5	10	8	0.556		6	5	4	3	10	8	0.556		20	16	0.556		0	1	27.0	36		0.750			12	
C 31 Powell, Lee	5	7	4	2	9	9	0.500		11	0	10	1	21	1	0.955		30	10	0.750		0	1	33.0	40		0.825			12	
C 32 Bushman, Brad	6	2	9	1	15	3	0.833		10	0	8	2	18	2	0.900		33	5	0.868		0	1	42.5	38		1.118			10	
C 33 Bumpass, Mike	4	6	6	5	10	11	0.476		5	6	4	5	9	11	0.450		19	22	0.463		0	1	23.5	41		0.573			11	
C 34 Raquet, Mike	6	4	4	6	10	10	0.500		3	2	2	4	5	6	0.455		15	16	0.484		0	0	18.0	31		0.581			11	
C 35 Denton, Fon	2	8	3	5	5	13	0.278		1	1	2	4	3	5	0.375		8	18	0.308		0	1	9.0	26		0.346			10	
C 36 Joyal, Paul	3	1	5	5	8	6	0.571		6	4	5	6	11	10	0.524		19	16	0.543		0	1	24.0	35		0.686			11	
C 37 Blake, Terry	4	4	5	4	9	8	0.529		8	4	5	7	13	11	0.542		22	19	0.537		0	1	15.5	41		0.378			12	
C 38 Gardner, Kenn	0	0	0	0	0	0	---		0	0	0	0	0	0	---		0	0	---		0	0	0.0	0		---			0	
C4/ Nine Lives	43	29	31	41	74	70	0.514		18	18	20	16	38	34	0.528		150	138	0.521		8	0	146.5	288		0.509				
C 40 Romanchek, David	3	2	4	5	7	7	0.500		6	3	2	7	8	10	0.444		15	17	0.469		1	0	21.5	32		0.672			10	
C 41 Copple, Matthew	9	3	10	1	19	4	0.826		6	6	7	4	13	10	0.565		32	14	0.696		1	0	26.0	46		0.565			12	
C 42 Smith, Butch	4	5	0	5	4	10	0.286		2	5	5	1	7	6	0.538		11	16	0.407		1	0	9.5	27		0.352			8	
C 43 Mays, John	8	4	3	6	11	10	0.524		5	4	5	6	10	10	0.500		21	20	0.512		1	0	24.5	41		0.598			12	
C 44 Keever, David	0	2	0	5	0	7	0.000		1	1	0	3	1	4	0.200		1	11	0.083		0	0	3.0	12		0.250			6	
C 45 Gibson, Jack	2	3	2	5	4	8	0.333		2	1	3	2	5	3	0.625		9	11	0.450		1	0	13.0	20		0.650			7	
C 46 Porcelli, Robb	7	5	6	6	13	11	0.542		9	3	7	4	16	7	0.696		29	18	0.617		1	0	24.0	47		0.511			12	
C 47 Smith, Tyler	4	2	2	3	6	5	0.545		2	7	4	4	6	11	0.353		12	16	0.429		1	0	10.5	28		0.375			10	
C 48 Fitzgerald, Dennis	6	3	4	5	10	8	0.556		3	6	7	1	10	7	0.588		20	15	0.571		1	0	14.5	35		0.414			10	
C5/ Trippin Bulls	33	39	42	30	75	69	0.521		22	14	17	19	39	33	0.542		153	135	0.531		0	0	147.5	288		0.512				
C 50 Hoover, Kim	0	4	1	2	1	6	0.143		3	2	1	6	4	8	0.333		5	14	0.263		0	0	2.5	19		0.132			9	
C 51 Ellis, E.J.	1	10	5	5	6	15	0.286		3	5	4	4	7	9	0.438		13	24	0.351		0	0	16.5	37		0.446			12	
C 52 Ginger, Chuck	5	6	8	3	13	9	0.591		5	5	7	3	12	8	0.600		25	17	0.595		0	0	22.5	42		0.536			11	
C 53 Bruemmer, Wes	3	6	7	2	10	8	0.556		8	1	3	4	11	5	0.688		21	13	0.618		0	0	24.0	34		0.706			9	
C 54 Haire, Chris	7	2	3	6	10	8	0.556		6	4	5	3	11	7	0.611		21	15	0.583		0	0	14.5	36		0.403			11	
C 55 Velazquez, Jesse	9	3	8	3	17	6	0.739		9	3	4	8	13	11	0.542		30	17	0.638		0	0	38.0	47		0.809			12	
C 56 Rosenfeld, Leslie	3	7	2	7	5	14	0.263		3	4	4	6	7	10	0.412		12	24	0.333		0	0	13.0	36		0.361			11	
C 57 Morgan, Larry	5	1	8	2	13	3	0.813		7	4	6	4	13	8	0.619		26	11	0.703		0	0	16.5	37		0.446			11	
C6/ Rif Raf	29	43	37	35	66	78	0.458		13	23	17	19	30	42	0.417		126	162	0.438		7	15	146.0	288		0.507				
C 60 Diamond, Paddy	2	3	7	4	9	7	0.563		4	6	2	2	6	8	0.429		15	15	0.500		1	2	14.5	30		0.483			11	
C 61 St. Clair, Matt	1	4	0	5	1	9	0.100		1	6	1	1	2	7	0.222		3	16	0.158		1	0	1.5	19		0.079			9	
C 62 Gaertner, Brian	0	9	0	5	0	14	0.000		1	4	6	5	7	9	0.438		7	23	0.233		1	2	5.5	30		0.183			12	
C 63 Byrne, Matt	7	4	11	1	18	5	0.783		4	8	7	4	11	12	0.478		29	17	0.630		1</									

	Singles 301		Singles Cricket		Singles Record		Singles Win %-age		Doubles Cricket		Doubles 501		Doubles Record		Doubles Win %-age		Sngls + Dbls Record		Sngls + Dbls Win %-age		Tiebreaker Ws		Tiebreaker Ls		All-Star Points		Games Played		All-Star Point Average		Matches Played	
D1/ Off Constantly-Reboot	44	28	46	26	90	54	0.625		23	13	19	17	42	30	0.583		174	114	0.604		6	7	142.5		288		0.495					
D 10 Roberts, Mike	4	2	0	4	4	6	0.400		1	3	2	4	3	7	0.300		7	13	0.350		1	1	7.0		20		0.350		7			
D 11 Kubel, Nicole	4	6	5	7	9	13	0.409		6	5	7	5	13	10	0.565		22	23	0.489		1	1	17.5		45		0.389		12			
D 12 Olson, Kevin	8	4	10	2	18	6	0.750		9	3	4	8	13	11	0.542		31	17	0.646		1	1	39.0		48		0.813		12			
D 13 Blackwelder, Allyson	5	5	6	6	11	11	0.500		6	5	7	3	13	8	0.619		24	19	0.558		1	1	13.5		43		0.314		12			
D 14 Azevedo, Angelo	6	3	7	2	13	5	0.722		5	4	6	3	11	7	0.611		24	12	0.667		0	1	15.5		36		0.431		9			
D 15 Lueneburg, Randy	4	6	9	1	13	7	0.650		8	2	6	4	14	6	0.700		27	13	0.675		1	1	16.5		40		0.413		10			
D 16 Roberts, Mason	5	1	2	2	7	3	0.700		3	3	2	2	5	5	0.500		12	8	0.600		1	0	6.0		20		0.300		6			
D 17 Tuffillaro, Lou	8	1	7	2	15	3	0.833		8	1	4	5	12	6	0.667		27	9	0.750		0	1	27.5		36		0.764		9			
D2/ DD-214	33	39	34	38	67	77	0.465		16	20	14	22	30	42	0.417		127	161	0.441		0	0	118.0		288		0.410					
D 20 Beaird, Tommy	6	6	11	0	17	6	0.739		5	7	6	6	11	13	0.458		28	19	0.596		0	0	29.0		47		0.617		12			
D 21 Guenther, George	4	4	6	3	10	7	0.588		4	5	5	2	9	7	0.563		19	14	0.576		0	0	12.5		33		0.379		10			
D 22 Gabry, Greg	1	5	1	0	2	5	0.286		0	3	2	2	2	5	0.286		4	10	0.286		0	0	0.0		14		0.000		7			
D 23 Brody, Kevin	2	4	2	3	4	7	0.364		3	3	2	4	5	7	0.417		9	14	0.391		0	0	8.0		23		0.348		7			
D 24 Jones, Jeff	2	5	0	5	2	10	0.167		2	3	0	5	2	8	0.200		4	18	0.182		0	0	4.5		22		0.205		9			
D 25 Owen, Hal	5	4	1	5	6	9	0.400		3	4	4	5	7	9	0.438		13	18	0.419		0	0	5.0		31		0.161		10			
D 26 Thomas, Joe "Antique"	3	3	3	8	6	11	0.353		6	2	1	7	7	9	0.438		13	20	0.394		0	0	24.5		33		0.742		11			
D 27 Feldman, Jarrett "JD"	0	2	0	6	0	8	0.000		1	4	3	3	4	7	0.364		4	15	0.211		0	0	5.0		19		0.263		7			
D 28 Schwartz, Sebastian	4	3	4	4	8	7	0.533		3	4	3	5	6	9	0.400		14	16	0.467		0	0	17.0		30		0.567		8			
D 29 Teegarden, Travis	6	3	6	4	12	7	0.632		5	5	2	5	7	10	0.412		19	17	0.528		0	0	12.5		36		0.347		10			
D3/ One Armed Bandits	33	39	41	31	74	70	0.514		20	16	20	16	40	32	0.556		154	134	0.535		15	0	123.0		288		0.427					
D 30 Kiser, Lyman	0	2	0	2	0	4	0.000		1	2	4	3	5	5	0.500		5	9	0.357		0	0	2.5		14		0.179		7			
D 31 Rudy, Jeff	4	6	8	2	12	8	0.600		8	2	5	5	13	7	0.650		25	15	0.625		1	0	16.5		40		0.413		10			
D 32 White, Jim	5	5	6	4	11	9	0.550		7	3	6	2	13	5	0.722		24	14	0.632		2	0	11.5		38		0.303		10			
D 33 Hansen, Josh	2	3	1	8	3	11	0.214		1	3	5	2	6	5	0.545		9	16	0.360		2	0	11.0		25		0.440		9			
D 34 Murphy, Phil	2	7	3	2	5	9	0.357		6	3	3	5	9	8	0.529		14	17	0.452		2	0	6.0		31		0.194		9			
D 35 Trefzger, Ken	6	6	8	4	14	10	0.583		6	6	7	3	13	9	0.591		27	19	0.587		2	0	23.5		46		0.511		12			
D 36 Richardson, Shane	7	2	7	2	14	4	0.778		5	4	2	4	7	8	0.467		21	12	0.636		2	0	26.0		33		0.788		9			
D 37 Kinden, Pete	4	7	6	3	10	10	0.500		6	5	4	6	10	11	0.476		20	21	0.488		2	0	17.5		41		0.427		12			
D 38 Cashin, Jeff	3	1	2	4	5	5	0.500		0	4	4	2	4	6	0.400		9	11	0.450		2	0	8.5		20		0.425		6			
D4/ BullsHit	39	33	31	41	70	74	0.486		15	21	15	21	30	42	0.417		130	158	0.451		0	15	140.5		288		0.488					
D 40 Long, Gary	4	7	3	7	7	14	0.333		7	4	3	4	10	8	0.556		17	22	0.436		0	1	9.5		39		0.244		11			
D 41 Gardner, Mike	3	4	7	5	10	9	0.526		3	9	5	6	8	15	0.348		18	24	0.429		0	2	26.5		42		0.631		12			
D 42 Ellington, Dave	3	4	2	10	5	14	0.263		3	6	4	7	7	13	0.350		12	27	0.308		0	2	12.0		39		0.308		12			
D 43 Long, Robert	3	3	2	5	5	8	0.385		3	3	0	5	3	8	0.273		8	16	0.333		0	1	7.0		24		0.292		7			
D 44 Reece, Robert	7	4	0	1	7	5	0.583		0	3	5	4	5	7	0.417		12	12	0.500		0	2	6.0		24		0.250		11			
D 45 Schroll, Jake	1	0	0	1	1	1	0.500		1	0	1	0	2	0	1.000		3	1	0.750		0	1	1.0		4		0.250		1			
D 46 Jones, Dustin	9	3	8	4	17	7	0.708		7	5	6	6	13	11	0.542		30	18	0.625		0	2	39.5		48		0.823		12			
D 47 Morin, Deane "Dino"	3	5	4	4	7	9	0.438		3	6	4	4	7	10	0.412		14	19	0.424		0	2	18.0		33		0.545		10			
D 48 Williams, Denwood	6	3	5	4	11	7	0.611		3	6	2	6	5	12	0.294		16	19	0.457		0	2	21.0		35		0.600		11			
D5/ Cheap Shots	38	34	34	38	72	72	0.500		15	21	20	16	35	37	0.486		142	146	0.493		7	0	110.5		288		0.384					
D 50 Buckman, Dave	4	5	7	2	11	7	0.611		7	4	6	5	13	9	0.591		24	16	0.600		1	0	15.5		40		0.388		11			
D 51 Burney, Gary	6	6	7	4	13	10	0.565		4	8	6	7	10	15	0.400		23	25	0.479		1	0	16.5		48		0.344		12			
D 52 Hindle, Mikey	8	3	5	5	13	8	0.619		4	5	5	4	9	9	0.500		22	17	0.564		1	0	22.5		39		0.577		10			
D 53 Witz, Steve	6	4	7	2	13	6	0.684		3	6	4	3	7	9	0.438		20	15	0.571		1	0	12.0		35		0.343		10			
D 54 James, Bob	5	3	3	7	8	10	0.444		5	5	8	2	13	7	0.650		21	17	0.553		1	0	12.5		38		0.329		10			
D 55 McMillan, Bill	3	5	1	8	4	13	0.235		3	6	4	5	7	11	0.389		11	24	0.314		1	0	7.0		35		0.200		10			
D 56 Sellers, Mark	0	0	0	1	0	1	0.000		0	1	1	0	1	1	0.500		1	2	0.333		0	0	0.0		3		0.000		1			
D 57 Clark, Bryce	3	5	2	5	5	10	0.333		2	3	3	3	5	6	0.455		10	16	0.385		1	0	13.5		26		0.519		8			
D 58 Britt, Jacob	3	3	2	4	5	7	0.417		2	4	3	3	5	7	0.417		10	14	0.417		0	0	11.0		24		0.458		7			
D6/ Red-eye Rangers	32	40	29	43	61	83	0.424		16	20	17	19	33	39	0.458		127	161	0.441		0	8	121.5		288		0.422					
D 60 Kunesh, Joe	2	7	3	4	5	11	0.313		4	4	3	6	7	10	0.412		12	21	0.364		0	1	11.0		33		0.333		12			
D 61 Rouse, Chuck	0	5	0	5	0	10	0.000		1	5	2	4	3	9	0.250		3	19	0.136		0	0	3.0		22		0.136		8			
D 62 Barnes, Will	7	4	7	4	14	8	0.636		5	6	5	6	10	12	0.455		24	20	0.545		0	1	20.0		44							


	Singles 301		Singles Cricket		Singles Record		Singles Win %-age		Doubles Cricket		Doubles 501		Doubles Record		Doubles Win %-age		Sngls + Dbles Record		Sngls + Dbles Win %-age		Tiebreaker Ws		Tiebreaker Ls		All-Star Points		Games Played		All-Star Point Average		Matches Played	
E1/ Hump Day!	41	31	41	31	82	62	0.569	23	13	21	15	44	28	0.611	170	118	0.590	7	0	95.5	288	0.332										
E 10 Deemer, Randy	11	0	11	0	22	0	1.000	10	2	10	1	20	3	0.870	42	3	0.933	1	0	32.0	45	0.711	12									
E 11 Todd, Patrick	3	8	2	4	5	12	0.294	2	6	4	6	6	12	0.333	11	24	0.314	1	0	11.5	35	0.329	11									
E 12 Bush, Jim	3	4	3	6	6	10	0.375	7	2	6	2	13	4	0.765	19	14	0.576	1	0	7.5	33	0.227	10									
E 13 McEwen, William	7	4	7	5	14	9	0.609	7	5	5	7	12	12	0.500	26	21	0.553	1	0	11.0	47	0.234	12									
E 14 Moore, Mark	2	2	4	4	6	6	0.500	7	1	3	3	10	4	0.714	16	10	0.615	1	0	8.0	26	0.308	8									
E 15 Krestalude, Andy	6	5	7	4	13	9	0.591	7	4	5	4	12	8	0.600	25	17	0.595	1	0	15.5	42	0.369	11									
E 16 Rutten, Pete	2	4	0	4	2	8	0.200	0	3	3	3	3	6	0.333	5	14	0.263	0	0	2.0	19	0.105	7									
E 17 Stuckey, Rob	7	4	7	4	14	8	0.636	6	3	6	4	12	7	0.632	26	15	0.634	1	0	8.0	41	0.195	11									
E2/ Bad Mutha Duckas	51	21	48	24	99	45	0.688	20	16	20	16	40	32	0.556	179	109	0.622	0	0	151.0	288	0.524										
E 20 Kuppler, Bob	0	1	0	2	0	3	0.000	2	0	1	1	3	1	0.750	3	4	0.429	0	0	0.0	7	0.000	5									
E 21 Carawon, Harris	7	3	5	6	12	9	0.571	3	5	5	4	8	9	0.471	20	18	0.526	0	0	12.0	38	0.316	11									
E 22 Converse, Laurence	2	5	3	2	5	7	0.417	2	3	3	5	5	8	0.385	10	15	0.400	0	0	5.5	25	0.220	9									
E 23 Ellis, Tim	9	3	8	4	17	7	0.708	4	5	5	4	9	9	0.500	26	16	0.619	0	0	12.0	42	0.286	12									
E 24 Finney, Dave	11	1	12	0	23	1	0.958	10	2	8	4	18	6	0.750	41	7	0.854	0	0	43.0	48	0.896	12									
E 25 Kuppler, Alex	1	1	0	5	1	6	0.143	3	3	2	2	5	5	0.500	6	11	0.353	0	0	4.5	17	0.265	10									
E 26 Lalino, Steve	7	1	4	2	11	3	0.786	3	5	6	3	9	8	0.529	20	11	0.645	0	0	12.0	31	0.387	10									
E 27 Phillips, Britt	1	0	0	0	1	0	1.000	3	1	2	1	5	2	0.714	6	2	0.750	0	0	0.0	8	0.000	7									
E 28 Phillips, Josh	2	5	4	3	6	8	0.429	4	2	2	5	6	7	0.462	12	15	0.444	0	0	9.0	27	0.333	12									
E 29 Samaluk, Somchai	11	1	12	0	23	1	0.958	6	6	6	3	12	9	0.571	35	10	0.778	0	0	53.0	45	1.178	12									
E3/ Irish Ton	35	36	24	47	59	83	0.415	14	22	19	17	33	39	0.458	125	161	0.437	15	0	64.0	286	0.224										
E 30 Cominole, Jeremy	7	2	6	3	13	5	0.722	4	4	4	4	8	8	0.500	21	13	0.618	2	0	11.5	34	0.338	9									
E 31 Yarsawich, Brian	4	5	2	5	6	10	0.375	3	6	4	4	7	10	0.412	13	20	0.394	1	0	6.5	33	0.197	10									
E 32 Rossbach, Mark	3	1	3	6	6	7	0.462	4	4	3	3	7	7	0.500	13	14	0.481	0	0	7.5	27	0.278	9									
E 33 Wilson, Travis	1	8	1	5	2	13	0.133	2	5	7	3	9	8	0.529	11	21	0.344	2	0	5.0	32	0.156	12									
E 34 Ball, Pat	8	4	8	4	16	8	0.667	6	6	6	5	12	11	0.522	28	19	0.596	2	0	19.5	47	0.415	12									
E 35 Cody, Mike	2	5	1	4	3	9	0.250	2	7	2	4	4	11	0.267	7	20	0.259	2	0	3.5	27	0.130	9									
E 36 Cody, Dan	6	4	3	8	9	12	0.429	5	5	5	4	10	9	0.526	19	21	0.475	2	0	7.0	40	0.175	11									
E 37 Cody, Chris	2	4	0	4	2	8	0.200	2	3	5	2	7	5	0.583	9	13	0.409	2	0	0.0	22	0.000	8									
E 38 Byleund, Jay	1	1	0	6	1	7	0.125	0	2	1	4	1	6	0.143	2	13	0.133	0	0	2.0	15	0.133	6									
E 39 Ball, John	1	2	0	2	1	4	0.200	0	2	1	1	1	3	0.250	2	7	0.222	2	0	1.5	9	0.167	3									
E4/ Sharky's Machine	31	41	42	30	73	71	0.507	24	12	18	18	42	30	0.583	157	131	0.545	0	9	108.0	288	0.375										
E 40 Bateman, Jimmy	3	6	9	3	12	9	0.571	8	4	4	8	12	12	0.500	24	21	0.533	0	1	21.0	45	0.467	12									
E 41 Allison, Frank	2	5	2	2	4	7	0.364	5	1	1	3	6	4	0.600	10	11	0.476	0	1	5.0	21	0.238	7									
E 42 Borgia, Pete	3	8	7	5	10	13	0.435	10	2	7	4	17	6	0.739	27	19	0.587	0	1	16.0	46	0.348	12									
E 43 Barrett, Darren	6	4	4	5	10	9	0.526	7	2	6	2	13	4	0.765	23	13	0.639	0	1	23.0	36	0.639	10									
E 44 Schaefer, Dan	5	3	3	3	8	6	0.571	3	4	5	4	8	8	0.500	16	14	0.533	0	1	13.5	30	0.450	9									
E 45 Kruger, Lonny	2	1	2	0	4	1	0.800	1	2	1	3	2	5	0.286	6	6	0.500	0	1	4.5	12	0.375	4									
E 46 Schaefer, John	3	5	6	2	9	7	0.563	6	2	4	2	10	4	0.714	19	11	0.633	0	0	9.5	30	0.317	8									
E 47 Schaefer, Michael	2	1	3	3	5	4	0.556	1	3	3	3	4	6	0.400	9	10	0.474	0	1	4.0	19	0.211	7									
E 48 Fink, Scott	3	6	4	4	7	10	0.412	6	2	3	5	9	7	0.563	16	17	0.485	0	1	8.5	33	0.258	11									
E 49 Fuller, Geoff	2	2	2	3	4	5	0.444	1	2	2	2	3	4	0.429	7	9	0.438	0	1	3.0	16	0.188	5									
E5/ That's What She Said	26	45	23	48	49	93	0.345	3	33	20	16	23	49	0.319	95	191	0.332	7	0	64.0	286	0.224										
E 50 Caldwell, Taylor	4	8	3	9	7	17	0.292	1	12	6	7	7	19	0.269	14	36	0.280	1	0	9.5	50	0.190	11									
E 51 Knight, Romuald	3	5	3	5	6	10	0.375	0	8	6	1	6	9	0.400	12	19	0.387	1	0	8.0	31	0.258	8									
E 52 Adams, Doug	5	1	4	5	9	6	0.600	1	9	6	3	7	12	0.368	16	18	0.471	1	0	19.0	34	0.559	8									
E 53 McDavid, Craig	2	4	1	5	3	9	0.250	0	5	2	4	2	9	0.182	5	18	0.217	1	0	3.5	23	0.152	6									
E 54 Moulden, Jeremy	3	3	5	1	8	4	0.667	1	5	2	3	3	8	0.273	11	12	0.478	1	0	6.0	23	0.261	6									
E 55 Smith, Ron "Captain"	2	6	3	7	5	13	0.278	1	8	4	5	5	13	0.278	10	26	0.278	0	0	7.0	36	0.194	9									
E 56 Clement, Dawn	4	12	3	9	7	21	0.250	1	12	7	8	8	20	0.286	15	41	0.268	1	0	6.0	56	0.107	12									
E 57 Clevenger, Lee	3	6	1	7	4	13	0.235	1	7																							

	Singles 301	Singles Cricket	Singles Record	Singles Win %-age	Doubles Cricket	Doubles 501	Doubles Record	Doubles Win %-age	Sngls + Dbls Record	Sngls + Dbls Win %-age	Tiebreaker Ws	Tiebreaker Ls	All-Star Points	Games Played	All-Star Point Average	Matches Played
F1/ Shark Shooters	40 44	32 52	72 96	0.429	9 33	25 17	34 50	0.405	140 196	0.417	0 7	84.5	336	0.251		
F 10 Stacy, Michelle	9 1	2 7	11 8	0.579	2 10	5 6	7 16	0.304	18 24	0.429	0 0	13.0	42	0.310	12	
F 11 Stacy, Rod	2 9	7 5	9 14	0.391	4 7	12 2	16 9	0.640	25 23	0.521	0 1	22.0	48	0.458	13	
F 12 Mitchell, Liz	2 4	4 3	6 7	0.462	3 4	0 6	3 10	0.231	9 17	0.346	0 1	12.5	26	0.481	7	
F 13 Mercer, Dave	7 3	4 6	11 9	0.550	1 7	7 2	8 9	0.471	19 18	0.514	0 1	7.5	37	0.203	10	
F 14 Lane, Timothy	4 1	3 2	7 3	0.700	2 2	2 1	4 3	0.571	11 6	0.647	0 0	9.0	17	0.529	5	
F 15 Moger, Liza	6 8	3 10	9 18	0.333	2 9	6 6	8 15	0.348	17 33	0.340	0 1	4.0	50	0.080	13	
F 16 Graber, Shawn	6 8	8 5	14 13	0.519	2 10	9 3	11 13	0.458	25 26	0.490	0 1	11.5	51	0.225	13	
F 17 Voorhees, Cindy	0 0	0 0	0 0	---	0 0	0 0	0 0	---	0 0	---	0 0	0.0	0	---	0	
F 18 Apicella, Doreen	2 4	1 9	3 13	0.188	1 10	4 3	5 13	0.278	8 26	0.235	0 1	5.0	34	0.147	12	
F 19 Amaru, Simeon	2 6	0 5	2 11	0.154	1 7	5 5	6 12	0.333	8 23	0.258	0 1	0.0	31	0.000	11	
F2/ Ton 80 Proof	50 34	52 32	102 66	0.607	30 12	22 20	52 32	0.619	206 130	0.613	0 6	166.0	336	0.494		
F 20 Theall, Ken	3 7	5 5	8 12	0.400	7 4	8 6	15 10	0.600	23 22	0.511	0 1	8.0	45	0.178	14	
F 21 Gagner, Chris	8 6	6 8	14 14	0.500	5 4	4 5	9 9	0.500	23 23	0.500	0 1	26.5	46	0.576	13	
F 22 Dehnel, Sebastian	8 3	10 2	18 5	0.783	9 3	7 5	16 8	0.667	34 13	0.723	0 0	35.0	47	0.745	12	
F 23 Blake, Rick	10 3	11 2	21 5	0.808	10 3	8 5	18 8	0.692	39 13	0.750	0 1	39.5	52	0.760	13	
F 24 Swartzel, David	5 5	4 5	9 10	0.474	7 2	5 3	12 5	0.706	21 15	0.583	0 1	13.0	36	0.361	10	
F 25 Zuttel, Paul	1 1	4 1	5 2	0.714	6 1	4 3	10 4	0.714	15 6	0.714	0 0	12.5	21	0.595	8	
F 26 Looney, JoDon	2 1	0 3	2 4	0.333	1 1	1 2	2 3	0.400	4 7	0.364	0 0	2.0	11	0.182	3	
F 27 Frederickson, David "Butt"	5 4	6 3	11 7	0.611	6 4	4 5	10 9	0.526	21 16	0.568	0 1	12.0	37	0.324	9	
F 28 Kotecki, Phil	8 4	6 3	14 7	0.667	9 2	3 6	12 8	0.600	26 15	0.634	0 1	17.5	41	0.427	12	
F3/ Dart Side of the Moon	38 46	41 43	79 89	0.470	26 16	20 22	46 38	0.548	171 165	0.509	0 0	124.5	336	0.371		
F 30 Cornell, Blaine	2 4	2 0	4 4	0.500	0 2	6 3	6 5	0.545	10 9	0.526	0 0	1.0	19	0.053	12	
F 31 Millius, Mike	7 5	6 5	13 10	0.565	8 3	5 8	13 11	0.542	26 21	0.553	0 0	28.5	47	0.606	13	
F 32 Tisdale, Brian	0 0	6 7	6 7	0.462	6 7	4 3	10 10	0.500	16 17	0.485	0 0	14.5	33	0.439	13	
F 33 Toko, Jeff	4 5	4 2	8 7	0.533	10 3	2 7	12 10	0.545	20 17	0.541	0 0	7.5	37	0.203	13	
F 34 Furdon, Matt	9 3	7 7	16 10	0.615	6 2	8 5	14 7	0.667	30 17	0.638	0 0	19.0	47	0.404	14	
F 35 Wilberg, Chelsea	8 7	3 5	11 12	0.478	5 3	4 5	9 8	0.529	20 20	0.500	0 0	9.5	40	0.238	14	
F 36 Wilson, Misty	0 12	0 1	0 13	0.000	0 0	0 2	0 2	0.000	0 15	0.000	0 0	1.0	15	0.067	12	
F 37 Wilson, Jonathan	1 0	6 6	7 6	0.538	7 5	2 0	9 5	0.643	16 11	0.593	0 0	16.5	27	0.611	12	
F 38 Roseman, Sean	2 4	5 4	7 8	0.467	6 3	3 6	9 9	0.500	16 17	0.485	0 0	18.5	33	0.561	12	
F 39 DiCaprio, Al	5 6	2 6	7 12	0.368	4 4	6 5	10 9	0.526	17 21	0.447	0 0	8.5	38	0.224	13	
F4/ Bangin The Wire	41 43	38 46	79 89	0.470	24 18	21 21	45 39	0.536	169 167	0.503	0 19	137.0	336	0.408		
F 40 Williams, Kelsey	1 9	0 5	1 14	0.067	6 4	3 5	9 9	0.500	10 23	0.303	0 0	1.0	33	0.030	10	
F 41 White, John	9 5	10 4	19 9	0.679	7 7	9 4	16 11	0.593	35 20	0.636	0 3	35.0	55	0.636	14	
F 42 Prosser, Brad	6 7	0 13	6 20	0.231	7 5	7 5	14 10	0.583	20 30	0.400	0 3	6.5	50	0.130	14	
F 43 Bowen, Andy	7 2	10 2	17 4	0.810	8 4	5 7	13 11	0.542	30 15	0.667	0 3	21.5	45	0.478	12	
F 44 Port, Brian	4 9	5 8	9 17	0.346	9 5	6 5	15 10	0.600	24 27	0.471	0 3	21.5	51	0.422	14	
F 45 Stark, Parker	8 2	5 7	13 9	0.591	3 5	2 7	5 12	0.294	18 21	0.462	0 1	27.0	39	0.692	12	
F 46 Foote, Patrick	6 0	5 3	11 3	0.786	5 3	4 4	9 7	0.563	20 10	0.667	0 2	19.0	30	0.633	8	
F 47 Owens, Joslin	0 6	1 3	1 9	0.100	1 1	4 3	5 4	0.556	6 13	0.316	0 2	2.0	19	0.105	9	
F 48 Gillette, Kendall	0 3	2 1	2 4	0.333	2 2	2 2	4 4	0.500	6 8	0.429	0 2	3.5	14	0.250	5	
F5/ The Neighborhood Dart Knights	41 43	40 44	81 87	0.482	21 21	18 24	39 45	0.464	159 177	0.473	14 13	131.0	336	0.390		
F 50 Markham, Jared	3 5	4 10	7 15	0.318	4 8	6 6	10 14	0.417	17 29	0.370	2 2	14.0	46	0.304	14	
F 51 Amos, Terron	11 3	10 4	21 7	0.750	7 7	6 8	13 15	0.464	34 22	0.607	2 2	40.5	56	0.723	14	
F 52 Swepson, Jerrell	11 2	11 2	22 4	0.846	9 4	8 5	17 9	0.654	39 13	0.750	2 2	39.5	52	0.760	13	
F 53 Davis, P.J.	0 0	0 0	0 0	---	0 0	0 0	0 0	---	0 0	---	0 0	0.0	0	---	0	
F 54 Millham, Mark	4 9	6 7	10 16	0.385	7 4	7 5	14 9	0.609	24 25	0.490	2 1	5.5	49	0.112	13	
F 55 Lefebvre, C.J.	4 6	8 4	12 10	0.545	9 3	3 7	12 10	0.545	24 20	0.545	2 2	12.5	44	0.284	12	
F 56 Assante, Tracy	5 9	0 7	5 16	0.238	4 8	3 9	7 17	0.292	12 33	0.267	2 2	10.0	45	0.222	14	
F 57 Schaefer, Pat	3 9	1 10	4 19	0.174	2 8	3 8	5 16	0.238	9 35	0.205	2 2	9.0	44	0.205	13	
F6/ Sofa Kings	51 33	42 42	93 75	0.554	15 27	21 21	36 48	0.429	165 171	0.491	23 0	106.5	336	0.317		
F 60 Keim, Roger	8 6	10 4	18 10	0.643	5 9	5 7	10 16	0.385	28 26	0.519	3 0	29.0	54	0.537	14	
F 61 Alcon, Tony	11 2	9 4	20 6	0.769	6 7	7 6	13 13	0.500	33 19	0.635	3 0	25.5	52	0.490	13	
F 62 Bozza, Doug	1 7	4 4	5 11	0.313	3 4	2 5	5 9	0.357	10 20	0.333	2 0	3.5	30	0.117	9	
F 63 Moore, Ken	6 3	1 2	7 5	0.583	2 6	3 4	5 10	0.333	12 15	0.444	3 0	3.0	27	0.111	13	
F 64 Plotkin, Jeremy	1 3	4 8	5 11	0.313	5 8	5 6	10 14	0.417	15 25	0.375	3 0	9.5	40	0.238	13	
F 65 Moore, Andrew	7 5	3 9	10 14	0.417	1 2	7 5	8 7	0.533	18 21	0.462	3 0	6.0	39	0.154	12	
F 66 Campbell, Aaron	8 3	3 6	11 9	0.550	4 9	8 5	12 14	0.462	23 23	0.500	3 0	16.0	46	0.348	13	
F 67 Rowe, Dan	9 4	8 5	17 9	0.654	4 9	5 4	9 13	0.409	26 22	0.542	3 0	14.0	48	0.292	13	
F7/ Village Idiots	47 37	50 34	97 71	0.577	25 17	27 15	52 32	0.619	201 135	0.598	0 7	138.5	336	0.412		
F 70 Hartley, Barron	5 9	1 8	6 17	0.261	3 4	5 8	8 12	0.400	14 29	0.326	0 1	7.0	43	0.163	14	
F 71 Hartley, Bryan	6 2	11 3	17 5	0.773	11 3	11 3	22 6	0.786	39 11	0.780	0 1	38.0	50	0.760	14	
F 72 Jones, Nick	10 3	10 3	20 6	0.769	6 7	9 3	15 10	0.600	35 16	0.686	0 1	20.5	51	0.402	14	
F 73 Vivod, Josh	8 4	9 5	17 9	0.654	10 4	9 4	19									

	Singles 301	Singles Cricket	Singles Record	Singles Win %-age	Doubles Cricket	Doubles 501	Doubles Record	Doubles Win %-age	Sngls + Dbls Record	Sngls + Dbls Win %-age	Tiebreaker Ws	Tiebreaker Ls	All-Star Points	Games Played	All-Star Point Average	Matches Played
G1/ Runs with Corks	39 33	39 33	78 66	0.542	18 18	22 14	40 32	0.556	158 130	0.549	0 0	93.0	288	0.323		
G 10 Fleener, Michael	8 4	9 3	17 7	0.708	6 6	7 2	13 8	0.619	30 15	0.667	0 0	15.0	45	0.333		12
G 11 Jeffcoat, Angela	2 3	1 5	3 8	0.273	2 3	1 3	3 6	0.333	6 14	0.300	0 0	1.5	20	0.075		9
G 12 Amarante, John	10 2	8 4	18 6	0.750	8 4	8 3	16 7	0.696	34 13	0.723	0 0	21.5	47	0.457		12
G 13 Stumpf, Robert	4 6	3 6	7 12	0.368	3 4	4 5	7 9	0.438	14 21	0.400	0 0	8.5	35	0.243		11
G 14 Spanko, Melanie	0 2	0 2	0 4	0.000	1 3	4 1	5 4	0.556	5 8	0.385	0 0	2.0	13	0.154		9
G 15 Newbold, Stephanie	0 2	1 1	1 3	0.250	0 4	1 1	1 5	0.167	2 8	0.200	0 0	1.0	10	0.100		9
G 16 Lymer, Dean	0 3	2 6	2 9	0.182	0 3	4 2	4 5	0.444	6 14	0.300	0 0	1.0	20	0.050		11
G 17 Moody, Chris	6 1	8 0	14 1	0.933	5 4	6 4	11 8	0.579	25 9	0.735	0 0	22.5	34	0.662		10
G 18 Sweet, Jim	6 3	6 3	12 6	0.667	7 2	4 3	11 5	0.688	23 11	0.676	0 0	11.0	34	0.324		9
G 19 Hirnisen, Randy	3 7	1 3	4 10	0.286	4 3	5 4	9 7	0.563	13 17	0.433	0 0	9.0	30	0.300		10
G2/ Nein Mark	36 30	34 32	70 62	0.530	17 16	15 18	32 34	0.485	134 130	0.508	0 0	91.5	264	0.347		
G 20 Updyke, Gerald	8 2	7 2	15 4	0.789	8 1	3 3	11 4	0.733	26 8	0.765	0 0	12.0	34	0.353		10
G 21 Additon, Chris	4 4	6 3	10 7	0.588	5 2	4 3	9 5	0.643	19 12	0.613	0 0	7.0	31	0.226		9
G 22 Ferraro, Kimberly	5 2	2 6	7 8	0.467	4 4	4 6	8 10	0.444	15 18	0.455	0 0	3.5	33	0.106		10
G 23 Heath, John	5 5	10 1	15 6	0.714	7 4	4 2	11 6	0.647	26 12	0.684	0 0	19.5	38	0.513		11
G 24 Lang, John	6 4	0 6	6 10	0.375	2 5	4 5	6 10	0.375	12 20	0.375	0 0	10.0	32	0.313		10
G 25 Pender, Aime	1 4	2 5	3 9	0.250	1 7	1 8	2 15	0.118	5 24	0.172	0 0	4.0	29	0.138		10
G 26 Smith, Chris	2 4	0 4	2 8	0.200	2 5	4 3	6 8	0.429	8 16	0.333	0 0	3.0	24	0.125		8
G 27 Whitley, Brian	3 0	3 0	6 0	1.000	3 0	2 1	5 1	0.833	11 1	0.917	0 0	19.0	12	1.583		3
G 28 Wrenn, Cameron	2 5	4 5	6 10	0.375	2 4	4 5	6 9	0.400	12 19	0.387	0 0	13.5	31	0.435		11
G3/ Rippin Darts	39 33	46 26	85 59	0.590	25 11	24 12	49 23	0.681	183 105	0.635	0 0	108.5	288	0.377		
G 30 Raymond, Erik	7 6	5 8	12 14	0.462	8 6	10 4	18 10	0.643	30 24	0.556	0 0	22.5	54	0.417		12
G 31 McDonald, Chase	7 5	10 2	17 7	0.708	10 2	9 4	19 6	0.760	36 13	0.735	0 0	25.0	49	0.510		12
G 32 Helton, Dakota	8 3	10 1	18 4	0.818	7 4	6 5	13 9	0.591	31 13	0.705	0 0	13.0	44	0.295		11
G 33 Wood, Connor	3 9	8 4	11 13	0.458	11 1	8 3	19 4	0.826	30 17	0.638	0 0	21.0	47	0.447		11
G 34 Gylfason, Thorbjorn	8 3	6 5	14 8	0.636	6 5	7 4	13 9	0.591	27 17	0.614	0 0	14.0	44	0.318		11
G 35 Kirk, Dylan	5 7	1 2	6 9	0.400	2 0	7 4	9 4	0.692	15 13	0.536	0 0	7.0	28	0.250		11
G 36 Sugg, Bailey	1 0	6 4	7 4	0.636	6 4	1 0	7 4	0.636	14 8	0.636	0 0	6.0	22	0.273		10
G4/ Punk in Drublic	32 34	33 33	65 67	0.492	16 17	14 19	30 36	0.455	125 139	0.473	0 0	92.0	264	0.348		
G 40 Wissinger, Wes	10 3	6 5	16 8	0.667	6 5	6 5	12 10	0.545	28 18	0.609	0 0	26.0	46	0.565		11
G 41 Beene, Ryan	2 9	6 5	8 14	0.364	4 8	4 9	8 17	0.320	16 31	0.340	0 0	15.0	47	0.319		11
G 42 Gentry, Ryan	5 4	4 6	9 10	0.474	4 5	6 4	10 9	0.526	19 19	0.500	0 0	6.0	38	0.158		9
G 43 Authur, Corwin	3 4	6 3	9 7	0.563	5 3	2 6	7 9	0.438	16 16	0.500	0 0	19.0	32	0.594		8
G 44 Hayes, Tristen	2 7	1 7	3 14	0.176	3 6	4 5	7 11	0.389	10 25	0.286	0 0	2.0	35	0.057		8
G 45 Lee, Donny	1 0	1 0	2 0	1.000	1 0	1 0	2 0	1.000	4 0	1.000	0 0	1.0	4	0.250		1
G 46 Ott, Davis	4 3	4 3	8 6	0.571	2 5	3 3	5 8	0.385	13 14	0.481	0 0	12.5	27	0.463		7
G 47 Strickland, Jon	5 3	5 3	10 6	0.625	6 2	2 5	8 7	0.533	18 13	0.581	0 0	10.5	31	0.339		8
G 4x xx-Donahue, Pete	0 1	0 1	0 2	0.000	1 0	0 1	1 1	0.500	1 3	0.250	0 0	0.0	4	0.000		1
G5/ Ones are Closed	32 40	36 36	68 76	0.472	19 17	13 23	32 40	0.444	132 156	0.458	0 0	79.0	288	0.274		
G 50 Fishbeck, Brent	8 4	2 5	10 9	0.526	5 5	1 7	6 12	0.333	16 21	0.432	0 0	12.5	37	0.338		12
G 51 Iessi, Austin	1 5	9 2	10 7	0.588	6 5	1 8	7 13	0.350	17 20	0.459	0 0	16.0	37	0.432		11
G 52 Rivera-Santiago, Joseph	1 2	3 2	4 4	0.500	2 3	1 1	3 4	0.429	7 8	0.467	0 0	3.5	15	0.233		7
G 53 Steiner, Tank	3 5	2 3	5 8	0.385	4 2	6 4	10 6	0.625	15 14	0.517	0 0	6.5	29	0.224		10
G 54 Kelly, Mike	9 3	10 2	19 5	0.792	8 4	5 5	13 9	0.591	32 14	0.696	0 0	18.0	46	0.391		12
G 55 Garcia, Cinthya	3 2	1 5	4 7	0.364	2 1	2 5	4 6	0.400	8 13	0.381	0 0	0.0	21	0.000		11
G 56 Jimenez, Eduardo	0 5	2 4	2 9	0.182	2 2	3 8	5 10	0.333	7 19	0.269	0 0	8.0	26	0.308		11
G 57 Cooper, Glenn	1 7	0 4	1 11	0.083	1 4	3 3	4 7	0.364	5 18	0.217	0 0	2.5	23	0.109		9
G 58 Bailey, Craig	2 4	4 3	6 7	0.462	4 3	2 4	6 7	0.462	12 14	0.462	0 0	7.0	26	0.269		10
G 59 Touseley, Kristen	4 3	3 6	7 9	0.438	4 5	2 1	6 6	0.500	13 15	0.464	0 0	5.0	28	0.179		10
G6/ We're Sexy & We Throw It	36 36	28 44	64 80	0.444	12 24	20 16	32 40	0.444	128 160	0.444	0 0	53.5	288	0.186		
G 60 McNamara, Ken	6 6	8 4	14 10	0.583	5 7	6 6	11 13	0.458	25 23	0.521	0 0	14.0	48	0.292		12
G 61 McNamara, Karen	3 9	0 3	3 12	0.200	1 3	3 9	4 12	0.250	7 24	0.226	0 0	1.0	31	0.032		12
G 62 Bohanan, Heather	6 5	1 8	7 13	0.350	2 9	2 9	4 18	0.182	11 31	0.262	0 0	4.0	42	0.095		12
G 63 Ross, Anne	5 3	6 5	11 8	0.579	3 8	4 2	7 10	0.412	18 18	0.500	0 0	6.0	36	0.167		11
G 64 Jones, Mike	6 2	5 4	11 6	0.647	5 4	9 0	14 4	0.778	25 10	0.714	0 0	9.5	35	0.271		9
G 65 Crawford, Neal	3 4	4 4	7 8	0.467	2 5	4 1	6 6	0.500	13 14	0.481	0 0	10.0	27	0.370		8
G 66 VanLienen, Dawn	1 3	0 6	1 9	0.100	0 4	5 2	5 6	0.455	6 15	0.286	0 0	1.0	21	0.048		8
G 67 Morlando, Jim	4 2	1 8	5 10	0.333	3 6	4 3	7 9	0.438	12 19	0.387	0 0	5.0	31	0.161		9
G 68 Balint, Joey	2 2	3 2	5 4	0.556	3 2	3 0	6 2	0.750	11 6	0.647	0 0	3.0	17	0.176		5
G7/ The Rock Bottoms	29 37	28 38	57 75	0.432	15 18	14 19	29 37	0.439	115 149	0.436	0 0	65.0	264	0.246		
G 70 Smith, Lauren	5 4	6 5	11 9	0.550	2 7	4 5	6 12	0.333	17 21	0.447	0 0	10.0	38	0.263		9
G 71 Smith, Jason	1 1	1 1	2 2	0.500	1 1	1 1	2 2	0.500	4 4	0.500	0 0	0.0	8	0.000		2
G 72 Crabtree, Traci	2 2	1 5	3 7	0.300	1 4	0 4	1 8	0.111	4 15	0.211	0 0	2.0	19	0.105		4
G 73 Ellis, Win	1 8	3 5	4 13	0.235	3 6	4 5	7 11	0.389	11 24	0.314	0 0	7.5	35	0.214		8
G 74 Tschetter, Aaron	5 6	2 8	7 14	0.333	7 3	5 5	12 8	0.600	19 22	0.463	0 0	11.5	41	0.280		10
G 75 McMillan, Evan	5 6	8 2	13 8	0.619	8 3	7 5	15 8	0.652	28 16	0.636	0 0	22.0	44	0.500		11
G 76 Hobgood, A.	2 1	1 2	3 3	0.500	1 2	0 3	1 5	0.167	4 8	0.333	0 0	0.0	12	0.000		3
G 77 Harrigan, Amy	1 0	1 0	2 0	1.000	0 1	0 1	0 2	0.000	2 2	0.500	0 0	0.0	4	0.000		1
G 78 Crabtree, Reagan	5 4	4 5	9 9	0.500	5 4	6 3	11 7	0.611	20 16	0.556	0 0	9.5	36	0.264		9
G 79 Thomas, Amy	1 5	1 4	2 9	0.182	2 3	1 4	3 7	0.300	5 16	0.238	0 0	1.5	21	0.071		5
G 7x xx-Hager, Ginny	1 0	0 1	1 1	0.500	0 2	0 2	0 4	0.000	1 5	0.167	0 0	1.0	6	0.167		2



Raleigh Dart League



Registration for Fall 2023 Season

Wednesday, July 19, (The Upper Deck), 7:00-8:00 p.m.

Wednesday, July 19 ☒☒ For ALL teams - there is only one night of registration!!!

(If your team is not returning, please leave a message on VoiceMail.

New captain? Please pass this information on to him/her.)

Bring: 1) Completed roster - use BLACK pen please - with divisions played by by each member for last 3 seasons

2) ONE check for bar fee and a minimum of six players (Bar fee is \$20; Player registration is \$20) NO CASH WILL BE ACCEPTED!!!

**Wednesday, July 19
July 20 through September 11**

DEADLINE for unrestricted roster add-ons, at REGISTRATION (no extensions)

Add-ons pre-approved by the Membership Director (Membership Committee

Director - Heather Bohanan, 919-326-1956, membership@raleighdartleague.org)

1) Checks & player information as per roster to: Treasurer Taylor Caldwell, 919-623-9920, tcaldwell831@gmail.com (contact her for pay arrangements)

2) Membership Director will inform captain of Director's/Committee's decision

A PLAYER IS NOT ELIGIBLE UNTIL APPROVED, AND WITH DUES PAID

Wednesday, August 2 ☒☒ Captains' meeting, 7:00-8:00 p.m., The Upper Deck (MANDATORY)

Pick up schedules, blank scoresheets, team rosters, phone lists, rules, etc.

Wednesday, August 9 ☒☒ 8:00 p.m. Season starts

Monday, September 11 5th week captains' meeting, 7:00-8:00 p.m., The Upper Deck

... and RDL Board meeting --- Last day to add/replace a player with approval

FALL 2023 RALEIGH DART LEAGUE TEAM REGISTRATION FORM

Team Name _____

Team Number _____
(PLEASE LEAVE BLANK)

Player Name (not nickname):	Divisions played in previous 3 seasons	Dart experience (if any) outside RDL* Board #s:	M/F	Phone #:	Fee Paid:
Home Bar & Dart Rep.:					
Captain:	0			(C)	0
				(H)	
	1			(C)	1
				(H)	
	2			(C)	2
				(H)	
	3			(C)	3
				(H)	
	4			(C)	4
				(H)	
	5			(C)	5
				(H)	
	6			(C)	6
				(H)	
	7			(C)	7
				(H)	
	8			(C)	8
				(H)	
	9			(C)	9
				(H)	

TOTAL:

Captain's Email Address: _____

** If there are players new to RDL and you are aware of their dart experience outside of RDL, please include that information here. You might say things like "Played in a mid-level team in Chicago for the past 6 years" or "No league experience but throws on a regular basis - consistently beats D & E players at Upper Deck LOD"*