



Tons of Newsletter

The Fall Session of the Raleigh Dart League, week #3, Wednesday, August 23, 2023 Issue #JK851
The "Roughly What, 3% Of Drivers, Know That Disabled Stoplights Become Four-Way Stops?" Edition

WE'VE HAD ONE ELECTION IN THE PAST 8 YEARS NOW

While it is true that we had a pandemic year and then a post-pandemic year when the Board was just sort of volun-told that they were continuing in their offices, the fact remains that since what would have been the elections in 2016 (for the 2017 positions), we have had exactly one election (in the fall of 2017). Aside from that, the current batch of (now very experienced) volunteers (and a couple that preceded them) has spoiled us all. We, as a group, don't see the need to nominate anyone new... and very luckily, they continue to agree to be awesome on our behalf. So, once again this season, there will be no election ballot with a mandatory return this season. No ballot, and thus no ballot penalties. But the one thing you really maybe SHOULD try to do in this case is find your nearest Board member and try to suck up to them with a beer or two. It's maybe clearer than ever that the league really needs these six to remain happy and willing, right?

REMEMBER THAT ROSTERS ARE FLUID FOR WEEKS

Please (I repeat, PLEASE) do not go ahead and pre-print all of your scoresheets for the whole season yet. Also, do not put the preseason player list in your weekly notebook and then treat it as though the rosters there are automatically the rosters for your opponents every week. Teams are allowed to add players and/or replace players all the way through the Monday after the 5th week of play. And the last-minute information from that Monday may not be available for the week 6 Tons, meaning you can only definitely assume the rosters are final when you receive the week 7 Tons. And not before... If you end up using scoresheets that match outdated player lists, you're making it pretty easy for me to identify the captains/teams that ignore what is included in the newsletter - and we all know that those are the very first people that receive the benefit of the doubt from me if any questionable situation ever arises, right?

RELATED SIDE NOTE ON THIS ONE...

This roster fluidity, and the timing of the changes each week, mean that your opponents might very well have a different roster from what was in the Tons that is sent out. Teams have through Tuesday to complete roster changes/additions, and I don't receive those changes until after the RDL stats pages are done for each week. So, if your opponents say they added somebody that wasn't on the roster page you have, you'll just have to trust them. If they end up playing an ineligible player, it's fully their issue and will not affect your team at all.

REMINDER - TUESDAY PLAYER ADDS CUT OFF TIME

From the notice two seasons ago...From the Membership Director (and rest of the Board): Many years ago we stopped allowing player adds on Wednesday so that the Membership Director and Treasurer could focus on getting ready for their own matches. At that time we did not set a cut off time on Tuesday nights for adding and paying for players. We are now clarifying that the process of adding a player (approval and payment when necessary) must be completed by 9pm on Tuesday. This means that you will need to make your initial request in time for it to be approved, have an invoice sent to you, and have the invoice paid by 9pm if you wish that player to be eligible for the match the following day.

A FEW IMPORTANT '01 REMINDERS

== Any throw in 501 or 1001 is never going to be a "High In". High Ins are for 301 only, as only 301 has a double-in requirement.
== ASPs in 1001 do NOT count. But you may use an added game in the Total Games Played column on the back of the sheet to help indicate who participated in 1001, if you would like to do so.
== As stated in the first bullet above, High Ins are only from 301 games. But also, please do not forget that "High Ins" only count on your first turn at the line in a game of 301. Therefore, 8th turn 160s are nice throws, but they are NOT "High Ins" here in the RDL.

RDL HEADLINES

"Leaguewide": only one division has reported a DCkt game so far
"A" Division: Liver overcomes terrible 301 start, romping through the last three sets in their first match of the season; Bullies and Fringe cruise to big wins, set up first A showdown night tonight
"B" Division: Show Me inches ahead of Iceman's in doubles for critical early win; Dart Attack rides a 501 sweep past Trippin to stay undefeated; Darty just ekes past shorthanded Uber Out
"C" Division: Stumble Out uses a quick start to stay ahead of Sanchez; Bandits rip five doubles from Constantly to move to 2-0; Outlaws sneak past ever-shorthanded Niners in their opener
"D" Division: DD-214 gets clutch 1001 winner over Reload in fight of potential top D dogs; Hump Day bounces back now to jump back into the fray; five-man Cheapies ring up a first victory
"E" Division: Death Throw uses a DCkt sweep to snag one out of the fire against Ton 80; Rangers ride a big '01 edge to important win over hot Idiots; Irish drop a pretty big score on Y.N.T.A.
"F" Division: Corkers and Dart Side each move to 2-0 in the same high blood fashion, reeling in tiebreaker wins; Possee steals one from Sharks with a 501 sweep; Sofa's first win is a big number
"G" Division: Dart Knights now 22-2 in cricket points so far; Nein Mark wins a close one over newcomer Triple Shots to move to 2-0 and tie for top spot; We Throw It fires off a 20-point Salute

Name the band/singer? the song? Last week's answers: Song 1 = "One More Time" by Daft Punk; Song 2 = "Crimson and Clover" by Tommy James and the Shondelles (and later Joan Jett & the Blackhearts); Song 3 = "Do It Again" by Steely Dan. And the theme? To go back and repeat something. Ya know... like Alex Spellman did when he went back and defended his ESPN Bullshooter championship in South Carolina. [Slow start to the guesses this season, as not one person even attempted more than one of the songs. No worries, it sometimes takes us a bit to get cranked back up after falling out of the weekly flow over the summer. - JK]

Week 3, song #1 lyric: "I was caught, In the middle of a railroad track, I looked 'round, And I knew there was no turning back"

Week 3, song #2 lyric: "And the lightnin' strikes, Another love grows cold, On a sleepless night, As the storm blows on, out of control"

Week 3, #3: "Just a young gun with a quick fuse, I was uptight, wanna let loose, I was dreaming of bigger things and, Wanna leave my..."

DIVISIONAL TEAM STANDINGS and MATCH RESULTS FROM WEEK 2 (8/16/23)

(Home team listed second in each match.)

	<u>W</u>	<u>L</u>	<u>Pts.</u>	<u>Teams</u>	<u>Score</u>	<u>301</u>	<u>SCKt</u>	<u>DCKt</u>	<u>501</u>	<u>1001</u>	<u>ASPs</u>	<u>Short-handed?</u>	<u>Penalties</u>	
"A" Division	1	2	0	40	Bullies	21	5	6	4	6	-	34.0	-	-
	2	2	0	31	Inconsistent	3	1	0	2	0	-	13.5	-	-
	3	1	0	24	Fringe	18	5	5	4	4	-	23.5	-	-
	4	1	0	18	Serious?	6	1	1	2	2	-	7.0	-	-
	5	0	2	14	Matt's Tab	6	5	1	0	0	-	11.0	-	-
	6	0	2	11	Liver	18	1	4	6	6	-	26.5	-	-
	7	0	2	6	Element	-		(BYE)			-	-	-	-
"B" Division	1	2	0	34	Darty Minds	12	2	4	4	2	-	29.5	-	-
	2	2	0	32	Uber Out	10	3	2	2	3	-	13.0	Yes	-
	3	2	0	28	Iceman's	10	3	3	2	2	-	18.0	-	-
	4	1	1	23	Show Me	14	3	3	4	4	-	13.0	-	-
	5	1	1	18	Dart Attack	13	2	3	2	6	-	11.0	-	-
	6	0	2	21	Trippin	11	4	3	4	0	-	12.0	-	-
	7	0	2	19	Raging	14	5	3	2	4	-	11.0	-	-
	8	0	2	15	For Kids	10	1	3	4	2	-	12.0	-	-
"C" Division	1	2	0	31	Sanchez	10	1	3	2	4	-	18.5	-	-
	2	2	0	29	Stumble Out	14	5	3	4	2	-	13.5	-	-
	3	1	0	12	Bandits	16	4	2	6	4	-	10.0	-	-
	4	1	1	23	Off Constantly	8	2	4	0	2	-	8.5	-	-
	5	0	1	7	Outlaws	12	3	3	2	4	-	11.0	-	-
	6	0	2	18	Nine Lives	10	2	3	3	2	-	7.5	Yes	-
	7	0	2	14	Rif Raf	-		(BYE)			-	-	-	-
"D" Division	1	2	0	27	DD-214	12	3	3	2	4	W	19.5	-	-
	2	1	0	15	Reload	12	3	3	4	2	L	17.0	-	-
	3	1	1	25	McGavin	10	2	2	4	2	-	9.5	-	-
	4	1	1	25	Hump Day!	14	4	4	2	4	-	14.5	-	-
	5	1	1	23	Cheap Shots	14	4	4	4	2	-	15.0	Yes	-
	6	0	1	10	Duckas	9	2	1	2	4	-	7.0	-	-
	7	0	2	18	Menace	-		(BYE)			-	-	-	-
"E" Division	1	2	0	31	Death Throw	13	3	2	6	2	-	12.0	-	-
	2	1	0	14	Ton 80 Proof	11	3	4	0	4	-	12.0	-	-
	3	1	1	28	Rangers	14	4	2	2	6	-	5.5	-	-
	4	1	1	22	Idiots	10	2	4	4	0	-	16.0	-	-
	5	1	1	17	Irish Ton	17	3	4	6	4	-	10.5	-	-
	6	0	1	12	Y.N.T.A.	7	3	2	0	2	-	7.0	-	-
	7	0	2	13	Machine	-		(BYE)			-	-	-	-
"F" Division	1	2	0	27	Corks	12	3	3	4	2	W	9.0	-	-
	2	2	0	26	Rippin	12	3	3	2	4	L	14.0	-	-
	3	2	0	25	Dart Side	12	3	3	2	4	W	5.0	-	-
	4	1	1	28	She Said	12	3	3	4	2	L	9.0	-	-
	5	1	1	26	Possee	13	2	3	2	6	-	11.0	-	-
	6	0	2	23	Shark Shooters	11	4	3	4	0	-	9.5	-	-
	7	0	2	20	Bangin	7	3	2	2	0	-	7.5	-	-
	8	0	2	17	Sofa Kings	17	3	4	4	6	-	9.5	-	-
"G" Division	1	2	0	30	Triple Shot	10	2	4	2	2	-	5.0	-	-
		2	0	30	Nein Mark	14	4	2	4	4	-	4.5	-	-
	3	1	0	20	Killer Dee's	7	2	1	0	4	-	4.0	-	-
	4	1	1	14	Dart Knights	17	4	5	6	2	-	12.5	-	-
	5	0	1	10	21 Dart	4	3	1	0	0	-	1.5	-	-
	6	0	2	16	We Throw It	20	3	5	6	6	-	2.5	-	-
	7	0	2	15	Rock Bottoms	-		(BYE)			-	-	-	-

HOW TO REACH US

Email scoresheets: jdkilts@yahoo.com or jdkilts@gmail.com

Or text scoresheets: 919-423-5766 - and we also always recommend watching for confirmation of receipt! (in response to either emailed or texted scoresheet images!)

New Member/Registration Fees:

Taylor Caldwell, (contact her at phone/email info below)

Nomination and Election Ballots:

Andrew Borgna, 5111 Brooke Lauren Lane, Raleigh, NC 27616

Grievances/Complaints/Rules Suggestions:

Joel Eason, (contact him at phone/email info below)

All Other RDL Correspondence to:

(Just send whatever to Jason and he'll pass it along...)

2023 (and 2024) Board of Directors

<i>President</i>	Michael Johnson	919-413-0495	email: president@raleighdartleague.org
<i>Vice President</i>	Angela Jeffcoat	919-673-7339	email: angelamjeffcoat@gmail.com
<i>Secretary</i>	Andrew Borgna	919-889-2457	email: akborgna@gmail.com
<i>Treasurer</i>	Taylor Caldwell	919-623-9920	email: tcaldwell831@gmail.com
<i>Membership</i>	Heather Bohanan	919-819-9957	email: membership@raleighdartleague.org
<i>Rules/Grievances</i>	Joel Eason	919-227-6966	email: ajenbk@yahoo.com
Social Media Coordinator	Kim Hoover	260-413-6173	email: biz.krhoover@gmail.com
League Statistician/Editor	Jason Kilts	919-423-5766	email: jdkilts@yahoo.com or jdkilts@gmail.com

"HOT DARTS" LISTING GUIDELINES

Here are the guidelines that will be used for the minimum number of all-star points each week for the "hot darts" page.

"A" Div. = 4.5 or more ASPs; "B" Div. = 4.0 or more ASPs

"C, D" Divisions = 3.5 or more ASPs

"E, F" Divs. = 3.0 or more ASPs; "G" = 2.5 or more ASPs

Also, we will list any fast games, high ins, high outs, or other amazing feats that you think warrant a little recognition (e.g., Ins & Outs higher than a Ton, 24-dart cricket games, 15-dart 301s, 24-dart 501s, Ton-70s and up, 5-Bulls+, etc.).

Extra note: it's also ok to call in "fast games" in each set, even if they don't necessarily meet the maximum dart counts above.

SEASON-LONG TROPHY DART MINIMUM GAMES PLAYED REQUIREMENTS

To be eligible for all-star point ave. & singles win %-age awards, you must play at least 66% of this season's projected games:

for Divisions "A", "C", "D", "E" and "G" (7 teams / division):

Singles win %-age: min. of 16 Singles Games Played

All-star pt. Average: min. of 32 Total Games Played

for Divisions "B" and "F" (8 teams / division):

Singles win %-age: min. of 19 Singles Games Played

All-star pt. Average: min. of 37 Total Games Played

PENALTY LOG

Preseason captains' meeting (5 pts.): Irish Ton (E),
The Neighborhood Dart Kinghts (G).

RDL WEBSITE - www.raleighdartleague.org

Webmaster: Matt Ridgway (of Trips Are For Kids)
contact him, if needed, at: meridgway84@gmail.com

CALENDAR OF EVENTS

- Sep. 1-3** **Washington Area Open**, Herndon, VA (ADO)
\$17,500; Westin - Washington-Dulles Aiport;
- Sat., Sep. 9** **NC City Dart League & NC Ladies' Cup**
NCCDL: LakeN@Ral, Pine@CapArea, Ashe@Dur,
PCity@ChHill, Boone@Pied, Jack@Wilm
NCLC: LakeN@Apex, Pine@CapArea, Ashe@Dur,
PCity@FuqVar, Char@Pied, Jack@Wilm
- Mon., Sep. 11** **Tourn. Setup Certification Return Deadline**
- Mon., Sep. 11** **Fall 2023 - 5th week captains' mtg.**; Upper
7:00-8:00 p.m. Deck; end of roster additions/replacements
this is also the night of the RDL Board mtg.
- Sep. 15-17** **Battle of Stones River**, (ADO) \$5,500+, TN
- Sep. 29 - Oct. 1** **32nd Annual NC State Championships**(yes,
this is only the 32nd tournament, not the 34th)
The Hawthorne Inn & Conference Center,
420 High Street SW, Winston-Salem 27101
- Mon., Oct. 23** **RDL Board Meeting**
- Oct. 27-29** **Ghost on the Coast** (USSDA) \$25,000, Sea
Mist Resort, Myrtle Beach, SC
- Nov. 4-5** **NCCDL/NCLC tournament weekend**
(NCCDL in Durham, NCLC in Pineville)
- Wed., Nov. 15 / 29, Dec. 6 - Fall 2023 RDL Div. Tournaments**
- Nov. 17-19** **35th Piedmont Dart Classic**, (ADO) \$5,000
The Hawthorne Inn & Conference Center,
420 High Street SW, Winston-Salem 27101
- Sat., Dec. 9** **Fall 2023 - Season Banquet**, location TBD
- Mon., Dec. 18** **RDL Board Meeting**
- Wed., Jan. 3** **Spring 2024 - RDL registration**, location TBD
- Wed., Jan. 17** **Spring 2024 - RDL capt's. mtg.**, location TBD
- Wed., Jan. 24** **start of Spring 2024 RDL matches**

Other Local Weekly Leagues

- Mondays** **Wake Forest Area Dart League**, Wake Forest
<https://www.facebook.com/groups/326939964601080/>
(this league isn't back on yet, but maybe soon?)
- Tuesdays** **Bull City Dart League**, Durham
<http://www.thebcdl.org/>
- Thursdays** **Triangle Dart League**, Chapel Hill
<https://www.ibiblio.org/ncdarts/tdl/>

Weekly Blind Draws - Over the years, many blind draws have come and gone. If any of these folds or if any others start up, please let me know and I'll update this list. Thanks.
(this one is double elim., \$5 entry, bar matches the pot...
extra \$50 if there are 32+ players, plus a triple shot !)

Fri., 8 pm **Upper Deck**, 919-460-1786, 329 N.Harrison
(this one is \$5 entry, double elim., 16 player cap for now)

Sun., 4 pm **Backstage Pub**, 919-859-5411, 401 Ashville Ave
(this one is \$5 entry, bar matches 150% if 16+ players !)

Sun., 6 pm **Sharky's Place**, 919-783-5448, 5800 Duraleigh
(this one is on hiatus until September 11th)

Mon., 7:30 pm **Neighborhood**, 919-377-2344, 301 N. Harrison
(this one is \$5 entry, bar matches up to \$100, plus an

alternating double/triple shot !) 2201 South Main Street,
Mon., 7 pm **Mackey's Pub**, 919-435-6018, Wake Forest

THIS WEEK'S MATCHES (Week 3)

Ring of Elements @ Lunatic Fringe (Upper Deck 13&15)	"A" Div.
Liver Alliance @ The Bullies (Upper Deck 9&11)	
Why So Serious? @ Put It on Matt's Tab (Mackey's Pub 1&2)	
BYE - Consistently Inconsistent	
Dart Attack @ Darty Minds (Cleveland - Garner 3&4)	"B" Div.
Trippin Bulls @ Raging Bulls Eyes (Benny's Billiards)	
Trips Are For Kids @ Iceman's (Upper Deck 3&4)	
Show Me Your Tips @ Double In, Uber Out (Pickled Onion #2 2&3)	
One Armed Bandits @ Dysfunc. Outlaws (Brass Tap 1&2)	"C" Div.
Rif Raf @ Nine Lives (High Park 5&6)	
DoubleIn Stumble Out @ Off Constantly-Reboot (Break Time)	
BYE - Darty Sanchez	
Shooter McGavin @ Bad Mutha Duckas (Snooker's 1&2)	"D" Div.
Reload @ Menace 2 Sobriety (High Park 1&2)	
Hump Day! @ DD-214 (Amer. Legion F-V 3&4)	
BYE - Cheap Shots	
Y.N.T.A. @ Red-eye Rangers (Sharky's Place 1&2)	"E" Div.
Ton 80 Proof @ Sharky's Machine (Sharky's Place 5&6)	
Village Idiots @ Death Throw (Hot Shots)	
BYE - Irish Ton	
That's What She Said @ Sofa Kings (Mac's Tavern)	"F" Div.
Bangin The Wire @ Dart Side of the Moon (Brewster's Pub 3&4)	
Shark Shooters @ Rippin Darts (Brass Tap 3&4)	
Liquor Possee @ Runs with Corks (Upper Deck 17&18)	
Nein Mark @ 21 Dart Salute (Amer. Legion F-V 1&2)	"G" Div.
Killer Dee's @ The Rock Bottoms (Pantana's Pool Hall)	
We're Sexy / Throw It! @ Triple Shots (Mackey's Pub 3&4)	
BYE - The Neighborhood Dart Knights	

NEXT WEEK'S MATCHES (Week 4)

Why So Serious? @ Ring of Elements (Upper Deck 13&15)	"A" Div.
Consist. Inconsistent @ Liver Alliance (Sharky's Place 3&4)	
Lunatic Fringe @ Put It on Matt's Tab (Mackey's Pub 1&2)	
BYE - The Bullies	
Show Me Your Tips @ Darty Minds (Cleveland - Garner 3&4)	"B" Div.
Iceman's @ Raging Bulls Eyes (Benny's Billiards)	
Trippin Bulls @ Trips Are For Kids (Upper Deck 1&2)	
Double In, Uber Out @ Dart Attack (The Pickled Pub)	
Off Constantly-Reboot @ Dysfunc. Outlaws (Brass Tap 1&2)	"C" Div.
Darty Sanchez @ Rif Raf (Pickled Onion #2 4&5)	
DoubleIn Stumble Out @ One Armed Bandits (Pantana's Pool Hall)	
BYE - Nine Lives	
Reload @ Shooter McGavin (Neighborhood 1&2)	"D" Div.
Bad Mutha Duckas @ Menace 2 Sobriety (High Park 1&2)	
Cheap Shots @ Hump Day! (Mackey's Pub 3&4)	
BYE - DD-214	
Red-eye Rangers @ Ton 80 Proof (High Park 3&4)	"E" Div.
Sharky's Machine @ Y.N.T.A. (Brewster's Pub 1&2)	
Irish Ton @ Village Idiots (Overtime Sports Pub)	
BYE - Death Throw	
That's What She Said @ Shark Shooters (Sharky's Place 5&6)	"F" Div.
Sofa Kings @ Runs with Corks (Upper Deck 17&18)	
Dart Side of the Moon @ Liquor Possee (The Big Easy)	
Rippin Darts @ Bangin The Wire (High Park 5&6)	
Neighbor.Dart Knights @ We're Sexy / Throw It! (Amer.Leg. F-V 3&4)	"G" Div.
The Rock Bottoms @ Nein Mark (Upper Deck 3&4)	
21 Dart Salute @ Killer Dee's (Pickled Onion #2 2&3)	
BYE - Triple Shots	

PREDICTIONS FOR THE WEEK

Ok, now here we go!! A big ol' 19-4 record last week!! And one of those four that I missed went all the way to 1001. That's a pretty strong week, if you ask me. Adding that to my decent first week, we now sit at a stout 35-11 (76.1% correct). And I'm at 5-3 or better in every division so far (get it together, F division), so I'm ok with all of it. Heck, I even nailed a shorthanded 12-10 outcome exactly last week. Oh, yeah, buddy.

Match of the week: (B Div.) Dart Attack @ Darty Minds. The Attack's heroic 501 run last week has set up a huge showdown among a pair of B's three undefeated squads. And while I love to build picks off a prior emotional boost, I think Darty Minds is just visiting B for a few months on their way back to A. And they're quite a decent A team, so I think that translates to being a great freakin' B team. I'll go with Darty, 15-9.

Match #2: (F Div.) Liquor Possee @ Runs with Corks. Oh, F is starting as a super-tight race, with no team averaging more than 14 so far (and that team isn't even one of the 2-0s). Squeezing out narrow victories in even matchups is going to be the hallmark of the eventual F champion. Is this the eventual top-two? I think I'll take the Corks in the last 501.

Matches #3 & #4: (A Div.) Ring of Elements @ Lunatic Fringe; Liver Alliance @ The Bullies. The A schedule is a little more "mixed" and less segmented than in some seasons, so we have the first round of monster matchups here in week 3 instead of waiting until week 5. All four of these teams are undefeated and averaging 15.5 or more, so the importance of this early night is pretty obvious. The overall talent of all the teams but Fringe is about the same as last season (and Fringe has gotten better rather than worse). Huge early matchups... I have to go with my own Element squad, 16-8; and I will assume that The Bullies show up in full form and handle their business as well, 16-8.

Match #5: (C Div.) One Armed Bandits @ Dysfunctional Outlaws. The Bandits rang up one big set last week, or else this would be two undefeated teams with nothing but nailbiter wins. The Bandits have their second win already (the Outlaws have had a bye already), but I'm thinking this one ends with both having two wins. Outlaws, 14-10.

Matches #6 & #7: (D Div.) Hump Day! @ DD-214; Reload @

Menace 2 Sobriety. Look at the match scores in D so far... nothing is going to come easy around these parts. DD and Menace are the only two undefeated teams left, and they've only played 3 matches between them. And Menace, at only 1-0 with 15 points, is the only D team not averaging below 14 so far. These are tough calls, but I think I'll start by sticking with DD-214 again, 13-11; and Reload tightens the pack a bit by handing Menace its first loss here, 13-11.

Match #8: (A Div.) Why So Serious? @ Put It on Matt's Tab. The current A division is one of the better incarnations of A from the past many years. And winning the right to stay among that upper echelon is a big deal. I'm thinking Serious squeezes this one, 13-11.

Match #9: (E Div.) Village Idiots @ Death Throw. Yep, the Idiots are only 1-1 and sitting in 4th place. But if you look closer, they're actually just one bad 501 set from taking out the Rangers and sitting in the lead pair. File me under "New Believers". Idiots climb, 14-10.

Match #10: (G Div.) Killer Dee's @ The Rock Bottoms. Is this the Dee's first venture into RDL victory land? Or is this where the Rock Bottoms re-enter the title chase in G? Well, likely neither since the Dart Knights are monsters, but the Bottoms start chasing 2nd, 15-9.

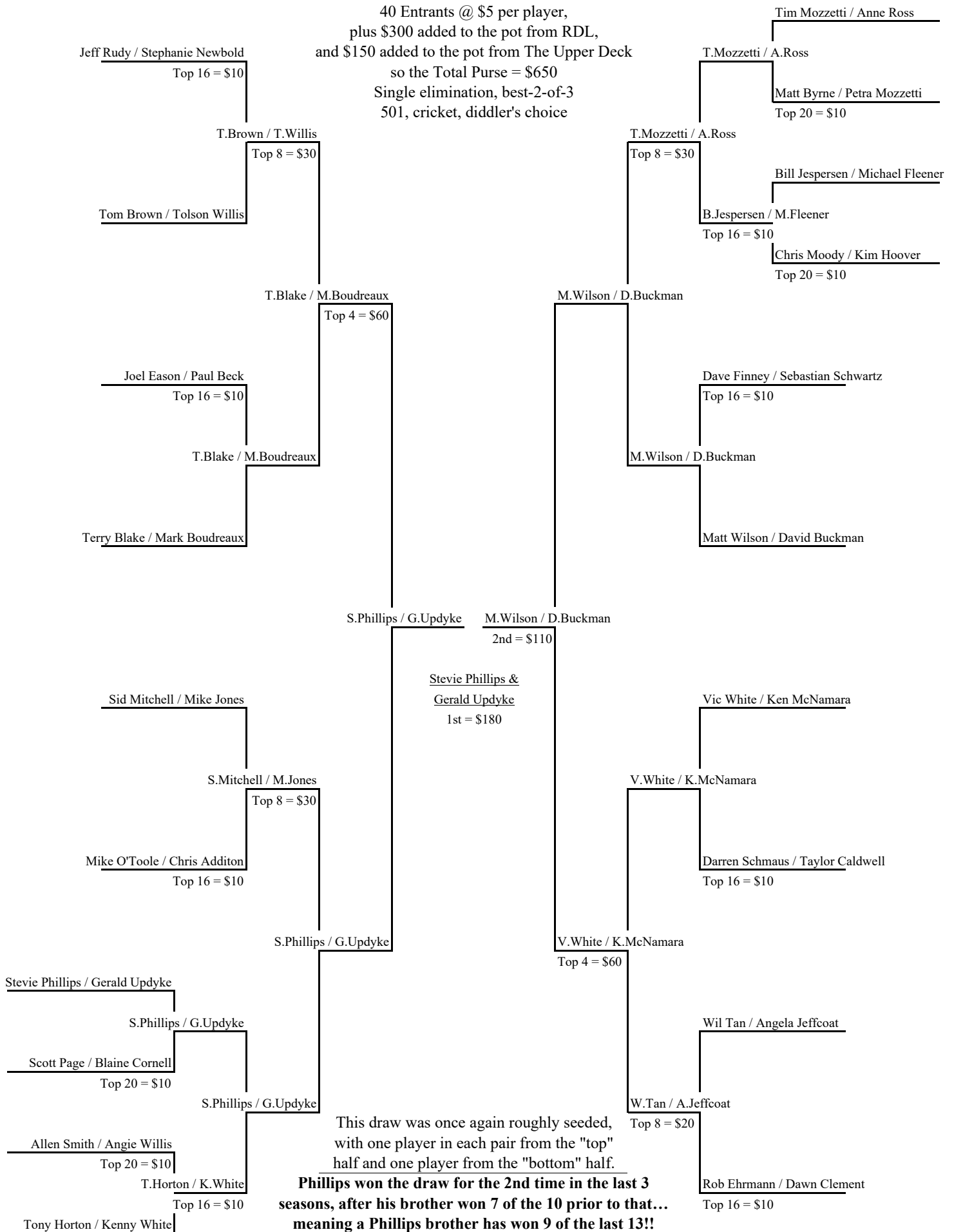
Match #11: (F Div.) That's What She Said @ Sofa Kings. Another super tight division with no team averaging above 14 per week. For these two 1-1 teams (sitting between three 2-0s and three 0-2s), this is a wildly pivotal swing point here in week 3. Sofa claims the 1001.

Match #12: (B Div.) Trips Are For Kids @ Iceman's. Kids sits 0-2 and in next to last... but they're only about 3 darts from being 2-0. Alas, I think a third close loss is on the horizon. Iceman's, 14-10.

And the remaining 11 matches, sorted by division:
 B Division: Raging Bulls 14, Trippin Bulls 10; Show Me Your Tips... ummm, present?, Uber Out... maybe mostly absent?
 C Division: Nine Lives 12, Rif Raf 10; Stumble Out 16, Constantly 8.
 D Division: Shooter McGavin 13, Bad Mutha Duckas 11.
 E Division: Rangers 17, Y.N.T.A. 7; Machine 14, Ton 80 Proof 10.
 F Division: Dart Side 15, Bangin 9; Rippin 14, Shark Shooters 10.
 G Division: Nein Mark 16, Salute 8; We Throw It 15, Triple Shots 9.

Spring 2023 RDL Banquet Blind Draw Results

40 Entrants @ \$5 per player,
 plus \$300 added to the pot from RDL,
 and \$150 added to the pot from The Upper Deck
 so the Total Purse = \$650
 Single elimination, best-2-of-3
 501, cricket, diddler's choice



This draw was once again roughly seeded,
 with one player in each pair from the "top"
 half and one player from the "bottom" half.
**Phillips won the draw for the 2nd time in the last 3
 seasons, after his brother won 7 of the 10 prior to that...
 meaning a Phillips brother has won 9 of the last 13!!**

Also, once again a bunch of money was added to the pot, and again was
 so much that every player, win or lose, got at least his/her entry fee back!

Washington Area Open



\$17,500



September 1st – 3rd, 2023

Signups for all events end 10 minutes prior to listed start time.


	EVENT	TIME	Entry Fee	First	Second	Top 4	Top 8	Top 16	Total
FRIDAY	 Congressional <small>Championship Darts Corporation</small>	2:00pm		Pre-registration will be available at www.champdarts.com ; Not part of tournament Pre-registration.					
	Open Singles 501/Cricket/CC	6:30pm	\$20	\$390	\$190	\$90	\$50	\$30	\$1,200
	501 LOD	9:00pm	\$10	\$380	\$180	\$90	\$50	\$30	\$1,180
SATURDAY	Mixed Trips 601	11:00am	\$45/team	\$600	\$300	\$150	\$75	\$45	\$1,860
	Men's Doubles 501	1:30pm	\$30/team	\$530	\$260	\$130	\$70	\$40	\$1,650
	Ladies Singles 501	2:30pm	\$25*	\$500	\$250	\$125	\$65	\$35	\$1,540
	Men's Singles 501	4:30pm	\$25*	\$580	\$290	\$145	\$75	\$40	\$1,780
	Ladies Doubles 501	5:30pm	\$30/team	\$390	\$200	\$100	\$60	\$40	\$1,350
SUNDAY	Mixed Doubles 501	10:30am	\$30/team	\$390	\$190	\$100	\$60	\$40	\$1,340
	Ladies Doubles Cricket	1:00pm	\$30/team	\$360	\$180	\$90	\$60	\$40	\$1,280
	Men's Singles Cricket	1:30pm	\$25*	\$520	\$260	\$130	\$70	\$35	\$1,600
	Ladies Singles Cricket	3:00pm	\$25*	\$350	\$190	\$120	\$65	\$35	\$1,320
	Men's Doubles Cricket	3:30pm	\$30/team	\$440	\$240	\$120	\$60	\$30	\$1,400

*Includes \$2/ea ADO and WDF (501 only) Sanctioning Fee – Men's 501 Singles is best of 5 through T32; best of 7 through Semifinal; Final is best of 9 – Ladies 501 Singles is best of 5 through T16; best of 7 through Final – Open Singles Final will be best of 5 legs (501, Ckt, 501, Ckt, CC if necessary)

Youth Events: CDC Junior Tour Events running during the weekend. See www.champdarts.com for more information.



Dart supplies and Stanchions provided by:



Proudly Supporting



Tournament Webpage



\$99 ****NEW VENUE****


WESTIN – WASHINGTON DULLES AIRPORT

2520 WASSER TERRACE HERNDON, VA 20171

www.marriott.com

Reserve by 8/18 for the darters rate

GROUP CODE: 00591XD or reference WASHINGTON AREA DARTS ASSOCIATION when calling 703-793-3366



WDF 501 Singles – No Alcohol, Hats or Headphones on streaming board. WDF seeding will be followed.

Pre-Register & Save

\$128 Covers all Events – No refunds for events not played. Pay online by 8/26 at www.wadadarts.org or send payment to WADA at 4201 Wilson Blvd #110-312, Arlington, VA 22203

Tournament Director : Ronda Daly questions/concerns email tournamentdir@wadadarts.org

Fall 2023 RDL Top Singles+Doubles Records (by division) (through week 2)

(There are no missing statistics, as all scoresheets have been received.) (Game mins. required for these listings: 4 for divs. B & F, 2 for all other divs.)

"A" Division		W	L	%-age	
1	Massengill, Chad	A1/ Ring of Elements	4	0	1.000
	Persson, Kenny	A1/ Ring of Elements	4	0	1.000
	Phillips, Robbie	A1/ Ring of Elements	4	0	1.000
	Phillips, Stevie	A1/ Ring of Elements	4	0	1.000
	Smith, Allen	A1/ Ring of Elements	4	0	1.000
	Tan, Wil	A1/ Ring of Elements	4	0	1.000
	Lange, Cody	A3/ Liver Alliance	3	0	1.000
	Parker, Charles	A3/ Liver Alliance	2	0	1.000
9	Brown, Matt	A2/ The Bullies	7	1	0.875
	Cusher, Dean	A2/ The Bullies	7	1	0.875
	Foushee, Kevin	A2/ The Bullies	7	1	0.875
	Gibson, Pat	A2/ The Bullies	7	1	0.875
	Jones, Jimmie	A2/ The Bullies	7	1	0.875
14	(three tied)	A4/ Lunatic Fringe	6	1	0.857

"B" Division		W	L	%-age	
1	Venable, Mike	B1/ Darty Minds	5	0	1.000
2	Chalmers, Alan	B5/ Dart Attack	7	1	0.875
	Joyal, Paul	B7/ Show Me Your Tips	7	1	0.875
4	Martin, Pat	B1/ Darty Minds	5	1	0.833
	Reitano, Sal	B1/ Darty Minds	5	1	0.833
6	Bialaszewski, Rich	B7/ Show Me Your Tips	6	2	0.750
	Blake, Terry	B7/ Show Me Your Tips	6	2	0.750
	Lindsey, Roy	B2/ Raging Bulls Eyes	6	2	0.750
	Massengill, Randy	B1/ Darty Minds	6	2	0.750
	Raquet, Mike	B7/ Show Me Your Tips	6	2	0.750
	Stoy, Carson	B5/ Dart Attack	6	2	0.750
	(five tied)		3	1	0.750

"C" Division		W	L	%-age	
1	McQueen, Jamie	C4/ Double In Stumble Out	8	0	1.000
	Tant, J.J.	C1/ Dysfunctional Outlaws	4	0	1.000
3	Eastmead, Phillip	C4/ Double In Stumble Out	7	1	0.875
	Murphy, Phil	C7/ One Armed Bandits	7	1	0.875
	Trefzger, Ken	C7/ One Armed Bandits	7	1	0.875
6	Romanchek, David	C3/ Nine Lives	4	1	0.800
7	Goodrich, Brett	C2/ Darty Sanchez	3	1	0.750
	Richardson, Shane	C7/ One Armed Bandits	3	1	0.750
	Smith, Brian	C1/ Dysfunctional Outlaws	3	1	0.750
	Smith, Tyler	C3/ Nine Lives	3	1	0.750
11	Lueneburg, Randy	C6/ Off Constantly-Reboot	6	3	0.667
	Stroud, Zach	C2/ Darty Sanchez	2	1	0.667
13	(five tied)		5	3	0.625

"D" Division		W	L	%-age	
1	Long, Gary	D5/ Reload	2	0	1.000
2	Valez, Jose	D5/ Reload	7	1	0.875
3	Baldwin, Randy	D7/ Hump Day!	6	1	0.857
4	Gardner, Mike	D5/ Reload	5	1	0.833
5	Buckman, Dave	D4/ Cheap Shots	7	2	0.778
6	Gartland, James	D2/ Menace 2 Sobriety	3	1	0.750
	Lalino, Steve	D6/ Bad Mutha Duckas	3	1	0.750
	Price, Brady	D2/ Menace 2 Sobriety	3	1	0.750
	Rogers, Spencer	D2/ Menace 2 Sobriety	3	1	0.750
	Stewart, Kevin	D1/ Shooter McGavin	3	1	0.750
11	Beard, Tommy	D3/ DD-214	5	2	0.714
	Owen, Hal	D3/ DD-214	5	2	0.714
13	(five tied)		2	1	0.667

"E" Division		W	L	%-age	
1	Cody, Dan	E3/ Irish Ton	4	0	1.000
	Fuller, Geoff	E2/ Sharky's Machine	2	0	1.000
	Kunesh, Joe	E1/ Red-eye Rangers	2	0	1.000
	Rouse, Chuck	E1/ Red-eye Rangers	2	0	1.000
5	Kotecki, Phil	E6/ Ton 80 Proof	6	1	0.857
6	Bosier, Sean	E4/ Death Throw	6	2	0.750
	Cominole, Jeremy	E3/ Irish Ton	6	2	0.750
	Mathews, Dave	E4/ Death Throw	6	2	0.750
	Frederickson, David	E6/ Ton 80 Proof	3	1	0.750
	Kirkpatrick, Scott	E1/ Red-eye Rangers	3	1	0.750
	Schaefer, Michael	E2/ Sharky's Machine	3	1	0.750
12	Gagner, Chris	E6/ Ton 80 Proof	4	2	0.667
	Jones, Nick	E7/ Village Idiots	4	2	0.667
	(three tied)		2	1	0.667

"F" Division		W	L	%-age	
1	Sweet, Jim	F7/ Runs with Corks	8	0	1.000
2	Campbell, Aaron	F2/ Sofa Kings	7	1	0.875
	Carter, Danny	F1/ That's What She Said	7	1	0.875
	McDonald, Chase	F6/ Rippin Darts	7	1	0.875
5	Barnes, Adam	F8/ Liquor Possee	6	1	0.857
6	DiCaprio, Al	F3/ Dart Side of the Moon	4	1	0.800
7	Keim, Roger	F2/ Sofa Kings	6	2	0.750
	Sweet, Phyllis	F7/ Runs with Corks	6	2	0.750
	Wood, Connor	F6/ Rippin Darts	6	2	0.750
	Moulden, Jeremy	F1/ That's What She Said	3	1	0.750
11	Blanes, Silver	F8/ Liquor Possee	5	2	0.714
	Toko, Jeff	F3/ Dart Side of the Moon	5	2	0.714
13	Fleener, Michael	F7/ Runs with Corks	4	2	0.667
	Wojciechowski, Brade	F2/ Sofa Kings	4	2	0.667
15	(three tied)		5	3	0.625

"G" Division		W	L	%-age	
1	Updyke, Gerald	G2/ Nein Mark	8	0	1.000
	Bohanan, Heather	G4/ We're Sexy & We Throw	4	0	1.000
	Jones, Mike	G4/ We're Sexy & We Throw	4	0	1.000
	McNamara, Ken	G4/ We're Sexy & We Throw	4	0	1.000
5	Amos, Terron	G1/ The Neighborhood Dart F	7	1	0.875
6	Lefebvre, C.J.	G1/ The Neighborhood Dart F	6	1	0.857
7	Owens, Mike	G5/ Triple Shot	4	1	0.800
8	Swepson, Jerrell	G1/ The Neighborhood Dart F	6	2	0.750
	Balint, Joey	G4/ We're Sexy & We Throw	3	1	0.750
	Markham, Jared	G1/ The Neighborhood Dart F	3	1	0.750
11	Millham, Mark	G1/ The Neighborhood Dart F	5	2	0.714
12	Hawks, Michael	G3/ The Rock Bottoms	4	2	0.667
	Ehrmann, Rob	G6/ Killer Dee's	2	1	0.667
	Morlando, Jim	G4/ We're Sexy & We Throw	2	1	0.667
	Ross, Anne	G4/ We're Sexy & We Throw	2	1	0.667

Women's Records		W	L	%-age	
(# by div.: A-1, B-3, C-2, D-0, E-3, F-11, G-16)					
A	Wilson, Samantha	A7/ Put It on Matt's Tab	0	8	0.000
B	Rosenfeld, Leslie	B8/ Trippin Bulls	3	5	0.375
	Blackwelder, Deb	B3/ Trips Are For Kids	1	3	0.250
C	Blackwelder, Allyson	C6/ Off Constantly-Reboot	4	5	0.444
E	Mathews, Olivia	E4/ Death Throw	5	3	0.625
	Mathews, Theresa	E4/ Death Throw	3	2	0.600
	Sweet, Phyllis	F7/ Runs with Corks	6	2	0.750
F	Caldwell, Taylor	F1/ That's What She Said	3	3	0.500
	Mitchell, Liz	F5/ Shark Shooters	3	3	0.500
	Stacy, Michelle	F5/ Shark Shooters	2	2	0.500
	Bohanan, Heather	G4/ We're Sexy & We Throw	4	0	1.000
	Ross, Anne	G4/ We're Sexy & We Throw	2	1	0.667
G	Hager, Ginny	G3/ The Rock Bottoms	4	3	0.571
	(five tied)				0.500

Fall 2023 RDL Top All-Star Point Averages (by division) (through week 2)

(There are no missing statistics, as all scoresheets have been received.) (Game mins. required for these listings: 4 for divs. B & F, 2 for all other divs.)

		"A" Division			
		ASP	TGP	Ave.	
1	Phillips, Robbie	A1/ Ring of Elements	14.0	4	3.500
2	Gauthier, Kyle	A3/ Liver Alliance	9.0	4	2.250
3	Gibson, Pat	A2/ The Bullies	17.5	8	2.188
4	Parker, Charles	A3/ Liver Alliance	4.0	2	2.000
5	Mozzetti, Tim	A4/ Lunatic Fringe	12.5	7	1.786
6	Phillips, Stevie	A1/ Ring of Elements	7.0	4	1.750
7	Mitchell, Sid	A4/ Lunatic Fringe	11.5	7	1.643
8	Finney, Dave	A4/ Lunatic Fringe	11.0	7	1.571
9	Jones, Jimmie	A2/ The Bullies	11.0	8	1.375
	Vaughan, Aaron	A3/ Liver Alliance	5.5	4	1.375
11	Johnson, Michael	A2/ The Bullies	9.5	8	1.188
12	Tan, Wil	A1/ Ring of Elements	4.5	4	1.125
13	(four tied)				1.000

		"B" Division			
		ASP	TGP	Ave.	
1	Chalmers, Alan	B5/ Dart Attack	15.0	8	1.875
2	Massengill, Randy	B1/ Darty Minds	12.0	8	1.500
	Palmer, Matt	B6/ Iceman's	10.5	7	1.500
	Page, Scott	B6/ Iceman's	6.0	4	1.500
5	Merkle, Patrick	B3/ Trips Are For Kids	9.5	7	1.357
6	Powell, Lee	B7/ Show Me Your Tips	9.5	8	1.188
7	Reitano, Sal	B1/ Darty Minds	7.0	6	1.167
8	Bushman, Brad	B7/ Show Me Your Tips	4.5	4	1.125
	Jackson, Barry	B4/ Double In, Uber Out	4.5	4	1.125
10	Martin, Pat	B1/ Darty Minds	6.0	6	1.000
	O'Toole, Mike	B2/ Raging Bulls Eyes	6.0	6	1.000
12	Stoy, Carson	B5/ Dart Attack	7.5	8	0.938
13	Ridgway, Matt	B3/ Trips Are For Kids	6.5	7	0.929
14	Jobe, Crawford	B1/ Darty Minds	4.5	5	0.900
15	(four tied)		7.0	8	0.875

		"C" Division			
		ASP	TGP	Ave.	
1	Butters, Kent	C4/ Double In Stumble Out	8.5	8	1.063
2	Robinson, Mike	C2/ Darty Sanchez	8.0	8	1.000
	Tant, J.J.	C1/ Dysfunctional Outlaws	4.0	4	1.000
4	Olson, Kevin	C6/ Off Constantly-Reboot	7.0	9	0.778
5	Trefzger, Eric	C2/ Darty Sanchez	6.0	8	0.750
	Collier, Chris	C2/ Darty Sanchez	4.5	6	0.750
	Crumpler, Greg	C4/ Double In Stumble Out	3.0	4	0.750
	Murray, Shane	C1/ Dysfunctional Outlaws	3.0	4	0.750
	Reid, Chris	C5/ Rif Raf	3.0	4	0.750
10	Lueneburg, Randy	C6/ Off Constantly-Reboot	6.5	9	0.722
11	McQueen, Jamie	C4/ Double In Stumble Out	5.5	8	0.688
12	Wernet, Brad	C2/ Darty Sanchez	2.0	3	0.667
13	Eastmead, Phillip	C4/ Double In Stumble Out	5.0	8	0.625
	Goodrich, Brett	C2/ Darty Sanchez	2.5	4	0.625
15	Romanchek, David	C3/ Nine Lives	3.0	5	0.600

		"D" Division			
		ASP	TGP	Ave.	
1	Sautter, Scott	D1/ Shooter McGavin	5.0	4	1.250
2	Beaird, Tommy	D3/ DD-214	8.0	7	1.143
3	Arnold, Jimmy	D5/ Reload	8.0	8	1.000
	Baldwin, Randy	D7/ Hump Day!	7.0	7	1.000
	Bouchard, Keith	D2/ Menace 2 Sobriety	3.0	3	1.000
6	Jones, Dustin	D5/ Reload	7.0	8	0.875
7	Thomas, Joe	D3/ DD-214	6.0	7	0.857
8	Limerick, Jeremy	D3/ DD-214	2.5	3	0.833
9	Samaluk, Somchai	D6/ Bad Mutha Duckas	6.5	8	0.813
10	Long, Robert	D5/ Reload	4.5	6	0.750
	Price, Brady	D2/ Menace 2 Sobriety	3.0	4	0.750
12	Guenther, George	D3/ DD-214	2.0	3	0.667
13	Teegarden, Travis	D3/ DD-214	4.5	7	0.643
14	Bunn, Tim	D7/ Hump Day!	5.0	8	0.625
	(three tied)		2.5	4	0.625

		"E" Division			
		ASP	TGP	Ave.	
1	Haywood, Eric	E7/ Village Idiots	8.5	7	1.214
2	Vivod, Josh	E7/ Village Idiots	4.5	4	1.125
3	Barrett, Darren	E2/ Sharky's Machine	3.0	3	1.000
	Zuttel, Paul	E6/ Ton 80 Proof	3.0	3	1.000
	Fuller, Geoff	E2/ Sharky's Machine	2.0	2	1.000
6	Kirkpatrick, Scott	E1/ Red-eye Rangers	3.5	4	0.875
7	Jones, Nick	E7/ Village Idiots	5.0	6	0.833
	Kruger, Lonny	E2/ Sharky's Machine	2.5	3	0.833
	Schaefer, John	E2/ Sharky's Machine	2.5	3	0.833
10	Ball, Pat	E3/ Irish Ton	6.0	8	0.750
	Baugher, Mark	E7/ Village Idiots	6.0	8	0.750
	Barletta, Phil	E5/ Y.N.T.A.	4.5	6	0.750
13	Willis, Tolson	E4/ Death Throw	2.5	4	0.625
14	(six tied)				0.500

		"F" Division			
		ASP	TGP	Ave.	
1	Keim, Roger	F2/ Sofa Kings	10.0	8	1.250
2	McDonald, Chase	F6/ Rippin Darts	8.0	8	1.000
3	Tisdale, Brian	F3/ Dart Side of the Moon	3.5	4	0.875
4	Leonard, Mike	F5/ Shark Shooters	6.0	7	0.857
5	Pickel, Cameron	F6/ Rippin Darts	5.0	6	0.833
6	Carter, Danny	F1/ That's What She Said	6.5	8	0.813
7	Adams, Doug	F1/ That's What She Said	5.5	7	0.786
	Barnes, Adam	F8/ Liquor Possee	5.5	7	0.786
9	Musil, Dylan	F3/ Dart Side of the Moon	6.0	8	0.750
	Stark, Parker	F4/ Bangin The Wire	6.0	8	0.750
	Graber, Shawn	F5/ Shark Shooters	4.5	6	0.750
12	Couch, Amber	F7/ Runs with Corks	3.5	5	0.700
	Roseman, Sean	F3/ Dart Side of the Moon	3.5	5	0.700
14	Bowen, Andy	F4/ Bangin The Wire	5.0	8	0.625
	Sweet, Phyllis	F7/ Runs with Corks	5.0	8	0.625

		"G" Division			
		ASP	TGP	Ave.	
1	Swepson, Jerrell	G1/ The Neighborhood Dart F	8.5	8	1.063
2	Ehrmann, Rob	G6/ Killer Dee's	3.0	3	1.000
3	Lefebvre, C.J.	G1/ The Neighborhood Dart F	4.5	7	0.643
4	McMillan, Evan	G3/ The Rock Bottoms	3.0	5	0.600
5	Amos, Terron	G1/ The Neighborhood Dart F	4.5	8	0.563
	Wrenn, Cameron	G2/ Nein Mark	4.5	8	0.563
7	Schaefer, Pat	G1/ The Neighborhood Dart F	3.5	7	0.500
	Palmer, Nita	G7/ 21 Dart Salute	1.5	3	0.500
9	Pender, Aime	G2/ Nein Mark	3.5	8	0.438
10	Hawks, Michael	G3/ The Rock Bottoms	2.5	6	0.417
11	Lang, John	G2/ Nein Mark	3.0	8	0.375
	Balint, Joey	G4/ We're Sexy & We Throw	1.5	4	0.375
	Henson, Roy	G7/ 21 Dart Salute	1.5	4	0.375
14	Clark, Chad	G7/ 21 Dart Salute	2.5	7	0.357
	Hager, Ginny	G3/ The Rock Bottoms	2.5	7	0.357

		Women's Records			
		(# by div.: A-1, B-3, C-2, D-0, E-3, F-11, G-16)			
		ASP	TGP	Ave.	
A	Wilson, Samantha	A7/ Put It on Matt's Tab	2.5	8	0.313
B	Blackwelder, Deb	B3/ Trips Are For Kids	0.0	4	0.000
	Rosenfeld, Leslie	B8/ Trippin Bulls	0.0	8	0.000
C	Blackwelder, Allyson	C6/ Off Constantly-Reboot	4.0	9	0.444
E	Mathews, Olivia	E4/ Death Throw	3.5	8	0.438
	Mathews, Theresa	E4/ Death Throw	2.0	5	0.400
F	Couch, Amber	F7/ Runs with Corks	3.5	5	0.700
	Sweet, Phyllis	F7/ Runs with Corks	5.0	8	0.625
	Stacy, Michelle	F5/ Shark Shooters	2.0	4	0.500
	Clement, Dawn	F1/ That's What She Said	2.5	6	0.417
G	Palmer, Nita	G7/ 21 Dart Salute	1.5	3	0.500
	Pender, Aime	G2/ Nein Mark	3.5	8	0.438
	Hager, Ginny	G3/ The Rock Bottoms	2.5	7	0.357
	Newton, Tamara	G5/ Triple Shot	2.0	7	0.286

	Singles 301	Singles Cricket	Singles Record	Singles Win %-age	Doubles Cricket	Doubles 501	Doubles Record	Doubles Win %-age	Sngls + Dbls Record	Sngls + Dbls Win %-age	Tiebreaker Ws	Tiebreaker Ls	All-Star Points	Games Played	All-Star Point Average	Matches Played
A1/ Ring of Elements	6 0	6 0	12 0	1.000	3 0	3 0	6 0	1.000	24 0	1.000	0 0	0 0	34.0	24	1.417	
A 10 Kilts, Jason	0 0	0 0	0 0	---	0 0	0 0	0 0	---	0 0	---	0 0	0 0	0.0	0	---	0
A 11 Brown, Tom	0 0	0 0	0 0	---	0 0	0 0	0 0	---	0 0	---	0 0	0 0	0.0	0	---	0
A 12 Jacobi, Paul	0 0	0 0	0 0	---	0 0	0 0	0 0	---	0 0	---	0 0	0 0	0.0	0	---	0
A 13 Massengill, Chad	1 0	1 0	2 0	1.000	1 0	1 0	2 0	1.000	4 0	1.000	0 0	0 0	4.0	4	1.000	1
A 14 Minty, Ross	0 0	0 0	0 0	---	0 0	0 0	0 0	---	0 0	---	0 0	0 0	0.0	0	---	0
A 15 Persson, Kenny	1 0	1 0	2 0	1.000	1 0	1 0	2 0	1.000	4 0	1.000	0 0	0 0	2.5	4	0.625	1
A 16 Phillips, Robbie	1 0	1 0	2 0	1.000	1 0	1 0	2 0	1.000	4 0	1.000	0 0	0 0	14.0	4	3.500	1
A 17 Phillips, Stevie	1 0	1 0	2 0	1.000	1 0	1 0	2 0	1.000	4 0	1.000	0 0	0 0	7.0	4	1.750	1
A 18 Smith, Allen	1 0	1 0	2 0	1.000	1 0	1 0	2 0	1.000	4 0	1.000	0 0	0 0	2.0	4	0.500	1
A 19 Tan, Wil	1 0	1 0	2 0	1.000	1 0	1 0	2 0	1.000	4 0	1.000	0 0	0 0	4.5	4	1.125	1
A2/ The Bullies	9 3	11 1	20 4	0.833	4 2	6 0	10 2	0.833	40 8	0.833	0 0	0 0	59.5	48	1.240	
A 20 Cusher, Dean	1 1	2 0	3 1	0.750	2 0	2 0	4 0	1.000	7 1	0.875	0 0	0 0	7.5	8	0.938	2
A 21 Brown, Matt	2 0	2 0	4 0	1.000	1 1	2 0	3 1	0.750	7 1	0.875	0 0	0 0	6.5	8	0.813	2
A 22 Denton, Mike	0 0	0 0	0 0	---	0 0	0 0	0 0	---	0 0	---	0 0	0 0	0.0	0	---	0
A 23 Elder, Craig	0 0	0 0	0 0	---	0 0	0 0	0 0	---	0 0	---	0 0	0 0	0.0	0	---	0
A 24 Foushee, Kevin	2 0	2 0	4 0	1.000	1 1	2 0	3 1	0.750	7 1	0.875	0 0	0 0	7.5	8	0.938	2
A 25 Gibson, Pat	1 1	2 0	3 1	0.750	2 0	2 0	4 0	1.000	7 1	0.875	0 0	0 0	17.5	8	2.188	2
A 26 Johnson, Michael	1 1	1 1	2 2	0.500	1 1	2 0	3 1	0.750	5 3	0.625	0 0	0 0	9.5	8	1.188	2
A 27 Jones, Jimmie	2 0	2 0	4 0	1.000	1 1	2 0	3 1	0.750	7 1	0.875	0 0	0 0	11.0	8	1.375	2
A 28 Naylor, Dan	0 0	0 0	0 0	---	0 0	0 0	0 0	---	0 0	---	0 0	0 0	0.0	0	---	0
A 29 Spellman, Alex	0 0	0 0	0 0	---	0 0	0 0	0 0	---	0 0	---	0 0	0 0	0.0	0	---	0
A3/ Liver Alliance	1 5	5 1	6 6	0.500	3 0	3 0	6 0	1.000	18 6	0.750	0 0	0 0	26.5	24	1.104	
A 30 Parker, Charles	1 0	0 0	1 0	1.000	0 0	1 0	1 0	1.000	2 0	1.000	0 0	0 0	4.0	2	2.000	1
A 31 Keller, Tony	0 1	0 1	0 2	0.000	1 0	0 0	1 0	1.000	1 2	0.333	0 0	0 0	0.0	3	0.000	1
A 32 Jones, Grey	0 1	1 0	1 1	0.500	1 0	1 0	2 0	1.000	3 1	0.750	0 0	0 0	4.0	4	1.000	1
A 33 Gauthier, Kyle	0 1	1 0	1 1	0.500	1 0	1 0	2 0	1.000	3 1	0.750	0 0	0 0	9.0	4	2.250	1
A 34 Seward, Mike	0 1	1 0	1 1	0.500	1 0	1 0	2 0	1.000	3 1	0.750	0 0	0 0	2.0	4	0.500	1
A 35 Fischlein, Kris	0 0	0 0	0 0	---	0 0	0 0	0 0	---	0 0	---	0 0	0 0	0.0	0	---	0
A 36 Lange, Cody	0 0	1 0	1 0	1.000	1 0	1 0	2 0	1.000	3 0	1.000	0 0	0 0	2.0	3	0.667	1
A 37 Vaughan, Aaron	0 1	1 0	1 1	0.500	1 0	1 0	2 0	1.000	3 1	0.750	0 0	0 0	5.5	4	1.375	1
A 38 Dillon, Matt	0 0	0 0	0 0	---	0 0	0 0	0 0	---	0 0	---	0 0	0 0	0.0	0	---	0
A4/ Lunatic Fringe	7 5	10 2	17 7	0.708	4 2	3 3	7 5	0.583	31 17	0.646	0 0	0 0	50.0	48	1.042	
A 40 Eason, Joel	1 1	1 0	2 1	0.667	1 1	1 1	2 2	0.500	4 3	0.571	0 0	0 0	4.0	7	0.571	2
A 41 Badger, Steve	1 0	0 1	1 1	0.500	0 0	0 1	0 1	0.000	1 2	0.333	0 0	0 0	2.5	3	0.833	1
A 42 Bakowski, Adam	0 2	1 1	1 3	0.250	1 0	1 1	2 1	0.667	3 4	0.429	0 0	0 0	2.0	7	0.286	2
A 43 Finney, Dave	2 0	2 0	4 0	1.000	1 1	1 0	2 1	0.667	6 1	0.857	0 0	0 0	11.0	7	1.571	2
A 44 Klann, Eric	0 1	1 0	1 1	0.500	1 0	0 0	1 0	1.000	2 1	0.667	0 0	0 0	3.0	3	1.000	1
A 45 Mitchell, Sid	1 0	2 0	3 0	1.000	1 1	2 0	3 1	0.750	6 1	0.857	0 0	0 0	11.5	7	1.643	2
A 46 Mozzetti, Tim "Tex"	1 0	2 0	3 0	1.000	2 0	1 1	3 1	0.750	6 1	0.857	0 0	0 0	12.5	7	1.786	2
A 47 Zawrotniak, Joe	1 1	1 0	2 1	0.667	1 1	0 2	1 3	0.250	3 4	0.429	0 0	0 0	3.5	7	0.500	2
A5/ Consistently Inconsistent	5 7	1 11	6 18	0.250	2 4	2 4	4 8	0.333	14 34	0.292	0 0	0 0	24.5	48	0.510	
A 50 Grubb, Ed	1 0	0 1	1 1	0.500	0 1	1 1	1 2	0.333	2 3	0.400	0 0	0 0	1.5	5	0.300	2
A 51 Bass, Joe	1 1	0 2	1 3	0.250	0 2	0 1	0 3	0.000	1 6	0.143	0 0	0 0	2.0	7	0.286	2
A 52 McNamara, Tim	0 2	1 1	1 3	0.250	2 0	0 2	2 2	0.500	3 5	0.375	0 0	0 0	5.5	8	0.688	2
A 53 Schmaus, Darren	0 2	0 2	0 4	0.000	0 2	1 1	1 3	0.250	1 7	0.125	0 0	0 0	4.0	8	0.500	2
A 54 Danias, Tony	2 0	0 2	2 2	0.500	0 2	1 1	1 3	0.250	3 5	0.375	0 0	0 0	1.5	8	0.188	2
A 55 Gibbs, Keith	0 1	0 1	0 2	0.000	1 0	0 1	1 1	0.500	1 3	0.250	0 0	0 0	3.0	4	0.750	1
A 56 Hall, Mike	1 1	0 2	1 3	0.250	1 1	1 1	2 2	0.500	3 5	0.375	0 0	0 0	7.0	8	0.875	2
A 57 Healy, Simon	0 0	0 0	0 0	---	0 0	0 0	0 0	---	0 0	---	0 0	0 0	0.0	0	---	0
A6/ Why So Serious?	3 9	2 10	5 19	0.208	2 4	1 5	3 9	0.250	11 37	0.229	0 0	0 0	21.5	48	0.448	
A 60 Cannizzaro, Anthony	0 0	0 0	0 0	---	0 0	0 0	0 0	---	0 0	---	0 0	0 0	0.0	0	---	0
A 61 Cole, Mike	0 2	1 1	1 3	0.250	1 1	0 2	1 3	0.250	2 6	0.250	0 0	0 0	8.0	8	1.000	2
A 62 Bracco, Michael	2 0	1 1	3 1	0.750	1 1	0 1	1 2	0.333	4 3	0.571	0 0	0 0	6.5	7	0.929	2
A 63 Rice, Teddy	0 0	0 1	0 1	0.000	1 0	0 1	1 1	0.500	1 2	0.333	0 0	0 0	0.0	3	0.000	1
A 64 Rice, Derek	0 1	0 2	0 3	0.000	0 1	0 2	0 3	0.000	0 6	0.000	0 0	0 0	2.0	6	0.333	2
A 65 Havens, Lincoln	1 1	0 2	1 3	0.250	0 2	0 1	0 3	0.000	1 6	0.143	0 0	0 0	2.0	7	0.286	2
A 66 Cannizzaro, Tyler	0 1	0 1	0 2	0.000	0 0	1 0	1 0	1.000	1 2	0.333	0 0	0 0	0.0	3	0.000	1
A 67 White, Vic	0 2	0 2	0 4	0.000	1 1	0 2	1 3	0.250	1 7	0.125	0 0	0 0	0.0	8	0.000	2
A 68 Leonard, Bill	0 2	0 0	0 2	0.000	0 2	1 1	1 3	0.250	1 5	0.167	0 0	0 0	3.0	6	0.500	2
A7/ Put It on Matt's Tab	5 7	1 11	6 18	0.250	0 6	0 6	0 12	0.000	6 42	0.125	0 0	0 0	23.0	48	0.479	
A 70 Tompkins, Charles	1 1	0 2	1 3	0.250	0 2	0 2	0 4	0.000	1 7	0.125	0 0	0 0	5.5	8	0.688	2
A 71 Wilson, Matt	1 1	0 2	1 3	0.250	0 2	0 2	0 4	0.000	1 7	0.125	0 0	0 0	7.0	8	0.875	2
A 72 Wilson, Samantha	0 2	0 2	0 4	0.000	0 2	0 2	0 4	0.000	0 8	0.000	0 0	0 0	2.5	8	0.313	2
A 73 Kerr, Jim	1 1	1 1	2 2	0.500	0 2	0 2	0 4	0.000	2 6	0.250	0 0	0 0	2.0	8	0.250	2
A 74 Al-Hoory, Ahmed	1 1	0 2	1 3	0.250	0 2	0 2	0 4	0.000	1 7	0.125	0 0	0 0	3.5	8	0.438	2
A 75 Borgna, Andrew	1 1	0 2	1 3	0.250	0 2	0 2	0 4	0.000	1 7	0.125	0 0	0 0	2.5	8	0.313	2
A 76 (paid - but unfilled)	0 0	0 0	0 0	---	0 0	0 0	0 0	---	0 0	---	0 0	0 0	0.0	0	---	0

	Singles	301	Singles	Cricket	Singles	Record	Singles Win %-age	Doubles	Cricket	Doubles	501	Doubles	Record	Doubles Win %-age	Sngls + Dbls	Record	Sngls + Dbls Win %-age	Tiebreaker Ws	Tiebreaker Ls	All-Star Points	Games Played	All-Star Point Average	Matches Played
B1/ Darty Minds	7	5	9	3	16	8	0.667	5	1	3	3	8	4	0.667	32	16	0.667	0	0	46.5	48	0.969	
B 10 Jobe, Crawford "C.J."	0	0	1	0	1	0	1.000	1	1	1	1	2	2	0.500	3	2	0.600	0	0	4.5	5	0.900	2
B 11 Foushee, Eugene	0	2	1	1	1	3	0.250	0	0	1	0	1	0	1.000	2	3	0.400	0	0	4.0	5	0.800	2
B 12 Martin, Pat	2	0	1	1	3	1	0.750	1	0	1	0	2	0	1.000	5	1	0.833	0	0	6.0	6	1.000	2
B 13 Reitano, Sal	0	0	2	0	2	0	1.000	2	0	1	1	3	1	0.750	5	1	0.833	0	0	7.0	6	1.167	2
B 14 Horton, Tony	1	1	1	1	2	2	0.500	1	1	0	2	1	3	0.250	3	5	0.375	0	0	6.0	8	0.750	2
B 15 Evans, Mike	0	1	0	0	0	1	0.000	0	0	0	1	0	1	0.000	0	2	0.000	0	0	1.0	2	0.500	1
B 16 Messingill, Randy	1	1	2	0	3	1	0.750	2	0	1	1	3	1	0.750	6	2	0.750	0	0	12.0	8	1.500	2
B 17 Venable, Mike	2	0	0	0	2	0	1.000	2	0	1	0	3	0	1.000	5	0	1.000	0	0	2.0	5	0.400	2
B 18 Stewart, Pete	1	0	1	0	2	0	1.000	1	0	2	0	1	0	1.000	3	0	1.000	0	0	4.0	3	1.333	1
B2/ Raging Bulls Eyes	7	5	5	7	12	12	0.500	1	5	2	4	3	9	0.250	18	30	0.375	0	0	26.5	48	0.552	
B 20 O'Toole, Mike	0	1	0	2	0	3	0.000	0	1	1	1	1	2	0.333	1	5	0.167	0	0	6.0	6	1.000	2
B 21 Butterworth, Dan	1	0	1	0	2	0	1.000	0	1	0	0	0	1	0.000	2	1	0.667	0	0	1.0	3	0.333	1
B 22 Frederick, Karl	0	2	0	2	0	4	0.000	0	2	1	1	1	3	0.250	1	7	0.125	0	0	3.5	8	0.438	2
B 23 Lindsey, Roy	2	0	2	0	4	0	1.000	1	1	1	1	2	2	0.500	6	2	0.750	0	0	7.0	8	0.875	2
B 24 Laskovics, Freddie	0	0	0	0	0	0	---	0	0	0	0	0	0	---	0	0	---	0	0	0.0	0	---	0
B 25 Ellis, E.J.	1	1	0	1	1	2	0.333	0	2	0	2	0	4	0.000	1	6	0.143	0	0	1.0	7	0.143	2
B 26 Morgan, Larry	1	1	1	1	2	2	0.500	0	2	0	2	0	4	0.000	2	6	0.250	0	0	3.5	8	0.438	2
B 27 Ginger, Chuck	1	0	1	0	2	0	1.000	0	1	0	1	0	2	0.000	2	2	0.500	0	0	3.5	4	0.875	1
B 28 Nuemeister, K.J.	1	0	0	1	1	1	0.500	1	0	1	0	2	0	1.000	3	1	0.750	0	0	1.0	4	0.250	1
B 29 Butterworth, Jim	0	0	0	0	0	0	---	0	0	0	0	0	0	---	0	0	---	0	0	0.0	0	---	0
B3/ Trips Are For Kids	3	9	4	8	7	17	0.292	3	3	3	3	6	6	0.500	19	29	0.396	0	0	26.0	48	0.542	
B 30 Ridgway, Matt	0	1	1	1	1	2	0.333	2	0	1	1	3	1	0.750	4	3	0.571	0	0	6.5	7	0.929	2
B 31 Merkle, Patrick	1	0	1	1	2	1	0.667	1	1	2	0	3	1	0.750	5	2	0.714	0	0	9.5	7	1.357	2
B 32 Watson, Jeff, Jr.	0	2	2	0	2	2	0.500	0	2	1	1	1	3	0.250	3	5	0.375	0	0	2.0	8	0.250	2
B 33 Wilcox, Randy	0	1	0	0	0	1	0.000	1	0	0	0	1	0	1.000	1	1	0.500	0	0	0.0	2	0.000	1
B 34 Larson, Ray	0	1	0	2	0	3	0.000	0	1	1	1	1	2	0.333	1	5	0.167	0	0	1.0	6	0.167	2
B 35 Hoyt, David	1	1	0	2	1	3	0.250	1	1	0	1	1	2	0.333	2	5	0.286	0	0	4.0	7	0.571	2
B 36 Blackwelder, Deb	0	2	0	0	0	2	0.000	0	0	1	1	1	1	0.500	1	3	0.250	0	0	0.0	4	0.000	2
B 37 Gardner, Kenn	1	1	0	2	1	3	0.250	1	1	0	1	1	2	0.333	2	5	0.286	0	0	3.0	7	0.429	2
B 38 Hall, Pete	0	0	0	0	0	0	---	0	0	0	0	0	0	---	0	0	---	0	0	0.0	0	---	0
B4/ Double In, Uber Out	8	4	5	7	13	11	0.542	1	5	4	2	5	7	0.417	23	25	0.479	0	0	26.5	48	0.552	
B 40 Snyder, Mike	2	0	1	1	3	1	0.750	0	3	2	1	2	4	0.333	5	5	0.500	0	0	5.0	10	0.500	2
B 41 Litzinger, Mike	1	1	1	0	2	1	0.667	1	1	1	1	2	2	0.500	4	3	0.571	0	0	2.5	7	0.357	2
B 42 McCartney, Joe	2	0	2	0	4	0	1.000	0	2	1	1	1	3	0.250	5	3	0.625	0	0	6.0	8	0.750	2
B 43 Gallagher, Jim	0	1	0	1	0	2	0.000	0	1	1	0	1	1	0.500	1	3	0.250	0	0	1.0	4	0.250	1
B 44 Iager, John	0	1	0	1	0	2	0.000	0	0	0	0	0	0	---	0	2	0.000	0	0	0.0	2	0.000	1
B 45 Shengulette, Jerry	1	1	0	3	1	4	0.200	0	2	2	0	2	2	0.500	3	6	0.333	0	0	5.5	9	0.611	2
B 46 Jackson, Barry	1	0	0	1	1	1	0.500	1	0	1	0	2	0	1.000	3	1	0.750	0	0	4.5	4	1.125	1
B 47 Berg, Mickey	1	0	1	0	2	0	1.000	0	1	0	1	0	2	0.000	2	2	0.500	0	0	2.0	4	0.500	1
B 48 (paid - but unfilled)	0	0	0	0	0	0	---	0	0	0	0	0	0	---	0	0	---	0	0	0.0	0	---	0
B 49 (paid - but unfilled)	0	0	0	0	0	0	---	0	0	0	0	0	0	---	0	0	---	0	0	0.0	0	---	0
B5/ Dart Attack	6	6	8	4	14	10	0.583	3	3	4	2	7	5	0.583	28	20	0.583	0	0	34.5	48	0.719	
B 50 Stoy, Jamie	1	1	0	2	1	3	0.250	2	0	1	1	3	1	0.750	4	4	0.500	0	0	1.0	8	0.125	2
B 51 Stoy, Carson	2	0	2	0	4	0	1.000	1	1	1	1	2	2	0.500	6	2	0.750	0	0	7.5	8	0.938	2
B 52 Wooten, Michael	1	1	0	1	1	2	0.333	0	1	2	0	2	1	0.667	3	3	0.500	0	0	1.5	6	0.250	2
B 53 Jones, Mike	0	0	0	0	0	0	---	0	0	0	0	0	0	---	0	0	---	0	0	0.0	0	---	0
B 54 Milligan, Steve	0	2	1	1	1	3	0.250	0	2	1	1	1	3	0.250	2	6	0.250	0	0	4.0	8	0.500	2
B 55 Bowman, Merrill	1	1	2	0	3	1	0.750	0	2	1	0	1	2	0.333	4	3	0.571	0	0	3.0	7	0.429	2
B 56 Chalmers, Alan	1	1	2	0	3	1	0.750	2	0	2	0	4	0	1.000	7	1	0.875	0	0	15.0	8	1.875	2
B 57 Kenney, Mike	0	0	1	0	1	0	1.000	1	0	0	1	1	1	0.500	2	1	0.667	0	0	2.5	3	0.833	1
B6/ Iceman's	5	7	6	6	11	13	0.458	4	2	2	4	6	6	0.500	23	25	0.479	0	0	32.5	48	0.677	
B 60 Jespersen, Bill	1	0	2	0	3	0	1.000	1	1	0	2	1	3	0.250	4	3	0.571	0	0	5.5	7	0.786	2
B 61 Palmer, Matt	1	0	1	1	2	1	0.667	1	1	2	0	3	1	0.750	5	2	0.714	0	0	10.5	7	1.500	2
B 62 Eubanks, Hunter	1	1	1	1	2	2	0.500	1	1	2	0	3	1	0.750	5	3	0.625	0	0	2.0	8	0.250	2
B 63 Boudreaux, Mark	0	2	0	2	0	4	0.000	0	0	0	2	0	2	0.000	0	6	0.000	0	0	4.0	6	0.667	2
B 64 McMillon, Carl	0	2	0	0	0	2	0.000	2	0	0	0	2	0	1.000	2	2	0.500	0	0	1.0	4	0.250	2
B 65 McEwen, Chris	1	0	0	1	1	1	0.500	1	0	0	1	1	1	0.500	2	2	0.500	0	0	1.0	4	0.250	1
B 66 Page, Scott	1	0	1	0	2	0	1.000	1	0	0	1	1	1	0.500	3	1	0.750	0	0	6.0	4	1.500	1
B 67 Roper, Brandon	0	2	1	1	1	3	0.250	1	1	0	2	1	3	0.250	2	6	0.250	0	0	2.5	8	0.313	2
B7/ Show Me Your Tips	7	5	7	5	14	10	0.583	5	1	5	1	10	2	0.833	34	14	0.708	0	0	32.5	48	0.677	
B 70 Bialaszewski, Rich	1	1	1	1	2	2	0.500	2	0	2	0	4	0	1.000	6	2	0.750	0	0	3.5	8	0.438	2
B 71 Powell, Lee	0	2	2	0	2	2	0.500	1	1	1	1	2	2	0.500	4	4	0.500	0	0	9.5	8	1.188	2
B 72 Bushman, Brad	1	0	1	0	2	0	1.000	0	1	0	1	0	2	0.000	2	2	0.500	0	0	4.5	4	1.125	1
B 73 Bumpass, Mike	0	0	0	0	0	0	---	0	0	0	0	0	0	---	0	0	---	0	0	0.0	0	---	0
B 74 Raquet, Mike	1	1	1	1	2	2	0.500	2	0	2	0	4	0	1.000	6	2	0.750	0	0	7.0	8	0.875	2
B 75 Denton, Fon	1	0	0	1	1	1	0.500	1	0	1	0	2	0	1.000	3	1	0.750	0	0	0.0	4	0.000	1
B 76 Joyal, Paul	1	1	2	0	3	1	0.750	2	0	2	0	4	0	1.000	7	1	0.875	0	0	3.5	8	0.438	2
B 77 Blake, Terry	2	0	0	2	2	2	0.500	2	0	2	0	4	0	1.000	6	2	0.750	0	0	4.5	8	0.563	2
B8/ Trippin Bulls	5	7	4	8	9	15	0.375	2	4	1	5	3	9	0.250	15	33	0.313						

	Singles 301	Singles Cricket	Singles Record	Singles Win %-age	Doubles Cricket	Doubles 501	Doubles Record	Doubles Win %-age	Sngls + Dbls Record	Sngls + Dbls Win %-age	Tiebreaker Ws	Tiebreaker Ls	All-Star Points	Games Played	All-Star Point Average	Matches Played
C1/ Dysfunctional Outlaws	3 3	3 3	6 6	0.500	1 2	2 1	3 3	0.500	12 12	0.500	0 0	11.0	24	0.458		
C 10 Smith, Brian	1 0	1 0	2 0	1.000	0 1	1 0	1 1	0.500	3 1	0.750	0 0	2.0	4	0.500	1	
C 11 Clark, Dan	0 0	0 0	0 0	---	0 0	0 0	0 0	---	0 0	---	0 0	0.0	0	---	0	
C 12 Tant, J.J.	1 0	1 0	2 0	1.000	1 0	1 0	2 0	1.000	4 0	1.000	0 0	4.0	4	1.000	1	
C 13 Talley, Gray	0 1	0 1	0 2	0.000	0 1	0 1	0 2	0.000	0 4	0.000	0 0	0.0	4	0.000	1	
C 14 Murray, Shane	0 1	0 1	0 2	0.000	1 0	1 0	2 0	1.000	2 2	0.500	0 0	3.0	4	0.750	1	
C 15 Steppe, Mike	0 0	0 0	0 0	---	0 0	0 0	0 0	---	0 0	---	0 0	0.0	0	---	0	
C 16 Peterson, Chris	1 0	0 1	1 1	0.500	0 1	0 1	0 2	0.000	1 3	0.250	0 0	0.0	4	0.000	1	
C 17 Scott, Lee	0 1	1 0	1 1	0.500	0 1	1 0	1 1	0.500	2 2	0.500	0 0	2.0	4	0.500	1	
C2/ Darty Sanchez	4 8	7 5	11 13	0.458	2 4	4 2	6 6	0.500	23 25	0.479	0 0	31.5	48	0.656		
C 20 Trefzger, Mike	1 1	2 0	3 1	0.750	1 1	0 1	1 2	0.333	4 3	0.571	0 0	4.0	7	0.571	2	
C 21 Trefzger, Eric	1 1	2 0	3 1	0.750	0 2	2 0	2 2	0.500	5 3	0.625	0 0	6.0	8	0.750	2	
C 22 Maierhofer, Sean	0 0	0 1	0 1	0.000	0 0	0 0	0 0	---	0 1	0.000	0 0	2.5	1	2.500	1	
C 23 Goodrich, Brett	0 1	1 0	1 1	0.500	1 0	1 0	2 0	1.000	3 1	0.750	0 0	2.5	4	0.625	1	
C 24 Wernet, Brad	0 0	0 1	0 1	0.000	0 1	0 1	0 2	0.000	0 3	0.000	0 0	2.0	3	0.667	1	
C 25 Collier, Chris	0 2	1 1	1 3	0.250	0 0	2 0	2 0	1.000	3 3	0.500	0 0	4.5	6	0.750	2	
C 26 Stroud, Zach	1 0	0 0	1 0	1.000	0 1	1 0	1 1	0.500	2 1	0.667	0 0	0.0	3	0.000	1	
C 27 Robinson, Mike	1 1	1 1	2 2	0.500	1 1	2 0	3 1	0.750	5 3	0.625	0 0	8.0	8	1.000	2	
C 28 Pujol, Ollie Barreiro	0 1	0 0	0 1	0.000	0 1	0 0	0 1	0.000	0 2	0.000	0 0	0.0	2	0.000	1	
C 29 Bell, Austin	0 1	0 1	0 2	0.000	1 1	0 2	1 3	0.250	1 5	0.167	0 0	2.0	6	0.333	2	
C3/ Nine Lives	7 5	6 6	13 11	0.542	3 3	2 4	5 7	0.417	23 25	0.479	0 0	15.5	48	0.323		
C 30 Romanchek, David	1 1	1 0	2 1	0.667	1 0	1 0	2 0	1.000	4 1	0.800	0 0	3.0	5	0.600	1	
C 31 Copple, Matthew	1 1	1 1	2 2	0.500	1 1	2 1	3 2	0.600	5 4	0.556	0 0	2.5	9	0.278	2	
C 32 Smith, Butch	0 0	0 0	0 0	---	0 0	0 0	0 0	---	0 0	---	0 0	0.0	0	---	0	
C 33 Mays, John	2 1	1 2	3 3	0.500	2 2	0 2	2 4	0.333	5 7	0.417	0 0	7.0	12	0.583	2	
C 34 Keever, David	1 1	1 1	2 2	0.500	1 1	0 1	1 2	0.333	3 4	0.429	0 0	1.0	7	0.143	1	
C 35 Gibson, Jack	0 1	1 1	1 2	0.333	0 1	0 2	0 3	0.000	1 5	0.167	0 0	0.0	6	0.000	1	
C 36 Porcelli, Robb	0 0	0 0	0 0	---	0 0	0 0	0 0	---	0 0	---	0 0	0.0	0	---	0	
C 37 Smith, Tyler	1 0	1 0	2 0	1.000	1 0	0 1	1 1	0.500	3 1	0.750	0 0	1.0	4	0.250	1	
C 38 Fitzgerald, Dennis	1 0	0 1	1 1	0.500	0 1	1 1	1 2	0.333	2 3	0.400	0 0	1.0	5	0.200	1	
C4/ Double In Stumble Out	8 4	7 5	15 9	0.625	4 2	4 2	8 4	0.667	31 17	0.646	0 0	25.5	48	0.531		
C 40 McQueen, Jamie	2 0	2 0	4 0	1.000	2 0	2 0	4 0	1.000	8 0	1.000	0 0	5.5	8	0.688	2	
C 41 Beaudoin, Paul	2 0	0 2	2 2	0.500	1 1	2 0	3 1	0.750	5 3	0.625	0 0	1.0	8	0.125	2	
C 42 Ridenour, Ron	0 0	0 0	0 0	---	0 0	0 0	0 0	---	0 0	---	0 0	0.0	0	---	0	
C 43 Davis, Jimmy	0 0	0 0	0 0	---	0 0	0 0	0 0	---	0 0	---	0 0	0.0	0	---	0	
C 44 Benson, Brian	0 2	1 1	1 3	0.250	0 2	1 1	1 3	0.250	2 6	0.250	0 0	1.5	8	0.188	2	
C 45 Holland, Steve	1 0	0 1	1 1	0.500	1 0	0 1	1 1	0.500	2 2	0.500	0 0	1.0	4	0.250	1	
C 46 Crumpler, Greg	0 1	0 1	0 2	0.000	1 0	1 0	2 0	1.000	2 2	0.500	0 0	3.0	4	0.750	1	
C 47 Rodgers, Trey	0 0	0 0	0 0	---	0 0	0 0	0 0	---	0 0	---	0 0	0.0	0	---	0	
C 48 Butters, Kent	1 1	2 0	3 1	0.750	1 1	1 1	2 2	0.500	5 3	0.625	0 0	8.5	8	1.063	2	
C 49 Eastmead, Phillip	2 0	2 0	4 0	1.000	2 0	1 1	3 1	0.750	7 1	0.875	0 0	5.0	8	0.625	2	
C5/ Rif Raf	3 3	2 4	5 7	0.417	1 2	0 3	1 5	0.167	7 17	0.292	0 0	4.0	24	0.167		
C 50 Diamond, Paddy	0 1	1 0	1 1	0.500	1 0	0 1	1 1	0.500	2 2	0.500	0 0	0.0	4	0.000	1	
C 51 Gaertner, Brian	0 1	0 1	0 2	0.000	0 1	0 1	0 2	0.000	0 4	0.000	0 0	0.0	4	0.000	1	
C 52 Byrne, Matt	1 0	1 0	2 0	1.000	0 1	0 1	0 2	0.000	2 2	0.500	0 0	0.0	4	0.000	1	
C 53 Reid, Chris	1 0	0 1	1 1	0.500	0 1	0 1	0 2	0.000	1 3	0.250	0 0	3.0	4	0.750	1	
C 54 Piquet, David	0 0	0 0	0 0	---	0 0	0 0	0 0	---	0 0	---	0 0	0.0	0	---	0	
C 55 Winters, Tom "Tiny"	1 0	0 1	1 1	0.500	0 1	0 1	0 2	0.000	1 3	0.250	0 0	1.0	4	0.250	1	
C 56 Horger, Dennis	0 1	0 1	0 2	0.000	1 0	0 1	1 1	0.500	1 3	0.250	0 0	0.0	4	0.000	1	
C 57 St. Clair, Matt	0 0	0 0	0 0	---	0 0	0 0	0 0	---	0 0	---	0 0	0.0	0	---	0	
C 58 Shorrock, Will	0 0	0 0	0 0	---	0 0	0 0	0 0	---	0 0	---	0 0	0.0	0	---	0	
C 59 (paid - but unfilled)	0 0	0 0	0 0	---	0 0	0 0	0 0	---	0 0	---	0 0	0.0	0	---	0	
C6/ Off Constantly-Reboot	5 7	6 6	11 13	0.458	2 4	2 4	4 8	0.333	19 29	0.396	0 0	24.5	48	0.510		
C 60 Roberts, Mike	1 1	0 2	1 3	0.250	1 2	0 2	1 4	0.200	2 7	0.222	0 0	3.5	9	0.389	2	
C 61 Kubel, Nicole	0 1	1 0	1 1	0.500	0 1	0 1	0 2	0.000	1 3	0.250	0 0	1.5	4	0.375	1	
C 62 Olson, Kevin	1 1	1 2	2 3	0.400	1 1	2 0	3 1	0.750	5 4	0.556	0 0	7.0	9	0.778	2	
C 63 Blackwelder, Allyson	2 1	1 1	3 2	0.600	1 1	0 2	1 3	0.250	4 5	0.444	0 0	4.0	9	0.444	2	
C 64 Azevedo, Angelo	0 1	1 0	1 1	0.500	0 1	0 1	0 2	0.000	1 3	0.250	0 0	2.0	4	0.500	1	
C 65 Lueneburg, Randy	1 1	2 0	3 1	0.750	1 1	2 1	3 2	0.600	6 3	0.667	0 0	6.5	9	0.722	2	
C 66 Tuffillaro, Lou	0 0	0 0	0 0	---	0 0	0 0	0 0	---	0 0	---	0 0	0.0	0	---	0	
C 67 Krehbiel, Christian	0 1	0 1	0 2	0.000	0 1	0 1	0 2	0.000	0 4	0.000	0 0	0.0	4	0.000	1	
C7/ One Armed Bandits	6 6	5 7	11 13	0.458	5 1	4 2	9 3	0.750	29 19	0.604	0 0	16.5	48	0.344		
C 70 Kiser, Lyman	0 1	0 1	0 2	0.000	1 0	1 0	2 0	1.000	2 2	0.500	0 0	0.0	4	0.000	1	
C 71 Rudy, Jeff	1 1	2 0	3 1	0.750	2 0	0 2	2 2	0.500	5 3	0.625	0 0	3.0	8	0.375	2	
C 72 White, Jim	1 0	0 1	1 1	0.500	1 0	0 1	1 1	0.500	2 2	0.500	0 0	1.5	4	0.375	1	
C 73 Hansen, Josh	0 1	0 1	0 2	0.000	0 1	0 1	0 2	0.000	0 4	0.000	0 0	1.0	4	0.250	1	
C 74 Murphy, Phil	2 0	1 1	3 1	0.750	2 0	2 0	4 0	1.000	7 1	0.875	0 0	4.5	8	0.563	2	
C 75 Trefzger, Ken	1 1	2 0	3 1	0.750	2 0	2 0	4 0	1.000	7 1	0.875	0 0	4.0	8	0.500	2	
C 76 Richardson, Shane	1 0	0 1	1 1	0.500	1 0	1 0	2 0	1.000	3 1	0.750	0 0	1.0	4	0.250	1	
C 77 Kinden, Pete	0 1	0 2	0 3	0.000	1 1	1 0	2 1	0.667	2 4	0.333	0 0	1.5	6	0.250	2	
C 78 Cashin, Jeff	0 1	0 0	0 1	0.000	0 0	1 0	1 0	1.000	1 1	0.500	0 0	0.0	2	0.000	1	

	Singles		Singles		Singles	Record	Singles Win %-age	Doubles	Cricket	Doubles	501	Doubles	Record	Doubles Win %-age	Sngls + Dbls	Record	Sngls + Dbls Win %-age	Tiebreaker Ws	Tiebreaker Ls	All-Star Points	Games Played	All-Star Point Average	Matches Played
D1/ Shooter McGavin	2	4	2	4	4	8	0.333	2	1	1	2	3	3	0.500	10	14	0.417	0	0	9.5	24	0.396	
D 10 Sautter, Don	0	0	0	1	0	1	0.000	0	1	1	0	1	1	0.500	1	2	0.333	0	0	1.0	3	0.333	1
D 11 Sautter, Scott	0	1	1	0	1	1	0.500	1	0	0	1	1	1	0.500	2	2	0.500	0	0	5.0	4	1.250	1
D 12 Knott, Ronnie	0	1	0	1	0	2	0.000	1	0	0	1	1	1	0.500	1	3	0.250	0	0	1.0	4	0.250	1
D 13 Knott, Ryan	0	1	0	0	0	1	0.000	1	0	1	0	2	0	1.000	2	1	0.667	0	0	0.0	3	0.000	1
D 14 Schon, Chris	1	0	0	1	1	1	0.500	0	1	0	0	0	1	0.000	1	2	0.333	0	0	0.0	3	0.000	1
D 15 Toolan, Chris	0	1	0	1	0	2	0.000	0	0	0	1	0	1	0.000	0	3	0.000	0	0	0.0	3	0.000	1
D 16 Stewart, Kevin	1	0	1	0	2	0	1.000	1	0	0	1	1	1	0.500	3	1	0.750	0	0	2.5	4	0.625	1
D 17 Howard, Brian	0	0	0	0	0	0	---	0	0	0	0	0	0	---	0	0	---	0	0	0.0	0	---	0
D2/ Menace 2 Sobriety	3	3	4	2	7	5	0.583	2	1	2	1	4	2	0.667	15	9	0.625	0	0	11.5	24	0.479	
D 20 White, J.J.	1	0	0	1	1	1	0.500	0	0	1	0	1	0	1.000	2	1	0.667	0	0	1.5	3	0.500	1
D 21 Johnson, Dave	1	0	0	1	1	1	0.500	0	1	0	0	0	1	0.000	1	2	0.333	0	0	0.0	3	0.000	1
D 22 Price, Brady	1	0	1	0	2	0	1.000	1	0	0	1	1	1	0.500	3	1	0.750	0	0	3.0	4	0.750	1
D 23 Bouchard, Keith	0	0	1	0	1	0	1.000	1	0	0	1	1	1	0.500	2	1	0.667	0	0	3.0	3	1.000	1
D 24 Gartland, James	0	1	1	0	1	1	0.500	1	0	1	0	2	0	1.000	3	1	0.750	0	0	1.5	4	0.375	1
D 25 Rogers, Spencer	0	1	1	0	1	1	0.500	1	0	1	0	2	0	1.000	3	1	0.750	0	0	2.5	4	0.625	1
D 26 Baker, Dennis	0	1	0	0	0	1	0.000	0	1	1	0	1	1	0.500	1	2	0.333	0	0	0.0	3	0.000	1
D 27 McCartney, Eric	0	0	0	0	0	0	---	0	0	0	0	0	0	---	0	0	---	0	0	0.0	0	---	0
D3/ DD-214	7	5	6	6	13	11	0.542	3	3	4	2	7	5	0.583	27	21	0.563	7	0	29.0	48	0.604	
D 30 Beard, Tommy	1	0	1	1	2	1	0.667	2	0	1	1	3	1	0.750	5	2	0.714	1	0	8.0	7	1.143	2
D 31 Guenther, George	0	0	0	1	0	1	0.000	1	0	1	0	2	0	1.000	2	1	0.667	1	0	2.0	3	0.667	1
D 32 Gabry, Greg	0	0	0	0	0	0	---	0	0	0	0	0	0	---	0	0	---	0	0	0.0	0	---	0
D 33 Brody, Kevin	0	1	1	0	1	1	0.500	0	0	0	1	0	1	0.000	1	2	0.333	1	0	1.0	3	0.333	1
D 34 Jones, Jeff	1	1	0	2	1	3	0.250	1	0	1	0	2	0	1.000	3	3	0.500	0	0	1.5	6	0.250	2
D 35 Owen, Hal	2	0	1	0	3	0	1.000	0	2	2	0	2	2	0.500	5	2	0.714	1	0	3.5	7	0.500	2
D 36 Thomas, Joe "Antique"	1	1	1	0	2	1	0.667	0	2	1	1	1	3	0.250	3	4	0.429	1	0	6.0	7	0.857	2
D 37 Teegarden, Travis	0	1	1	1	1	2	0.333	1	1	1	1	2	2	0.500	3	4	0.429	1	0	4.5	7	0.643	2
D 38 Limerick, Jeremy	1	0	1	0	2	0	1.000	0	1	0	0	0	1	0.000	2	1	0.667	1	0	2.5	3	0.833	1
D 39 Klein, Norm	1	1	0	1	1	2	0.333	1	0	1	0	2	0	1.000	3	2	0.600	0	0	0.0	5	0.000	2
D4/ Cheap Shots	6	6	8	4	14	10	0.583	3	3	3	3	6	6	0.500	26	22	0.542	0	0	17.0	48	0.354	
D 40 Buckman, Dave	0	2	3	0	3	2	0.600	2	0	2	0	4	0	1.000	7	2	0.778	0	0	4.5	9	0.500	2
D 41 Burney, Gary	2	0	1	1	3	1	0.750	1	1	1	2	2	3	0.400	5	4	0.556	0	0	3.0	9	0.333	2
D 42 Hindle, Mikey	0	0	0	0	0	0	---	0	0	0	0	0	0	---	0	0	---	0	0	0.0	0	---	0
D 43 Witz, Steve	0	0	0	1	0	1	0.000	0	0	0	1	0	1	0.000	0	2	0.000	0	0	0.0	2	0.000	1
D 44 James, Bob	1	1	1	1	2	2	0.500	2	1	1	1	3	2	0.600	5	4	0.556	0	0	3.0	9	0.333	2
D 45 McMillan, Bill	1	0	0	1	1	1	0.500	0	1	0	0	0	1	0.000	1	2	0.333	0	0	0.0	3	0.000	1
D 46 Sellers, Mark	0	0	0	0	0	0	---	0	0	0	0	0	0	---	0	0	---	0	0	0.0	0	---	0
D 47 Clark, Bryce	1	2	1	0	2	2	0.500	1	1	1	1	2	2	0.500	4	4	0.500	0	0	4.0	8	0.500	2
D 48 Britt, Jacob	1	1	2	0	3	1	0.750	0	2	1	1	1	3	0.250	4	4	0.500	0	0	2.5	8	0.313	2
D5/ Reload	7	5	6	6	13	11	0.542	4	2	2	4	6	6	0.500	25	23	0.521	0	6	29.0	48	0.604	
D 50 Long, Gary	1	0	0	0	1	0	1.000	1	0	0	0	1	0	1.000	2	0	1.000	0	0	1.0	2	0.500	1
D 51 Gardner, Mike	1	0	2	0	3	0	1.000	1	0	1	1	2	1	0.667	5	1	0.833	0	1	3.0	6	0.500	2
D 52 Ellington, Dave	0	1	1	1	1	2	0.333	0	1	0	2	0	3	0.000	1	5	0.167	0	1	1.0	6	0.167	2
D 53 Williams, Denny	0	1	0	0	0	1	0.000	0	1	0	0	0	1	0.000	0	2	0.000	0	0	0.0	2	0.000	1
D 54 Morin, Deane "Dino"	0	0	0	1	0	1	0.000	0	0	0	1	0	1	0.000	0	2	0.000	0	0	0.0	2	0.000	1
D 55 Long, Robert	1	1	0	1	1	2	0.333	1	1	0	1	1	2	0.333	2	4	0.333	0	1	4.5	6	0.750	2
D 56 Jones, Dustin	1	1	0	2	1	3	0.250	2	0	1	1	3	1	0.750	4	4	0.500	0	1	7.0	8	0.875	2
D 57 Valez, Jose	1	1	2	0	3	1	0.750	2	0	2	0	4	0	1.000	7	1	0.875	0	1	4.5	8	0.563	2
D 58 Arnold, Jimmy	2	0	1	1	3	1	0.750	1	1	0	2	1	3	0.250	4	4	0.500	0	1	8.0	8	1.000	2
D6/ Bad Mutha Duckas	4	8	4	8	8	16	0.333	2	4	3	3	5	7	0.417	18	30	0.375	0	0	19.0	48	0.396	
D 60 Kuppler, Bob	1	0	1	1	2	1	0.667	0	2	0	1	0	3	0.000	2	4	0.333	0	0	2.5	6	0.417	2
D 61 Carawon, Harris	0	1	0	0	0	1	0.000	1	0	0	1	1	1	0.500	1	2	0.333	0	0	1.5	3	0.500	1
D 62 Converse, Laurence	0	2	1	1	1	3	0.250	0	1	2	0	2	1	0.667	3	4	0.429	0	0	3.5	7	0.500	2
D 63 Ellis, Tim	0	2	0	2	0	4	0.000	0	1	2	0	2	1	0.667	2	5	0.286	0	0	1.0	7	0.143	2
D 64 Kuppler, Alex	0	1	0	0	0	1	0.000	0	1	0	0	0	1	0.000	0	2	0.000	0	0	1.0	2	0.500	1
D 65 Lalino, Steve	1	0	1	0	2	0	1.000	1	0	0	1	1	1	0.500	3	1	0.750	0	0	0.0	4	0.000	1
D 66 Phillips, Britt	0	1	0	1	0	2	0.000	1	1	0	1	1	2	0.333	1	4	0.200	0	0	0.0	5	0.000	2
D 67 Phillips, Josh	0	1	1	1	1	2	0.333	0	1	1	1	1	2	0.333	2	4	0.333	0	0	3.0	6	0.500	2
D 68 Samaluk, Somchai	2	0	0	2	2	2	0.500	1	1	1	1	2	2	0.500	4	4	0.500	0	0	6.5	8	0.813	2
D7/ Hump Day!	7	5	6	6	13	11	0.542	2	4	3	3	5	7	0.417	23	25	0.479	0	0	24.0	48	0.500	
D 70 Deemer, Randy	0	0	0	1	0	1	0.000	0	0	1	0	1	0	1.000	1	1	0.500	0	0	1.0	2	0.500	1
D 71 Todd, Patrick	1	1	0	0	1	1	0.500	0	1	0	1	0	2	0.000	1	3	0.250	0	0	0.0	4	0.000	2
D 72 Bush, Jim	0	0	0	1	0	1	0.000	0	0	0	0	0	0	---	0	1	0.000	0	0	0.0	1	0.000	1
D 73 McEwen, William	0	2	0	0	0	2	0.000	0	2	0	1	0	3	0.000	0	5	0.000	0	0	1.5	5	0.300	2
D 74 Moore, Mark	1	0	0	1	1	1	0.500	0	0	1	1	1	1	0.500	2	2	0.500	0	0	2.5	4	0.625	2
D 75 Krestalude, Andy	1	0	1	1	2	1	0.667	1	1	0	1	1	2	0.333	3	3	0.500	0	0	2.5	6	0.417	2
D 76 Stuckey, Rob	1	0	1	1	2	1	0.667	0	2	0	0	0	2	0.000	2	3	0.400	0	0	2.0	5	0.400	2
D 77 Baldwin, Randy	1	0	2	0	3	0	1.000	1	1	2	0	3	1	0.750	6	1	0.857	0	0	7.0	7	1.000	2
D 78 Bunn, Tim	1	1	2	0	3	1	0.750	1	1	1	1	2	2	0.500	5	3	0.625	0	0	5.0	8	0.625	2
D 79 LaFosse, Guy	1	1	0	1	1	2	0.333	1	0	1	1	2	1	0.667	3	3	0.500	0	0	2.5	6		

	Singles 301	Singles Cricket	Singles Record	Singles Win %-age	Doubles Cricket	Doubles 501	Doubles Record	Doubles Win %-age	Sngls + Dbls Record	Sngls + Dbls Win %-age	Tiebreaker Ws	Tiebreaker Ls	All-Star Points	Games Played	All-Star Point Average	Matches Played
E1/ Red-eye Rangers	4 2	2 4	6 6	0.500	1 2	3 0	4 2	0.667	14 10	0.583	0 0	5.5	24	0.229		
E 10 Kunesch, Joe	0 0	1 0	1 0	1.000	0 0	1 0	1 0	1.000	2 0	1.000	0 0	0.0	2	0.000	1	
E 11 Rouse, Chuck	1 0	0 0	1 0	1.000	0 0	1 0	1 0	1.000	2 0	1.000	0 0	0.0	2	0.000	1	
E 12 Barnes, Will	1 0	0 1	1 1	0.500	0 1	1 0	1 1	0.500	2 2	0.500	0 0	0.0	4	0.000	1	
E 13 Kirkpatrick, Scott	0 1	1 0	1 1	0.500	1 0	1 0	2 0	1.000	3 1	0.750	0 0	3.5	4	0.875	1	
E 14 Raper, Jeromie	1 0	0 0	1 0	1.000	0 1	0 0	0 1	0.000	1 1	0.500	0 0	0.0	2	0.000	1	
E 15 Powell, Mark	0 1	0 1	0 2	0.000	1 0	1 0	2 0	1.000	2 2	0.500	0 0	2.0	4	0.500	1	
E 16 Robertson, Chris	1 0	0 1	1 1	0.500	0 1	1 0	1 1	0.500	2 2	0.500	0 0	0.0	4	0.000	1	
E 17 Mitchell, Bill	0 0	0 1	0 1	0.000	0 1	0 0	0 1	0.000	0 2	0.000	0 0	0.0	2	0.000	1	
E 18 Golden, Bill	0 0	0 0	0 0	---	0 0	0 0	0 0	---	0 0	---	0 0	0.0	0	---	0	
E2/ Sharky's Machine	3 3	5 1	8 4	0.667	1 2	1 2	2 4	0.333	12 12	0.500	0 6	14.5	24	0.604		
E 20 Borgia, Pete	0 0	1 0	1 0	1.000	0 1	0 1	0 2	0.000	1 2	0.333	0 1	1.0	3	0.333	1	
E 21 Bateman, Jimmy	0 1	0 1	0 2	0.000	0 1	0 1	0 2	0.000	0 4	0.000	0 1	1.5	4	0.375	1	
E 22 Allison, Frank	0 0	0 0	0 0	---	0 0	0 0	0 0	---	0 0	---	0 0	0.0	0	---	0	
E 23 Barrett, Darren	1 0	1 0	2 0	1.000	0 1	0 0	0 1	0.000	2 1	0.667	0 0	3.0	3	1.000	1	
E 24 Schaefer, Dan	0 0	0 0	0 0	---	0 0	0 0	0 0	---	0 0	---	0 0	0.0	0	---	0	
E 25 Schaefer, John	0 1	1 0	1 1	0.500	1 0	0 0	1 0	1.000	2 1	0.667	0 0	2.5	3	0.833	1	
E 26 Schaefer, Michael	1 0	1 0	2 0	1.000	1 0	0 1	1 1	0.500	3 1	0.750	0 1	2.0	4	0.500	1	
E 27 Kruger, Lonny	1 0	0 0	1 0	1.000	0 1	0 1	0 2	0.000	1 2	0.333	0 1	2.5	3	0.833	1	
E 28 Fink, Scott	0 1	0 0	0 1	0.000	0 0	1 0	1 0	1.000	1 1	0.500	0 1	0.0	2	0.000	1	
E 29 Fuller, Geoff	0 0	1 0	1 0	1.000	0 0	1 0	1 0	1.000	2 0	1.000	0 1	2.0	2	1.000	1	
E3/ Irish Ton	3 9	5 7	8 16	0.333	5 1	3 3	8 4	0.667	24 24	0.500	0 0	15.5	48	0.323		
E 30 Cominole, Jeremy	1 1	2 0	3 1	0.750	2 0	1 1	3 1	0.750	6 2	0.750	0 0	3.5	8	0.438	2	
E 31 Rossbach, Mark	0 2	0 2	0 4	0.000	2 0	0 2	2 2	0.500	2 6	0.250	0 0	1.0	8	0.125	2	
E 32 Yarsawich, Brian	0 2	1 1	1 3	0.250	2 1	1 1	3 2	0.600	4 5	0.444	0 0	1.5	9	0.167	2	
E 33 Ball, Pat	1 1	1 1	2 2	0.500	1 1	0 2	1 3	0.250	3 5	0.375	0 0	6.0	8	0.750	2	
E 34 Cody, Mike	0 0	0 0	0 0	---	0 0	0 0	0 0	---	0 0	---	0 0	0.0	0	---	0	
E 35 Cody, Dan	1 0	1 0	2 0	1.000	1 0	1 0	2 0	1.000	4 0	1.000	0 0	1.0	4	0.250	1	
E 36 Cody, Chris	0 0	0 0	0 0	---	0 0	0 0	0 0	---	0 0	---	0 0	0.0	0	---	0	
E 37 Wilson, Travis	0 2	0 2	0 4	0.000	2 0	2 0	4 0	1.000	4 4	0.500	0 0	2.5	8	0.313	2	
E 38 Bylund, Jay	0 1	0 1	0 2	0.000	0 0	1 0	1 0	1.000	1 2	0.333	0 0	0.0	3	0.000	1	
E4/ Death Throw	7 5	6 6	13 11	0.542	5 1	4 2	9 3	0.750	31 17	0.646	0 0	19.0	48	0.396		
E 40 Willis, Tolson	1 0	0 1	1 1	0.500	1 0	0 1	1 1	0.500	2 2	0.500	0 0	2.5	4	0.625	1	
E 41 Bosier, Sean	2 0	1 1	3 1	0.750	2 0	1 1	3 1	0.750	6 2	0.750	0 0	2.5	8	0.313	2	
E 42 Mathews, Dave	2 0	0 2	2 2	0.500	2 0	2 0	4 0	1.000	6 2	0.750	0 0	1.5	8	0.188	2	
E 43 Willis, Angie	0 0	0 0	0 0	---	0 0	0 0	0 0	---	0 0	---	0 0	0.0	0	---	0	
E 44 Mathews, Olivia	1 1	1 1	2 2	0.500	1 1	2 0	3 1	0.750	5 3	0.625	0 0	3.5	8	0.438	2	
E 45 Bradshaw, Tyler	0 2	1 0	1 2	0.333	2 0	1 1	3 1	0.750	4 3	0.571	0 0	3.5	7	0.500	2	
E 46 Fortune, Chase	0 2	2 0	2 2	0.500	2 0	1 1	3 1	0.750	5 3	0.625	0 0	3.5	8	0.438	2	
E 47 Willis, Bladen	0 0	0 0	0 0	---	0 0	0 0	0 0	---	0 0	---	0 0	0.0	0	---	0	
E 48 Mathews, Theresa	1 0	1 1	2 1	0.667	0 1	1 0	1 1	0.500	3 2	0.600	0 0	2.0	5	0.400	2	
E5/ Y.N.T.A.	5 7	4 8	9 15	0.375	1 5	1 5	2 10	0.167	13 35	0.271	0 0	13.0	48	0.271		
E 50 Turner, Kevin	1 1	0 2	1 3	0.250	0 1	1 1	1 2	0.333	2 5	0.286	0 0	2.5	7	0.357	2	
E 51 Ago, Alvin	0 0	0 0	0 0	---	0 0	0 0	0 0	---	0 0	---	0 0	0.0	0	---	0	
E 52 Barletta, Phil	0 0	1 1	1 1	0.500	0 2	0 2	0 4	0.000	1 5	0.167	0 0	4.5	6	0.750	2	
E 53 Ejlali, Shervin	1 1	1 0	2 1	0.667	1 1	0 1	1 2	0.333	3 3	0.500	0 0	1.0	6	0.167	2	
E 54 Emerton, Eric	0 0	0 0	0 0	---	0 0	0 0	0 0	---	0 0	---	0 0	0.0	0	---	0	
E 55 Hamer, Andrew	1 1	1 1	2 2	0.500	0 2	0 0	0 2	0.000	2 4	0.333	0 0	3.0	6	0.500	2	
E 56 Martin, Claude	0 0	0 2	0 2	0.000	0 1	0 2	0 3	0.000	0 5	0.000	0 0	0.0	5	0.000	2	
E 57 Nguyen, Henry	1 1	0 1	1 2	0.333	0 1	0 2	0 3	0.000	1 5	0.167	0 0	1.0	6	0.167	2	
E 58 Scott, Kevin	1 1	1 0	2 1	0.667	1 1	1 1	2 2	0.500	4 3	0.571	0 0	1.0	7	0.143	2	
E 59 Woodard, Dave	0 2	0 1	0 3	0.000	0 1	0 1	0 2	0.000	0 5	0.000	0 0	0.0	5	0.000	2	
E6/ Ton 80 Proof	9 3	9 3	18 6	0.750	1 5	4 2	5 7	0.417	28 20	0.583	0 0	18.5	48	0.385		
E 60 Theall, Ken	0 0	0 0	0 0	---	0 0	0 1	0 1	0.000	0 1	0.000	0 0	0.0	1	0.000	1	
E 61 Gagner, Chris	1 1	1 1	2 2	0.500	1 0	1 0	2 0	1.000	4 2	0.667	0 0	2.0	6	0.333	2	
E 62 Dehnel, Sebastian	1 1	2 0	3 1	0.750	1 1	1 1	2 2	0.500	5 3	0.625	0 0	2.5	8	0.313	2	
E 63 Blake, Rick	2 0	2 0	4 0	1.000	0 2	1 1	1 3	0.250	5 3	0.625	0 0	3.5	8	0.438	2	
E 64 Swartzel, David	0 1	0 1	0 2	0.000	0 1	0 0	0 1	0.000	0 3	0.000	0 0	0.0	3	0.000	1	
E 65 Zuttel, Paul	0 0	1 0	1 0	1.000	0 1	1 0	1 1	0.500	2 1	0.667	0 0	3.0	3	1.000	1	
E 66 Looney, JoDon	0 0	0 1	0 1	0.000	0 1	0 1	0 2	0.000	0 3	0.000	0 0	0.0	3	0.000	1	
E 67 Frederickson, David "Butt"	1 0	1 0	2 0	1.000	0 1	1 0	1 1	0.500	3 1	0.750	0 0	2.0	4	0.500	1	
E 68 Kotecki, Phil	2 0	2 0	4 0	1.000	0 1	2 0	2 1	0.667	6 1	0.857	0 0	3.5	7	0.500	2	
E 69 Talbot, Chris	2 0	0 0	2 0	1.000	0 2	1 0	1 2	0.333	3 2	0.600	0 0	2.0	5	0.400	2	
E7/ Village Idiots	5 7	5 7	10 14	0.417	4 2	2 4	6 6	0.500	22 26	0.458	8 0	28.5	48	0.594		
E 70 Hartley, Barron	0 1	0 2	0 3	0.000	0 0	0 0	0 0	---	0 3	0.000	1 0	1.0	3	0.333	2	
E 71 Hartley, Bryan	0 1	1 1	1 2	0.333	2 0	1 1	3 1	0.750	4 3	0.571	1 0	2.0	7	0.286	2	
E 72 Jones, Nick	0 0	1 1	1 1	0.500	2 0	1 1	3 1	0.750	4 2	0.667	1 0	5.0	6	0.833	2	
E 73 Vivod, Josh	0 1	1 0	1 1	0.500	0 1	0 1	0 2	0.000	1 3	0.250	0 0	4.5	4	1.125	1	
E 74 Haywood, Eric	1 1	1 0	2 1	0.667	1 1	1 1	2 2	0.500	4 3	0.571	1 0	8.5	7	1.214	2	
E 75 Baugher, Mark	2 0	0 2	2 2	0.500	2 0	0 2	2 2	0.500	4 4	0.500	1 0	6.0	8	0.750	2	
E 76 Walker, Steven	0 1	0 0	0 1	0.000	0 1	0 0	0 1	0.000	0 2	0.000	1 0	0.0	2	0.000	1	
E 77 Tyler, Robert	0 2	0 0	0 2	0.000	0 0	0 1	0 1	0.000	0 3	0.000	1 0	0.0	3	0.000	2	
E 78 Rowe, Dan	2 0	1 1	3 1	0.750	1 1	1 1	2 2	0.500	5 3	0.625	1 0	1.5	8	0.188	2	

	Singles	301	Singles	Criquet	Singles	Record	Singles Win %-age	Doubles	Criquet	Doubles	501	Doubles	Record	Doubles Win %-age	Sngls + Dhls	Record	Sngls + Dhls Win %-age	Tiebreaker W's	Tiebreaker Ls	All-Star Points	Games Played	All-Star Point Average	Matches Played
F1/ That's What She Said	6	6	8	4	14	10	0.583	3	3	3	3	6	6	0.500	26	22	0.542	0	7	18.0	48	0.375	
F 10 Caldwell, Taylor	0	1	1	1	1	2	0.333	1	0	1	1	2	1	0.667	3	3	0.500	0	1	0.0	6	0.000	2
F 11 Moulden, Jeremy	0	1	1	0	1	1	0.500	1	0	1	0	2	0	1.000	3	1	0.750	0	0	1.0	4	0.250	1
F 12 Adams, Doug	1	0	1	1	2	1	0.667	1	1	1	1	2	2	0.500	4	3	0.571	0	1	5.5	7	0.786	2
F 13 Clement, Dawn	0	2	0	1	0	3	0.000	1	0	1	1	2	1	0.667	2	4	0.333	0	1	2.5	6	0.417	2
F 14 Smith, Ron "Captain"	0	1	0	0	0	1	0.000	0	1	0	1	0	2	0.000	0	3	0.000	0	1	0.0	3	0.000	1
F 15 Thompson, Barry	0	0	0	0	0	0	---	0	0	0	0	0	0	---	0	0	---	0	0	0.0	0	---	0
F 16 Thompson, Barry, Jr.	0	0	0	0	0	0	---	0	0	0	0	0	0	---	0	0	---	0	0	0.0	0	---	0
F 17 Carter, Kevin	1	1	2	0	3	1	0.750	0	2	0	1	0	3	0.000	3	4	0.429	0	1	0.0	7	0.000	2
F 18 Carter, Danny	2	0	2	0	4	0	1.000	1	1	2	0	3	1	0.750	7	1	0.875	0	1	6.5	8	0.813	2
F 19 Sawyer, Matt	2	0	1	1	3	1	0.750	1	1	0	1	1	2	0.333	4	3	0.571	0	1	2.5	7	0.357	2
F2/ Sofa Kings	5	7	5	7	10	14	0.417	4	2	5	1	9	3	0.750	28	20	0.583	0	0	21.5	48	0.448	
F 20 Keim, Roger	1	1	1	1	2	2	0.500	2	0	2	0	4	0	1.000	6	2	0.750	0	0	10.0	8	1.250	2
F 21 Alcon, Tony	1	1	1	1	2	2	0.500	1	1	2	0	3	1	0.750	5	3	0.625	0	0	4.0	8	0.500	2
F 22 Bozza, Doug	1	1	0	0	1	1	0.500	1	1	1	1	2	2	0.500	3	3	0.500	0	0	1.0	6	0.167	2
F 23 Moore, Ken	0	0	0	0	0	0	---	0	0	0	0	0	0	---	0	0	---	0	0	0.0	0	---	0
F 24 Plotkin, Jeremy	1	1	0	1	1	2	0.333	1	1	0	0	1	1	0.500	2	3	0.400	0	0	0.0	5	0.000	2
F 25 Moore, Andrew	0	2	0	2	0	4	0.000	0	0	1	1	1	1	0.500	1	5	0.167	0	0	0.0	6	0.000	2
F 26 Campbell, Aaron	1	1	2	0	3	1	0.750	2	0	2	0	4	0	1.000	7	1	0.875	0	0	2.0	8	0.250	2
F 27 Wojciechowski, Braden	0	0	1	1	1	1	0.500	1	1	2	0	3	1	0.750	4	2	0.667	0	0	3.0	6	0.500	2
F 28 Graham, Jill	0	0	0	1	0	1	0.000	0	0	0	0	0	0	---	0	1	0.000	0	0	1.5	1	1.500	1
F3/ Dart Side of the Moon	7	5	8	4	15	9	0.625	2	4	3	3	5	7	0.417	25	23	0.521	9	0	20.5	48	0.427	
F 30 Cornell, Blaine	0	1	0	0	0	1	0.000	0	1	0	1	0	2	0.000	0	3	0.000	1	0	1.5	3	0.500	2
F 31 Millius, Mike	2	0	2	0	4	0	1.000	1	1	0	2	1	3	0.250	5	3	0.625	1	0	3.5	8	0.438	2
F 32 Tisdale, Brian	0	0	0	2	0	2	0.000	1	1	0	0	1	1	0.500	1	3	0.250	1	0	3.5	4	0.875	2
F 33 Toko, Jeff	1	0	2	0	3	0	1.000	0	2	2	0	2	2	0.500	5	2	0.714	1	0	0.0	7	0.000	2
F 34 Furdon, Matt	1	1	1	0	2	1	0.667	0	1	1	0	1	1	0.500	3	2	0.600	1	0	2.5	5	0.500	2
F 35 Wilberg, Chelsea	0	1	0	1	0	2	0.000	0	0	0	1	0	1	0.000	0	3	0.000	1	0	0.0	3	0.000	2
F 36 Roseman, Sean	2	0	1	0	3	0	1.000	0	1	0	1	0	2	0.000	3	2	0.600	1	0	3.5	5	0.700	2
F 37 DiCaprio, Al	0	1	1	0	1	1	0.500	1	0	2	0	3	0	1.000	4	1	0.800	1	0	0.0	5	0.000	2
F 38 Musil, Dylan	1	1	1	1	2	2	0.500	1	1	1	1	2	2	0.500	4	4	0.500	1	0	6.0	8	0.750	2
F4/ Bangin The Wire	6	6	3	9	9	15	0.375	3	3	1	5	4	8	0.333	17	31	0.354	0	0	24.0	48	0.500	
F 40 Williams, Kelsey	0	2	0	1	0	3	0.000	1	1	0	1	1	2	0.333	1	5	0.167	0	0	0.0	6	0.000	2
F 41 White, John	1	1	0	2	1	3	0.250	2	0	1	1	3	1	0.750	4	4	0.500	0	0	4.5	8	0.563	2
F 42 Bowen, Andy	1	1	1	1	2	2	0.500	1	1	0	2	1	3	0.250	3	5	0.375	0	0	5.0	8	0.625	2
F 43 Port, Brian	1	0	0	1	1	1	0.500	0	0	1	0	1	0	1.000	2	1	0.667	0	0	2.5	3	0.833	1
F 44 Prosser, Brad	2	0	0	2	2	2	0.500	0	2	0	2	0	4	0.000	2	6	0.250	0	0	4.5	8	0.563	2
F 45 Stark, Parker	1	1	1	1	2	2	0.500	1	1	0	2	1	3	0.250	3	5	0.375	0	0	6.0	8	0.750	2
F 46 Mincey, Chris	0	0	1	0	1	0	1.000	1	0	0	1	1	1	0.500	2	1	0.667	0	0	1.5	3	0.500	1
F 47 Beene, Ryan	0	1	0	1	0	2	0.000	0	1	0	1	0	2	0.000	0	4	0.000	0	0	0.0	4	0.000	1
F5/ Shark Shooters	7	5	5	7	12	12	0.500	2	4	2	4	4	8	0.333	20	28	0.417	0	0	20.0	48	0.417	
F 50 Stacy, Michelle	0	0	2	0	2	0	1.000	0	2	0	0	0	2	0.000	2	2	0.500	0	0	2.0	4	0.500	2
F 51 Stacy, Rod	1	1	1	1	2	2	0.500	0	2	0	1	0	3	0.000	2	5	0.286	0	0	2.0	7	0.286	2
F 52 Mitchell, Liz	1	1	0	0	1	1	0.500	1	1	1	1	2	2	0.500	3	3	0.500	0	0	1.5	6	0.250	2
F 53 Buck, Chris	1	0	0	1	1	1	0.500	0	0	0	1	0	1	0.000	1	2	0.333	0	0	0.0	3	0.000	1
F 54 Taylor, Eric	1	0	0	1	1	1	0.500	1	0	1	1	2	1	0.667	3	2	0.600	0	0	2.5	5	0.500	2
F 55 Gibson, Thomas	0	1	0	0	0	1	0.000	0	1	0	1	0	2	0.000	0	3	0.000	0	0	0.0	3	0.000	1
F 56 Graber, Shawn	1	1	0	2	1	3	0.250	0	1	1	0	1	1	0.500	2	4	0.333	0	0	4.5	6	0.750	2
F 57 Mercer, Dave	1	1	1	1	2	2	0.500	1	0	0	2	1	2	0.333	3	4	0.429	0	0	1.5	7	0.214	2
F 58 Leonard, Mike	1	0	1	1	2	1	0.667	1	1	1	1	2	2	0.500	4	3	0.571	0	0	6.0	7	0.857	2
F6/ Rippin Darts	5	7	6	6	11	13	0.458	3	3	3	3	6	6	0.500	23	25	0.479	0	7	23.0	48	0.479	
F 60 Raymond, Erik	1	1	0	2	1	3	0.250	1	1	0	2	1	3	0.250	2	6	0.250	0	1	4.0	8	0.500	2
F 61 McDonald, Chase	2	0	2	0	4	0	1.000	2	0	1	1	3	1	0.750	7	1	0.875	0	1	8.0	8	1.000	2
F 62 Helton, Dakota	0	1	0	1	0	2	0.000	0	1	1	0	1	1	0.500	1	3	0.250	0	1	1.0	4	0.250	1
F 63 Wood, Connor	1	1	2	0	3	1	0.750	2	0	1	1	3	1	0.750	6	2	0.750	0	1	0.0	8	0.000	2
F 64 Gylfason, Thorbjorn	0	1	1	0	1	1	0.500	0	1	1	0	1	1	0.500	2	2	0.500	0	0	2.0	4	0.500	1
F 65 Kirk, Dylan	0	2	0	1	0	3	0.000	0	1	1	1	1	2	0.333	1	5	0.167	0	1	2.0	6	0.333	2
F 66 Sugg, Bailey	1	0	0	1	1	1	0.500	0	1	1	0	1	1	0.500	2	2	0.500	0	1	1.0	4	0.250	1
F 67 Pickel, Cameron	0	1	1	1	1	2	0.333	1	1	0	1	1	2	0.333	2	4	0.333	0	1	5.0	6	0.833	2
F7/ Runs with Corks	6	6	7	5	13	11	0.542	5	1	2	4	7	5	0.583	27	21	0.563	7	0	23.5	48	0.490	
F 70 Fleener, Michael	1	1	2	0	3	1	0.750	1	1	0	0	1	1	0.500	4	2	0.667	1	0	2.0	6	0.333	2
F 71 Amarante, John	1	0	0	1	1	1	0.500	0	1	0	1	0	2	0.000	1	3	0.250	1	0	1.0	4	0.250	1
F 72 Stumpf, Robert	0	2	0	0	0	2	0.000	2	0	0	2	2	2	0.500	2	4	0.333	1	0	3.5	6	0.583	2
F 73 Moody, Chris	0	2	1	1	1	3	0.250	2	0	0	2	2	2	0.500	3	5	0.375	1	0	4.5	8	0.563	2
F 74 Sweet, Jim	2	0	2	0	4	0	1.000	2	0	2	0	4	0	1.000	8	0	1.000	1	0	4.0	8	0.500	2
F 75 Sweet, Phyllis	1	1	1	1	2	2	0.500	2	0	2	0	4	0	1.000	6	2	0.750	1	0	5.0	8	0.625	2
F 76 Lymer, Dean	0	0	1	0	1	0	1.000	0	0	0	2	0	2	0.000	1	2	0.333	1	0	0.0	3	0.000	2
F 77 Newbold, Stephanie	0	0	0	0	0	0	---	0	0	0	0	0	0	---	0	0	---	0	0	0.0	0	---	0
F 78 Couch, Amber	1	0	0	2	1	2	0.333	1	0	0	1	1	1	0.500	2	3	0.400	0	0	3.5	5	0.700	2
F8/ Liquor Possee	6	6	6	6	12	12	0.500	2	4	5	1	7	5	0.583	26	22	0.542						

	Singles	301	Singles	Cricket	Singles	Record	Singles Win %-age	Doubles	Cricket	Doubles	501	Doubles	Record	Doubles Win %-age	Sngls + Dbls	Record	Sngls + Dbls Win %-age	Tiebreaker Ws	Tiebreaker Ls	All-Star Points	Games Played	All-Star Point Average	Matches Played
G1/ The Neighborhood Dart Knights	9	3	10	2	19	5	0.792	6	0	2	4	8	4	0.667	35	13	0.729	0	0	23.0	48	0.479	
G 10 Markham, Jared	1	0	1	0	2	0	1.000	1	0	0	1	1	1	0.500	3	1	0.750	0	0	1.0	4	0.250	1
G 11 Amos, Terron	2	0	2	0	4	0	1.000	2	0	1	1	3	1	0.750	7	1	0.875	0	0	4.5	8	0.563	2
G 12 Swepson, Jerrell	2	0	2	0	4	0	1.000	2	0	0	2	2	2	0.500	6	2	0.750	0	0	8.5	8	1.063	2
G 13 Lefebvre, C.J.	1	1	1	0	2	1	0.667	2	0	2	0	4	0	1.000	6	1	0.857	0	0	4.5	7	0.643	2
G 14 Assante, Tracy	0	2	2	0	2	2	0.500	2	0	0	1	2	1	0.667	4	3	0.571	0	0	0.0	7	0.000	2
G 15 Schaefer, Pat	1	0	1	1	2	1	0.667	2	0	0	2	2	2	0.500	4	3	0.571	0	0	3.5	7	0.500	2
G 16 Millham, Mark	2	0	1	1	3	1	0.750	1	0	1	1	2	1	0.667	5	2	0.714	0	0	1.0	7	0.143	2
G 17 Johnson, Evan	0	0	0	0	0	0	---	0	0	0	0	0	0	---	0	0	---	0	0	0.0	0	---	0
G 18 Carmona, Jamie	0	0	0	0	0	0	---	0	0	0	0	0	0	---	0	0	---	0	0	0.0	0	---	0
G2/ Nein Mark	8	4	6	6	14	10	0.583	4	2	4	2	8	4	0.667	30	18	0.625	0	0	14.5	48	0.302	
G 20 Updyke, Gerald	2	0	2	0	4	0	1.000	2	0	2	0	4	0	1.000	8	0	1.000	0	0	2.5	8	0.313	2
G 21 Additon, Chris	0	0	0	0	0	0	---	0	0	0	0	0	0	---	0	0	---	0	0	0.0	0	---	0
G 22 Ferraro, Kimberly	1	1	0	2	1	3	0.250	1	1	2	0	3	1	0.750	4	4	0.500	0	0	0.0	8	0.000	2
G 23 Heath, John	2	0	2	0	4	0	1.000	1	1	0	2	1	3	0.250	5	3	0.625	0	0	1.0	8	0.125	2
G 24 Lang, John	2	0	0	2	2	2	0.500	1	1	1	1	2	2	0.500	4	4	0.500	0	0	3.0	8	0.375	2
G 25 Pender, Aime	0	2	1	1	1	3	0.250	1	1	2	0	3	1	0.750	4	4	0.500	0	0	3.5	8	0.438	2
G 26 Wrenn, Cameron	1	1	1	1	2	2	0.500	2	0	1	1	3	1	0.750	5	3	0.625	0	0	4.5	8	0.563	2
G3/ The Rock Bottoms	1	5	3	3	4	8	0.333	3	0	2	1	5	1	0.833	14	10	0.583	0	4	8.0	24	0.333	
G 30 McMillan, Evan	0	1	1	1	1	2	0.333	1	0	1	0	2	0	1.000	3	2	0.600	0	1	3.0	5	0.600	1
G 31 Smith, Jason	0	0	0	0	0	0	---	0	0	0	0	0	0	---	0	0	---	0	0	0.0	0	---	0
G 32 Crabtree, Reagan	0	0	0	0	0	0	---	0	0	0	0	0	0	---	0	0	---	0	0	0.0	0	---	0
G 33 Crabtree, Traci	0	2	0	1	0	3	0.000	2	0	1	0	3	0	1.000	3	3	0.500	0	1	0.0	6	0.000	1
G 34 Smith, Lauren	0	0	0	0	0	0	---	0	0	0	0	0	0	---	0	0	---	0	0	0.0	0	---	0
G 35 Tschetter, Aaron	0	0	0	0	0	0	---	0	0	0	0	0	0	---	0	0	---	0	0	0.0	0	---	0
G 36 Hobgood, A.	0	0	0	0	0	0	---	0	0	0	0	0	0	---	0	0	---	0	0	0.0	0	---	0
G 37 Hager, Ginny	0	1	1	1	1	2	0.333	2	0	1	1	3	1	0.750	4	3	0.571	0	1	2.5	7	0.357	1
G 38 Hawks, Michael	1	1	1	0	2	1	0.667	1	0	1	1	2	1	0.667	4	2	0.667	0	1	2.5	6	0.417	1
G4/ We're Sexy & We Throw It	3	3	5	1	8	4	0.667	3	0	3	0	6	0	1.000	20	4	0.833	0	0	2.5	24	0.104	
G 40 McNamara, Ken	1	0	1	0	2	0	1.000	1	0	1	0	2	0	1.000	4	0	1.000	0	0	0.0	4	0.000	1
G 41 McNamara, Karen	0	1	0	0	0	1	0.000	0	0	1	0	1	0	1.000	1	1	0.500	0	0	0.0	2	0.000	1
G 42 Bohanan, Heather	1	0	1	0	2	0	1.000	1	0	1	0	2	0	1.000	4	0	1.000	0	0	0.0	4	0.000	1
G 43 Ross, Anne	0	1	1	0	1	1	0.500	1	0	0	0	1	0	1.000	2	1	0.667	0	0	0.0	3	0.000	1
G 44 Jones, Mike	1	0	1	0	2	0	1.000	1	0	1	0	2	0	1.000	4	0	1.000	0	0	1.0	4	0.250	1
G 45 Crawford, Neal	0	0	0	0	0	0	---	0	0	0	0	0	0	---	0	0	---	0	0	0.0	0	---	0
G 46 VanLienen, Dawn	0	0	0	0	0	0	---	0	0	0	0	0	0	---	0	0	---	0	0	0.0	0	---	0
G 47 Morlando, Jim	0	0	0	1	0	1	0.000	1	0	1	0	2	0	1.000	2	1	0.667	0	0	0.0	3	0.000	1
G 48 Balint, Joey	0	1	1	0	1	1	0.500	1	0	1	0	2	0	1.000	3	1	0.750	0	0	1.5	4	0.375	1
G5/ Triple Shot	3	9	5	7	8	16	0.333	1	5	3	3	4	8	0.333	16	32	0.333	0	0	6.0	48	0.125	
G 50 Newton, Tamara	1	1	1	0	2	1	0.667	1	1	0	2	1	3	0.250	3	4	0.429	0	0	2.0	7	0.286	2
G 51 Newton, Ted	0	2	1	1	1	3	0.250	0	2	1	0	1	2	0.333	2	5	0.286	0	0	2.0	7	0.286	2
G 52 Owens, Martha	1	0	0	2	1	2	0.333	1	0	1	1	2	1	0.667	3	3	0.500	0	0	0.0	6	0.000	2
G 53 Owens, Mike	1	0	1	0	2	0	1.000	0	1	2	0	2	1	0.667	4	1	0.800	0	0	0.0	5	0.000	2
G 54 Owens, Sean	0	2	1	0	1	2	0.333	0	2	0	1	0	3	0.000	1	5	0.167	0	0	1.0	6	0.167	2
G 55 Harris, Thomas	0	1	1	1	1	2	0.333	0	1	0	1	0	2	0.000	1	4	0.200	0	0	0.0	5	0.000	2
G 56 Smith, Kenny	0	1	0	2	0	3	0.000	0	1	1	1	1	2	0.333	1	5	0.167	0	0	1.0	6	0.167	2
G 57 Green, Felicia	0	2	0	1	0	3	0.000	0	2	1	0	1	2	0.333	1	5	0.167	0	0	0.0	6	0.000	2
G6/ Killer Dee's	4	8	3	9	7	17	0.292	1	5	3	3	4	8	0.333	15	33	0.313	0	0	6.0	48	0.125	
G 60 Bailey, Craig	2	0	0	0	2	0	1.000	0	1	1	1	1	2	0.333	3	2	0.600	0	0	1.0	5	0.200	2
G 61 Ehrmann, Rob	1	0	1	0	2	0	1.000	0	1	0	0	0	1	0.000	2	1	0.667	0	0	3.0	3	1.000	1
G 62 Kedell, Pete	0	2	0	2	0	4	0.000	0	2	1	1	1	3	0.250	1	7	0.125	0	0	0.0	8	0.000	2
G 63 Francis, Dave	0	1	1	0	1	1	0.500	1	0	0	1	1	1	0.500	2	2	0.500	0	0	0.0	4	0.000	1
G 64 Gibson, Jason	0	1	0	2	0	3	0.000	1	1	1	0	2	1	0.667	2	4	0.333	0	0	0.0	6	0.000	2
G 65 Morgraves, Jeannie	0	0	0	2	0	2	0.000	0	0	1	1	1	1	0.500	1	3	0.250	0	0	0.0	4	0.000	2
G 66 Jones, Tre	0	2	0	1	0	3	0.000	0	2	1	1	1	3	0.250	1	6	0.143	0	0	0.0	7	0.000	2
G 67 Nguyen, Tommy	1	1	1	1	2	2	0.500	0	2	0	1	0	3	0.000	2	5	0.286	0	0	2.0	7	0.286	2
G 68 Kuhar, Doug	0	1	0	1	0	2	0.000	0	1	1	0	1	1	0.500	1	3	0.250	0	0	0.0	4	0.000	1
G7/ 21 Dart Salute	8	4	4	8	12	12	0.500	0	6	1	5	1	11	0.083	14	34	0.292	4	0	6.5	48	0.135	
G 70 Porzio, Yelena	0	0	0	0	0	0	---	0	0	0	1	0	1	0.000	0	1	0.000	0	0	0.0	1	0.000	1
G 71 Deason, Michael	2	0	1	1	3	1	0.750	0	1	0	1	0	2	0.000	3	3	0.500	1	0	0.0	6	0.000	2
G 72 Kieselhorst, Eric	0	0	0	1	0	1	0.000	0	1	0	0	0	1	0.000	0	2	0.000	0	0	0.0	2	0.000	1
G 73 Clark, Renee	0	2	0	1	0	3	0.000	0	1	0	2	0	3	0.000	0	6	0.000	0	0	0.0	6		