



Tons of Newsletter

The Spring Session of the Raleigh Dart League, week #13, Wednesday, April 17, 2024 Issue #JK877

The "Facts Is Facts" Edition

SCORESHEET RETURNS IN WEEKS 13 AND 14

[Note: I run this item every season... You've seen it before, and you'll see it next season. It still applies, so please read on. - JK]

I am begging each of you captains: please send your week 13 and week 14 scoresheets as quickly as possible. Preferably, all of you would send your scoresheets by early Friday. I need the week 13 scoresheets quickly to assemble the singles and all-star leaders lists for the final week of play. **Any division for which I don't have all of the scoresheets will NOT receive the leader standings or divisional statistics, unless no top throwers are included in that match.** It is not fair for some players to know how the others did in week 13, and not vice versa. So, please send me your week 13 scoresheets quickly. ##### I also need your week 14 scoresheets sent quickly, so that there aren't any playoff positions changed by a scoresheet return penalty. If I have to call people on Tuesday and change the match in which they are involved, I will be VERY unhappy. I have had to do that twice before, and I DON'T want to do it again.

MINIMUM GAME REQUIREMENTS

Please do not forget that there are minimum numbers of games required in order to win awards for singles win percentage and all-star point average. These minimums are printed on page 4 of every issue of the Tons, so not being aware of them is your own fault. Make sure that any members of your team that are in the running for either of these awards play enough games if they are interested in trying to win either of those categories.

ALSO, DON'T FORGET...

...there is a minimum number of matches played for participation in postseason tournaments. That number is 4 matches for all teams in all divs., regardless of forfeits, byes, or whatever. You simply must throw in 4 matches. Four. No more, just 4. There are presently 46 active team members who have yet to play a 4th match - 8 in A, 8 in B, 4 in C, 7 in D, 6 in E, 7 in F, and 6 in G.

TOURNAMENT HOST ESTABLISHMENTS

Don't forget to make sure that your host establishments are ready for hosting in weeks 15-17. They'll have 7pm matches, with two visiting teams, who aren't used to playing there. So, heads up.

Find more news/columns on pages 3, 5 (including the match predictions), and 8 (including the trivia column).

RDL HEADLINES

"A" Division: Element and Bullies pass test round #1 as they head toward week 14 matchup; Serious wins, now in position to lock in a top-five spot (and a stay in A) with a win in the last match
"B" Division: Dart Attack cruises yet again, got it all going as they coast right into A in the fall; Stumble Out rebounds, now likely to hold off Kids in the race for 2nd; Consistent hitting a stride
"C" Division: Constantly leaves 3 of their top 5 at home, still nearly steals one from McGavin with 501 sweep; Outlaws take out Rif Rif to basically stop any talk of a bottom-two finish for them
"D" Division: Idiots pick a terrible time to show up without two of their best throwers; Reload takes lead over DD-214 into 501, but you just can't leave a door cracked for the comeback kids; now D is back to four teams within one loss of each other at the top
"E" Division: Possee handles the Ducks, in position to clinch E title now; Dart Side takes five doubles from Cheapies to close in on locking in 2nd; Irish stop the Bangin, create three-way race
"F" Division: Zero and Rippin each post huge wins, the Shooters toss another on the pile, and the top three spots are just about finalized now; Updyke-less Nein Mark steps over Dartifacts
"G" Division: She Said and Vader's each handle a bottom-three opponent, end up a little farther ahead of the competition when Bottoms Up use big singles gap to hand Dee's 2nd loss in last 9

Name the band/singer? the song? Last week's answers: Song 1 = "Can't Keep It In" by Cat Stevens; Song 2 = "Stray Cat Strut" by Stray Cats; Song 3 = "Photograph" by Def Leppard. And the theme? This set was all about those feline artists. Yeah, yeah, Leppard is their own special spelling. [Paul Jacobi did really well, hitting everything but the song/artist pair for #1 - far better than I did on the lyrics quiz he crafted and sent back to me (Paulie likes a lot more metal than I do). But it was Pete Rutten's perfect set that ruled this week. - JK]

Week 13, song #1 lyric: "With my mind on my money and my money on my mind, Rollin' down the street, smokin' indo"

Week 13, #2: "I don't mind stealin' bread from the mouths of decadents, But I can't feed on the powerless when my cup's already overfilled"

Week 13, song #3 lyric: "You and me, baby, ain't nothin' but mammals, So let's do it like they do on the Discovery Channel"

END OF SEASON BANQUET PROPOSALS - LAST CALL

It's almost RDL banquet time again! The Board is soliciting bids for the Spring 2024 banquet, to be held Saturday, May 18th, from 11 am until the Blind Draw concludes (usually around 6 pm). Bars are not required to close to regular patrons; however, if there will be non-RDL persons there, it's necessary to ensure sufficient room for RDL members/guests, and that food paid for by RDL is reserved for RDL.

In order for your proposal to be considered, you will need to provide for the following: ➤ Facility should be available for set up by 10:30 a.m. the morning of the 9th. ➤ Bar should open by 11:00 a.m., food served approximately at 12 noon. ➤ Menu requirements: buffet style meal – the particulars of the menu are up to the establishment, however it should be more extensive than subs and appetizers.

➤ Plan to feed 150 people. ➤ Complimentary non-alcoholic beverages, soft drinks, tea, etc. ➤ Some type of beer special would be greatly appreciated. ➤ Seating for 80+ ➤ Space to accommodate a total of 8+ dart boards for the Blind Draw. (If your establishment already has boards, they will count toward the total of 8.) ➤ PA system. ➤ Adequate staff. ➤ Adequate parking that is close by, free, and not time-limited (ex., 2 hr zones). ➤ Bid proposal must be for the total to be charged, incl. menu items, taxes, gratuity, & any other charges.

Bids are due by Saturday, May 4th, and are to be sent to Vice President Angela Jeffcoat.

If you have interest in submitting a bid or receiving further info., please contact Angela at angelamjjeffcoat@gmail.com or (919)-673-7339.

DIVISIONAL TEAM STANDINGS and MATCH RESULTS FROM WEEK 12 (4/10/24)

(Home team listed second in each match.)

	<u>W</u>	<u>L</u>	<u>Pts.</u>	<u>Teams</u>	<u>Score</u>	<u>301</u>	<u>SCkt</u>	<u>DCKt</u>	<u>501</u>	<u>1001</u>	<u>ASPs</u>	<u>Short-handed?</u>	<u>Penalties</u>	
"A" Division	👉 Element XL	10	0	191	Element	18	4	4	6	4	-	37.0	-	-
	2 The Bullies	9	1	170	Fringe	6	2	2	0	2	-	16.5	-	-
	3 Lunatic Fringe	7	3	136	2 Liver Die	7	2	1	2	2	-	22.5	-	-
	4 2 Liver Die with LA	5	5	113	Bullies	17	4	5	4	4	-	33.0	-	-
	5 Why So Serious?	3	8	85	Serious?	13	3	2	4	4	-	17.5	-	-
	6 Show Me Your Tips	2	8	90	Darty Minds	11	3	4	2	2	-	13.0	-	-
👈 Darty Minds	0	11	78	Show Me	-		(BYE)			-	-	-	-	
"B" Division	👉 Dart Attack	12	0	186	Dart Attack	15	3	6	4	2	-	13.0	-	-
	2 Double In, Stumble Out	8	4	161	Matt's Tab	9	3	0	2	4	-	12.0	-	-
	3 Trips Are For Kids	7	5	138	Stumble Out	15	2	5	6	2	-	17.5	-	-
	4 Inconsistently Consistent	6	6	152	Nine Lives	9	4	1	0	4	-	9.0	-	-
	5 Put It on Matt's Tab	5	7	130	For Kids	13	2	3	4	4	-	10.5	-	-
	6 Raging Bulls Eyes	4	8	128	Bandits	11	4	3	2	2	-	11.5	-	-
	7 Nine Lives	3	9	129	Consistent	16	4	4	4	4	-	19.5	-	-
	8 One Armed Bandits	3	9	127	Raging	8	2	2	2	2	-	20.0	-	-
"C" Division	1 Shooter McGavin	8	2	128	Off Constantly	12	2	2	2	6	L	14.0	-	-
	2 Hump Day!	7	3	133	McGavin	12	4	4	4	0	W	13.5	-	-
	3 Off Constantly-Reboot	6	4	124	Rif Raf	9	2	1	2	4	-	8.0	-	-
	4 The Outlaws	5	5	129	Outlaws	15	4	5	4	2	-	16.0	-	-
	5 Darty Sanchez	4	6	110	Menace	11	1	2	4	4	-	12.5	-	-
	6 Rif Raf	4	7	116	Sanchez	13	5	4	2	2	-	12.5	-	-
	👈 Menace 2 Sobriety	2	9	111	Hump Day!	-		(BYE)			-	-	-	-
"D" Division	1 Village Idiots	8	3	148	Idiots	10	2	2	2	4	-	12.5	-	-
	2 Reload	7	3	154	Rangers	14	4	4	4	2	-	11.5	-	-
	3 DD-214	7	4	141	Reload	10	2	4	4	0	-	15.0	-	-
	4 Red-eye Rangers	6	4	129	DD-214	14	4	2	2	6	-	15.5	-	-
	5 Ton 80 Proof	4	6	112	Machine	11	3	4	2	2	-	9.0	-	-
	6 Sharky's Machine	4	6	112	Ton 80 Proof	13	3	2	4	4	-	13.5	-	-
	👈 She-Unit	0	10	64	She-Unit	-		(BYE)			-	-	-	-
"E" Division	👉 Liquor Possee	11	1	164	Duck Around	8	4	2	2	0	-	10.5	-	-
	2 Dart Side of the Moon	9	3	157	Possee	16	2	4	4	6	-	13.0	-	-
	3 Death Throw	7	5	159	Cheap Shots	8	2	4	2	0	-	7.0	-	-
	4 Runs with Corks	6	6	146	Dart Side	16	4	2	4	6	-	7.5	-	-
	5 Cheap Shots	6	6	137	Death Throw	15	4	3	6	2	-	8.0	-	-
	6 Bangin the Wire	3	9	132	Corks	9	2	3	0	4	-	7.5	-	-
	7 Duck Around & Find Out	3	9	128	Bangin	11	3	2	2	4	-	6.5	-	-
	8 Irish Ton	3	9	117	Irish Ton	13	3	4	4	2	-	5.0	-	-
"F" Division	👉 Zero Dart Ton 80	12	0	212	Coach	6	2	2	0	2	-	8.0	-	-
	2 Rippin Darts	10	2	176	Zero Dart	18	4	4	6	4	-	6.5	-	-
	3 Shark Shooters	8	4	161	Sofa Kings	4	1	1	0	2	-	4.5	-	-
	4 Sofa Kings	7	5	147	Rippin	20	5	5	6	4	-	10.5	-	-
	5 Nein Mark	5	7	133	Triple Shot	6	3	1	2	0	-	7.5	-	-
	6 Triple Shot	3	9	98	Shark Shooters	18	3	5	4	6	-	11.0	-	-
	7 Coach's Last Dance	2	10	110	Dartifacts	11	4	1	2	4	-	3.0	-	-
	8 The Dartifacts	1	11	93	Nein Mark	13	2	5	4	2	-	2.0	-	-
"G" Division	1 That's What She Said	10	2	175	She Said	17	3	4	6	4	-	11.5	-	-
	2 Dart Vader's	9	3	166	Salute	7	3	2	0	2	-	8.5	-	-
	3 Bottoms Up	8	4	171	Dart Vader's	14	4	4	5	1	-	9.0	Yes	-
	4 Killer Dee's	8	4	133	Dart Knights	7	1	2	0	4	-	8.5	-	-
	5 We're Sexy & We Throw It	5	7	131	Bottoms Up	13	4	5	2	2	-	9.5	-	-
	6 The Neighborhood Dart Knight	4	8	122	Killer Dee's	11	2	1	4	4	-	7.0	-	-
	7 21 Dart Salute	4	8	108	We Throw It	15	3	4	2	6	-	5.5	-	-
👈 Darts and Crafts	0	12	104	Crafts	9	3	2	4	0	-	6.0	-	-	

👉 = regular season division champion

👈 = clinched "top-two" finish in division

👈 = clinched "bottom-two" finish in division

"HOT DARTS"

Player Name	Team Name	Hot Darts	Can't remember what to report for the 'Hot Darts' list here? Check out page 4 - the list of minimums is there EVERY week.					
"A" Division					Schaefer, John	Sharky's Machine	5.5 ASPs	
Jones, Jimmie	The Bullies	9m			Blake, Rick	Ton 80 Proof	5.0 ASPs	
Mozzetti, Tim	Lunatic Fringe	9m	Lea, Zeek	Dart Attack	17-dart SCKt	Jones, Dustin	Reload	5.0 ASPs
Phillips, Stevie	Element XL	9m	Eastmead, Phillip	Double In, Stumble	7.0 ASPs	Jones, Nick	Village Idiots	5.0 ASPs
Massengill, Chad	Element XL	120-In	Palmer, Matt	Inconsistently Cons	5.5 ASPs	Powell, Zach	Red-eye Rangers	4.0 ASPs
Phillips, Robbie	Element XL	120-In	Butters, Kent	Double In, Stumble	5.0 ASPs	Dehnel, Sebastian	Ton 80 Proof	3.5 ASPs
Jones, Jimmie	The Bullies	129-Out	Ginger, Chuck	Raging Bulls Eyes	4.5 ASPs	Rowe, Dan	Village Idiots	3.5 ASPs
Massengill, Chad	Element XL	12-dart 301	Lea, Zeek	Dart Attack	4.5 ASPs	"E" Division		
Phillips, Robbie	Element XL	16-dart SCKt	Litzsinger, Mike	Raging Bulls Eyes	4.5 ASPs	McMillan, Bill	Cheap Shots	5-Bulls
Gauthier, Kyle	2 Liver Die with L	10.0 ASPs	Ridgway, Matt	Trips Are For Kids	4.5 ASPs	Martinez, Gustavo	Liquor Possee	4.0 ASPs
Phillips, Stevie	Element XL	10.0 ASPs	Morgan, Larry	Raging Bulls Eyes	4.0 ASPs	Port, Brian	Bangin the Wire	4.0 ASPs
Gibson, Pat	The Bullies	9.5 ASPs	White, Jim	One Armed Bandits	4.0 ASPs	Rawlings, Shane	Duck Around & Fir	4.0 ASPs
Naylor, Dan	The Bullies	9.5 ASPs			Willis, Bladen		Death Throw	3.0 ASPs
Massengill, Chad	Element XL	8.5 ASPs			"F" Division			
Phillips, Robbie	Element XL	8.5 ASPs			Bender, Jamie		The Dartifacts	8m
Jones, Jimmie	The Bullies	7.0 ASPs			Helton, Dakota		Rippin Darts	3.0 ASPs
Cole, Mike	Why So Serious?	6.0 ASPs			Stacy, Rod		Shark Shooters	3.0 ASPs
Cusher, Dean	The Bullies	6.0 ASPs			"G" Division			
Mitchell, Sid	Lunatic Fringe	6.0 ASPs			DiMichele, Doug		That's What She Sa	7.0 ASPs
Minty, Ross	Element XL	4.5 ASPs			Swepson, Jerrell		Neighborhood Dart	5.0 ASPs
Tan, Wil	Element XL	4.5 ASPs			Boudreaux, Mark		21 Dart Salute	4.0 ASPs
"B" Division					McMillan, Evan		Bottoms Up	4.0 ASPs
Borgna, Andrew	Put It on Matt's Tab	5-Bulls			Schaefer, Pat		Neighborhood Dart	3.5 ASPs
Butters, Kent	Double In, Stumble Out	120-In			Brady, Marlin		Dart Vader's	3.0 ASPs
Jones, Mike	Dart Attack	120-In			Crabtree, Reagan		Bottoms Up	3.0 ASPs
Morgan, Larry	Raging Bulls Eyes	120-Out			Gillespie, Jeff		We're Sexy & We 1	3.0 ASPs
					Bailey, Matthew		21 Dart Salute	2.5 ASPs
					Tschetter, Aaron		Bottoms Up	2.5 ASPs

DIVISIONAL TROPHY DART CATEGORIES

	A division	B division	C division	D division	E division	F division	G division
High In (301 first turn only!!)	Ton-60 Dan Naylor The Bullies (2/21) Kenny Persson Element XL (2/28)	Ton-60 (3/13/24) Matt Wilson Put It on Matt's Tab	Ton-52 (3/27/24) Andy Krestalude Hump Day!	Ton-60 (1/24/24) David Frederickson Ton 80 Proof	Ton-54 (1/31/24) Hector Pereida Irish Ton	Ton-20 (3/13/24) Chase McDonald Rippin Darts	Ton-40 (2/14/24) Ken McNamara We're Sexy & We Throw It
High Out (301/501/1001)	Ton-64 (3/6/24) Robbie Phillips Element XL	Ton-60 (2/21/24) Jeff Rudy One Armed Bandits	Ton-14 (4/10/24) Dan Clark The Outlaws	Ton-18 (2/21/24) Mark Powell Red-eye Rangers	Ton-20 (2/14/24) Chris Moody Runs with Corks	Ton (2/7/24) Simon Healy Shark Shooters	Ton-20 (3/13/24) Doug DiMichele ...What She Said
Fast Singles 301	9 darts Stevie Phillips Element XL (1/31) Dan Naylor The Bullies (2/21) Robbie Phillips Element XL (twice - 3/6, 3/13)	11 darts Andrew Borgna ...Matt's Tab (1/31) Ed Grubb ...Consistent (2/7) Robb Porcelli Nine Lives (3/27)	10 darts (3/27/24) Andy Krestalude Hump Day!	10 darts (1/31/24) Scott Kirkpatrick Red-eye Rangers	15 darts Adam Barnes ...Possee (1/31) Olivia Mathews Death Throw (2/14) Chris Moody ...Corks (2/14) Ryan Bathurst ...Possee (3/6) Steve Witz Cheap Shots (3/20)	13 darts (1/24/24) Nick Beach The Dartifacts	12 darts Barry Thompson, Jr. ...She Said (2/28) Doug DiMichele ...She Said (3/13)
Fast Singles Cricket	12 darts (3/27/24) Pat Gibson The Bullies	17 darts (4/10/24) Zeek Lea Dart Attack	21 darts (1/24/24) Kevin Olson Off Constantly- Reboot	23 darts Bryan Hartley Village Idiots (twice - 1/31, 4/3) Eric Haywood Village Idiots (3/20)	17 darts (3/13/24) Michael Fleener Runs with Corks	19 darts (2/7/24) Connor Wood Rippin Darts	28 darts John Kline ...Crafts (2/7) Ken McNamara ...Throw It (4/3)
Fast Doubles Cricket	14 darts (2/28/24) Kevin Foushee & Pat Gibson The Bullies	21 darts (3/13/24) Mike Jones & Zeek Lea Dart Attack	22 darts (4/3/24) Barry Jackson & Ed Williams Rif Raf	30 darts (3/20/24) Bryan Hartley & Dan Rowe Village Idiots	29 darts (3/20/24) Sean Bosier & Tolson Willis Death Throw	37 darts (2/14/24) Phil Barletta & Shervin Ejlali Coach's Last...	19 darts (2/14/24) Mike Raquet & Barry Thompson ...What She Said
Fast Doubles 501	16 darts Kenny Persson & Robbie Phillips Element XL (2/14) Grey Jones & Cody Lange 2 Liver... (3/27)	15 darts (2/28/24) Matt Byrne & Matt Palmer Inconsistently Consistent	20 darts (2/14/24) Tim Bunn & William McEwen Hump Day!	24 darts (1/24/24) Rick Blake & Chris Gagner Ton 80 Proof	22 darts (2/14/24) Chris Mincey & Parker Stark Bangin the Wire	21 darts (1/31/24) Kevin Scott & Kevin Turner Zero Dart Ton 80	23 darts Mike Jones & Ken McNamara ...Throw It (1/31) Evan McMillan & Lauren Smith Bottoms Up (3/6)

Perfect Throws

9-Marks

Pat Gibson (2) (The Bullies, 2/7, 2/28)	Whitney Gibson (She-Unit, 2/14)	Kenny Persson (Element XL, 1/24)	Jimmie Jones (The Bullies, 3/27)	
Robbie Phillips (2) (Element XL, 1/31, 2/28)	Shawn Graber (Shark Shooters, 3/20)	Stevie Phillips (Elements XL, 4/10)	Sid Mitchell (Lunatic Fringe, 2/7)	
Jimmy Arnold (Reload, 3/6)	Ed Grubb (Inconsistently Consistent, 2/7)	Sal Reitano (Darty Minds, 2/21)	Robbie Phillips (Element XL, 2/14)	
Adam Bakowski (Tony Horton, 2/21)	Bryan Hartley (Village Idiots, 3/20)	Sean Roseman (Dart Side..., 2/21)	Stevie Phillips (Element XL, 2/28)	
Ryan Beene (Bangin the Wire, 1/24)	Tony Horton (Darty Minds, 2/21)	Lee Scott (The Outlaws, 2/28)	Jeff Rudy (One Armed Bandits, 2/28)	
Jamie Bender (The Dartifacts, 3/13)	Jimmie Jones (The Bullies, 4/10)	Mike Seward (2 Liver Die with LA, 2/7)	Mike Seward (2 Liver Die..., 2/7)	
Rick Blake (Ton 80 Proof, 2/14)	Andy Krestalude (Hump Day!, 3/27)	Ton-80s		
Gary Burney (Cheap Shots, 2/28)	Patrick Merkle (Trips Are For Kids, 4/3)	Jimmy Arnold (Reload, 3/13)	J.J. Tant (The Outlaws, 2/7)	
Kevin Foushee (The Bullies, 1/31)	Tim Moore (Darts and Crafts, 3/27)	Matt Byrne (Inconsistently Con., 3/6)	Vic White (Why So Serious?, 2/14)	
	Tim Mozzetti (Lunatic Fringe, 4/10)	Matthew Copple (Nine Lives, 2/14)	Tom Winters (Rif Raf, 2/7)	
		David Evans (Bottoms Up, 3/27)	6-Bulls	
			Pat Gibson (The Bullies, 2/21)	

RDL WEBSITE - www.raleighdartleague.org

Webmaster: Matt Ridgway (of Trips Are For Kids)
 contact him, if needed, at: meridgway84@gmail.com

HOW TO REACH US

Email scoresheets: jdkilts@yahoo.com or jdkilts@gmail.com

Or text scoresheets: 919-423-5766 - and we also always recommend watching for confirmation of receipt! (in response to either emailed or texted scoresheet images!)

Roster Addition/Change Requests:

Heather Bohanan, (contact her at phone/email info below)

New Member/Registration Fees:

Taylor Caldwell, (contact her at phone/email info below)

Nomination and Election Ballots:

Andrew Borgna, (contact him at phone/email info below)

Grievances/Complaints/Rules Suggestions:

Joel Eason, (contact him at phone/email info below)

2024 Board of Directors

<i>President</i>	Michael Johnson	919-413-0495
	email: president@raleighdartleague.org	
<i>Vice President</i>	Angela Jeffcoat	919-673-7339
	email: angelamjeffcoat@gmail.com	
<i>Secretary</i>	Andrew Borgna	919-889-2457
	email: akborgna@gmail.com	
<i>Treasurer</i>	Taylor Caldwell	919-623-9920
	email: tcaldwell831@gmail.com	
<i>Membership</i>	Heather Bohanan	919-819-9957
	email: membership@raleighdartleague.org	
<i>Rules/Grievances</i>	Joel Eason	919-227-6966
	email: ajenbk@yahoo.com	

Social Media Coordinator: Kim Hoover 260-413-6173
 email: biz.krhoover@gmail.com

League Statistician/Editor: Jason Kilts 919-423-5766
 email: jdkilts@yahoo.com or jdkilts@gmail.com

"HOT DARTS" LISTING GUIDELINES

Here are the guidelines that will be used for the minimum number of all-star points each week for the "hot darts" page.

"A" Div. = 4.5 or more ASPs; "B" Div. = 4.0 or more ASPs

"C, D" Divisions = 3.5 or more ASPs

"E, F" Divs. = 3.0 or more ASPs; "G" = 2.5 or more ASPs

Also, we will list any fast games, high ins, high outs, or other amazing feats that you think warrant a little recognition (e.g., Ins & Outs higher than a Ton, 24-dart cricket games, 15-dart 301s, 24-dart 501s, Ton-70s and up, 5-Bulls+, etc.).

Extra note: it's also ok to call in "fast games" in each set, even if they don't necessarily meet the maximum dart counts above.

SEASON-LONG TROPHY DART**MINIMUM GAMES PLAYED REQUIREMENTS**

To be eligible for all-star point ave. & singles win %-age awards, you must play at least 66% of this season's projected games:

for Divs. "A", "C" (except team C3) and "D" (7 teams / div.):

Singles win %-age: min. of 16 Singles Games Played

All-star pt. Average: min. of 32 Total Games Played

for team C3 (due to 1 forfeit received):

min. of 15 Singles Games Played, 30 Total Games Played

for Divisions "B", "E", "F" and "G" (8 teams / division):

Singles win %-age: min. of 19 Singles Games Played

All-star pt. Average: min. of 37 Total Games Played

CALENDAR OF EVENTS

Sat., April 27 NC City Dart League & NC Ladies' Cup

NCCDL: Boone@Ral, PCity@CapArea, Dur@LakeN,
Pine@ChHill, Pied@Fay, Ashe@Jack

NCLC: Pied@Apex, PCity@CapArea, Dur@LakeN,
Pine@FuqVar, Ashe@Jack

Wed., May 1 / 8 / 15 - Spring 2024 RDL Div. Tournaments

Sat., May 4 Spring 2024 RDL Banquet bid deadline

Mon., May 6 RDL Board Meeting

Sat., May 18 Spring 2024 - Season Banquet, location TBD
May 31-Jun 2 Wreck at the Deck, (ADO), \$5200+

The Upper Deck, 329 N. Harrison Ave., Cary

Mon., June 3 RDL Board Meeting

June 7-9 Central VA Dart Classic, (ADO), \$10,200

June 22&29 NCCDL/NCLC match weekend

July 11-14 32nd Charlotte Open, (ADO), \$18,000+, The Sheraton Airport Hotel, 3115 Scott Futrell Dr; also the site of the 2024 Masters Nationals

Wed., July 24 Fall 2024 - RDL registration, location TBD

July 25-28 Music City Classic, (ADO), \$26,300, Nashville

Sat., July 27 NCCDL/NCLC match weekend

Aug. 2-4 Semper Fi Showdown, (ADO), \$3000, Spanky's Sports Bar/Grill, 2532 Onslow Dr, Jacksonville

Wed., Aug. 7 Fall 2024 RDL Preseason Captains' Meeting

Wed., Aug. 14 Fall 2024 first night of match play

Other Local Weekly Leagues

Tuesdays Bull City Dart League, Durham
<http://www.thebcdl.org/>

Thursdays Triangle Dart League, Chapel Hill
<https://www.ibiblio.org/ncdarts/tdl/>

several days American Dart League, across Wake county
<https://www.adadarters.com/> (national website)

someday? Wake Forest Area Dart League, Wake Forest
<https://www.facebook.com/groups/326939964601080/>

Weekly Blind Draws - Over the years, many blind draws have come and gone. If any of these folds or if any others start up, please let me know and I'll update this list. Thanks.

(this one is double elim., \$5 entry, bar matches the pot... extra \$50 if there are 32+ players, plus a triple shot !)

Fri., 8 pm Upper Deck, 919-460-1786, 329 N.Harrison
(2nd and 4th Fridays each month, double elim., \$10 entry)

Fri., 6:30 pm American Legion F-V, 6400 Johnson Pond Rd
(\$10 entry, plus a triple shot and a 50/50 drawing)

Sat., 12:30 pm Back Then Bar & Grill, 984-333-0047,
 107 Edinburgh S Dr, Cary; MacGregor Village
(this one is \$5 entry, bar matches 150% if 16+ players !)

Sun., 6 pm Sharky's Place, 919-783-5448, 5800 Duraleigh
(this one is double elm., \$5 entry, bar matches the pot!)

Mon., 7:30 pm Neighborhood, 919-377-2344, 301 N. Harrison
(this one is \$5 entry, bar matches up to \$100, plus an alternating double/triple shot !) 2201 South Main Street,

Mon., 7 pm Mackey's Pub, 919-435-6018, Wake Forest
(this one is \$5 entry, double elim., plus a \$5 triple shot)

Tue., 7 pm Whistlestop Bottleshop, 919-366-6080, Wendell

PENALTY LOG

Late scoresheet return (16 pts.): Killer Dee's (G,wk.4,wk.5).

THIS WEEK'S MATCHES (Week 13)

The Bullies @ Lunatic Fringe (Upper Deck 13&15)	
Element XL @ 2 Liver Die with LA (Sharky's Place 3&4)	"A"
Show Me Your Tips @ Darty Minds (Cleveland - Garner 3&4)	Div.
BYE - Why So Serious?	
Put It on Matt's Tab @ Double In, Stumble Out (Cleve.-Garner 1&2)	
Inconsist. Consistent @ Trips Are For Kids (Upper Deck 1&2)	"B"
Raging Bulls Eyes @ Nine Lives (High Park 5&6)	Div.
One Armed Bandits @ Dart Attack (The Pickled Pub)	
The Outlaws @ Off Constantly-Reboot (Break Time 1&2)	
Hump Day! @ Darty Sanchez (Brass Tap 3&4)	"C"
Shooter McGavin @ Menace 2 Sobriety (High Park 1&2)	Div.
BYE - Rif Raf	
Red-eye Rangers @ Reload (Mulligans Arcade)	
Village Idiots @ Sharky's Machine (Sharky's Place 5&6)	"D"
Ton 80 Proof @ She-Unit (Upper Deck 5&6)	Div.
BYE - DD-214	
Dart Side of the Moon @ Duck Around & Find Out (Snooker's 1&2)	
Liquor Possee @ Cheap Shots (High Park 3&4)	"E"
Bangin The Wire @ Death Throw (Hot Shots)	Div.
Irish Ton @ Runs with Corks (Upper Deck 17&18)	
Nein Mark @ Coach's Last Dance (Benny's Billiards)	
Shark Shooters @ Zero Dart Ton 80 (D's Bottle Shop)	"F"
The Dartifacts @ Sofa Kings (Mac's Tavern)	Div.
Rippin Darts @ Triple Shot (Mackey's Pub 3&4)	
Bottoms Up @ That's What She Said (Brass Tap 1&2)	
Darts and Crafts @ Neighbor.Dart Knights (The Neighborhood)	"G"
Killer Dee's @ 21 Dart Salute (Amer. Legion F-V 1&2)	Div.
Dart Vader's @ We're Sexy / Throw It! (Amer.Leg. F-V 3&4)	

NEXT WEEK'S MATCHES (Week 14) - end of regular season

The Bullies @ Element XL (Upper Deck 13&15)	
Lunatic Fringe @ 2 Liver Die with LA (Sharky's Place 3&4)	"A"
Show Me Your Tips @ Why So Serious? (Mackey's Pub 1&2)	Div.
BYE - Darty Minds	
Put It on Matt's Tab @ Raging Bulls Eyes (Benny's Billiards)	
Dart Attack @ Inconsist. Consistent (Upper Deck 17&18)	"B"
Trips Are For Kids @ Double In, Stumble Out (Cleve.-Garner 1&2)	Div.
Nine Lives @ One Armed Bandits (Pantana's Pool Hall)	
Darty Sanchez @ The Outlaws (Brass Tap 1&2)	
Off Constantly-Reboot @ Hump Day! (Mackey's Pub 3&4)	"C"
Shooter McGavin @ Rif Raf (Pickled Onion #2)	Div.
BYE - Menace 2 Sobriety	
Reload @ Sharky's Machine (Sharky's Place 5&6)	
DD-214 @ Ton 80 Proof (High Park 3&4)	"D"
She-Unit @ Red-eye Rangers (Sharky's Place 1&2)	Div.
BYE - Village Idiots	
Irish Ton @ Duck Around & Find Out (Snooker's 1&2)	
Cheap Shots @ Death Throw (Hot Shots)	"E"
Runs with Corks @ Dart Side of the Moon (Brewster's Pub)	Div.
Liquor Possee @ Bangin The Wire (High Park 5&6)	
Coach's Last Dance @ Sofa Kings (Mac's Tavern)	
Zero Dart Ton 80 @ Rippin Darts (The Pickled Pub)	"F"
Shark Shooters @ The Dartifacts (London Bridge Pub)	Div.
Triple Shot @ Nein Mark (Upper Deck 3&4)	
That's What She Said @ Dart Vader's (Amer. Legion F-V 1&2)	
Neighbor.Dart Knights @ Bottoms Up (Snooker's 5&6)	"G"
Killer Dee's @ Darts and Crafts (Upper Deck 1&2)	Div.
21 Dart Salute @ We're Sexy / Throw It! (Amer.Leg. F-V 3&4)	

PREDICTIONS FOR THE WEEK

Wow, another 18-7 week. That's my fifth 18-7 week of the season, and my third in a row. And not only that, but it's the usual suspects making my picks look bad... Off Constantly, McGavin, Ton 80 Proof, Bangin the Wire... even Reload and the Rangers and Corks... It's crazy how there are just some times that keep me confused for extended periods. At least I can take solace in the fact that 6 of my 7 wrong would have flipped or tied on a single dart, as usual. Up to 213-86 for the season.

Match of the week: (D Div.) Red-eye Rangers @ Reload. All of a sudden, the D race is again a four-team free-for-all. Sadly, this is the last pairing between two of those four contenders, but that at least means that this is the most important remaining D match this season. These teams have each somehow lost 2 of their last 3, but Reload is somehow still in the D race driver seat. I'll go with Reload, 13-11.

Match #2: (G Div.) Bottoms Up @ That's What She Said. She Said still sits atop the G standings, but if they want to be there when it's all said and done, they are going to have to earn it. Their last two matches are against the two teams trying to reel them in. In addition, those two teams' other remaining match is against one of the bottom three teams, so they could certainly close the point gap. This story is sooo much better if Bottoms Up wins this, so let's take the Bottoms Upset, 13-11.

Match #3: (E Div.) Liquor Possee @ Cheap Shots. Possee's week 11 win over Dart Side has set them up for clinching this title and rolling on up to D next season. All they have to do is win just one more (and might not even need that). Taking down the Cheapies won't be easy (Cheapies have won 4 of the last 5), but I'll ride with the Possee, 14-10.

Matches #4 & #5: (C Div.) Hump Day! @ Darty Sanchez; The Outlaws @ Off Constantly-Reboot. The 2nd through 5th C teams are separated by one win each spot, so with only two weeks left it's clear that some of them really aren't title competitors anymore. But the 4th place Outlaws have won two in a row, and 5th place Sanchez has won three in a row, so these outcomes are anything but pre-determined. Will those two end the chances of their opponents tonight? Barely no, and yes! The Humpers narrowly escape, 13-11; but The Outlaws get their upset, 14-10.

Match #6: (G Div.) Dart Vader's @ We're Sexy & We Throw It. With She Said facing the Bottoms tonight, the Vader's don't really even need She Said to lose. They just need to get their own win, gain some points, and get within range for their week 14 She Said showdown that is likely for the G crown. Vader's gets payback, 15-9.

Match #7: (B Div.) Raging Bulls Eyes @ Nine Lives. Ok, we're getting to that point where we will be deciding who is likely to drop a division next season. And here we have what might well be a direct head-to-head to determine one of those spots. Raging, 13-11.

Match #8: (F Div.) Shark Shooters @ Zero Dart Ton 80. With Rippin facing Zero Dart next week (and the Shooters facing the last place team), if the Shooters can pull the upset here, they still have a slim shot at a top-two finish. Alas, Zero is not to be stopped, 16-8.

Matches #9 & #10: (A Div.) Element XL @ 2 Liver Die with LA; The Bullies @ Lunatic Fringe. Second half of the pre-showdown testers for Element and Bullies. Won't be a whole lot of drama in the wk14 showdown this season unless Element falls tonight and the Bullies don't. Obviously, I'm kinda hoping that doesn't happen. I'm thinking both take care of business. Element & Bullies, 16-8 each.

Matches #11 & #12: (B Div.) Inconsistently Consistent @ Trips Are For Kids; Put It on Matt's Tab @ Double In, Stumble Out. With Stumble and Kids squaring off in week 14, if the Kids win this get upset help from Matt's Tab, the race for 2nd (and maybe a spot in A) would be on the line. Alas, it's IC, 13-11; and Stumble, 14-10.

And the remaining 13 matches, sorted by division:

A Division: Show Me Your Tips 13, Darty Minds 11.
 B Division: Dart Attack 16, One Armed Bandits 8.
 C Division: Shooter McGavin 14, Menace 2 Sobriety 10.
 D Division: Idiots 14, Machine 10; Ton 80 Proof 16, She-Unit 8.
 E Division: Dart Side of the Moon 15, Duck Around & Find Out 9; Death Throw 14, Bangin the Wire 10; Corks 14, Irish Ton 10.
 F Division: Nein Mark 14, Coach's Last Dance 10; Sofa Kings 16, The Dartifacts 8; Rippin Darts 17, Triple Shot 7.
 G Division: Dart Knights 14, Crafts 10; Killer Dee's 15, Salute 9.

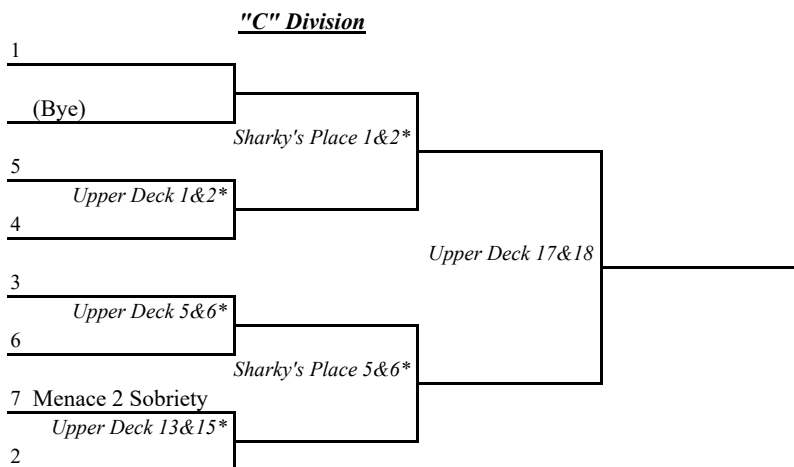
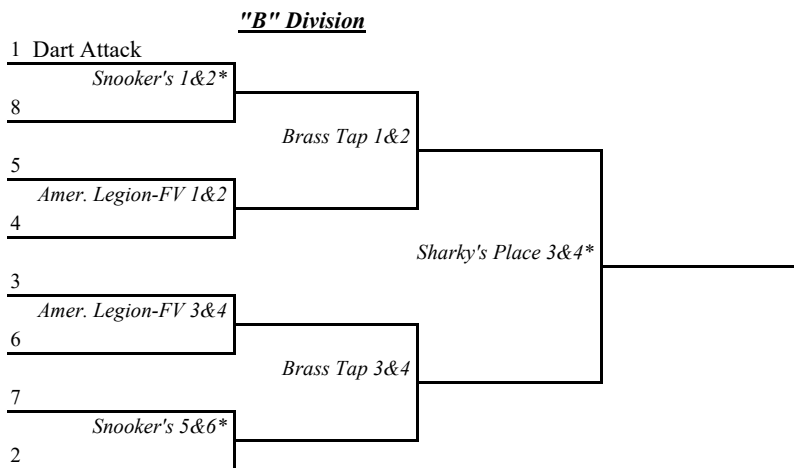
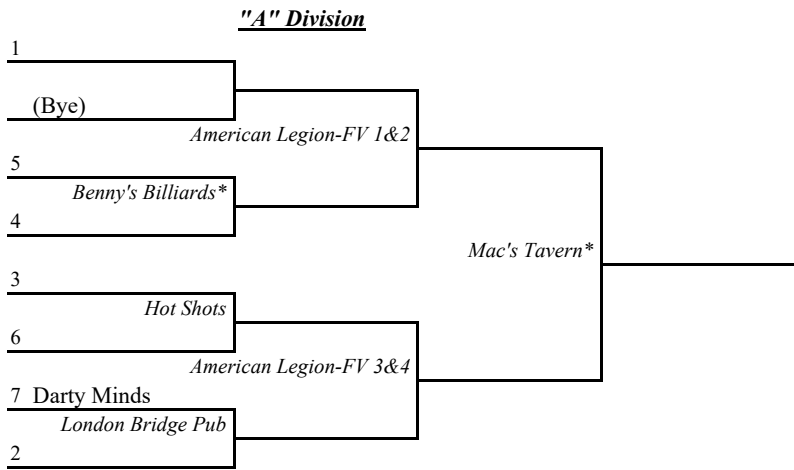
Printed below are the tournament brackets (with match locations) that we will be using this season. Teams which are already locked into a finishing position have already been placed in the bracket. Others will be filled in during the final two weeks. Please notify your team of possible match locations for your team's matches in the tournament. Host establishment phone numbers and addresses will be re-printed in the next Tons. **REMEMBER: Tournament matches start at 7:00 p.m.**

I will update the bracket as much as possible for next week's newsletter, and then send out a full bracket page before the first round matches.

[Note: Whenever an asterisk is included, that means a third board MIGHT be available and the captains may agree to use it in order to shorten the match time.]

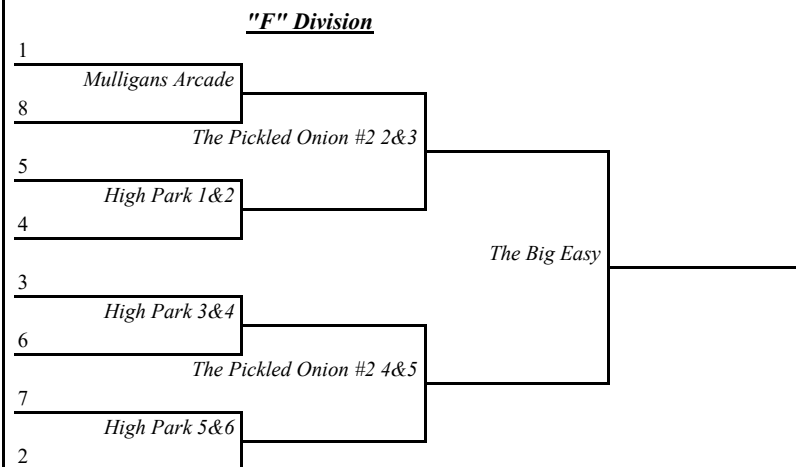
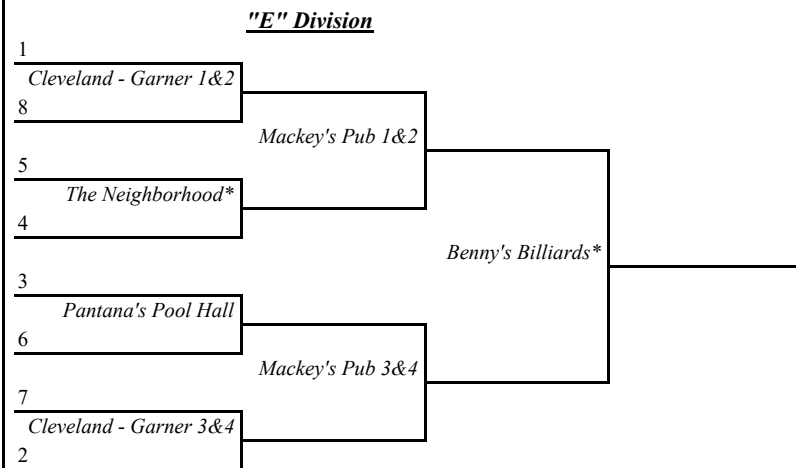
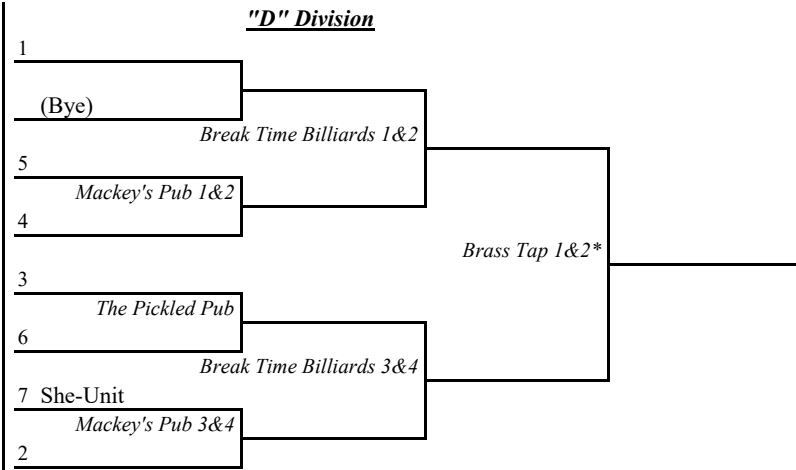
SPRING 2024 RDL DIVISIONAL TOURNAMENT SCHEDULE

<i>Quarterfinals (5/1)</i>	<i>Semifinals (5/8)</i>	<i>Finals (5/15)</i>	WINNER
----------------------------	-------------------------	----------------------	---------------

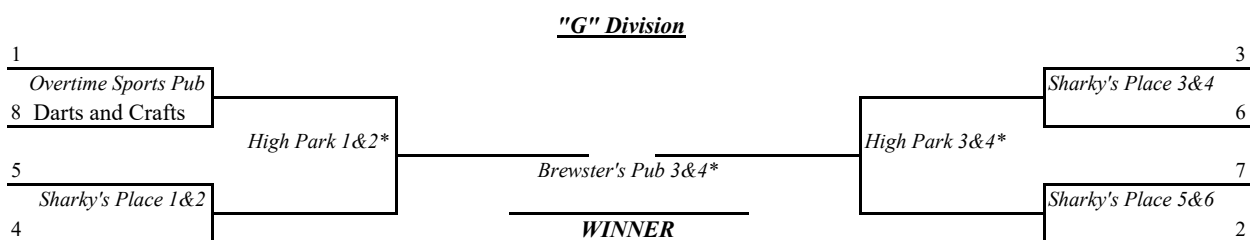


<i>Quarterfinals (5/1)</i>	<i>Semifinals (5/8)</i>	<i>Finals (5/15)</i>	
----------------------------	-------------------------	----------------------	--

<i>Quarterfinals (5/1)</i>	<i>Semifinals (5/8)</i>	<i>Finals (5/15)</i>	WINNER
----------------------------	-------------------------	----------------------	---------------



<i>Finals (5/15)</i>	<i>Semifinals (5/8)</i>	<i>Quarterfinals (5/1)</i>	
----------------------	-------------------------	----------------------------	--



Spring 2024 RDL Top Singles Records (by division) (through week 12)

(There are no missing statistics, all scores/has been received.) (* = not eligible for divisional Mug award)

(Game minimums required for these listings: 10 for divisions A, C, D; 13 for divisions B, E, F, G)

<u>"A" Division</u>		<u>W</u>	<u>L</u>	<u>%-age</u>	
1	Phillips, Robbie	A2/ Element XL	16	0	1.000
2	Phillips, Stevie	A2/ Element XL	19	1	0.950
3	Gaulthier, Kyle	A4/ 2 Liver Die with LA	17	1	0.944
	Jones, Jimmie	A1/ The Bullies	17	1	0.944
5	Gibson, Pat	A1/ The Bullies	18	2	0.900
	Massengill, Chad	A2/ Element XL	18	2	0.900
7	Tan, Wil	A2/ Element XL	16	2	0.889
8	Mitchell, Sid	A3/ Lunatic Fringe	17	3	0.850
9	Elder, Craig	A1/ The Bullies	8	2	0.800
10	Persson, Kenny	A2/ Element XL	11	4	0.733
11	Smith, Allen	A2/ Element XL	8	3	0.727
12	Foushee, Kevin	A1/ The Bullies	10	4	0.714
13	Johnson, Michael	A1/ The Bullies	10	6	0.625
	Mozzetti, Tim	A3/ Lunatic Fringe	10	6	0.625
15	Lange, Cody	A4/ 2 Liver Die with LA	11	7	0.611

<u>"B" Division</u>		<u>W</u>	<u>L</u>	<u>%-age</u>	
1	Jones, Mike	B4/ Dart Attack	21	3	0.875
2	Rodgers, Trey	B6/ Double In, Stumble Out	15	3	0.833
3	Bennett, Will	B5/ Trips Are For Kids	19	4	0.826
	Gibbs, Keith	B2/ Inconsistently Consistent	19	4	0.826
5	Porcelli, Robb	B8/ Nine Lives	18	4	0.818
6	Byrne, Matt	B2/ Inconsistently Consistent	18	5	0.783
7	Lea, Zeek	B4/ Dart Attack	17	5	0.773
8	Butters, Kent	B6/ Double In, Stumble Out	17	7	0.708
9	Grubb, Ed	B2/ Inconsistently Consistent	14	6	0.700
10	Gallagher, Jim	B3/ Raging Bulls Eyes	9	4	0.692
11	Rudy, Jeff	B7/ One Armed Bandits	15	7	0.682
12	Borgna, Andrew	B1/ Put It on Matt's Tab	16	8	0.667
	Stoy, Carson	B4/ Dart Attack	10	5	0.667
14	Suan, John	B4/ Dart Attack	11	6	0.647
15	Eastmead, Phillip	B6/ Double In, Stumble Out	14	8	0.636

<u>"C" Division</u>		<u>W</u>	<u>L</u>	<u>%-age</u>	
1	Olson, Kevin	C3/ Off Constantly-Reboot	13	1	0.929
2	Bunn, Tim	C4/ Hump Day!	18	2	0.900
3	Bell, Austin	C2/ Darty Sanchez	10	2	0.833
4	Trefzger, Eric	C2/ Darty Sanchez	15	4	0.789
5	LaFosse, Guy	C4/ Hump Day!	8	3	0.727
6	Smith, Brian	C1/ The Outlaws	13	5	0.722
7	Price, Brady	C5/ Menace 2 Sobriety	15	6	0.714
8	Tant, J.J.	C1/ The Outlaws	14	6	0.700
9	Lueneburg, Randy	C3/ Off Constantly-Reboot	9	4	0.692
10	White, J.J.	C5/ Menace 2 Sobriety	13	7	0.650
11	Clark, Dan	C1/ The Outlaws	11	6	0.647
12	Robinson, Mike	C2/ Darty Sanchez	9	5	0.643
13	Azevedo, Angelo	C3/ Off Constantly-Reboot	7	4	0.636
14	Knott, Ryan	C7/ Shooter McGavin	8	5	0.615
15	(two tied)	C7/ Shooter McGavin	12	8	0.600

<u>"D" Division</u>		<u>W</u>	<u>L</u>	<u>%-age</u>	
1	Powell, Zach	D5/ Red-eye Rangers	13	1	0.929
2	Jones, Dustin	D1/ Reload	18	2	0.900
3	Vivod, Josh	D6/ Village Idiots	16	4	0.800
4	Beaird, Tommy	D2/ DD-214	13	4	0.765
5	Raper, Jeromie	D5/ Red-eye Rangers	12	4	0.750
6	Oullette, Brian	D2/ DD-214	11	4	0.733
7	Ondek, Matt	D1/ Reload	8	3	0.727
8	Arnold, Jimmy	D1/ Reload	14	6	0.700
9	Barrett, Darren	D3/ Sharky's Machine	11	5	0.688
	Hartley, Bryan	D6/ Village Idiots	11	5	0.688
11	Roper, Branden	D1/ Reload	13	6	0.684
12	Borgia, Pete	D3/ Sharky's Machine	12	6	0.667
13	Powell, Mark	D5/ Red-eye Rangers	13	7	0.650
14	Frederickson, David	D4/ Ton 80 Proof	9	5	0.643
15	Jones, Nick	D6/ Village Idiots	10	7	0.588

<u>"E" Division</u>		<u>W</u>	<u>L</u>	<u>%-age</u>	
1	Bowen, Andy	E8/ Bangin the Wire	19	4	0.826
2	Moody, Chris	E6/ Runs with Corks	12	3	0.800
3	Millius, Mike	E5/ Dart Side of the Moon	19	5	0.792
4	Barnes, Adam	E7/ Liquor Possee	17	6	0.739
	Furdon, Matt	E5/ Dart Side of the Moon	17	6	0.739
6	Musil, Dylan	E5/ Dart Side of the Moon	15	6	0.714
7	Cody, Mike	E4/ Irish Ton	9	4	0.692
8	Allen, Zach	E7/ Liquor Possee	11	5	0.688
9	Roseman, Sean	E5/ Dart Side of the Moon	13	6	0.684
10	Britt, Jacob	E2/ Cheap Shots	15	7	0.682
	Buckman, Dave	E2/ Cheap Shots	15	7	0.682
	Rawlings, Shane	E1/ Duck Around & Find Ou	15	7	0.682
13	Sweet, Phyllis	E6/ Runs with Corks	10	5	0.667
14	Bosier, Sean	E3/ Death Throw	14	8	0.636
15	(two tied)		12	7	0.632

<u>"F" Division</u>		<u>W</u>	<u>L</u>	<u>%-age</u>	
1	Updyke, Gerald	F6/ Nein Mark	20	2	0.909
2	Gylfason, Thorbjorn	F4/ Rippin Darts	21	3	0.875
	Howes, Guy	F2/ Zero Dart Ton 80	21	3	0.875
4	Whitley, Brian	F6/ Nein Mark	11	2	0.846
5	Keim, Roger	F3/ Sofa Kings	16	3	0.842
6	Turner, Kevin	F2/ Zero Dart Ton 80	19	5	0.792
7	Clark, Chad	F2/ Zero Dart Ton 80	18	5	0.783
8	McDonald, Chase	F4/ Rippin Darts	16	6	0.727
9	Beach, Nick	F8/ The Dartifacts	11	5	0.688
10	Alcon, Tony	F3/ Sofa Kings	17	8	0.680
11	Wood, Connor	F4/ Rippin Darts	16	8	0.667
	DeMattos, Rick	F2/ Zero Dart Ton 80	10	5	0.667
13	Graber, Shawn	F5/ Shark Shooters	15	8	0.652
14	Strickland, Jon	F5/ Shark Shooters	11	6	0.647
15	Wissinger, Wes	F5/ Shark Shooters	14	8	0.636

<u>"G" Division</u>		<u>W</u>	<u>L</u>	<u>%-age</u>	
1	Ehrmann, Rob	G3/ Killer Dee's	21	3	0.875
2	McMillan, Evan	G5/ Bottoms Up	18	3	0.857
3	Swepson, Jerrell	G2/ The Neighborhood Dart 1	17	3	0.850
4	Kline, John	G8/ Darts and Crafts	16	3	0.842
5	Lamb, Mike	G6/ Dart Vader's	20	4	0.833
6	*Raquet, Mike	G1/ That's What She Said	18	4	0.818
7	Crabtree, Reagan	G5/ Bottoms Up	14	4	0.778
8	Bailey, Matthew	G7/ 21 Dart Salute	15	5	0.750
	Carter, Kevin	G1/ That's What She Said	15	5	0.750
	Kelly, Mike	G3/ Killer Dee's	12	4	0.750
11	Jones, Mike	G4/ We're Sexy & We Throw	14	5	0.737
	McNamara, Ken	G4/ We're Sexy & We Throw	14	5	0.737
13	Adams, Doug	G1/ That's What She Said	16	6	0.727
14	Hawks, Michael	G5/ Bottoms Up	15	6	0.714
	Evans, David	G5/ Bottoms Up	10	4	0.714

<u>Women's Records</u>		<u>W</u>	<u>L</u>	<u>%-age</u>	
(# by div.: A-1, B-3, C-2, D-10, E-12, F-8, G-14)					
A	-	-	-	-	
B	Wilson, Samantha	B1/ Put It on Matt's Tab	13	9	0.591
C	Blackwelder, Allyson	C3/ Off Constantly-Reboot	7	8	0.467
D	Mozzetti, Petra	D7/ She-Unit	5	5	0.500
	Phillips, Leslie	D7/ She-Unit	7	12	0.368
	(three tied)			0.250	
E	Sweet, Phyllis	E6/ Runs with Corks	10	5	0.667
	Couch, Amber	E6/ Runs with Corks	10	8	0.556
	(two tied)			0.500	
F	Newton, Tamara	F7/ Triple Shot	6	13	0.316
	Owens, Martha	F7/ Triple Shot	5	11	0.313
G	Assante, Tracy	G6/ Dart Vader's	11	6	0.647
	Clark, Renee	G6/ Dart Vader's	9	11	0.450
	Freeman, Bethann	G7/ 21 Dart Salute	8	10	0.444

Last week's question: (Even though we have run versions of this one in Sp2023, and before that in Sp2011, I had a reader request for this one again) *What is the worst single-season correct pick record I've had for a team (since Fa2003, the first season when we started keeping full team-by-team week-by-week pick records)?*

The answer: (much of which was pulled from the Sp2023 answer because it is still accurate) In the 39 seasons contained within this question, there were 2227 teams, with 2 of them having never played (leaving 2225 teams). And my average correct pick rate is about 72% per team. But there have been 9 teams (sort of) that fooled me at such an alarming rate that I actually got at least 72% wrong for those teams (Double In, Uber *Outalmost* became the 10th last season). I say "sort of" because 4 of those 9 teams did not play complete seasons. One team, The Groupers from Sp19's H div., folded after one match, so I was 0-1. Then three teams from the abbreviated Sp20 Covid season (C div.'s Projectile Dysfunction, D div.'s Sharky's Machine, and D

div.'s Hump Day!) fooled me in 6, 7 and 6 matches, respectively, but we all know I would've figured that trio out! Which leaves the 4 real kings of confusing me... The first 3 here all fooled me 9 of 12 weeks: Modena of Fa03's E div., Bennington Brawlers of Sp06's F div., and Sharky's Machine (again!) of Sp15's C div. And then there was the Fa13 B division versior of Overtime Outlaws, who fooled me a huge 10 of 13 times (thankfully they forfeited in wk13, after I had endured a 9-match wrong streak!). [And since I've hit 4 of the last 5 Trips Are For Kids matches, it has already been determined that they will NOT be joining this crew of the most confusing teams of all time. They're not even my worst average anymore.]

This week's question: **(another one by request, this time from Kevin Scott, who is one of our big fans of the math-style or puzzle-style trivia questions) How many distinct ways are there to take out 50, including one-dart, two-dart, and three-dart options? (and changed dart order does not count as different - e.g., s10/s8/d16 is the same as s8/s10/d16)**

Spring 2024 RDL Top Singles+Doubles Records (by division) (through week 12)

(There are no missing statistics, all scoresheets have been received.)

(Game minimums required for these listings: 20 for divisions A, C, D; 25 for divisions B, E, F, G)

<u>"A" Division</u>					<u>"E" Division</u>						
		W	L	%-age			W	L	%-age		
1	Phillips, Stevie	A2/ Element XL	36	4	0.900	1	Blanes, Silver	E7/ Liquor Possee	30	10	0.750
2	Tan, Wil	A2/ Element XL	30	4	0.882	2	Sweet, Phyllis	E6/ Runs with Corks	22	9	0.710
3	Gibson, Pat	A1/ The Bullies	35	5	0.875	3	Bradshaw, Tyler	E3/ Death Throw	31	13	0.705
4	Massengill, Chad	A2/ Element XL	34	5	0.872	4	Barnes, Adam	E7/ Liquor Possee	30	14	0.682
5	Phillips, Robbie	A2/ Element XL	26	6	0.813	5	Millius, Mike	E5/ Dart Side of the Moon	32	15	0.681
6	Gauthier, Kyle	A4/ 2 Liver Die with LA	29	7	0.806	6	Britt, Jacob	E2/ Cheap Shots	29	14	0.674
	Jones, Jimmie	A1/ The Bullies	29	7	0.806	7	Bowen, Andy	E8/ Bangin the Wire	31	16	0.660
8	Mitchell, Sid	A3/ Lunatic Fringe	30	10	0.750	8	Bosier, Sean	E3/ Death Throw	29	15	0.659
9	Persson, Kenny	A2/ Element XL	20	8	0.714		Furdon, Matt	E5/ Dart Side of the Moon	29	15	0.659
10	Smith, Allen	A2/ Element XL	17	8	0.680	10	Allen, Zach	E7/ Liquor Possee	25	13	0.658
<u>"B" Division</u>					<u>"F" Division</u>						
		W	L	%-age			W	L	%-age		
1	Bennett, Will	B5/ Trips Are For Kids	39	8	0.830	1	Howes, Guy	F2/ Zero Dart Ton 80	38	5	0.884
2	Lea, Zeek	B4/ Dart Attack	33	8	0.805	2	Clark, Chad	F2/ Zero Dart Ton 80	36	6	0.857
3	Jones, Mike	B4/ Dart Attack	36	10	0.783	3	Gylfason, Thorbjorn	F4/ Rippin Darts	36	12	0.750
4	Rodgers, Trey	B6/ Double In, Stumble Out	28	8	0.778		Nguyen, Henry	F2/ Zero Dart Ton 80	21	7	0.750
5	Suan, John	B4/ Dart Attack	23	9	0.719		Seldon, Curtis	F2/ Zero Dart Ton 80	21	7	0.750
6	Holland, Steve	B6/ Double In, Stumble Out	23	10	0.697	6	DeMattos, Rick	F2/ Zero Dart Ton 80	23	8	0.742
7	Butters, Kent	B6/ Double In, Stumble Out	32	14	0.696	7	Turner, Kevin	F2/ Zero Dart Ton 80	31	11	0.738
8	Byrne, Matt	B2/ Inconsistently Consistent	32	15	0.681	8	Keim, Roger	F3/ Sofa Kings	27	10	0.730
	Gibbs, Keith	B2/ Inconsistently Consistent	32	15	0.681	9	McDonald, Chase	F4/ Rippin Darts	30	14	0.682
10	(two tied)			0.667	10	Strickland, Jon	F5/ Shark Shooters	21	10	0.677	
<u>"C" Division</u>					<u>"G" Division</u>						
		W	L	%-age			W	L	%-age		
1	Bunn, Tim	C4/ Hump Day!	31	8	0.795	1	Raquet, Mike	G1/ That's What She Said	37	7	0.841
2	Olson, Kevin	C3/ Off Constantly-Reboot	22	6	0.786	2	Ehrmann, Rob	G3/ Killer Dee's	40	8	0.833
3	Bell, Austin	C2/ Darty Sanchez	17	7	0.708	3	Kelly, Mike	G3/ Killer Dee's	24	6	0.800
4	LaFosse, Guy	C4/ Hump Day!	16	7	0.696	4	Kline, John	G8/ Darts and Crafts	32	10	0.762
5	Robinson, Mike	C2/ Darty Sanchez	19	9	0.679	5	McMillan, Evan	G5/ Bottoms Up	33	11	0.750
6	Trefzger, Eric	C2/ Darty Sanchez	25	12	0.676		Evans, David	G5/ Bottoms Up	21	7	0.750
7	Tant, J.J.	C1/ The Outlaws	26	13	0.667	7	Lamb, Mike	G6/ Dart Vader's	34	13	0.723
	Baldwin, Randy	C4/ Hump Day!	16	8	0.667	8	Crabtree, Reagan	G5/ Bottoms Up	26	10	0.722
9	Smith, Brian	C1/ The Outlaws	22	13	0.629	9	Swepson, Jerrell	G2/ The Neighborhood Dart 1	28	11	0.718
10	Stewart, Kevin	C7/ Shooter McGavin	25	15	0.625	10	Fishbeck, Brent	G3/ Killer Dee's	21	10	0.677
<u>"D" Division</u>					<u>Women's Records</u>						
		W	L	%-age	(# by div.: A-1, B-3, C-2, D-10, E-12, F-8, G-14)						
		W	L	%-age			W	L	%-age		
1	Powell, Zach	D5/ Red-eye Rangers	22	6	0.786	A	-	-	-	-	
2	Beaird, Tommy	D2/ DD-214	28	9	0.757	B	Wilson, Samantha	B1/ Put It on Matt's Tab	19	23	0.452
3	Jones, Dustin	D1/ Reload	30	10	0.750	C	Blackwelder, Allyson	C3/ Off Constantly-Reboot	12	17	0.414
4	Vivod, Josh	D6/ Village Idiots	28	12	0.700		Mozzetti, Petra	D7/ She-Unit	10	10	0.500
5	Roper, Branden	D1/ Reload	26	13	0.667	D	(three tied)	D7/ She-Unit			0.286
6	Oullette, Brian	D2/ DD-214	19	10	0.655		Sweet, Phyllis	E6/ Runs with Corks	22	9	0.710
7	Haywood, Eric	D6/ Village Idiots	21	12	0.636	E	Couch, Amber	E6/ Runs with Corks	15	11	0.577
8	Arnold, Jimmy	D1/ Reload	24	14	0.632		Ferraro, Kimberly	F6/ Nein Mark	20	25	0.444
9	Ondek, Matt	D1/ Reload	18	11	0.621		Assante, Tracy	G6/ Dart Vader's	26	16	0.619
10	Hartley, Bryan	D6/ Village Idiots	21	13	0.618	G	Clark, Renee	G6/ Dart Vader's	17	18	0.486

Spring 2024 RDL Top All-Star Point Averages (by division) (through week 12)

(There are no missing statistics, all scoresheets have been received.) (* = not eligible for divisional Mug award)

(Game minimums required for these listings: 20 for divisions A, C, D; 25 for divisions B, E, F, G)

"A" Division		<u>ASP</u>	<u>TGP</u>	<u>Ave.</u>	
1	Phillips, Robbie	A2/ Element XL	69.5	32	2.172
2	Phillips, Stevie	A2/ Element XL	84.0	40	2.100
3	Gibson, Pat	A1/ The Bullies	70.5	40	1.763
4	Gauthier, Kyle	A4/ 2 Liver Die with LA	61.0	36	1.694
5	Jones, Jimmie	A1/ The Bullies	59.5	36	1.653
6	Massengill, Chad	A2/ Element XL	64.0	39	1.641
7	Tan, Wil	A2/ Element XL	48.5	34	1.426
8	Mitchell, Sid	A3/ Lunatic Fringe	51.5	40	1.288
9	Horton, Tony	A6/ Darty Minds	41.0	36	1.139
10	Reitano, Sal	A6/ Darty Minds	45.5	40	1.138
11	Smith, Allen	A2/ Element XL	27.0	25	1.080
12	Brown, Matt	A1/ The Bullies	41.5	39	1.064
13	Mozzetti, Tim	A3/ Lunatic Fringe	33.5	32	1.047
14	Lange, Cody	A4/ 2 Liver Die with LA	35.5	35	1.014
15	Eason, Joel	A3/ Lunatic Fringe	36.5	36	1.014

"B" Division		<u>ASP</u>	<u>TGP</u>	<u>Ave.</u>	
1	Grubb, Ed	B2/ Inconsistently Consistent	47.0	38	1.237
2	Lea, Zeek	B4/ Dart Attack	43.0	41	1.049
3	Bennett, Will	B5/ Trips Are For Kids	49.0	47	1.043
4	Byrne, Matt	B2/ Inconsistently Consistent	48.5	47	1.032
5	Jones, Mike	B4/ Dart Attack	46.5	46	1.011
6	Rodgers, Trey	B6/ Double In, Stumble Out	36.0	36	1.000
7	Bowman, Merrill	B4/ Dart Attack	38.5	39	0.987
8	Palmer, Matt	B2/ Inconsistently Consistent	37.0	39	0.949
9	Butters, Kent	B6/ Double In, Stumble Out	42.5	46	0.924
10	O'Toole, Mike	B3/ Raging Bulls Eyes	29.0	33	0.879
11	Watson, Jeff, Jr.	B5/ Trips Are For Kids	21.5	25	0.860
12	Eastmead, Phillip	B6/ Double In, Stumble Out	31.5	41	0.768
13	Ridgway, Matt	B5/ Trips Are For Kids	30.5	41	0.744
14	Chalmers, Alan	B4/ Dart Attack	26.5	36	0.736
15	Ginger, Chuck	B3/ Raging Bulls Eyes	28.0	39	0.718

"C" Division		<u>ASP</u>	<u>TGP</u>	<u>Ave.</u>	
1	Bunn, Tim	C4/ Hump Day!	46.0	39	1.179
2	Olson, Kevin	C3/ Off Constantly-Reboot	32.5	28	1.161
3	Tant, J.J.	C1/ The Outlaws	43.0	39	1.103
4	Robinson, Mike	C2/ Darty Sanchez	27.0	28	0.964
5	Baldwin, Randy	C4/ Hump Day!	22.5	24	0.938
6	Smith, Brian	C1/ The Outlaws	25.0	35	0.714
7	Azevedo, Angelo	C3/ Off Constantly-Reboot	14.5	21	0.690
8	Krestalude, Andy	C4/ Hump Day!	19.5	30	0.650
9	Scott, Lee	C1/ The Outlaws	24.0	38	0.632
10	Sautter, Scott	C7/ Shooter McGavin	22.5	36	0.625
11	Knott, Ryan	C7/ Shooter McGavin	19.0	32	0.594
12	Bell, Austin	C2/ Darty Sanchez	14.0	24	0.583
14	McEwen, William	C4/ Hump Day!	14.0	24	0.583
14	Winters, Tom	C6/ Rif Raf	21.5	38	0.566
15	Lueneburg, Randy	C3/ Off Constantly-Reboot	14.5	26	0.558

"D" Division		<u>ASP</u>	<u>TGP</u>	<u>Ave.</u>	
1	Beaird, Tommy	D2/ DD-214	36.5	37	0.986
2	Oullette, Brian	D2/ DD-214	28.0	29	0.966
3	Powell, Zach	D5/ Red-eye Rangers	23.5	28	0.839
4	Jones, Dustin	D1/ Reload	33.5	40	0.838
5	Schaefer, John	D3/ Sharky's Machine	21.5	27	0.796
6	Hartley, Bryan	D6/ Village Idiots	25.5	34	0.750
	Blake, Rick	D4/ Ton 80 Proof	24.0	32	0.750
8	Rowe, Dan	D6/ Village Idiots	23.5	33	0.712
9	Barnes, Will	D5/ Red-eye Rangers	26.0	37	0.703
10	Haywood, Eric	D6/ Village Idiots	20.5	33	0.621
11	Arnold, Jimmy	D1/ Reload	21.0	38	0.553
12	Vivod, Josh	D6/ Village Idiots	22.0	40	0.550
13	Jones, Nick	D6/ Village Idiots	19.5	37	0.527
14	Schaefer, Michael	D3/ Sharky's Machine	13.0	26	0.500
15	Dehnel, Sebastian	D4/ Ton 80 Proof	17.5	36	0.486

"E" Division		<u>ASP</u>	<u>TGP</u>	<u>Ave.</u>	
1	Moody, Chris	E6/ Runs with Corks	29.0	35	0.829
2	Millius, Mike	E5/ Dart Side of the Moon	35.0	47	0.745
3	Fleener, Michael	E6/ Runs with Corks	25.0	38	0.658
4	Barnes, Adam	E7/ Liquor Possee	28.0	44	0.636
5	Mincey, Chris	E8/ Bangin the Wire	24.5	39	0.628
6	Furdon, Matt	E5/ Dart Side of the Moon	26.0	44	0.591
7	Willis, Bladen	E3/ Death Throw	16.5	31	0.532
8	Musil, Dylan	E5/ Dart Side of the Moon	20.5	39	0.526
9	Blanes, Silver	E7/ Liquor Possee	21.0	40	0.525
10	Bathurst, Ryan	E7/ Liquor Possee	19.5	38	0.513
11	Bradshaw, Tyler	E3/ Death Throw	22.5	44	0.511
12	Bosier, Sean	E3/ Death Throw	21.0	44	0.477
13	Cody, Dan	E4/ Irish Ton	17.5	37	0.473
14	Amarante, John	E6/ Runs with Corks	15.5	33	0.470
15	DiCaprio, Al	E5/ Dart Side of the Moon	14.5	31	0.468

"F" Division		<u>ASP</u>	<u>TGP</u>	<u>Ave.</u>	
1	Howes, Guy	F2/ Zero Dart Ton 80	37.5	43	0.872
2	Clark, Chad	F2/ Zero Dart Ton 80	36.0	42	0.857
3	Healy, Simon	F5/ Shark Shooters	16.5	26	0.635
4	DeMattos, Rick	F2/ Zero Dart Ton 80	17.5	31	0.565
5	Wood, Connor	F4/ Rippin Darts	26.5	48	0.552
6	Zelinack, Jason	F7/ Triple Shot	14.0	27	0.519
7	Strickland, Jon	F5/ Shark Shooters	16.0	31	0.516
8	Gylfason, Thorbjorn	F4/ Rippin Darts	24.0	48	0.500
9	Helton, Dakota	F4/ Rippin Darts	23.5	48	0.490
10	Raymond, Erik	F4/ Rippin Darts	20.5	42	0.488
11	Keim, Roger	F3/ Sofa Kings	18.0	37	0.486
12	Seldon, Curtis	F2/ Zero Dart Ton 80	13.0	28	0.464
13	Whitley, Brian	F6/ Nein Mark	12.0	27	0.444
14	Updyke, Gerald	F6/ Nein Mark	19.5	44	0.443
15	Alcon, Tony	F3/ Sofa Kings	20.5	50	0.410

"G" Division		<u>ASP</u>	<u>TGP</u>	<u>Ave.</u>	
1	Swepson, Jerrell	G2/ The Neighborhood Dart 1	42.5	39	1.090
2	Evans, David	G5/ Bottoms Up	23.5	28	0.839
3	Kelly, Mike	G3/ Killer Dee's	22.5	30	0.750
4	Ehrmann, Rob	G3/ Killer Dee's	35.5	48	0.740
5	Lamb, Mike	G6/ Dart Vader's	33.5	47	0.713
6	McMillan, Evan	G5/ Bottoms Up	30.5	44	0.693
7	Kline, John	G8/ Darts and Crafts	26.0	42	0.619
8	Markham, Jared	G2/ The Neighborhood Dart 1	18.0	34	0.529
9	Lefebvre, C.J.	G2/ The Neighborhood Dart 1	20.5	39	0.526
10	Crabtree, Reagan	G5/ Bottoms Up	18.5	36	0.514
11	Jones, Mike	G4/ We're Sexy & We Throw	18.0	38	0.474
12	Amos, Terron	G2/ The Neighborhood Dart 1	21.0	45	0.467
13	*Raquet, Mike	G1/ That's What She Said	20.0	44	0.455
14	Gillespie, Jeff	G4/ We're Sexy & We Throw	12.0	27	0.444
15	Bailey, Matthew	G7/ 21 Dart Salute	17.5	40	0.438

Women's Records		<u>ASP</u>	<u>TGP</u>	<u>Ave.</u>	
(# by div.: A-1, B-3, C-2, D-10, E-12, F-8, G-14)					
A	-	-	-	-	
B	Wilson, Samantha	B1/ Put It on Matt's Tab	13.0	42	0.310
C	Kubel, Nicole	C3/ Off Constantly-Reboot	6.0	20	0.300
D	Phillips, Leslie	D7/ She-Unit	14.5	38	0.382
	Reilly, Anne	D7/ She-Unit	8.0	21	0.381
	Mozzetti, Petra	D7/ She-Unit	4.0	20	0.200
E	Sweet, Phyllis	E6/ Runs with Corks	13.0	31	0.419
	Mathews, Olivia	E3/ Death Throw	19.0	47	0.404
	Couch, Amber	E6/ Runs with Corks	8.5	26	0.327
F	Newton, Tamara	F7/ Triple Shot	7.5	37	0.203
	Ferraro, Kimberly	F6/ Nein Mark	9.0	45	0.200
G	Caldwell, Taylor	G1/ That's What She Said	11.0	27	0.407
	Amstradam, Kristen	G7/ 21 Dart Salute	7.5	39	0.192
	Freeman, Bethann	G7/ 21 Dart Salute	7.0	39	0.179

	Singles 301		Singles Cricket		Singles Record		Singles Win %-age		Doubles Cricket		Doubles 501		Doubles Record		Doubles Win %-age		Sngls + Dbls Record		Sngls + Dbls Win %-age		Tiebreaker Ws		Tiebreaker Ls		All-Star Points		Games Played		All-Star Point Average		Matches Played			
A1/ The Bullies	39	21	47	13	86	34	0.717	21	9	21	9	42	18	0.700	170	70	0.708	0	0	302.5	240	1.260												
A 10 Johnson, Michael	3	4	7	2	10	6	0.625	6	3	5	4	11	7	0.611	21	13	0.618	0	0	31.0	34	0.912	10											
A 11 Brown, Matt	4	6	7	3	11	9	0.550	7	3	7	2	14	5	0.737	25	14	0.641	0	0	41.5	39	1.064	10											
A 12 Cusher, Dean	1	4	2	2	3	6	0.333	3	0	4	1	7	1	0.875	10	7	0.588	0	0	14.0	17	0.824	7											
A 13 Denton, Mike	0	4	3	0	3	4	0.429	2	2	4	1	6	3	0.667	9	7	0.563	0	0	9.0	16	0.563	5											
A 14 Elder, Craig	4	1	4	1	8	2	0.800	4	1	1	2	5	3	0.625	13	5	0.722	0	0	23.5	18	1.306	5											
A 15 Foushee, Kevin	6	1	4	3	10	4	0.714	4	3	4	3	8	6	0.571	18	10	0.643	0	0	27.0	28	0.964	7											
A 16 Gibson, Pat	9	1	9	1	18	2	0.900	8	2	9	1	17	3	0.850	35	5	0.875	0	0	70.5	40	1.763	10											
A 17 Jones, Jimmie	9	0	8	1	17	1	0.944	6	3	6	3	12	6	0.667	29	7	0.806	0	0	59.5	36	1.653	9											
A 18 Naylor, Dan	3	0	3	0	6	0	1.000	2	1	2	1	4	2	0.667	10	2	0.833	0	0	26.5	12	2.208	3											
A2/ Element XL	46	14	51	9	97	23	0.808	26	4	21	9	47	13	0.783	191	49	0.796	0	0	343.5	240	1.431												
A 20 Kilts, Jason	0	0	0	0	0	0	---	0	0	4	0	4	0	1.000	4	0	1.000	0	0	1.0	4	0.250	4											
A 21 Brown, Tom	2	1	2	1	4	2	0.667	3	0	1	0	4	0	1.000	8	2	0.800	0	0	3.5	10	0.350	4											
A 22 Jacobi, Paul	1	3	0	1	1	4	0.200	0	1	5	1	5	2	0.714	6	6	0.500	0	0	3.0	12	0.250	6											
A 23 Massengill, Chad	9	1	9	1	18	2	0.900	9	1	7	2	16	3	0.842	34	5	0.872	0	0	64.0	39	1.641	10											
A 24 Minty, Ross	2	2	2	3	4	5	0.444	4	1	2	0	6	1	0.857	10	6	0.625	0	0	17.5	16	1.094	5											
A 25 Persson, Kenny	6	2	5	2	11	4	0.733	7	0	2	4	9	4	0.692	20	8	0.714	0	0	25.5	28	0.911	9											
A 26 Phillips, Robbie	8	0	8	0	16	0	1.000	5	3	5	3	10	6	0.625	26	6	0.813	0	0	69.5	32	2.172	8											
A 27 Phillips, Stevie	9	1	10	0	19	1	0.950	10	0	7	3	17	3	0.850	36	4	0.900	0	0	84.0	40	2.100	10											
A 28 Smith, Allen	2	3	6	0	8	3	0.727	5	2	4	3	9	5	0.643	17	8	0.680	0	0	27.0	25	1.080	8											
A 29 Tan, Wil	7	1	9	1	16	2	0.889	9	0	5	2	14	2	0.875	30	4	0.882	0	0	48.5	34	1.426	10											
A3/ Lunatic Fringe	29	31	35	25	64	56	0.533	17	13	19	11	36	24	0.600	136	104	0.567	0	0	231.5	240	0.965												
A 30 Eason, Joel	5	3	5	4	10	7	0.588	6	4	5	4	11	8	0.579	21	15	0.583	0	0	36.5	36	1.014	10											
A 31 Mozzetti, Tim "Tex"	4	4	6	2	10	6	0.625	5	3	5	3	10	6	0.625	20	12	0.625	0	0	33.5	32	1.047	8											
A 32 Mitchell, Sid	8	2	9	1	17	3	0.850	7	3	6	4	13	7	0.650	30	10	0.750	0	0	51.5	40	1.288	10											
A 33 Finney, Dave	0	1	1	0	1	1	0.500	0	0	0	1	0	1	0.000	1	2	0.333	0	0	2.5	3	0.833	2											
A 34 Gelberg, Dave	5	3	3	5	8	8	0.500	3	3	5	2	8	5	0.615	16	13	0.552	0	0	24.0	29	0.828	8											
A 35 Lindsey, Roy Lee	2	2	1	3	3	5	0.375	2	2	3	1	5	3	0.625	8	8	0.500	0	0	20.5	16	1.281	5											
A 36 Badger, Steve	1	6	1	3	2	9	0.182	2	5	3	3	5	8	0.385	7	17	0.292	0	0	16.0	24	0.667	8											
A 37 Klann, Eric	2	7	4	4	6	11	0.353	5	2	7	2	12	4	0.750	18	15	0.545	0	0	29.5	33	0.894	9											
A 38 Bakowski, Adam	2	3	5	3	7	6	0.538	4	4	4	2	8	6	0.571	15	12	0.556	0	0	17.5	27	0.648	8											
A4/ 2 Liver Die with LA	25	35	30	30	55	65	0.458	13	17	16	14	29	31	0.483	113	127	0.471	0	0	206.0	240	0.858												
A 40 Parker, Charles	0	3	0	0	0	3	0.000	0	0	1	3	1	3	0.250	1	6	0.143	0	0	1.0	7	0.143	6											
A 41 Keller, Tony	3	3	1	5	4	8	0.333	2	5	3	5	5	10	0.333	9	18	0.333	0	0	11.5	27	0.426	9											
A 42 Jones, Grey	3	6	4	5	7	11	0.389	3	6	5	3	8	9	0.471	15	20	0.429	0	0	32.5	35	0.929	9											
A 43 Gauthier, Kyle	8	1	9	0	17	1	0.944	5	4	7	2	12	6	0.667	29	7	0.806	0	0	61.0	36	1.694	9											
A 44 Seward, Mike	0	3	2	1	2	4	0.333	3	0	2	1	5	1	0.833	7	5	0.583	0	0	13.0	12	1.083	3											
A 45 Fischlein, Kris	3	4	3	4	6	8	0.429	2	6	0	2	2	8	0.200	8	16	0.333	0	0	17.5	24	0.729	8											
A 46 Lange, Cody	6	3	5	4	11	7	0.611	4	5	5	3	9	8	0.529	20	15	0.571	0	0	35.5	35	1.014	9											
A 47 Vaughan, Aaron	0	2	1	2	1	4	0.200	2	1	3	0	5	1	0.833	6	5	0.545	0	0	11.0	11	1.000	3											
A 48 Dillon, Matt	0	6	4	6	4	12	0.250	3	4	4	5	7	9	0.438	11	21	0.344	0	0	14.5	32	0.453	10											
A 49 Lloyd, Billy	2	4	1	3	3	7	0.300	2	3	2	4	4	7	0.364	7	14	0.333	0	0	8.5	21	0.405	7											
A5/ Why So Serious?	29	37	19	47	48	84	0.364	10	23	9	24	19	47	0.288	86	178	0.326	0	0	180.5	264	0.684												
A 50 Cannizzaro, Anthony	1	7	4	6	5	13	0.278	2	8	2	8	4	16	0.200	9	29	0.237	0	0	33.5	38	0.882	10											
A 51 Cole, Mike	6	5	6	5	12	10	0.545	4	7	5	6	9	13	0.409	21	23	0.477	0	0	39.5	44	0.898	11											
A 52 Bracco, Michael	9	3	3	10	12	13	0.480	3	7	2	7	5	14	0.263	17	27	0.386	0	0	25.0	44	0.568	11											
A 53 Rice, Teddy	1	8	1	7	2	15	0.118	2	8	2	8	4	16	0.200	6	31	0.162	0	0	10.0	37	0.270	8											
A 54 Rice, Derek	1	1	0	2	1	3	0.250	0	3	0	2	0	5	0.000	1	8	0.111	0	0	6.0	9	0.667	3											
A 55 Havens, Lincoln	2	7	1	6	3	13	0.188	0	6	1	8	1	14	0.067	4	27	0.129	0	0	15.0	31	0.484	9											
A 56 Cannizzaro, Tyler	2	0	0	3	2	3	0.400	0	3	1	2	1	5	0.167	3	8	0.273	0	0	6.5	11	0.591	3											
A 57 White, Vic	3	2	3	2	6	4	0.600	3	2	1	3	4	5	0.444	10	9	0.526	0	0	9.0	19	0.474	5											
A 58 Gaglione, Joe	1	3	1	2	2	5	0.286	4	0	1	3	5	3	0.625	7	8	0.467	0	0	13.5	15	0.900	4											
A 59 Page, Scott	3	1	0	4	3	5	0.375	2	2	3	1	5	3	0.625	8	8	0.500	0	0	22.5	16	1.406	4											
A6/ Darty Minds	30	36	18	48	48	84	0.364	9	24	6	27	15	51	0.227	78	186	0.295	0	0	178.5	264	0.676												
A 60 Jobe, Crawford "C.J."	0	1	6	4	6	5	0.545	2	7	0	7	2	14	0.125	8	19	0.296	0	0	16.0	27	0.593	10											
A 61 Foushee, Eugene	2	5	0	6	2	11	0.154	1	5	0	5	1	10	0.091	3	21	0.125	0	0	4.5	24	0.188	9											

	Singles	301	Singles	Cricket	Singles	Record	Singles Win %-age	Doubles	Cricket	Doubles	501	Doubles	Record	Doubles Win %-age	Sngls + Dbls	Record	Sngls + Dbls Win %-age	Tiebreaker Ws	Tiebreaker Ls	All-Star Points	Games Played	All-Star Point Average	Matches Played
B1/ Put It on Matt's Tab	38	34	28	44	66	78	0.458	16	20	16	20	32	40	0.444	130	158	0.451	0	7	139.0	288	0.483	
B 10 Borgna, Andrew	11	1	5	7	16	8	0.667	7	4	7	4	14	8	0.636	30	16	0.652	0	1	28.5	46	0.620	12
B 11 Tompkins, Charles	5	6	3	7	8	13	0.381	4	8	3	8	7	16	0.304	15	29	0.341	0	1	14.0	44	0.318	12
B 12 Wilson, Matt	4	6	3	7	7	13	0.350	4	6	4	5	8	11	0.421	15	24	0.385	0	1	25.0	39	0.641	10
B 13 Kerr, Jim	6	5	3	8	9	13	0.409	4	7	4	7	8	14	0.364	17	27	0.386	0	1	18.5	44	0.420	11
B 14 Wilson, Samantha	7	4	6	5	13	9	0.591	2	7	4	7	6	14	0.300	19	23	0.452	0	1	13.0	42	0.310	11
B 15 Al-Hoory, Ahmed	2	6	6	6	8	12	0.400	7	5	7	5	14	10	0.583	22	22	0.500	0	1	30.5	44	0.693	12
B 16 Tanner, Dave	3	6	2	4	5	10	0.333	4	3	3	4	7	7	0.500	12	17	0.414	0	1	9.5	29	0.328	9
B 17 Pausback, Christian	0	0	0	0	0	0	---	0	0	0	0	0	0	---	0	0	---	0	0	0.0	0	---	0
B2/ Inconsistently Consistent	42	30	38	34	80	64	0.556	19	17	17	19	36	36	0.500	152	136	0.528	13	13	216.5	288	0.752	
B 20 Bass, Joe	1	7	2	3	3	10	0.231	1	7	4	3	5	10	0.333	8	20	0.286	1	2	9.5	28	0.339	10
B 21 Grubb, Ed	8	2	6	4	14	6	0.700	3	6	5	4	8	10	0.444	22	16	0.579	2	2	47.0	38	1.237	10
B 22 McNamara, Tim	1	0	2	0	3	0	1.000	2	1	0	0	2	1	0.667	5	1	0.833	1	0	3.5	6	0.583	3
B 23 Schmaus, Darren	4	5	4	7	8	12	0.400	2	5	2	5	4	10	0.286	12	22	0.352	2	2	18.5	34	0.544	10
B 24 Danias, Tony	2	5	0	8	2	13	0.133	5	4	5	5	10	9	0.526	12	22	0.353	1	1	20.5	34	0.603	9
B 25 Gibbs, Keith	10	2	9	2	19	4	0.826	9	3	4	8	13	11	0.542	32	15	0.681	2	2	28.0	47	0.596	12
B 26 Hall, Mike	0	2	1	1	1	3	0.250	2	1	2	1	4	2	0.667	5	5	0.500	1	0	4.0	10	0.400	3
B 27 Palmer, Matt	6	4	6	4	12	8	0.600	6	3	6	4	12	7	0.632	24	15	0.615	1	1	37.0	39	0.949	10
B 28 Byrne, Matt	10	2	8	3	18	5	0.783	8	4	6	6	14	10	0.583	32	15	0.681	2	2	48.5	47	1.032	12
B 29 Bass, Jesse	0	1	0	2	0	3	0.000	0	0	0	2	0	2	0.000	0	5	0.000	0	1	0.0	5	0.000	2
B3/ Raging Bulls Eyes	32	40	35	37	67	77	0.465	14	22	17	19	31	41	0.431	129	159	0.448	0	8	148.5	288	0.516	
B 30 O'Toole, Mike	4	3	6	4	10	7	0.588	5	4	7	0	12	4	0.750	22	11	0.667	0	1	29.0	33	0.879	10
B 31 Ginger, Chuck	6	2	5	6	11	8	0.579	6	4	1	9	7	13	0.350	18	21	0.462	0	1	28.0	39	0.718	11
B 32 Ellis, E.J.	3	9	4	4	7	13	0.350	2	7	3	7	5	14	0.263	12	27	0.308	0	0	6.5	39	0.167	11
B 33 Morgan, Larry	1	4	4	4	5	8	0.385	5	2	1	4	6	6	0.500	11	14	0.440	0	1	13.0	25	0.520	8
B 34 Nuemeister, K.J.	1	2	5	1	6	3	0.667	3	3	2	2	5	5	0.500	11	8	0.579	0	1	10.5	19	0.553	6
B 35 Litzsinger, Mike	5	6	3	4	8	10	0.444	1	7	5	8	6	15	0.286	14	25	0.359	0	1	19.5	39	0.500	12
B 36 McCartney, Joe	5	3	0	8	5	11	0.313	0	6	4	4	4	10	0.286	9	21	0.300	0	1	11.0	30	0.367	10
B 37 Gallagher, Jim	5	2	4	2	9	4	0.692	3	5	4	2	7	7	0.500	16	11	0.593	0	1	12.0	27	0.444	8
B 38 Berg, Mickey	2	9	4	4	6	13	0.316	3	6	7	2	10	8	0.556	16	21	0.432	0	1	19.0	37	0.514	11
B4/ Dart Attack	40	32	50	22	90	54	0.625	26	10	22	14	48	24	0.667	186	102	0.646	7	0	213.0	288	0.740	
B 40 Stoy, Jamie	4	4	3	2	7	6	0.538	7	4	6	4	13	8	0.619	20	14	0.588	1	0	7.5	34	0.221	11
B 41 Stoy, Carson	5	2	5	3	10	5	0.667	6	1	2	3	8	4	0.667	18	9	0.667	1	0	15.5	27	0.574	8
B 42 Jones, Mike	9	3	12	0	21	3	0.875	8	3	7	4	15	7	0.682	36	10	0.783	1	0	46.5	46	1.011	12
B 43 Milligan, Steve	0	2	0	1	0	3	0.000	0	0	1	2	1	2	0.333	1	5	0.167	0	0	1.5	6	0.250	3
B 44 Bowman, Merrill	3	5	7	4	10	9	0.526	7	3	5	5	12	8	0.600	22	17	0.564	1	0	38.5	39	0.987	12
B 45 Chalmers, Alan	3	6	6	4	9	10	0.474	6	3	6	2	12	5	0.706	21	15	0.583	1	0	26.5	36	0.736	11
B 46 Kenney, Mike	3	3	2	4	5	7	0.417	4	4	3	4	7	8	0.467	12	15	0.444	1	0	13.5	27	0.500	9
B 47 Lea, Zeek	7	4	10	1	17	5	0.773	8	1	8	2	16	3	0.842	33	8	0.805	1	0	43.0	41	1.049	11
B 48 Suan, John	6	3	5	3	11	6	0.647	6	1	6	2	12	3	0.800	23	9	0.719	0	0	20.5	32	0.641	9
B5/ Trips Are For Kids	32	40	30	42	62	82	0.431	17	19	21	15	38	34	0.528	138	150	0.479	26	0	164.5	288	0.571	
B 50 Ridgway, Matt	6	3	5	6	11	9	0.550	6	5	6	4	12	9	0.571	23	18	0.561	3	0	30.5	41	0.744	11
B 51 Merkle, Patrick	2	4	4	8	6	12	0.333	6	3	7	3	13	6	0.684	19	18	0.514	3	0	26.5	37	0.716	12
B 52 Watson, Jeff, Jr.	2	4	3	3	5	7	0.417	4	3	3	3	7	6	0.538	12	13	0.480	3	0	21.5	25	0.860	7
B 53 Larson, Ray	4	7	2	7	6	14	0.300	1	3	5	4	6	7	0.462	12	21	0.364	3	0	3.0	33	0.091	12
B 54 Hoyt, David	3	5	3	4	6	9	0.400	2	6	1	3	3	9	0.250	9	18	0.333	3	0	17.0	27	0.630	10
B 55 Blackwelder, Deb	2	5	0	4	2	9	0.182	3	3	4	3	7	6	0.538	9	15	0.375	3	0	6.5	24	0.271	10
B 56 Gardner, Kenn	2	4	1	4	3	8	0.273	2	4	0	2	2	6	0.250	5	14	0.263	0	0	5.5	19	0.289	8
B 57 Allen, Kenny	1	0	1	0	2	0	1.000	0	4	1	2	1	6	0.143	3	6	0.333	2	0	3.0	9	0.333	5
B 58 Jeffcoat, Angela	2	5	0	5	2	10	0.167	0	5	5	4	5	9	0.357	7	19	0.269	3	0	2.0	26	0.077	10
B 59 Bennett, Will	8	3	11	1	19	4	0.826	10	2	10	2	20	4	0.833	39	8	0.830	3	0	49.0	47	1.043	12
B6/ Double In, Stumble Out	36	36	41	31	77	67	0.535	22	14	20	16	42	30	0.583	161	127	0.559	7	17	178.5	288	0.620	
B 60 McQueen, Jamie	2	6	4	5	6	11	0.353	6	4	4	5	10	9	0.526	16	20	0.444	1	2	19.0	36	0.528	12
B 61 Holland, Steve	6	3	5	4	11	7	0.611	6	3	6	0	12	3	0.800	23	10	0.697	0	2	16.5	33	0.500	9
B 62 Beaudoin, Paul	3	3	3	4	6	7	0.462	3	2	2	5	5	7	0.417	11	14	0.440	0	2	12.5	25	0.500	9
B 63 Benson, Brian	2	6	0	8	2	14	0.125	3	5	3	9	6	14	0.300	8	28	0.222	1	2	10.0	36	0.278	12
B 64 Crumpler, Greg	3	6	3	4	6	10	0.375	4	3	4	2	8	5	0.615	14	15	0.483	1	2	9.5	29	0.328	10
B 65 Rodgers, Trey	7	2	8	1	15	3	0.833	6	3	7	2	13	5	0.722	28	8	0.778	1	2	36.0	36	1.000	9
B 66 Butters, Kent	7	5	10	2	17	7	0.708	8	4	7	3	15	7	0.682	32	14	0.696	1	2	42.5	46	0.924	12

	Singles		Singles		Singles		Singles Win		Doubles		Doubles		Doubles Win		Sngls + Dbls		Sngls + Dbls		Tiebreaker Ws		Tiebreaker Ls		All-Star		Games Played		All-Star Point		Matches	
	301		Cricket		Record		%-age		Cricket		501		%-age		Record		Win		%-age				Points		Average		Played			
C1/ The Outlaws	35	25	33	27	68	52	0.567	15	15	16	14	31	29	0.517	130	110	0.542	0	7	145.5	240	0.606								
C 10 Smith, Brian	7	2	6	3	13	5	0.722	6	3	3	5	9	8	0.529	22	13	0.629	0	1	25.0	35	0.714						9		
C 11 Clark, Dan	5	3	6	3	11	6	0.647	4	5	5	3	9	8	0.529	20	14	0.588	0	1	15.0	34	0.441						9		
C 12 Steppe, Mike	4	5	5	5	9	10	0.474	5	5	5	4	10	9	0.526	19	19	0.500	0	1	16.0	38	0.421						10		
C 13 Tant, J.J.	6	4	8	2	14	6	0.700	5	5	7	2	12	7	0.632	26	13	0.667	0	1	43.0	39	1.103						10		
C 14 Talley, Gray	2	1	0	2	2	3	0.400	0	2	4	2	4	4	0.500	6	7	0.462	0	1	3.5	13	0.269						7		
C 15 Murray, Shane	0	0	0	0	0	0	---	0	0	0	0	0	0	---	0	0	---	0	0	0.0	0	---						0		
C 16 Peterson, Chris	5	6	4	7	9	13	0.409	4	7	5	5	9	12	0.429	18	25	0.419	0	1	19.0	43	0.442						10		
C 17 Scott, Lee	6	4	4	5	10	9	0.526	6	3	3	7	9	10	0.474	19	19	0.500	0	1	24.0	38	0.632						9		
C2/ Darty Sanchez	30	24	25	29	55	53	0.509	17	10	11	16	28	26	0.519	111	105	0.514	0	0	95.0	216	0.440								
C 20 Trefzger, Mike	4	5	1	8	5	13	0.278	3	3	3	6	6	9	0.400	11	22	0.333	0	0	9.0	33	0.273							9	
C 21 Trefzger, Eric	9	0	6	4	15	4	0.789	6	3	4	5	10	8	0.556	25	12	0.676	0	0	13.0	37	0.351							9	
C 22 Maierhofer, Sean	2	3	0	4	2	7	0.222	4	1	2	3	6	4	0.600	8	11	0.421	0	0	3.0	19	0.158							6	
C 23 Goodrich, Brett	2	1	2	1	4	2	0.667	0	3	1	2	1	5	0.167	5	7	0.417	0	0	1.0	12	0.083							3	
C 24 Wernet, Brad	1	0	0	2	1	2	0.333	2	0	0	2	2	2	0.500	3	4	0.429	0	0	4.5	7	0.643							2	
C 25 Collier, Chris	0	3	1	4	1	7	0.125	4	2	3	2	7	4	0.636	8	11	0.421	0	0	11.5	19	0.605							6	
C 26 Stroud, Zach	3	2	2	2	5	4	0.556	3	2	0	4	3	6	0.333	8	10	0.444	0	0	6.0	18	0.333							5	
C 27 Robinson, Mike	3	4	6	1	9	5	0.643	6	1	4	3	10	4	0.714	19	9	0.679	0	0	27.0	28	0.964							7	
C 28 Barreiro Pujol, Ollie	2	4	1	3	3	7	0.300	2	3	2	2	4	5	0.444	7	12	0.368	0	0	6.0	19	0.316							5	
C 29 Bell, Austin	4	2	6	0	10	2	0.833	4	2	3	3	7	5	0.583	17	7	0.708	0	0	14.0	24	0.583							6	
C3/ Off Constantly-Reboot	23	31	33	21	56	52	0.519	14	13	12	15	26	28	0.481	108	108	0.500	0	14	104.5	216	0.484								
C 30 Roberts, Mike	2	4	1	3	3	7	0.300	2	5	4	4	6	9	0.400	9	16	0.360	0	2	6.0	25	0.240							9	
C 31 Kubel, Nicole	1	5	2	4	3	9	0.250	1	3	1	3	2	6	0.250	5	15	0.250	0	2	6.0	20	0.300							7	
C 32 Olson, Kevin	7	0	6	1	13	1	0.929	5	2	4	3	9	5	0.643	22	6	0.786	0	1	32.5	28	1.161							7	
C 33 Blackwelder, Allyson	2	5	5	3	7	8	0.467	2	5	3	4	5	9	0.357	12	17	0.414	0	2	8.5	29	0.293							8	
C 34 Azevedo, Angelo	2	3	5	1	7	4	0.636	4	2	2	2	6	4	0.600	13	8	0.619	0	2	14.5	21	0.690							6	
C 35 Lueneburg, Randy	4	3	5	1	9	4	0.692	3	4	1	5	4	9	0.308	13	13	0.500	0	1	14.5	26	0.558							7	
C 36 Tuffillaro, Lou	2	4	5	3	7	7	0.500	6	2	3	5	9	7	0.563	16	14	0.533	0	1	12.0	30	0.400							8	
C 37 Holt, Ben	3	4	4	4	7	8	0.467	5	2	5	2	10	4	0.714	17	12	0.586	0	2	8.5	29	0.293							8	
C 38 Cruze, Michael	0	3	0	1	0	4	0.000	0	1	1	2	1	3	0.250	1	7	0.125	0	1	2.0	8	0.250							3	
C4/ Hump Day!	33	27	34	26	67	53	0.558	18	12	15	15	33	27	0.550	133	107	0.554	0	8	144.0	240	0.600								
C 40 Deemer, Randy	2	4	4	2	6	6	0.500	6	2	3	6	9	8	0.529	15	14	0.517	0	1	14.0	29	0.483								10
C 41 Todd, Patrick	2	7	0	0	2	7	0.222	1	2	3	3	4	5	0.444	6	12	0.333	0	1	0.0	18	0.000								9
C 42 Bush, Jim	2	3	0	1	2	4	0.333	1	1	0	2	1	3	0.250	3	7	0.300	0	0	1.5	10	0.150								5
C 43 McEwen, William	1	3	3	5	4	8	0.333	2	3	3	4	5	7	0.417	9	15	0.375	0	1	14.0	24	0.583								10
C 44 Moore, Mark	1	3	1	1	2	4	0.333	1	1	2	2	3	3	0.500	5	7	0.417	0	0	3.5	12	0.292								5
C 45 Krestalude, Andy	7	2	2	7	9	9	0.500	4	4	2	2	6	6	0.500	15	15	0.500	0	1	19.5	30	0.650								9
C 46 Stuckey, Rob	5	3	4	5	9	8	0.529	5	3	3	3	8	6	0.571	17	14	0.548	0	1	11.5	31	0.371								9
C 47 Baldwin, Randy	0	1	7	1	7	2	0.778	6	2	3	4	9	6	0.600	16	8	0.667	0	1	22.5	24	0.938								8
C 48 Bunn, Tim	9	1	9	1	18	2	0.900	6	4	7	2	13	6	0.684	31	8	0.795	0	1	46.0	39	1.179								10
C 49 LaFosse, Guy	4	0	4	3	8	3	0.727	4	2	4	2	8	4	0.667	16	7	0.696	0	1	11.5	23	0.500								7
C5/ Menace 2 Sobriety	34	32	28	38	62	70	0.470	14	19	12	21	26	40	0.394	114	150	0.432	5	0	92.5	264	0.350								
C 50 White, J.J.	7	2	6	5	13	7	0.650	4	7	4	7	8	14	0.364	21	21	0.500	1	0	21.5	42	0.512								11
C 51 Johnson, Dave	3	4	7	3	10	7	0.588	5	5	5	5	10	10	0.500	20	17	0.541	1	0	12.5	37	0.338								10
C 52 Price, Brady	9	2	6	4	15	6	0.714	3	7	5	5	8	12	0.400	23	18	0.561	1	0	18.0	41	0.439								10
C 53 Bouchard, Keith	5	3	3	5	8	8	0.500	5	3	4	4	9	7	0.563	17	15	0.531	0	0	9.5	32	0.297								8
C 54 Gartland, James	2	9	3	8	5	17	0.227	6	5	4	7	10	12	0.455	15	29	0.341	1	0	17.0	44	0.386								10
C 55 Rogers, Spencer	5	4	2	6	7	10	0.412	2	6	1	4	3	10	0.231	10	20	0.333	0	0	6.0	30	0.200								10
C 56 Baker, Dennis	3	8	1	7	4	15	0.211	3	5	1	10	4	15	0.211	8	30	0.211	1	0	8.0	38	0.211								11
C6/ RifRaf	25	41	25	41	50	82	0.379	12	21	21	12	33	33	0.500	116	148	0.439	12	0	102.5	264	0.388								
C 60 Diamond, Paddy	2	5	4	7	6	12	0.333	0	5	4	2	4	7	0.364	10	19	0.345	2	0	14.5	29	0.500</								

	Singles 301		Singles Cricket		Singles Record		Singles Win %-age		Doubles Cricket		Doubles 501		Doubles Record		Doubles Win %-age		Sngls + Dbls Record		Sngls + Dbls Win %-age		Tiebreaker Ws		Tiebreaker Ls		All-Star Points		Games Played		All-Star Point Average		Matches Played	
D1/ Reload	43	17	39	21	82	38	0.683	21	9	15	15	36	24	0.600	154	86	0.642	0	8	116.5	240	0.485										
D 10 Long, Robert	6	2	0	1	6	3	0.667	5	2	3	4	8	6	0.571	14	9	0.609	0	1	10.5	23	0.457	9									
D 11 Jones, Dustin	8	2	10	0	18	2	0.900	7	3	5	5	12	8	0.600	30	10	0.750	0	1	33.5	40	0.838	10									
D 12 Arnold, Jimmy	7	3	7	3	14	6	0.700	5	4	5	4	10	8	0.556	24	14	0.632	0	1	21.0	38	0.553	10									
D 13 Ondek, Matt	2	0	6	3	8	3	0.727	7	2	3	6	10	8	0.556	18	11	0.621	0	1	13.0	29	0.448	9									
D 14 Roper, Brandon	7	2	6	4	13	6	0.684	8	2	5	5	13	7	0.650	26	13	0.667	0	1	17.5	39	0.449	10									
D 15 Morin, Deane "Dino"	5	4	4	3	9	7	0.563	5	2	5	3	10	5	0.667	19	12	0.613	0	1	10.0	31	0.323	9									
D 16 Williams, Denny	5	4	4	5	9	9	0.500	3	2	2	2	5	4	0.556	14	13	0.519	0	1	10.0	27	0.370	9									
D 17 Long, Gary	1	0	1	1	2	1	0.667	1	0	0	0	1	0	1.000	3	1	0.750	0	0	1.0	4	0.250	2									
D 18 Gardner, Mike	2	0	1	1	3	1	0.750	0	0	2	1	2	1	0.667	5	2	0.714	0	1	0.0	7	0.000	3									
D 19 Ellington, Dave	0	0	0	0	0	0	---	1	1	0	0	1	1	0.500	1	1	0.500	0	0	0.0	2	0.000	2									
D2/ DD-214	26	40	37	29	63	69	0.477	18	15	21	12	39	27	0.591	141	123	0.534	21	0	123.0	264	0.466										
D 20 Beard, Tommy	4	3	9	1	13	4	0.765	8	2	7	3	15	5	0.750	28	9	0.757	3	0	36.5	37	0.986	10									
D 21 Guenther, George	3	6	5	4	8	10	0.444	4	5	6	2	10	7	0.588	18	17	0.514	3	0	17.0	35	0.486	9									
D 22 xx-Gabry, Greg	0	2	1	0	1	2	0.333	1	0	1	0	2	0	1.000	3	2	0.600	0	0	0.0	5	0.000	2									
D 23 Brody, Kevin	0	0	0	0	0	0	---	0	0	0	0	0	0	---	0	0	---	0	0	0.0	0	---	0									
D 24 Jones, Jeff	0	7	1	3	1	10	0.091	1	6	5	1	6	7	0.462	7	17	0.292	3	0	6.5	24	0.271	8									
D 25 Owen, Hal	2	6	2	5	4	11	0.267	5	4	7	2	12	6	0.667	16	17	0.485	3	0	7.5	33	0.227	10									
D 26 Thomas, Joe "Antique"	7	2	3	6	10	8	0.556	5	4	4	4	9	8	0.529	19	16	0.543	3	0	9.0	35	0.257	11									
D 27 Teegarden, Travis	5	4	5	4	10	8	0.556	4	3	4	4	8	7	0.533	18	15	0.545	1	0	14.0	33	0.424	9									
D 28 Oullette, Brian	3	4	8	0	11	4	0.733	4	4	4	2	8	6	0.571	19	10	0.655	2	0	28.0	29	0.966	8									
D 29 Sims, Phil	2	6	3	6	5	12	0.294	4	2	4	6	8	8	0.500	13	20	0.394	3	0	4.5	33	0.136	10									
D3/ Sharky's Machine	30	30	30	30	60	60	0.500	15	15	13	17	28	32	0.467	116	124	0.483	0	7	108.5	240	0.452										
D 30 Borgia, Pete	5	4	7	2	12	6	0.667	4	6	4	6	8	12	0.400	20	18	0.526	0	1	16.0	38	0.421	10									
D 31 Bateman, Jimmy	5	5	6	3	11	8	0.579	4	5	4	5	8	10	0.444	19	18	0.514	0	1	16.5	37	0.446	9									
D 32 Allison, Frank	2	2	2	2	4	4	0.500	2	1	2	2	4	3	0.571	8	7	0.533	0	0	9.5	15	0.633	4									
D 33 Barrett, Darren	7	1	4	4	11	5	0.688	4	4	1	7	5	11	0.313	16	16	0.500	0	1	12.0	32	0.375	8									
D 34 Schaefer, Dan	1	3	0	2	1	5	0.167	2	2	2	2	4	4	0.500	5	9	0.357	0	1	3.5	14	0.250	6									
D 35 Schaefer, John	5	2	2	5	7	7	0.500	5	1	3	4	8	5	0.615	15	12	0.556	0	1	21.5	27	0.796	7									
D 36 Schaefer, Michael	1	4	4	3	5	7	0.417	3	4	4	3	7	7	0.500	12	14	0.462	0	1	13.0	26	0.500	8									
D 37 Kruger, Lonny	3	5	4	7	7	12	0.368	4	5	2	3	6	8	0.429	13	20	0.394	0	0	14.5	33	0.439	9									
D 38 Fink, Scott	1	3	1	1	2	4	0.333	2	1	3	2	5	3	0.625	7	7	0.500	0	1	2.0	14	0.143	6									
D 39 Fuller, Geoff	0	1	0	1	0	2	0.000	0	1	1	0	1	1	0.500	1	3	0.250	0	0	0.0	4	0.000	2									
D4/ Ton 80 Proof	28	32	24	36	52	68	0.433	14	16	16	14	30	30	0.500	112	128	0.467	0	7	104.0	240	0.433										
D 40 Theall, Ken	1	4	1	0	2	4	0.333	0	2	0	2	0	4	0.000	2	8	0.200	0	1	2.5	10	0.250	6									
D 41 Gagner, Chris	6	3	3	5	9	8	0.529	5	3	5	3	10	6	0.625	19	14	0.576	0	0	8.5	33	0.258	9									
D 42 Dehnel, Sebastian	3	5	5	5	8	10	0.444	6	4	5	3	11	7	0.611	19	17	0.528	0	1	17.5	36	0.486	10									
D 43 Blake, Rick	2	6	4	4	6	10	0.375	2	6	4	4	6	10	0.375	12	20	0.375	0	1	24.0	32	0.750	8									
D 44 Swartzel, David	0	1	0	1	0	2	0.000	0	0	0	0	0	0	---	0	2	0.000	0	0	1.0	2	0.500	1									
D 45 Zuttel, Paul	2	0	2	3	4	3	0.571	2	2	4	1	6	3	0.667	10	6	0.625	0	1	9.5	16	0.594	6									
D 46 Frederickson, David "Butt"	4	2	5	3	9	5	0.643	4	4	2	4	6	8	0.429	15	13	0.536	0	0	13.0	28	0.464	8									
D 47 Kotecki, Phil	2	4	0	7	2	11	0.154	1	3	3	5	4	8	0.333	6	19	0.240	0	1	3.0	25	0.120	8									
D 48 Talbot, Chris	7	2	0	3	7	5	0.583	4	5	5	3	9	8	0.529	16	13	0.552	0	1	11.0	29	0.379	9									
D 49 Robertson, Chris	1	5	4	5	5	10	0.333	4	3	4	3	8	6	0.571	13	16	0.448	0	1	14.0	29	0.483	9									
D5/ Red-eye Rangers	36	24	35	25	71	49	0.592	18	12	11	19	29	31	0.483	129	111	0.538	0	0	94.0	240	0.392										
D 50 Kunesh, Joe	7	3	1	3	8	6	0.571	6	3	3	5	9	8	0.529	17	14	0.548	0	0	10.5	31	0.339	10									
D 51 Rouse, Chuck	2	6	0	0	2	6	0.250	0	3	1	4	1	7	0.125	3	13	0.188	0	0	0.0	16	0.000	8									
D 52 Barnes, Will	3	5	7	3	10	8	0.556	6	4	3	6	9	10	0.474	19	18	0.514	0	0	26.0	37	0.703	10									
D 53 Kirkpatrick, Scott	5	4	6	4	11	8	0.579	6	4	2	7	8	11	0.421	19	19	0.500	0	0	12.0	38	0.316	10									
D 54 Raper, Jeromie	4	2	8	2	12	4	0.750	6	3	1	6	7	9	0.438	19	13	0.594	0	0	12.5	32	0.391	10									
D 55 Powell, Mark	6	4	7	3	13	7	0.650	6	4	5	4	11	8	0.579	24	15	0.615	0	0	6.5	39	0.167	10									
D 56 Mitchell, Bill	2	0	0	9	2	9	0.182	0	2	4	2	4	4	0.500	6	13	0.316	0	0	3.0	19	0.158	9									
D 57 Powell, Zach	7	0	6	1	13	1	0.929	6	1	3	4	9	5	0.643	22	6	0.786	0	0	23.5	28	0.839	7									
D6/ Village Idiots	35	31	39	27	74	58	0.561	18	15	19	14	37	29	0.561	148	116	0.561	14	7	132.5	264	0.502										
D 60 Hartley, Barron	6	5	3	4	9	9	0.500	1	2	3	6	4	8	0.333	13	17	0.433	2	1	10.0	30	0.333	11									
D 61 Hartley, Bryan	4	3	7	2	11	5	0.688	5	4	5	4	10	8	0.556	21	13	0.618	2	1	25.5	34	0.750	9									
D 62 Jones, Nick	3	4	7	3	10	7	0.588	5	5	6	4	11	9	0.550	21	16	0.568	2	1	19.5	37	0.527	10									
D 63 Vivod, Josh	8	2	8	2	16	4	0.800	6	4	6	4	12	8																			

	Singles 301	Singles Crocket	Singles Record	Singles Win %-age	Doubles Crocket	Doubles 501	Doubles Record	Doubles Win %-age	Sngls + Dbls Record	Sngls + Dbls Win %-age	Tiebreaker Ws	Tiebreaker Ls	All-Star Points	Games Played	All-Star Point Average	Matches Played
E1/ Duck Around & Find Out	37 35	30 42	67 77	0.465	16 20	15 21	31 41	0.431	129 159	0.448	0 7	89.5	288	0.311		
E 10 Kuppler, Bob	2 4	4 4	6 8	0.429	6 5	3 5	9 10	0.474	15 18	0.455	0 1	10.5	33	0.318	12	
E 11 Carawon, Harris	9 3	4 8	13 11	0.542	6 5	5 6	11 10	0.500	24 22	0.522	0 1	6.5	46	0.141	12	
E 12 Converse, Laurence	2 5	4 4	6 9	0.400	4 5	4 4	8 9	0.471	14 18	0.438	0 1	13.0	32	0.406	9	
E 13 Ellis, Tim	8 4	6 6	14 10	0.583	4 8	7 4	11 12	0.478	25 22	0.532	0 1	16.5	47	0.351	12	
E 14 Kuppler, Alex	2 9	0 10	2 19	0.095	3 6	5 7	8 13	0.381	10 32	0.238	0 1	16.5	42	0.393	12	
E 15 Lalino, Steve	4 4	4 4	8 8	0.500	2 5	3 5	5 10	0.333	13 18	0.419	0 1	2.5	31	0.081	8	
E 16 Rawlings, Shane	8 3	7 4	15 7	0.682	6 5	2 9	8 14	0.364	23 21	0.523	0 1	18.0	44	0.409	11	
E 17 Schoch, Adam	2 0	1 1	3 1	0.750	1 1	1 1	2 2	0.500	5 3	0.625	0 0	6.0	8	0.750	2	
E 18 Marechek, Gary	0 3	0 1	0 4	0.000	0 0	0 1	0 1	0.000	0 5	0.000	0 0	0.0	5	0.000	4	
E2/ Cheap Shots	43 29	34 38	77 67	0.535	17 19	17 19	34 38	0.472	145 143	0.503	12 6	97.0	288	0.337		
E 20 Buckman, Dave	7 4	8 3	15 7	0.682	6 5	5 6	11 11	0.500	26 18	0.591	2 0	16.5	44	0.375	11	
E 21 Burney, Gary	8 4	5 8	13 12	0.520	3 9	7 7	10 16	0.385	23 28	0.451	2 1	21.0	51	0.412	12	
E 22 Hindle, Mikey	7 4	7 6	14 10	0.583	4 6	6 5	10 11	0.476	24 21	0.533	1 1	16.5	45	0.367	11	
E 23 Witz, Steve	5 4	5 2	10 6	0.625	6 5	5 5	11 10	0.524	21 16	0.568	2 1	11.0	37	0.297	10	
E 24 James, Bob	3 2	0 7	3 9	0.250	2 4	1 5	3 9	0.250	6 18	0.250	1 0	7.5	24	0.313	7	
E 25 McMillan, Bill	3 4	1 5	4 9	0.308	3 3	2 3	5 6	0.455	9 15	0.375	2 0	3.0	24	0.125	7	
E 26 Sellers, Mark	1 2	2 1	3 3	0.500	2 1	1 2	3 3	0.500	6 6	0.500	0 1	4.5	12	0.375	3	
E 27 Clark, Bryce	0 2	0 2	0 4	0.000	1 1	0 2	1 3	0.250	1 7	0.125	0 1	3.5	8	0.438	2	
E 28 Britt, Jacob	9 3	6 4	15 7	0.682	7 4	7 3	14 7	0.667	29 14	0.674	2 1	13.5	43	0.314	10	
E3/ Death Throw	37 35	37 35	74 70	0.514	21 15	23 13	44 28	0.611	162 126	0.563	7 8	114.5	288	0.398		
E 30 Willis, Tolson	7 5	4 5	11 10	0.524	7 5	6 3	13 8	0.619	24 18	0.571	1 1	13.5	42	0.321	12	
E 31 Bosier, Sean	8 3	6 5	14 8	0.636	8 3	7 4	15 7	0.682	29 15	0.659	1 1	21.0	44	0.477	11	
E 32 Mathews, Dave	6 5	5 6	11 11	0.500	5 5	5 4	10 9	0.526	21 20	0.512	1 1	12.5	41	0.305	11	
E 33 Willis, Angie	0 10	0 0	0 10	0.000	0 0	2 4	2 4	0.333	2 14	0.125	1 1	3.0	16	0.188	10	
E 34 Mathews, Olivia	7 5	5 7	12 12	0.500	4 7	7 5	11 12	0.478	23 24	0.489	1 1	19.0	47	0.404	12	
E 35 Bradshaw, Tyler	6 4	8 5	14 9	0.609	8 4	9 0	17 4	0.810	31 13	0.705	1 1	22.5	44	0.511	12	
E 36 Fortune, Chase	0 2	4 2	4 4	0.500	5 2	3 4	8 6	0.571	12 10	0.545	0 1	6.5	22	0.295	7	
E 37 Willis, Bladen	3 1	5 5	8 6	0.571	5 4	7 1	12 5	0.706	20 11	0.645	1 1	16.5	31	0.532	10	
E 38 Mathews, Theresa	0 0	0 0	0 0	---	0 0	0 1	0 1	0.000	0 1	0.000	0 0	0.0	1	0.000	1	
E 39 Fortune, Brooke	0 0	0 0	0 0	---	0 0	0 0	0 0	---	0 0	---	0 0	0.0	0	---	0	
E4/ Irish Ton	31 41	28 44	59 85	0.410	12 24	17 19	29 43	0.403	117 171	0.406	15 8	93.0	288	0.323		
E 40 Cominole, Jeremy	5 7	3 7	8 14	0.364	3 8	3 4	6 12	0.333	14 26	0.350	2 1	11.0	40	0.275	12	
E 41 Rossbach, Mark	2 3	7 5	9 8	0.529	3 8	4 6	7 14	0.333	16 22	0.421	2 1	9.0	38	0.237	12	
E 42 Yarsawich, Brian	1 3	0 6	1 9	0.100	1 1	1 4	2 5	0.286	3 14	0.176	2 1	3.0	17	0.176	7	
E 43 Ball, Pat	8 4	6 6	14 10	0.583	7 5	8 4	15 9	0.625	29 19	0.604	2 1	21.0	48	0.438	12	
E 44 Cody, Mike	4 3	5 1	9 4	0.692	2 7	5 3	7 10	0.412	16 14	0.533	2 1	7.5	30	0.250	9	
E 45 Cody, Dan	6 4	3 5	9 9	0.500	3 7	3 6	6 13	0.316	15 22	0.405	1 1	17.5	37	0.473	10	
E 46 Wilson, Travis	2 2	0 3	2 5	0.286	1 2	1 3	2 5	0.286	4 10	0.286	1 0	0.0	14	0.000	6	
E 47 Byleund, Jay	1 0	2 1	3 1	0.750	0 2	1 2	1 4	0.200	4 5	0.444	1 0	5.0	9	0.556	4	
E 48 Stroh, Wil	1 9	2 6	3 15	0.167	4 5	6 3	10 8	0.556	13 23	0.361	1 1	16.0	36	0.444	10	
E 49 Pereida, Hector	1 6	0 4	1 10	0.091	0 3	2 3	2 6	0.250	3 16	0.158	1 1	3.0	19	0.158	8	
E5/ Dart Side of the Moon	42 30	43 29	85 59	0.590	21 15	15 21	36 36	0.500	157 131	0.545	9 8	131.5	288	0.457		
E 50 Cornell, Blaine	0 1	1 0	1 1	0.500	0 1	5 1	5 2	0.714	6 3	0.667	1 1	3.0	9	0.333	9	
E 51 Millius, Mike	8 4	11 1	19 5	0.792	8 4	5 6	13 10	0.565	32 15	0.681	1 1	35.0	47	0.745	12	
E 52 Tisdale, Brian	0 1	0 10	0 11	0.000	7 1	4 3	11 4	0.733	11 15	0.423	1 1	6.0	26	0.231	11	
E 53 Toko, Jeff	4 3	4 3	8 6	0.571	4 6	0 5	4 11	0.267	12 17	0.414	1 1	9.0	29	0.310	11	
E 54 Furdon, Matt	10 2	7 4	17 6	0.739	6 4	6 5	12 9	0.571	29 15	0.659	1 1	26.0	44	0.591	12	
E 55 Wilberg, Chelsea	5 7	3 1	8 8	0.500	2 0	2 8	4 8	0.333	12 16	0.429	1 1	7.0	28	0.250	12	
E 56 Roseman, Sean	7 3	6 3	13 6	0.684	6 4	2 4	8 8	0.500	21 14	0.600	1 0	10.5	35	0.300	11	
E 57 DiCaprio, Al	1 5	3 5	4 10	0.286	4 5	4 4	8 9	0.471	12 19	0.387	1 1	14.5	31	0.468	12	
E 58 Musil, Dylan	7 4	8 2	15 6	0.714	5 5	2 6	7 11	0.389	22 17	0.564	1 1	20.5	39	0.526	11	
E6/ Runs with Corks	32 40	42 30	74 70	0.514	19 17	17 19	36 36	0.500	146 142	0.507	0 16	120.0	288	0.417		
E 60 Fleener, Michael	6 5	7 4	13 9	0.591	6 6	2 2	8 8	0.500	21 17	0.553	0 2	25.0	38	0.658	12	
E 61 Amarante, John	7 2	5 5	12 7	0.632	6 3	2 3	8 6	0.571	20 13	0.606	0 1	15.5	33	0.470	10	
E 62 Stumpf, Robert	2 4	6 4	8 8	0.500	2 7	6 4	8 11	0.421	16 19	0.457	0 2	8.5	35	0.243	12	
E 63 Moody, Chris	3 2	9 1	12 3	0.800	9 2	1 8	10 10	0.500	22 13	0.629	0 2	29.0	35	0.829	11	
E 64 Sweet, Jim	3 5	2 2	5 7	0.417	4 4	6 4	10 8	0.556	15 15	0.500	0 1	14.0	30	0.467	11	
E 65 Sweet, Phyllis	2 4	8 1	10 5	0.667	8 1	4 3	12 4	0.750	22 9	0.710	0 1	13.0	31	0.419	9	
E 66 Lymer, Dean	1 6	0 6	1 12	0.077	0 7	5 3	5 10	0.333	6 22	0.214	0 2	5.5	28	0.196	11	
E 67 Newbold, Stephanie	0 4	0 4	0 8	0.000	1 0	0 5	1 5	0.167	1 13	0.071	0 1	1.0	14	0.071	7	
E 68 Couch, Amber	5 5	5 3	10 8	0.556	2 2	3 1	5 3	0.625	15 11	0.577	0 2	8.5	26	0.327	11	
E 69 Spanko, Melanie	3 3	0 0	3 3	0.500	0 2	5 5	5 7	0.417	8 10	0.444	0 2	0.0	18	0.000	11	
E7/ Liquor Possee	36 36	40 32	76 68	0.528	22 14	22 14	44 28	0.611	164 124	0.569	15 0	114.5	288	0.398		
E 70 Martinez, Gustavo	5 5	2 5	7 10	0.412	5 5	3 4	8 9	0.471	15 19	0.441	2 0	12.0	34	0.353	12	
E 71 Barnes, Adam	9 3	8 3	17 6	0.739	7 5	6 3	13 8	0.619	30 14	0.682	2 0	28.0	44	0.636	12	
E 72 Claggett, Jerimy	4 7	1 2	5 9	0.357	5 4	5 2	10 6	0.625	15 15	0.500	2 0	4.5	30	0.150	11	
E 73 Blanes, Silver	5 6	8 2	13 8	0.619	9 1	8 1	17 2	0.895	30 10	0.750	1 0	21.0	40	0.525	11	
E 74 Crowley, Fulton	4 2	1 1	5 3	0.625	4 2	2 2	6 4	0.600	11 7	0.611	1 0	5.0	18	0.278	7	
E 75 Kipp, Daniel	1 4	2 3	3 7	0.300	0 1	1 5	1 6	0.143	4 13	0.235	1 0	1.0	17	0.059	10	
E 76 Bathurst, Ryan	5 5	6 4	11 9	0.550	3 6	6 3	9 9	0.500	20 18	0.526	2 0	19.5	38	0.513	10	
E 77 Bathurst, Alyssa	1 0	1 1	2 1	0.667												

		Singles	301	Singles	Cricket	Singles	Record	Singles Win %-age	Doubles	Cricket	Doubles	501	Doubles	Record	Doubles Win %-age	Sngls + Dbls	Record	Sngls + Dbls Win %-age	Tiebreaker Ws	Tiebreaker Ls	All-Star Points	Games Played	All-Star Point Average	Matches Played
F1/ Coach's Last Dance		26	46	24	48	50	94	0.347	13	23	17	19	30	42	0.417	110	178	0.382	0	6	59.0	288	0.205	
F 10	Martin, Claude	2	9	1	9	3	18	0.143	2	8	5	6	7	14	0.333	10	32	0.238	0	1	5.5	42	0.131	12
F 11	Ago, Alvin	1	2	2	3	3	5	0.375	3	2	3	2	6	4	0.600	9	9	0.500	0	0	8.0	18	0.444	5
F 12	Barletta, Phil	3	4	6	3	9	7	0.563	3	6	5	4	8	10	0.444	17	17	0.500	0	1	8.0	34	0.235	9
F 13	Ejlali, Shervin	6	3	3	4	9	7	0.563	6	2	3	5	9	7	0.563	18	14	0.563	0	1	6.5	32	0.203	9
F 14	Emerton, Eric	1	6	4	4	5	10	0.333	3	5	2	3	5	8	0.385	10	18	0.357	0	1	10.5	28	0.375	8
F 15	Hamer, Andrew	5	0	0	3	5	3	0.625	2	3	2	2	4	5	0.444	9	8	0.529	0	0	7.0	17	0.412	5
F 16	Woodard, Dave	0	11	0	9	0	20	0.000	2	6	3	8	5	14	0.263	5	34	0.128	0	1	2.0	39	0.051	11
F 17	Quintana, Abaddon	5	6	5	7	10	13	0.435	4	8	6	5	10	13	0.435	20	26	0.435	0	1	6.5	46	0.141	12
F 18	Henne, Brett	3	5	3	6	6	11	0.353	1	6	5	3	6	9	0.400	12	20	0.375	0	0	5.0	32	0.156	9
F2/ Zero Dart Ton 80		45	27	55	17	100	44	0.694	30	6	26	10	56	16	0.778	212	76	0.736	0	0	135.0	288	0.469	
F 20	Scott, Kevin	0	1	0	0	0	1	0.000	2	1	3	1	5	2	0.714	5	3	0.625	0	0	5.0	8	0.625	5
F 21	Clark, Chad	8	3	10	2	18	5	0.783	11	0	7	1	18	1	0.947	36	6	0.857	0	0	36.0	42	0.857	12
F 22	Turner, Kevin	9	3	10	2	19	5	0.792	5	2	7	4	12	6	0.667	31	11	0.738	0	0	10.0	42	0.238	12
F 23	DeMattos, Rick	3	4	7	1	10	5	0.667	8	2	5	1	13	3	0.813	23	8	0.742	0	0	17.5	31	0.565	11
F 24	Nguyen, Henry	4	3	4	2	8	5	0.615	8	1	5	1	13	2	0.867	21	7	0.750	0	0	9.5	28	0.339	11
F 25	Schon, Chris	2	1	6	5	8	6	0.571	6	2	3	5	9	7	0.563	17	13	0.567	0	0	4.0	30	0.133	12
F 26	Seldon, Curtis	1	4	6	2	7	6	0.538	8	1	6	0	14	1	0.933	21	7	0.750	0	0	13.0	28	0.464	12
F 27	Howes, Guy	10	2	11	1	21	3	0.875	10	2	7	0	17	2	0.895	38	5	0.884	0	0	37.5	43	0.872	12
F 28	Palma, Kevin	4	4	1	2	5	6	0.455	1	1	7	4	8	5	0.615	13	11	0.542	0	0	1.5	24	0.063	11
F 29	Averell, Scott	4	2	0	0	4	2	0.667	1	0	2	3	3	3	0.500	7	5	0.583	0	0	1.0	12	0.083	7
F3/ Sofa Kings		35	37	37	35	72	72	0.500	21	15	21	15	42	30	0.583	156	132	0.542	6	0	90.0	288	0.313	
F 30	Keim, Roger	8	2	8	1	16	3	0.842	6	3	5	4	11	7	0.611	27	10	0.730	1	0	18.0	37	0.486	10
F 31	Alcon, Tony	8	4	9	4	17	8	0.680	9	4	7	5	16	9	0.640	33	17	0.660	1	0	20.5	50	0.410	12
F 32	Bozza, Doug	2	3	4	4	6	7	0.462	3	5	4	3	7	8	0.467	13	15	0.464	1	0	10.0	28	0.357	8
F 33	Moore, Ken	4	9	3	5	7	14	0.333	4	6	8	3	12	9	0.571	19	23	0.452	1	0	9.0	42	0.214	12
F 34	Plotkin, Jeremy	4	7	3	6	7	13	0.350	8	4	6	4	14	8	0.636	21	21	0.500	1	0	12.5	42	0.298	12
F 35	Moore, Andrew	4	5	1	7	5	12	0.294	3	3	2	2	5	5	0.500	10	17	0.370	0	0	3.5	27	0.130	8
F 36	Campbell, Aaron	4	6	8	3	12	9	0.571	8	4	6	7	14	11	0.560	26	20	0.565	1	0	13.0	46	0.283	12
F 37	Hudelson, Hans	1	1	1	5	2	6	0.250	1	1	4	2	5	3	0.625	7	9	0.438	0	0	3.5	16	0.219	6
F4/ Rippin Darts		45	27	43	29	88	56	0.611	26	10	18	18	44	28	0.611	176	112	0.611	0	0	129.5	288	0.450	
F 40	Raymond, Erik	7	5	4	8	11	13	0.458	9	3	3	3	12	6	0.667	23	19	0.548	0	0	20.5	42	0.488	12
F 41	McDonald, Chase	8	3	8	3	16	6	0.727	8	3	6	5	14	8	0.636	30	14	0.682	0	0	18.0	44	0.409	11
F 42	Helton, Dakota	7	5	7	5	14	10	0.583	9	3	6	6	15	9	0.625	29	19	0.604	0	0	23.5	48	0.490	12
F 43	Wood, Connor	8	4	8	4	16	8	0.667	9	3	6	6	15	9	0.625	31	17	0.646	0	0	26.5	48	0.552	12
F 44	Gylfason, Thorbjorn	9	3	12	0	21	3	0.875	9	3	6	6	15	9	0.625	36	12	0.750	0	0	24.0	48	0.500	12
F 45	Kirk, Dylan	5	6	0	2	5	8	0.385	1	1	6	5	7	6	0.538	12	14	0.462	0	0	4.0	26	0.154	11
F 46	Sugg, Bailey	0	0	0	0	0	0	---	0	0	0	0	0	0	---	0	0	---	0	0	0.0	0	---	0
F 47	Pickel, Cameron	1	1	4	7	5	8	0.385	7	4	3	5	10	9	0.526	15	17	0.469	0	0	13.0	32	0.406	11
F 48	Kunkel, Cooper	0	0	0	0	0	0	---	0	0	0	0	0	0	---	0	0	---	0	0	0.0	0	---	0
F 49	Todd, Christian	0	0	0	0	0	0	---	0	0	0	0	0	0	---	0	0	---	0	0	0.0	0	---	0
F5/ Shark Shooters		34	38	43	29	77	67	0.535	20	16	22	14	42	30	0.583	161	127	0.559	0	0	90.5	288	0.314	
F 50	Stacy, Michelle	0	0	2	3	2	3	0.400	3	3	3	1	6	4	0.600	8	7	0.533	0	0	4.0	15	0.267	9
F 51	Stacy, Rod	2	4	5	5	7	9	0.438	8	2	5	4	13	6	0.684	20	15	0.571	0	0	13.5	35	0.386	12
F 52	Mitchell, Liz	3	2	4	2	7	4	0.636	4	3	5	0	9	3	0.750	16	7	0.696	0	0	3.0	23	0.130	9
F 53	Taylor, Eric	4	3	3	4	7	7	0.500	0	4	3	4	3	8	0.273	10	15	0.400	0	0	7.0	25	0.280	11
F 54	Buck, Chris	3	3	4	3	7	6	0.538	5	3	4	3	9	6	0.600	16	12	0.571	0	0	6.5	28	0.232	10
F 55	Graber, Shawn	8	4	7	4	15	8	0.652	6	4	6	3	12	7	0.632	27	15	0.643	0	0	7.0	42	0.167	12
F 56	Strickland, Jon	6	3	5	3	11	6	0.647	5	2	5	2	10	4	0.714	21	10	0.677	0	0	16.0	31	0.516	10
F 57	Wissinger, Wes	6	5	8	3	14	8	0.636	6	5	5	4	11	9	0.550	25	17	0.595	0	0	17.0	42	0.405	12
F 58	Schmitt, Jacqueline	0	10	0	0	0	10	0.000	0	2	4	5	4	7	0.364	4	17	0.190	0	0	0.0	21	0.000	11
F 59	Healy, Simon	2	4	5	2	7	6	0.538	3	4	4	2	7	6	0.538	14	12	0.538	0	0	16.5	26	0.635	8
F6/ Nein Mark		37	35	38	34	75	69	0.521	13	23	17	19	30	42	0.417	135	153	0.469	5	7	80.5	288	0.280	
F 60	Updyke, Gerald	10	1	10	1	20	2	0.909	4	7	5	6	9	13	0.409	29	15	0.659	1	1	19.5	44	0.443	11
F 61	Additon, Chris	0	0	0	0	0	0	---	0	0	0	0	0	0	---	0	0	---	0	0	0.0	0	---	0
F 62	Ferraro, Kimberly	5	7	2	10	7	17	0.292	8	3	5	5	13	8	0.619	20	25	0.444	1	1	9.0	45	0.200	12
F 63	Heath, John	7	5	8	4	15	9	0.625	5	6	8	3	13	9	0.591	28	18	0.609	1	1	14.0	46	0.304	12
F 64	Lang, John	3	8	4	5	7	13	0.350	2	8	3	8	5	16	0.238	12	29	0.293	1	1	7.0	41	0.171	11
F 65	Pender, Aime	2	5	0	10	2	15	0.118	0	10	5	5	5	15	0.250	7	30	0.189	0	1	3.5	37	0.095	10
F 66	Whitley, Brian	5	1	6	1	11	2	0.846	2	5	4	3	6	8	0.429	17	10	0.630	0	1	12.0	27	0.444	7
F 67	Wrenn, Cameron	5	8	8	3	13	11	0.542	5															

	Singles		Singles		Singles		Singles Win %-age		Doubles		Doubles		Doubles Win %-age		Sngls + Dbls		Sngls + Dbls Win %-age		Tiebreaker Ws		Tiebreaker Ls		All-Star Points		Games Played		All-Star Point Average		Matches Played		
	301	Cricket	Record	%-age	Cricket	501	Record	%-age	Record	%-age	Record	%-age	Record	%-age	Record	%-age	Record	%-age	Record	%-age	Record	%-age	Record	%-age	Record	%-age	Record	%-age	Record	%-age	
G1/ That's What She Said	41	31	48	24	89	55	0.618	25	11	18	18	43	29	0.597	175	113	0.608	7	8	100.0	288	0.347									
G 10 Caldwell, Taylor	0	3	4	6	4	9	0.308	4	3	2	5	6	8	0.429	10	17	0.370	0	1	11.0	27	0.407	11								
G 11 DiMichele, Doug	4	1	4	1	8	2	0.800	3	2	3	2	6	4	0.600	14	6	0.700	1	1	18.0	20	0.900	5								
G 12 Adams, Doug	8	3	8	3	16	6	0.727	7	4	6	4	13	8	0.619	29	14	0.674	1	1	14.0	43	0.326	11								
G 13 Carter, Danny	0	0	0	0	0	0	---	0	0	0	0	0	0	---	0	0	---	0	0	0.0	0	---	0								
G 14 Carter, Kevin	8	1	7	4	15	5	0.750	5	6	3	5	8	11	0.421	23	16	0.590	0	1	11.5	39	0.295	11								
G 15 Thompson, Barry	3	7	3	2	6	9	0.400	11	0	6	4	17	4	0.810	23	13	0.639	1	1	11.5	36	0.319	11								
G 16 Thompson, Barry, Jr.	3	6	5	2	8	8	0.500	2	4	4	5	6	9	0.400	14	17	0.452	1	1	1.0	31	0.032	11								
G 17 Smith, Ron "Captain"	2	2	1	3	3	5	0.375	1	1	2	4	3	5	0.375	6	10	0.375	1	1	2.0	16	0.125	7								
G 18 Beck, Paul	5	5	6	2	11	7	0.611	6	2	2	4	8	6	0.571	19	13	0.594	1	0	11.0	32	0.344	10								
G 19 Raquet, Mike	8	3	10	1	18	4	0.818	11	0	8	3	19	3	0.864	37	7	0.841	1	1	20.0	44	0.455	11								
G2/ The Neighborhood Dart Knights	25	47	31	41	56	88	0.389	15	21	19	17	34	38	0.472	124	164	0.431	0	0	116.5	288	0.405									
G 20 Swepson, Jerrell	7	3	10	0	17	3	0.850	4	6	7	2	11	8	0.579	28	11	0.718	0	0	42.5	39	1.090	10								
G 21 Markham, Jared	3	7	3	6	6	13	0.316	3	4	5	3	8	7	0.533	14	20	0.412	0	0	18.0	34	0.529	10								
G 22 Amos, Terron	4	6	5	7	9	13	0.409	8	5	5	5	13	10	0.565	22	23	0.489	0	0	21.0	45	0.467	12								
G 23 Lefebvre, C.J.	5	4	4	5	9	9	0.500	6	4	4	7	10	11	0.476	19	20	0.487	0	0	20.5	39	0.526	10								
G 24 Schaefer, Pat	3	6	4	3	7	9	0.438	4	4	4	4	8	8	0.500	15	17	0.469	0	0	8.0	32	0.250	9								
G 25 Pressimone, Kristen	2	11	0	8	2	19	0.095	2	7	9	3	11	10	0.524	13	29	0.310	0	0	2.0	42	0.048	12								
G 26 D'Alesio, Victor	1	6	2	7	3	13	0.188	3	7	1	4	4	11	0.267	7	24	0.226	0	0	2.5	31	0.081	10								
G 27 Saunders, Neil	0	4	3	5	3	9	0.250	0	5	3	6	3	11	0.214	6	20	0.231	0	0	2.0	26	0.077	9								
G3/ Killer Dee's	36	36	36	36	72	72	0.500	23	13	24	12	47	25	0.653	166	122	0.576	6	0	98.5	288	0.342									
G 30 Bailey, Craig	1	4	1	7	2	11	0.154	7	3	7	2	14	5	0.737	16	16	0.500	1	0	5.5	32	0.172	11								
G 31 Nguyen, Tommy	3	6	5	4	8	10	0.444	6	3	7	1	13	4	0.765	21	14	0.600	0	0	8.0	35	0.229	10								
G 32 Nguyen, Terry	2	5	3	5	5	10	0.333	2	4	4	4	6	8	0.429	11	18	0.379	1	0	4.5	29	0.155	10								
G 33 Ehrmann, Rob	9	3	12	0	21	3	0.875	9	3	10	2	19	5	0.792	40	8	0.833	1	0	35.5	48	0.740	12								
G 34 Kedell, Pete	1	3	1	4	2	7	0.222	1	1	1	1	2	2	0.500	4	9	0.308	1	0	1.0	13	0.077	7								
G 35 Fishbeck, Brent	5	3	4	2	9	5	0.643	7	3	5	2	12	5	0.706	21	10	0.677	1	0	13.5	31	0.435	10								
G 36 Morgraves, Jeannie	3	6	1	0	4	6	0.400	1	2	4	4	5	6	0.455	9	12	0.429	0	0	0.0	21	0.000	11								
G 37 Gibson, Jason	4	2	2	6	6	8	0.429	5	6	4	3	9	9	0.500	15	17	0.469	0	0	8.0	32	0.250	11								
G 38 Jones, Tre	2	2	1	6	3	8	0.273	1	0	1	4	2	4	0.333	5	12	0.294	0	0	0.0	17	0.000	9								
G 39 Kelly, Mike	6	2	6	2	12	4	0.750	7	1	5	1	12	2	0.857	24	6	0.800	1	0	22.5	30	0.750	8								
G4/ We're Sexy & We Throw It	43	29	33	39	76	68	0.528	12	24	16	20	28	44	0.389	132	156	0.458	0	6	82.5	288	0.286									
G 40 McNamara, Ken	5	2	9	3	14	5	0.737	6	7	6	6	12	13	0.480	26	18	0.591	0	1	18.0	44	0.409	12								
G 41 McNamara, Karen	5	7	0	5	5	12	0.294	0	5	6	7	6	12	0.333	11	24	0.314	0	1	1.0	35	0.029	12								
G 42 Bohanan, Heather	7	4	1	11	8	15	0.348	2	6	5	7	7	13	0.350	15	28	0.349	0	1	5.0	43	0.116	12								
G 43 Ross, Anne	5	3	0	4	5	7	0.417	0	4	3	1	3	5	0.375	8	12	0.400	0	1	3.0	20	0.150	8								
G 44 Jones, Mike	5	4	9	1	14	5	0.737	3	7	5	4	8	11	0.421	22	16	0.579	0	1	18.0	38	0.474	10								
G 45 Morlando, Jim	2	4	2	5	4	9	0.308	2	6	2	4	4	10	0.286	8	19	0.296	0	0	5.5	27	0.204	9								
G 46 Balint, Joey	3	3	5	1	8	4	0.667	4	3	1	3	5	6	0.455	13	10	0.565	0	0	7.0	23	0.304	7								
G 47 Davis, Jared	7	2	3	5	10	7	0.588	4	5	2	3	6	8	0.429	16	15	0.516	0	1	13.0	31	0.419	9								
G 48 Gillespie, Jeff	4	0	4	4	8	4	0.667	3	5	2	5	5	10	0.333	13	14	0.481	0	0	12.0	27	0.444	8								
G5/ Bottoms Up	40	32	47	25	87	57	0.604	20	16	22	14	42	30	0.583	171	117	0.594	5	0	109.0	288	0.378									
G 50 McMillan, Evan	10	0	8	3	18	3	0.857	8	3	7	5	15	8	0.652	33	11	0.750	1	0	30.5	44	0.693	12								
G 51 Smith, Lauren	4	6	3	7	7	13	0.350	3	6	5	5	8	11	0.421	15	24	0.385	1	0	6.0	39	0.154	10								
G 52 Smith, Jason	0	0	0	0	0	0	---	0	0	0	0	0	0	---	0	0	---	0	0	0.0	0	---	0								
G 53 Crabtree, Reagan	6	3	8	1	14	4	0.778	7	2	5	4	12	6	0.667	26	10	0.722	1	0	18.5	36	0.514	9								
G 54 Crabtree, Traci	0	7	1	6	1	13	0.071	2	5	4	3	6	8	0.429	7	21	0.250	0	0	2.0	28	0.071	7								
G 55 Tschetter, Aaron	7	4	8	3	15	7	0.682	5	5	7	2	12	7	0.632	27	14	0.659	1	0	17.5	41	0.427	11								
G 56 Hawks, Michael	8	3	7	3	15	6	0.714	4	7	7	4	11	11	0.500	26	17	0.605	0	0	7.0	43	0.163	11								
G 57 Hobgood, A.	0	2	1	0	1	2	0.333	1	1	0	1	1	2	0.333	2	4	0.333	0	0	0.0	6	0.000	2								
G 58 Hager, Ginny	2	3	4	2	6	5	0.545	4	2	4	2	8	4	0.667	14	9	0.609	0	0	4.0	23	0.174	6								
G 59 Evans, David	3	4	7	0	10	4	0.714	6	1	5	2	11	3	0.786	21	7	0.750	1	0	23.5	28	0.839	7								
G6/ Dart Vader's	41	31	41	31	82	62	0.569	24	12	21	15	45	27	0.625	172	116	0.597	0	5	77.5	288	0.269									
G 60 Deason, Michael	3	4	3	8	6	12	0.333	8	4	6	4	14	8	0.636	20	20	0.500	0	1	11.0	40	0.275	11								
G 61 Lamb, Mike	9	3	11	1	20	4	0.833	9	3	5	6	14	9	0.609	34	13	0.723	0	1	33.5	47	0.713	12								
G 62 Assante, Tracy	4	1	7	5	11	6	0.647	10	3	5	7	15	10	0.600	26	16	0.619	0	1	7.0	42	0.167	12								
G 63 Clark, Renee	6	7	3	4	9	11	0.450																								