



# Tons of Newsletter

The Spring Session of the Raleigh Dart League, week #14, Wednesday, April 24, 2024 Issue #JK878  
The "I Think It Has Been About 15 Years Since We've Had Any Week 14 Statistics Withheld" Edition

## THIS WEEK'S SCORESHEET RETURNS

PLEASE, PLEASE, PLEASE, send me your scoresheet as quickly as possible this week. If you don't send me your scoresheet on time, you could receive a late scoresheet penalty which might affect tournament seedings and would force me to make several phone calls in a huge hurry to re-locate teams in their tourney matches. That would not please me, and would not please the teams that are re-located. The easiest way to avoid that whole type of mess would be to email or text your scoresheet Thursday, or Friday morning at the latest. Thanks.

### DIVISIONAL TOURNAMENT REMINDERS!!!!!!

- Tournament matches start at 7:00 p.m.!!! Plan accordingly!
- In the tournament, failure to field at least 4 players by 7:15 p.m. will result in forfeit of the match. (Note: teams are not allowed until the 8:15 p.m. time used in the regular season.)
- NO MATCHES ARE ALLOWED TO CHANGE VENUE!!!! Relocated matches will be ruled double forfeits!!
- All points are decided in a best-of-three format (except 1001).
- old ADO rules on diddles = winner of the coin toss determines throwing order in the 1st game, loser of first game decides in 2nd game, loser of original coin toss decides in 3rd game.
- EMAIL ME (OR TEXT ME) THE WINNING SCORE!

### TOURNAMENT NOTES FROM THE MEMB. DIRECTOR

Here is an excerpted version of a column that Membership Director Heather Bohanan wrote last season, regarding possible tournament match considerations. I've shortened it a bit to fit today, but her messages are clear. (see wk14 of last season for the full version).

Some bars close earlier than others. We try to take these times into account when scheduling, but we can only do what we can. If you are concerned that your match may run long, it may be a good idea to inquire when you arrive what time the bar will be closing that night so you do not have an unpleasant surprise at midnight when you thought you would have until 2am to finish your match.

In addition, because of the earlier closure of some bars, and also because some people hate how long tourn. matches take regardless of when the bar closes, here are some suggestions you could use if you want; also some courtesy reminders that are always applicable, but especially during tournament when time is even more of a factor.

*Options for shortening the match – both teams must agree:*

- >> You do not have to play the 2 out of 3 format, you can just play one game like in the regular season.
- >> If possible, you can start earlier. Even if you can't get everyone there yet - list the first 3 matchups and start, and then fill in the others when everyone else arrives.

*Ways to make the match move faster:*

- >> If there is a 3rd board available, use it – at least for singles, most teams should have enough people to score on a 3rd board.
- >> Captains – be timely about listing and meeting with the other captain to complete the lineup.
- >> If the last 301 game is dragging, and if captains are ok going ahead with their cricket listing, go ahead and start the first cricket game on the other board while the last 301 game is being played.

*General Courtesy - Be conscientious and don't screw around. This should be something that you practice at all matches.*

- >> Don't wander off when it is time for you to play.
- >> Don't go out to smoke right before you are supposed to play.
- >> Don't take entire team smoke breaks between each set. [Side note from Jason: this is the most annoying thing ever at matches...]

### TOURNAMENT TONS NOTE

There will only be one Tournament Tons of Newsletter, so hang on to the one you get next week for all 3 matches!

### MINIMUM GAME REQUIREMENTS

Please do not forget that there are minimum numbers of games required in order to win awards for singles win percentage and all-star point average. These minimums are printed on page 4 of every issue of the Tons, so not being aware of them is your own fault. Make sure that any members of your team that are in the running for either of these awards play enough games if they are interested in trying to win either of those categories. [And please note that minimums for players on teams that received forfeit wins are lowered accordingly for both singles win percentages and all-star point averages. See page 4.]

### ALSO DON'T FORGET...

...that each team member must play in 4 matches during the season to participate in the tournament. That number is 4 matches for all teams in all divisions, regardless of forfeits, byes, dropped teams, or whatever. You simply must throw in 4 matches. Four. No more... just four.

### RDL HEADLINES

- "A" Division: Element and Bullies both win, but Element carries a large point lead into their wk14 matchup; Show Me keeps Darty Minds winless, sets up a head-to-head for the #5 season finish
- "B" Division: Attack rolls on undefeated, while Stumble clinches the runner-up slot; Consistent wins 4th straight, moves into 3rd
- "C" Division: McGavin races out to a huge 6-0 lead on last-place Menace, but then gets swept in SCkt, eventually falling in 1001; Hump Day almost misses their chance to take the C lead again, needing their own tiebreaker to finally slip past Darty Sanchez
- "D" Division: Idiots use a big cricket edge to slide past Machine, end up clinching the D title when the shorthanded Rangers take down Reload by winning five of the doubles after trailing early
- "E" Division: Possee outlasts shorthanded Cheapies to clinch E title regardless of the outcome of the missing E result; Death Throw posts the second score of 23 in the league this season
- "F" Division: Zero and Rippin just cruising away from the pack, now a total of 23-1 in matches not played against each other
- "G" Division: Bottoms Up takes every set from She Said, riding the hot 4-0 hand of Traci Crabtree to the dominant victory; Dart Vader's pull away from We Throw It to set up this week's match of the week in a head-to-head title tilt for the G season crown

>> Don't engage in any other inconsiderate/rude behaviors that drag the match out due to your lack of consideration for others and failure to be a good sport and league player.

Are you here looking for the lyrics quiz? Try page 6. The traditional week 14 giant-size quiz is there, along with some important reminders and our establishment addresses. There are also columns on pages 5 and 6, and a bunch of usual stuff throughout the rest of the pages.

**DIVISIONAL TEAM STANDINGS and MATCH RESULTS FROM WEEK 13 (4/17/24)**

(Home team listed second in each match.)

	<u>W</u>	<u>L</u>	<u>Pts.</u>	<u>Teams</u>	<u>Score</u>	<u>301</u>	<u>SCKt</u>	<u>DCKt</u>	<u>501</u>	<u>1001</u>	<u>ASPs</u>	<u>Short-handed?</u>	<u>Penalties</u>	
<b>"A" Division</b>	👉 Element XL	11	0	208	Element	17	4	5	4	4	-	33.0	-	-
	👉 The Bullies	10	1	185	2 Liver Die	7	2	1	2	2	-	17.0	-	-
	3 Lunatic Fringe	7	4	145	Bullies	15	5	4	4	2	-	28.0	-	-
	4 2 Liver Die with LA	5	6	120	Fringe	9	1	2	2	4	-	23.0	-	-
	5 Show Me Your Tips	3	8	108	Show Me	18	4	4	4	6	-	25.5	-	-
	6 Why So Serious?	3	8	85	Darty Minds	6	2	2	2	0	-	14.5	-	-
👉 Darty Minds	0	12	84	Serious?	-		(BYE)			-	-	-	-	
<b>"B" Division</b>	👉 Dart Attack	13	0	207	Bandits	3	1	0	2	0	-	10.0	-	-
	👉 Double In, Stumble Out	9	4	177	Dart Attack	21	5	6	4	6	-	12.5	-	-
	3 Inconsistently Consistent	7	6	167	Matt's Tab	8	4	2	2	0	-	8.0	Yes	-
	4 Trips Are For Kids	7	6	147	Stumble Out	16	2	4	4	6	-	9.5	-	-
	5 Raging Bulls Eyes	5	8	148	Consistent	15	3	4	4	4	-	19.5	-	-
	6 Put It on Matt's Tab	5	8	138	For Kids	9	3	2	2	2	-	14.5	-	-
👉 Nine Lives	3	10	133	Raging	20	4	6	4	6	-	12.0	-	-	
👉 One Armed Bandits	3	10	130	Nine Lives	4	2	0	2	0	-	6.0	-	-	
<b>"C" Division</b>	👉 Hump Day!	8	3	145	McGavin	12	6	0	2	4	L	21.0	-	-
	👉 Shooter McGavin	8	3	140	Menace	12	0	6	4	2	W	14.0	in 301 only	-
	3 The Outlaws	6	5	146	Hump Day!	12	3	3	4	2	W	9.0	-	-
	4 Off Constantly-Reboot	6	5	131	Sanchez	12	3	3	2	4	L	11.5	-	-
	5 Darty Sanchez	4	7	122	Outlaws	17	5	4	4	4	-	11.0	-	-
	6 Rif Raf	4	7	116	Off Constantly	7	1	2	2	2	-	11.0	-	-
👉 Menace 2 Sobriety	3	9	123	Rif Raf	-		(BYE)			-	-	-	-	
<b>"D" Division</b>	👉 Village Idiots	9	3	163	Idiots	15	3	4	6	2	-	9.5	-	-
	2 Reload	7	4	163	Machine	9	3	2	0	4	-	8.0	-	-
	3 Red-eye Rangers	7	4	142	Rangers	13	1	3	5	4	-	8.5	Yes	-
	4 DD-214	7	4	141	Reload	9	4	3	0	2	-	14.0	-	-
	5 Ton 80 Proof	5	6	130	Ton 80 Proof	18	4	6	4	4	-	12.5	-	-
	6 Sharky's Machine	4	7	121	She-Unit	6	2	0	2	2	-	8.5	-	-
👉 She-Unit	0	11	70	DD-214	-		(BYE)			-	-	-	-	
<b>"E" Division</b>	👉 Liquor Possee	12	1	176	Possee	12	3	5	2	2	-	9.5	-	-
	2 Dart Side of the Moon	9	3	157 *	Cheap Shots	10	2	1	4	3	-	3.0	Yes	-
	3 Death Throw	8	5	182	Dart Side	(scoresheet not received)						-	late sheet?	
	4 Runs with Corks	6	7	155	Duck Around	by press time)						-	late sheet?	
	5 Cheap Shots	6	7	147	Bangin	1	0	1	0	0	-	3.0	-	-
	6 Irish Ton	4	9	132	Death Throw	23	6	5	6	6	-	11.0	-	-
7 Duck Around & Find Out	3	9	128 *	Irish Ton	15	5	2	4	4	-	7.0	-	-	
8 Bangin the Wire	3	10	133	Corks	9	1	4	2	2	-	14.0	-	-	
<b>"F" Division</b>	👉 Zero Dart Ton 80	13	0	232	Shark Shooters	4	2	2	0	0	-	13.0	-	-
	👉 Rippin Darts	11	2	192	Zero Dart	20	4	4	6	6	-	17.5	-	-
	3 Shark Shooters	8	5	165	Rippin	16	3	5	4	4	-	9.0	-	-
	4 Sofa Kings	8	5	164	Triple Shot	8	3	1	2	2	-	4.0	-	-
	5 Nein Mark	5	8	142	Dartifacts	6	2	2	2	0	-	7.0	Yes	-
	6 Coach's Last Dance	3	10	123	Sofa Kings	17	3	4	4	6	-	13.5	-	-
7 Triple Shot	3	10	106	Nein Mark	9	1	2	3	3	-	10.0	Yes	-	
👉 The Dartifacts	1	12	99	Coach	13	5	4	2	2	-	5.5	-	-	
<b>"G" Division</b>	1 That's What She Said	10	3	183	Bottoms Up	16	4	4	4	4	-	4.5	-	-
	2 Dart Vader's	10	3	182	She Said	8	2	2	2	2	-	3.0	-	-
	3 Bottoms Up	9	4	187	Dart Vader's	16	2	5	4	5	-	13.5	in last 3 sets	-
	4 Killer Dee's	9	4	151	We Throw It	7	4	1	2	0	-	7.5	-	-
	5 The Neighborhood Dart Knight	5	8	140	Killer Dee's	18	4	4	4	6	-	4.0	-	-
	6 We're Sexy & We Throw It	5	8	138	Salute	6	2	2	2	0	-	6.0	-	-
7 21 Dart Salute	4	9	114	Crafts	6	2	2	2	0	-	8.5	-	-	
👉 Darts and Crafts	0	13	110	Dart Knights	18	4	4	4	6	-	7.5	-	-	

👉 = regular season division champion

👈 = clinched "top-two" finish in division

👊 = clinched "bottom-two" finish in division

**"HOT DARTS"**

Player Name	Team Name	Hot Darts	Can't remember what to report for the 'Hot Darts' list here? Check out page 4 - the list of minimums is there EVERY week.			Haywood, Eric	Village Idiots	4.0	ASPs
	<b>"A" Division</b>					Roper, Branden	Reload	3.5	ASPs
Elder, Craig	The Bullies	9m	Jones, Mike	Dart Attack	9m	(... with one match yet to be reported ...)			
Phillips, Robbie	Element XL	9m	Bennett, Will	Trips Are For Kids	15-dart 301	Sweet, Phyllis	Runs with Corks		117-Out
Powell, Lee	Show Me Your Tips	9m	Hall, Mike	Inconsistently Cons	7.0 ASPs	Bosier, Sean	Death Throw		109-Out
Gauthier, Kyle	2 Liver Die with LA	5-Bulls	Bennett, Will	Trips Are For Kids	6.0 ASPs	Bosier, Sean	Death Throw		<b>15-dart 301</b>
Gauthier, Kyle	2 Liver Die with LA	120-In	Wilson, Matt	Put It on Matt's Tab	5.0 ASPs	Moody, Chris	Runs with Corks	4.0	ASPs
Jones, Grey	2 Liver Die with LA	103-In	Bass, Joe	Inconsistently Cons	4.0 ASPs	Bosier, Sean	Death Throw	3.5	ASPs
Gibson, Pat	The Bullies	11-dart 301	Butters, Kent	Double In, Stumble	4.0 ASPs	Barnes, Adam	Liquor Possee	3.0	ASPs
Jones, Jimmie	The Bullies	11-dart 301	Porcelli, Robb	Nine Lives	4.0 ASPs	Blanes, Silver	Liquor Possee	3.0	ASPs
Phillips, Robbie	Element XL	12-dart 301	Trefzger, Ken	One Armed Bandits	4.0 ASPs	Cominole, Jeremy	Irish Ton	3.0	ASPs
Phillips, Robbie	Element XL	21-dart SCKt	Watson, Jeff, Jr.	Trips Are For Kids	4.0 ASPs	Sweet, Phyllis	Runs with Corks	3.0	ASPs
Phillips, Robbie & Tan, Wil	Element XL	21-dart 501	<b>"C" Division</b>			Ferraro, Kimberly	Nein Mark		116-In
Phillips, Robbie	Element XL	9.5 ASPs	Goodrich, Brett	Darty Sanchez	9m	Heath, John	Nein Mark	7.0	ASPs
Gibson, Pat	The Bullies	8.0 ASPs	Goodrich, Brett	Darty Sanchez	T80	Alcon, Tony	Sofa Kings	5.5	ASPs
Massengill, Chad	Element XL	8.0 ASPs	Holt, Ben	Off Constantly-Reboot	5-Bulls	Clark, Chad	Zero Dart Ton 80	5.5	ASPs
Powell, Lee	Show Me Your Tip	7.5 ASPs	Tant, J.J.	The Outlaws	20-dart SCKt	Keim, Roger	Sofa Kings	5.5	ASPs
Phillips, Stevie	Element XL	7.0 ASPs	Toolan, Chris	Shooter McGavin	10.0 ASPs	Howes, Guy	Zero Dart Ton 80	4.0	ASPs
Bruemmer, Wes	Show Me Your Tip	6.0 ASPs	Holt, Ben	Off Constantly-Reb	6.0 ASPs	Wood, Connor	Rippin Darts	4.0	ASPs
Elder, Craig	The Bullies	6.0 ASPs	McEwen, William	Hump Day!	6.0 ASPs	Mitchell, Liz	Shark Shooters	3.5	ASPs
Finney, Dave	Lunatic Fringe	6.0 ASPs	Goodrich, Brett	Darty Sanchez	5.0 ASPs	Ferraro, Kimberly	Nein Mark	3.0	ASPs
Velazquez, Jesse	Show Me Your Tip	6.0 ASPs	Johnson, Dave	Menace 2 Sobriety	4.0 ASPs	Stacy, Rod	Shark Shooters	3.0	ASPs
Mitchell, Sid	Lunatic Fringe	5.5 ASPs	Robinson, Mike	Darty Sanchez	3.5 ASPs	Turner, Kevin	Zero Dart Ton 80	3.0	ASPs
Vaughan, Aaron	2 Liver Die with LA	5.5 ASPs	Tant, J.J.	The Outlaws	3.5 ASPs	<b>"G" Division</b>			
Cusher, Dean	The Bullies	5.0 ASPs	White, J.J.	Menace 2 Sobriety	3.5 ASPs	Lamb, Mike	Dart Vader's	5.5	ASPs
Jones, Jimmie	The Bullies	5.0 ASPs	<b>"D" Division</b>			Swepson, Jerrell	Neighborhood Dart	4.5	ASPs
Massengill, Randy	Darty Minds	4.5 ASPs	Gagner, Chris	Ton 80 Proof	T80	Kline, John	Darts and Crafts	4.0	ASPs
Tan, Wil	Element XL	4.5 ASPs	Theall, Ken	Ton 80 Proof	5-Bulls	Bailey, Matthew	21 Dart Salute	3.0	ASPs
<b>"B" Division</b>			Long, Robert	Reload	5.5 ASPs	Brady, Marlin	Dart Vader's	3.0	ASPs
Bennett, Will	Trips Are For Kids	9m	Taylor, Tisha	She-Unit	4.5 ASPs	Jones, Mike	We're Sexy & We T	3.0	ASPs

**DIVISIONAL TROPHY DART CATEGORIES**

	A division	B division	C division	D division	E division	F division	G division
<b>High In (301 first turn only!)</b>	Ton-60 <b>Dan Naylor</b> The Bullies (2/21) <b>Kenny Persson</b> Element XL (2/28)	Ton-60 (3/13/24) <b>Matt Wilson</b> Put It on Matt's Tab	Ton-52 (3/27/24) <b>Andy Krestalude</b> Hump Day!	Ton-60 (1/24/24) <b>David Frederickson</b> Ton 80 Proof	Ton-54 (1/31/24) <b>Hector Pereida</b> Irish Ton	Ton-20 (3/13/24) <b>Chase McDonald</b> Rippin Darts	Ton-40 (2/14/24) <b>Ken McNamara</b> We're Sexy & We Throw It
<b>High Out (301/501/1001)</b>	Ton-64 (3/6/24) <b>Robbie Phillips</b> Element XL	Ton-60 (2/21/24) <b>Jeff Rudy</b> One Armed Bandits	Ton-14 (4/10/24) <b>Dan Clark</b> The Outlaws	Ton-18 (2/21/24) <b>Mark Powell</b> Red-eye Rangers	Ton-20 (2/14/24) <b>Chris Moody</b> Runs with Corks	Ton (2/7/24) <b>Simon Healy</b> Shark Shooters	Ton-20 (3/13/24) <b>Doug DiMichele</b> ...What She Said
<b>Fast Singles 301</b>	9 darts <b>Stevie Phillips</b> Element XL (1/31) <b>Dan Naylor</b> The Bullies (2/21) <b>Robbie Phillips</b> Element XL (twice - 3/6, 3/13)	11 darts <b>Andrew Borgna</b> ...Matt's Tab (1/31) <b>Ed Grubb</b> ...Consistent (2/7) <b>Robb Porcelli</b> Nine Lives (3/27)	10 darts (3/27/24) <b>Andy Krestalude</b> Hump Day!	10 darts (1/31/24) <b>Scott Kirkpatrick</b> Red-eye Rangers	15 darts <b>Adam Barnes</b> ...Possee (1/31) <b>Olivia Mathews</b> Death Throw(2/14) <b>Chris Moody</b> ...Corks (2/14)	13 darts (1/24/24) <b>Nick Beach</b> The Dartifacts	12 darts <b>Barry Thompson, Jr.</b> ...She Said (2/28) <b>Doug DiMichele</b> ...She Said (3/13)
<b>Fast Singles Cricket</b>	12 darts (3/27/24) <b>Pat Gibson</b> The Bullies	17 darts (4/10/24) <b>Zeek Lea</b> Dart Attack	20 darts (4/17/24) <b>J.J. Tant</b> The Outlaws	23 darts <b>Bryan Hartley</b> Village Idiots (twice - 1/31, 4/3) <b>Eric Haywood</b> Village Idiots(3/20)	17 darts (3/13/24) <b>Michael Fleener</b> Runs with Corks	19 darts (2/7/24) <b>Connor Wood</b> Rippin Darts	28 darts <b>John Kline</b> ...Crafts (2/7) <b>Ken McNamara</b> ...Throw It (4/3)
<b>Fast Doubles Cricket</b>	14 darts (2/28/24) <b>Kevin Foushee &amp; Pat Gibson</b> The Bullies	21 darts (3/13/24) <b>Mike Jones &amp; Zeek Lea</b> Dart Attack	22 darts (4/3/24) <b>Barry Jackson &amp; Ed Williams</b> Rif Raf	25 darts (4/17/24) <b>Leslie Phillips &amp; Keri Velazquez</b> She-Unit	29 darts (3/20/24) <b>Sean Bosier &amp; Tolson Willis</b> Death Throw	37 darts (2/14/24) <b>Phil Barletta &amp; Shervin Ejilali</b> Coach's Last...	19 darts (2/14/24) <b>Mike Raquet &amp; Barry Thompson</b> ...What She Said
<b>Fast Doubles 501</b>	16 darts <b>Kenny Persson &amp; Robbie Phillips</b> Element XL (2/14) <b>Grey Jones &amp; Cody Lange</b> 2 Liver.... (3/27)	15 darts (2/28/24) <b>Matt Byrne &amp; Matt Palmer</b> Inconsistently Consistent	20 darts (2/14/24) <b>Tim Bunn &amp; William McEwen</b> Hump Day!	24 darts (1/24/24) <b>Rick Blake &amp; Chris Gagner</b> Ton 80 Proof	22 darts (2/14/24) <b>Chris Mincey &amp; Parker Stark</b> Bangin the Wire	21 darts (1/31/24) <b>Kevin Scott &amp; Kevin Turner</b> Zero Dart Ton 80	23 darts <b>Mike Jones &amp; Ken McNamara</b> ...Throw It (1/31) <b>Evan McMillan &amp; Lauren Smith</b> Bottoms Up (3/6)

<b>Perfect Throws</b>			
<b>9-Marks</b>	Whitney Gibson (She-Unit, 2/14)	Stevie Phillips (Elements XL, 4/10)	Brett Goodrich (Darty Sanchez, 4/17)
Robbie Phillips (3) (Element XL, 1/31, 2/28, 4/17)	Brett Goodrich (Darty Sanchez, 4/17)	Lee Powell (Show Me Your Tips, 4/17)	Jimmie Jones (The Bullies, 3/27)
Pat Gibson (2) (The Bullies, 2/7, 2/28)	Shawn Graber (Shark Shooters, 3/20)	Sal Reitano (Darty Minds, 2/21)	Sid Mitchell (Lunatic Fringe, 2/7)
Jimmy Arnold (Reload, 3/6)	Ed Grubb (Inconsistently Consistent, 2/7)	Sean Roseman (Dart Side..., 2/21)	Robbie Phillips (Element XL, 2/14)
Adam Bakowski (Tony Horton, 2/21)	Bryan Hartley (Village Idiots, 3/20)	Lee Scott (The Outlaws, 2/28)	Stevie Phillips (Element XL, 2/28)
Ryan Beene (Bangin the Wire, 1/24)	Tony Horton (Darty Minds, 2/21)	Mike Seward (2 Liver Die with LA, 2/7)	Jeff Rudy (One Armed Bandits, 2/28)
Jamie Bender (The Dartifacts, 3/13)	Jimmie Jones (The Bullies, 4/10)	<b>Ton-80s</b>	
Will Bennett (Trips Are For Kids, 4/17)	Mike Jones (Dart Attack, 4/17)	Jimmy Arnold (Reload, 3/13)	Vic White (Why So Serious?, 2/14)
Rick Blake (Ton 80 Proof, 2/14)	Andy Krestalude (Hump Day!, 3/27)	Matt Byrne (Inconsistently Con., 3/6)	Tom Winters (Rif Raf, 2/7)
Gary Burney (Cheap Shots, 2/28)	Patrick Merkle (Trips Are For Kids, 4/3)	Matthew Copple (Nine Lives, 2/14)	
Craig Elder (The Bullies, 4/17)	Tim Moore (Darts and Crafts, 3/27)	David Evans (Bottoms Up, 3/27)	<b>6-Bulls</b>
Kevin Foushee (The Bullies, 1/31)	Tim Mozzetti (Lunatic Fringe, 4/10)	Chris Gagner (Ton 80 Proof, 4/17)	Pat Gibson (The Bullies, 2/21)

**RDL WEBSITE - www.raleighdartleague.org**

**Webmaster: Matt Ridgway** (of Trips Are For Kids)  
 contact him, if needed, at: meridgway84@gmail.com

**HOW TO REACH US**

**Email scoresheets:** jdkilts@yahoo.com or jdkilts@gmail.com

**Or text scoresheets:** 919-423-5766 - and we also always  
 recommend watching for confirmation of receipt!  
 (in response to either emailed or texted scoresheet images!)

**Roster Addition/Change Requests:**

Heather Bohanan, (contact her at phone/email info below)

**New Member/Registration Fees:**

Taylor Caldwell, (contact her at phone/email info below)

**Nomination and Election Ballots:**

Andrew Borgna, (contact him at phone/email info below)

**Grievances/Complaints/Rules Suggestions:**

Joel Eason, (contact him at phone/email info below)

**2024 Board of Directors**

<i>President</i>	Michael Johnson	919-413-0495
	email: president@raleighdartleague.org	
<i>Vice President</i>	Angela Jeffcoat	919-673-7339
	email: angelamjeffcoat@gmail.com	
<i>Secretary</i>	Andrew Borgna	919-889-2457
	email: akborgna@gmail.com	
<i>Treasurer</i>	Taylor Caldwell	919-623-9920
	email: tcaldwell831@gmail.com	
<i>Membership</i>	Heather Bohanan	919-819-9957
	email: membership@raleighdartleague.org	
<i>Rules/Grievances</i>	Joel Eason	919-227-6966
	email: ajenbk@yahoo.com	
<b>Social Media Coordinator:</b>	Kim Hoover	260-413-6173
	email: biz.krhoover@gmail.com	
<b>League Statistician/Editor:</b>	Jason Kilts	919-423-5766
	email: jdkilts@yahoo.com or jdkilts@gmail.com	

**"HOT DARTS" LISTING GUIDELINES**

Here are the guidelines that will be used for the minimum number of all-star points each week for the "hot darts" page.

"A" Div. = 4.5 or more ASPs; "B" Div. = 4.0 or more ASPs

"C, D" Divisions = 3.5 or more ASPs

"E, F" Divs. = 3.0 or more ASPs; "G" = 2.5 or more ASPs

Also, we will list any fast games, high ins, high outs, or other amazing feats that you think warrant a little recognition (e.g., Ins & Outs higher than a Ton, 24-dart cricket games, 15-dart 301s, 24-dart 501s, Ton-70s and up, 5-Bulls+, etc.).

*Extra note: it's also ok to call in "fast games" in each set, even if they don't necessarily meet the maximum dart counts above.*

**SEASON-LONG TROPHY DART****MINIMUM GAMES PLAYED REQUIREMENTS**

To be eligible for all-star point ave. & singles win %-age awards, you must play at least 66% of this season's projected games:

*for Divs. "A", "C" (except team C3) and "D" (7 teams / div.):*

**Singles win %-age: min. of 16 Singles Games Played**

**All-star pt. Average: min. of 32 Total Games Played**

*for team C3 (due to 1 forfeit received):*

**min. of 15 Singles Games Played, 30 Total Games Played**

*for Divisions "B", "E", "F" and "G" (8 teams / division):*

**Singles win %-age: min. of 19 Singles Games Played**

**All-star pt. Average: min. of 37 Total Games Played**

**CALENDAR OF EVENTS**

**Sat., April 27 NC City Dart League & NC Ladies' Cup**

NCCDL: Boone@Ral, PCity@CapArea, Dur@LakeN,  
 Pine@ChHill, Pied@Fay, Ashe@Jack

NCLC: Pied@Apex, PCity@CapArea, Dur@LakeN,  
 Pine@FuqVar, Ashe@Jack

**Wed., May 1 / 8 / 15 - Spring 2024 RDL Div. Tournaments**

**Sat., May 4 Spring 2024 RDL Banquet bid deadline**

**Mon., May 6 RDL Board Meeting**

**Sat., May 18 Spring 2024 - Season Banquet, location TBD**

**May 31-Jun 2 Wreck at the Deck, (ADO), \$5200+**

The Upper Deck, 329 N. Harrison Ave., Cary

**Mon., June 3 RDL Board Meeting**

**June 7-9 Central VA Dart Classic, (ADO), \$10,200**

**June 22&29 NCCDL/NCLC match weekend**

**July 11-14 32nd Charlotte Open, (ADO), \$18,000+, The Sheraton Airport Hotel, 3115 Scott Futrell Dr; also the site of the 2024 Masters Nationals**

**Wed., July 24 Fall 2024 - RDL registration, location TBD**

**July 25-28 Music City Classic, (ADO), \$26,300, Nashville**

**Sat., July 27 NCCDL/NCLC match weekend**

**Aug. 2-4 Semper Fi Showdown, (ADO), \$3000, Spanky's Sports Bar/Grill, 2532 Onslow Dr, Jacksonville**

**Wed., Aug. 7 Fall 2024 RDL Preseason Captains' Meeting**

**Wed., Aug. 14 Fall 2024 first night of match play**

**Other Local Weekly Leagues**

**Tuesdays Bull City Dart League**, Durham

<http://www.thebcdl.org/>

**Thursdays Triangle Dart League**, Chapel Hill

<https://www.ibiblio.org/ncdarts/tddl/>

**several days American Dart League**, across Wake county

<https://www.adadarters.com/> (national website)

**someday? Wake Forest Area Dart League**, Wake Forest

<https://www.facebook.com/groups/326939964601080/>

**Weekly Blind Draws** - Over the years, many blind draws

have come and gone. If any of these folds or if any others start up, please let me know and I'll update this list. Thanks.

*(this one is double elim., \$5 entry, bar matches the pot...)*

*extra \$50 if there are 32+ players, plus a triple shot !)*

**Fri., 8 pm Upper Deck**, 919-460-1786, 329 N.Harrison

*(2nd and 4th Fridays each month, double elim., \$10 entry)*

**Fri., 6:30 pm American Legion F-V**, 6400 Johnson Pond Rd

*(\$10 entry, plus a triple shot and a 50/50 drawing)*

**Sat., 12:30 pm Back Then Bar & Grill**, 984-333-0047,

107 Edinburgh S Dr, Cary; MacGregor Village

*(this one is \$5 entry, bar matches 150% if 16+ players !)*

**Sun., 6 pm Sharky's Place**, 919-783-5448, 5800 Duraleigh

*(this one is double elm., \$5 entry, bar matches the pot!)*

**Mon., 7:30 pm Neighborhood**, 919-377-2344, 301 N. Harrison

*(this one is \$5 entry, bar matches up to \$100, plus an*

*alternating double/triple shot !)* 2201 South Main Street,

**Mon., 7 pm Mackey's Pub**, 919-435-6018, Wake Forest

*(this one is \$5 entry, double elim., plus a \$5 triple shot)*

**Tue., 7 pm Whistlestop Bottleshop**, 919-366-6080, Wendell

**PENALTY LOG**

**Late scoresheet return (16 pts.):** either team E1 or E5

(E,wk.13), Killer Dee's (G,wk.4,wk.5).

**TEAM DIVISION TITLE POSSIBILITIES IN WEEK 14, plus notes on who can still lock in a "top-two finish" as well**

[Note: These possibilities are written on the assumption that an unfortunate set of penalties (read: ineligible players?) doesn't crop up and change things. And also on the assumption that we don't have any exotic match scores like 8-7 or something like that...]

**A Division:** Element XL and The Bullies are the top two teams, and play each other tonight. Element will finish 1st unless Bullies win either 23-0 or 24-0 tonight.

**B Division:** Dart Attack is 1st. Double In, Stumble Out is 2nd. This race is over.

**C Division:** Hump Day! and Shooter McGavin are the top two. If either wins while the other loses tonight, that will determine the order of finish. If both win or both lose tonight, Hump Day! will finish 1st unless McGavin can outscore Hump Day by 6 or more points tonight.

**D Division:** Village Idiots are 1st. One of Reload, Red-eye Rangers, or DD-214 will finish 2nd. If Reload wins, or if both the Rangers and DD-214 also lose with them, Reload will be 2nd. If Reload loses and both the Rangers and DD-214 win, DD-214 will be 2nd if they can outscore the Rangers by even 1 point; but if the Rangers match or exceed DD's point total in that scenario, the Ranger will finish 2nd.

**E Division:** Liquor Possee is 1st. Dart Side of the Moon is 2nd if they were the winners of the missing week 13 match result, and they would also be 2nd if they just win in week 14. But if Dart Side lost in week 13 and then also loses tonight, Death Throw would finish 2nd if they win tonight by any score at all.

**F Division:** Zero Dart Ton 80 is 1st. Rippin Darts is 2nd. This race is over.

**G Division:** The winner of tonight's That What She Said @ Dart Vader's match will be 1st. The loser of that match will finish 2nd if Bottoms Up loses tonight. But if Bottoms Up wins (as long as they don't have some super weird and low match score with a bunch of blockers in it), Bottoms Up will finish 2nd, regardless of which team won the She Said-Vader's match.

**PREDICTIONS FOR THE WEEK**

We're still missing one result from week 13, but so far I'm a very stout 20-4 for the week. If I got the missing result correct, a 21-4 mark would be my best week of the season so far. Anyway, up to that match, I'm now 233-90 for the season (72.1% correct), and I have a winning record with 49 of the 53 teams (5-5 with Off Constantly-Reboot; 6-7 with both Trips Are For Kids and Bangin the Wire; and 4-7 with Shooter McGavin).

**Match of the week:** (G Div.) That's What She Said @ Dart Vader's. In the middle of the season, Vader's lost three matches in one month, and then lost more than half their roster. Now they're basically playing with only five, and... they have fought all the way into a head-to-head title matchup!! Does She Said end their crazy story? I think so, 14-10.

**Matches #2 & #3:** (C Div.) Off Constantly-Reboot @ Hump Day!; Shooter McGavin @ Rif Raf. The C race all season has felt a bit like a continual game of "I don't want it, you take it." Off Constantly was 5-1 before losing 4 of 5. McGavin was 7-1 before losing 2 of 3. Hump Day, on the other hand dropped a couple early and sprinkled throughout, and only just took the lead by beating a 4-win team in 1001. We're down to two, and it's not really clear which has the harder matchup to finish. Regardless, I think both escape. Hump, 14-10; McGavin, 13-11.

**Match #4:** (A Div.) The Bullies @ Element XL. This one doesn't have the luster that it sometimes does, but the fact remains that this is very clearly the league's top two superpowers. I actually expect there could be a few of the major players in the matchup missing this particular night, but there will still be (calm) fireworks. Have to take my team, 13-11.

**Match #5:** (G Div.) The Neighborhood Dart Knights @ Bottoms Up. Somebody is going to win the Match of the Week above, so Bottoms can't take home the G crown. But if they can win here, they will pass

<b>THIS WEEK'S MATCHES (Week 14) - end of regular season</b>			
"A" Div.	The Bullies @ Element XL (Upper Deck 13&15)		
	Lunatic Fringe @ 2 Liver Die with LA (Sharky's Place 3&4)		
	Show Me Your Tips @ Why So Serious? (Mackey's Pub 1&2)		
BYE - Darty Minds			
"B" Div.	Put It on Matt's Tab @ Raging Bulls Eyes (Benny's Billiards)		
	Dart Attack @ Inconsist. Consistent (Upper Deck 17&18)		
	Trips Are For Kids @ Double In, Stumble Out (Cleve.-Garner 1&2)		
Nine Lives @ One Armed Bandits (Pantana's Pool Hall)			
"C" Div.	Darty Sanchez @ The Outlaws (Brass Tap 1&2)		
	Off Constantly-Reboot @ Hump Day! (Mackey's Pub 3&4)		
	Shooter McGavin @ Rif Raf (Pickled Onion #2)		
BYE - Menace 2 Sobriety			
"D" Div.	Reload @ Sharky's Machine (Sharky's Place 5&6)		
	DD-214 @ Ton 80 Proof (High Park 3&4)		
	She-Unit @ Red-eye Rangers (Sharky's Place 1&2)		
BYE - Village Idiots			
"E" Div.	Irish Ton @ Duck Around & Find Out (Snooker's 1&2)		
	Cheap Shots @ Death Throw (Hot Shots)		
	Runs with Corks @ Dart Side of the Moon (Brewster's Pub)		
Liquor Possee @ Bangin The Wire (High Park 5&6)			
"F" Div.	Coach's Last Dance @ Sofa Kings (Mac's Tavern)		
	Zero Dart Ton 80 @ Rippin Darts (The Pickled Pub)		
	Shark Shooters @ The Dartifacts (London Bridge Pub)		
Triple Shot @ Nein Mark (Upper Deck 3&4)			
"G" Div.	That's What She Said @ Dart Vader's (Amer. Legion F-V 1&2)		
	Neighbor.Dart Knights @ Bottoms Up (Snooker's 5&6)		
	Killer Dee's @ Darts and Crafts (Upper Deck 1&2)		
21 Dart Salute @ We're Sexy / Throw It! (Amer.Leg. F-V 3&4)			

whichever team lost match #1 and take down 2nd. Bottoms, 16-8.

**Matches #6 & #7:** (E Div.) Runs with Corks @ Dart Side of the Moon; Cheap Shots @ Death Throw. This pair of matches might be mostly meaningless (if Dart Side won in week 13). But they also might determine 2nd place in the E race. I think Dart Side will get by the wildly inconsistent Corkers, 14-10; but if Dart Side falls, Death Throw is going to race on by into 2nd on the power of a 13-9 win.

**Match #8:** (B Div.) Dart Attack @ Inconsistently Consistent. No team is winning its division by more than Attack is. But uber-hot Consistent is going to make an undefeated run tough. Attack, 14-10.

**Match #9:** (A Div.) Show Me Your Tips @ Why So Serious? This match is honestly kind of huge. If all the same teams sign up again next season, the winner of this one gets to stay in A. And being an A team is a big damn deal. Super hard to stay there. Serious, 13-11.

**Match #10:** (E Div.) Irish Ton @ Duck Around & Find Out. This is likely a head-to-head to determine a bottom-two E spot, regardless of the missing week 13 outcome. Ducks get this one in a tiebreaker.

**Match #11:** (F Div.) Zero Dart Ton 80 @ Rippin Darts. Likely a preview of the F tournament final? Or is this the biggest threat to Zero Dart's perfect season. Well, it's both. And Zero wins, 15-9.

**Match #12:** (D Div.) Reload @ Sharky's Machine. All Reload has to do to clinch 2nd in D is win this match. And last time they just thumped Machine. They win again, but it won't be so easy. 15-9.

**And the remaining 13 matches, sorted by division:**

A Division: Lunatic Fringe 15, 2 Liver Die with LA 9.

B Division: Raging Bulls Eyes 14, Matt's Tab 10; Double In, Stumble Out 13, Trips Are For Kids 11; Bandits 13, Nine Lives 11.

C Division: The Outlaws 14, Darty Sanchez 10.

D Division: DD-214 14, Ton 80 Proof 10; Rangers 16, She-Unit 8.

E Division: Liquor Possee 16, Bangin The Wire 8.

F Division: Sofa Kings 15, Coach's Last Dance 9; Shark Shooters 16, The Dartifacts 8; Nein Mark 14, Triple Shots 10.

G Division: Killer Dee's 16, Crafts 8; We Throw It 14, Salute 10.

Last week's question: *(another one by request, this time from Kevin Scott, who is one of our big fans of the math-style or puzzle-style trivia questions) How many distinct ways are there to take out 50, including one-dart, two-dart, and three-dart options? (and changed dart order does not count as different - e.g., s10/s8/d16 is the same as s8/s10/d16)*

Answers: When Kevin asked me for this question, I knew the answer would be kind of a lot, but I had NO idea how big the answer actually was. Once I figured out how to solve it well, and then did the calculations, I was flat-out stunned by how many ways there actually are to take out 50. I have no idea how many people tried to really figure out, because nobody sent in an official answer -- all I got were a few "oh, that's a lot" and "that has to be in the triple-digits" kinds of answers. And yet those assessments are accurate. In the end, there are... (are you ready for this?)... 468 ways to take out 50. That's FOUR HUNDRED SIXTY-EIGHT! Not a typo. (For those who don't believe me, or who just want to see, I created a full one-page table of the answers. Just email me if you're a nerd like me and you want a copy.)

This week's question (the last of the season): **(Let's update a question that we have run a few times over the years... well, decades now... that we last ran in the Fall 2016 season, I think) What is the greatest number of 100Is a team has played in a season (plus tournament)? (And as per usual, I can only answer this from Spring 1996 forward, as that is the amount of time I have been the statistician. League records before that point in time were, shall we say, a bit less granular.)**

Name the band/singer? the song? Last week's answers: Song 1 = "Gin & Juice" by Snoop Dogg; Song 2 = "Hunger Strike" by Temple of the Dog; Song 3 = "The Ba Touch" by Bloodhound Gang. And the theme? After a week with artists named in some fashion for cats, I kinda just HAD to go with this set so I didn't offend the other half of the pet folks, didn't I? [Allen Smith made a nice run, getting all but the song/artist #3, but it was Paul Jacobi and David Hoyt who ripped through the full set this week. Jacobi's theme was funny - "It's all about the dog. Or maybe doggy style? Ha! Or maybe that 'family' you married into... The [Cleveland Browns] Dog Pound!" - JK] *And as is now tradition, for this last week of the season, a super size set of lyrics!!! (admittedly, 6 of 15 have been used previously over the years, but they just... fit)*

Week 14, song #1 lyric: "In my eyes, indisposed, In disguises no one knows, Hides the face, lies the snake, In the sun in my disgrace"

Week 14, song #2 lyric: "Although I search myself, it's always someone else I see, I'd just allow a fragment of your life to wander free"

Week 14, song #3 lyric: "C'mon, shine your heavenly body tonight, 'Cause I know you're gonna make everything alright"

Week 14, song #4 lyric: "And the rockets' red glare, the bombs bursting in air, Gave proof through the night that our flag was still there"

Week 14, song #5 lyric: "Carry moonbeams home in a jar, And be better off than you are, Or would you rather be a mule"

Week 14, song #6 lyric: "I hear hurricanes a-blowin', I know the end is comin' soon, I fear rivers over flowin', I hear the voice of rage and ruin"

Week 14, song #7 lyric: "Fill my heart with song, And let me sing forever more, You are all I long for, All I worship and adore"

Week 14, song #8 lyric: "With the stars up above in your eyes, A fantabulous night to make romance, 'Neath the cover of October skies"

Week 14, song #9 lyric: "And all that you give, And all that you deal, And all that you buy, Beg, borrow or steal"

Week 14, song #10 lyric: "Every now and then, I get a little bit tired, Of listening to the sound of my tears"

Week 14, song #11 lyric: "Goddess on the mountain top, Burning like a silver flame, The summit of beauty and love"

Week 14, song #12 lyric: "Tell me, did you fall for a shooting star, One without a permanent scar?, And did you miss me while you were looking for yourself out there?"

Week 14, song #13 lyric: "...in my eyes, Like a diamond in the sky, How I wonder, Satellite strung from the moon, And the world your balloon"

Week 14, song #14 lyric: "Slowly walkin' down the hall, Faster than a cannonball, Where were you while we were getting high?"

Week 14, song #15 lyric: "If you want to battle you're in denial, Comin' from Uranus to check my style, Go ahead, put my rhymes on trial, Cast you off into exile"

**"BLOCKER" REMINDER TO ALL TEAMS**

Please remember that if a team leaves a slot blank and then an unlisted player (or players) comes in before that game is called, an unlisted player **MUST** be picked for the open slot. If more than one unlisted player has come in before the open slot is up, then the opposing team will select which of those unlisted players will play, but it **MUST** be one of the unlisted players. AND... (and this is important) players listed in this fashion are NOT blockers and DO register points for their teams.

**THE END OF A GAME**

A quick reminder as we head into the divisional tournaments where the atmosphere is ratcheted up a bit: (as per ADO rules) the game ends when the dart that sufficiently scores to end the game is thrown; subsequent darts thrown are ignored. This means that if your second dart leaves 0 by hitting a double and you continue and throw your third dart anyway, the game was over before you threw the third dart and you have not busted by continuing.

**TOURNAMENT RESULTS / UPDATES**

The VoiceMail system has been gone for years, so we obviously don't put the tournament pairings there each week anymore. I will still, however, be posting the updated tournament brackets each week. So all the league members (and associated others) on the email list will have weekly updates.

**INCLUDE THE MATCH SCORE...**

And when you report your team's win, **DO** include the match score at the time the win was clinched.

**PERPETUAL PLAQUES**

Don't forget: RDL offers 'perpetual plaques' for all fast games, ins/outs, & perfect throws (as well team regular season wins, if you want). They're large boards that hold multiple plates. If you would like more details, or to include your name on the list for this style of award, contact VP Angela Jeffcoat (contact info. on page 4). [If you have already started a perpetual plaque, you don't have to 'sign up' again this season - you'll receive plates for your large plaque until it's full, whether you like it or not.]

**WHERE WE PLAY**

**American Legion Fuquay-Varina** 919-557-5990  
6400 Johnson Pond Road Fuquay-Varina  
-about 0.2 miles from Fuquay Elementary School

**Benny's Billiards** 984-333-0101  
932 NE Maynard Road Cary  
-in Reedy Creek Square, at opp. end from Food Lion

**Big Easy Oven & Tap** 919-468-6007  
231 Grande Heights Drive Cary  
-in Harrison Pointe shopping center

**Brass Tap & Billiards** 919-876-2382  
3316 Capital Boulevard north Raleigh  
-in Starmount shopping center

**Break Time Billiards** 919-615-0107  
6442 Tryon Road Cary  
-left of Lowe's Foods, at inter. w/ Cary Parkway

**Brewster's Pub** 919-650-1270  
1885 Lake Pine Drive Cary  
-next to La Cocina Mexican restaurant

**Cleveland Draft House - Garner** 919-771-2337  
6101 NC Highway 42 West Garner  
-0.7 mile west of I-40 on NC Highway 42

**D's Bottle Shop & Craft Beer Coll.** 919-435-7034  
13200 Falls of Neuse Road north Raleigh  
-in the Wakefield Crossing Shopping Center

**Good Times Arcade and Tavern** 919-307-3245  
74 Son-Lan Parkway, Suite 108 Garner  
-just past Pizza Inn, acr. from Hibachi & Company

**High Park Bar & Grille** 919-833-4527  
625 E. Whitaker Mill Road Raleigh  
-near inter. of Whitaker Mill & Wake Forest Rd.

**Hot Shots Billiards & Pub** 919-460-6307  
107 Edinburgh South Drive Cary  
-in MacGregor Village

**The London Bridge Pub** 919-838-6633  
110 East Hargett Street Raleigh  
-near the corner of Hargett and Wilmington

**Mackey's Pub** 919-435-6018  
2101 South Main Street Wake Forest  
-right next to Asuka Asian Bistro

**Mac's Tavern** 919-467-4114  
1014 Ryan Road Cary  
-in Village Market Shopping Center

**The Neighborhood Sports Bar** 919-377-2344  
301 North Harrison Avenue Cary  
-in space that was Train Station / Playtime Billiards

**Overtime Sports Pub** 919-255-9556  
1030-149 N. Rogers Lane Raleigh  
-corner of Rogers Ln/US-64, in Food Lion strip mall

**Pantana's Pool Hall** 919-833-2990  
3112 Hillsborough Road near NCSU  
-between Daisy and Shepherd streets

**The Pickled Onion #2** 919-977-0031  
8511 Cantilever Way north Raleigh  
-off Glenwood, in plaza behind CarMax

**The Pickled Pub** 984-235-4482  
14460 Falls of Neuse Road north Raleigh  
-in Wakefield Commons shopping center

**Sharky's Place** 919-783-5448  
5800 Duraleigh Road NW Raleigh  
-in the Yuppie Center near US 70 intersection

**Snooker's-RW** 919-828-7665  
3520 Wade Avenue NW Raleigh  
-in Ridgewood Shopping Center

**The Upper Deck** 919-460-1786  
329 N. Harrison Avenue Cary  
-near intersection. of N. Harrison & Highway 54

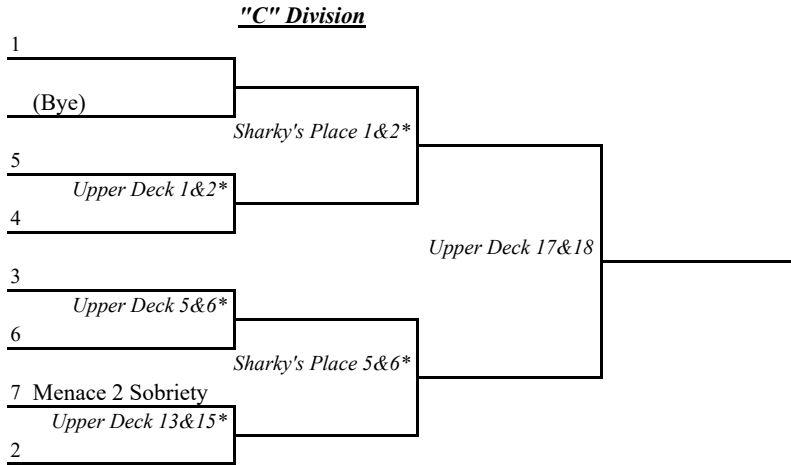
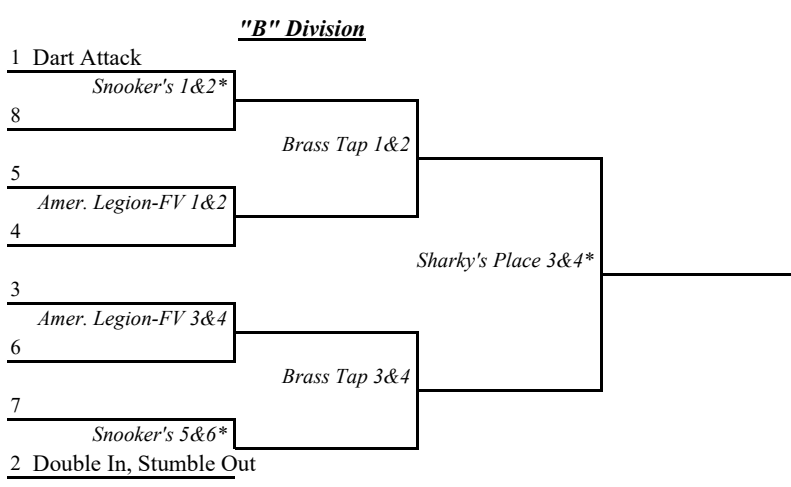
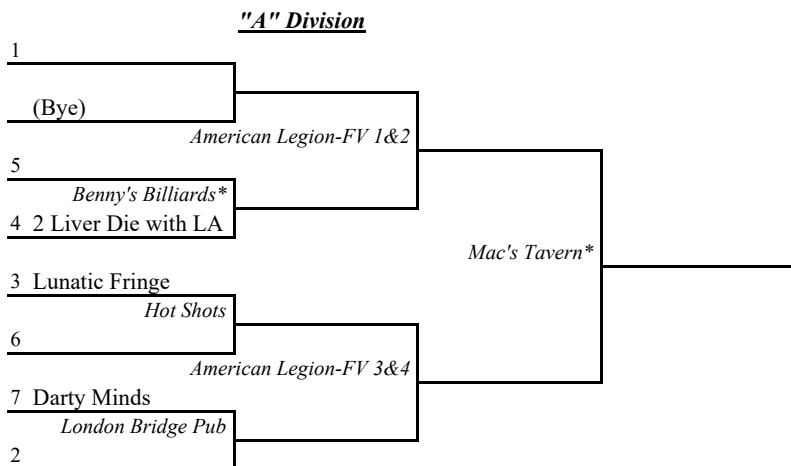
Printed below are the tournament brackets (with match locations) which we will be using this season. Teams that are already using a finishing position have already been placed in the bracket. Others will be filled in during the final week. Please notify your team of possible match locations for your team's matches in the tournament. Host establishment phone numbers and addresses are on page 6. **REMEMBER: Tournament matches start at 7:00 p.m.**

In addition to being included in the tournament issue of the newsletter, a full bracket page will be sent to the email list before the first round matches.

[Note: Whenever an asterisk is included, that means a third board may be available and the captains may agree to use it in order to shorten the match time.]

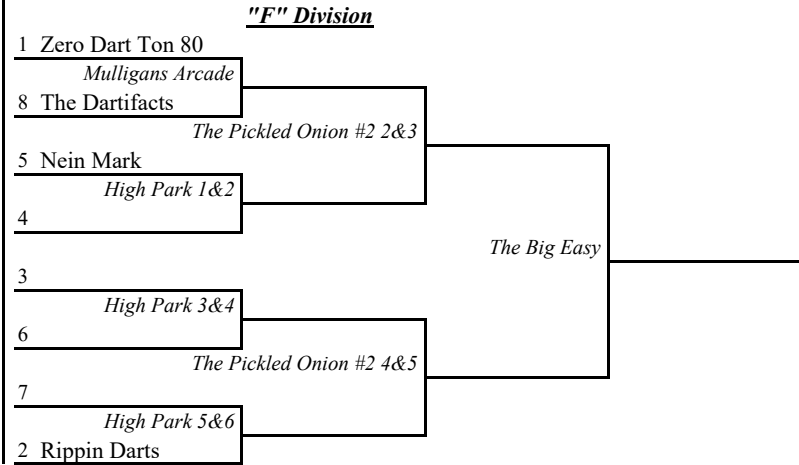
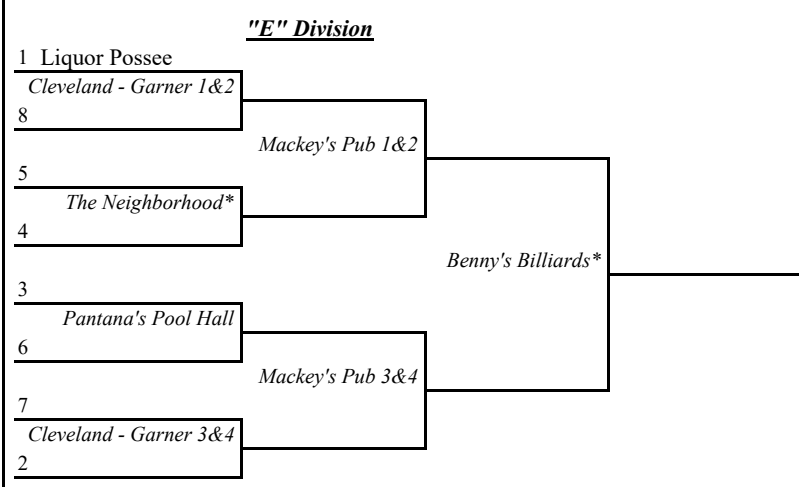
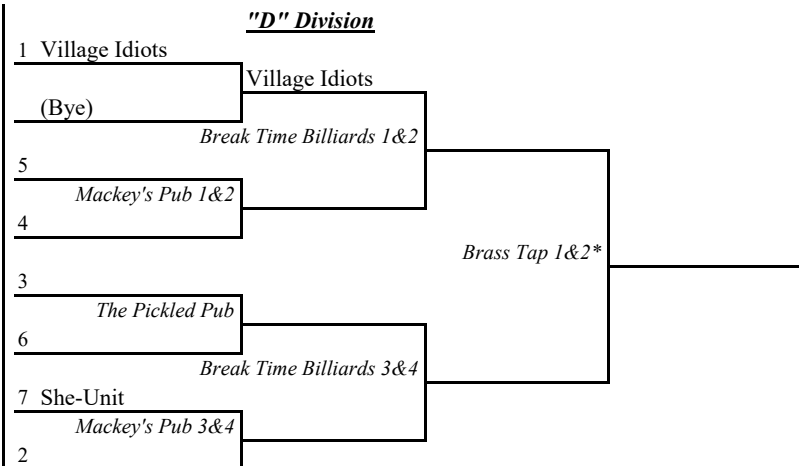
## **SPRING 2024 RDL DIVISIONAL TOURNAMENT SCHEDULE**

<i>Quarterfinals (5/1)</i>	<i>Semifinals (5/8)</i>	<i>Finals (5/15)</i>	<b>WINNER</b>
----------------------------	-------------------------	----------------------	---------------

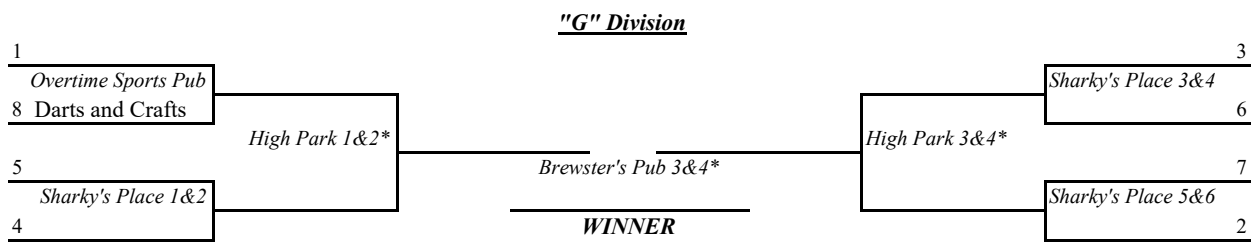


<i>Quarterfinals (5/1)</i>	<i>Semifinals (5/8)</i>	<i>Finals (5/15)</i>	
----------------------------	-------------------------	----------------------	--

<i>Quarterfinals (5/1)</i>	<i>Semifinals (5/8)</i>	<i>Finals (5/15)</i>	<b>WINNER</b>
----------------------------	-------------------------	----------------------	---------------



<i>Finals (5/15)</i>	<i>Semifinals (5/8)</i>	<i>Quarterfinals (5/1)</i>
----------------------	-------------------------	----------------------------



## Spring 2024 RDL Top Singles Records (by division) (through week 13)

[Only players still mathematically eligible for singles win %age awards are listed (even if it's the absolutely slimmest of chances.)  
 (Missing statistics: week 14, unreported match of E5 @ E1) (Game minimums required for these listings: 4 fewer than the season-long minimums listed for this award on page 4 for teams playing this week; and exactly the page 4 minimums for teams with a bye this week)]

<b>"A" Division</b>		<u>W</u>	<u>L</u>	<u>%-age</u>	
1	Phillips, Robbie	A2/ Element XL	18	0	1.000
2	Phillips, Stevie	A2/ Element XL	21	1	0.955
3	Jones, Jimmie	A1/ The Bullies	19	1	0.950
4	Gibson, Pat	A1/ The Bullies	20	2	0.909
5	Gauthier, Kyle	A4/ 2 Liver Die with LA	18	2	0.900
6	Massengill, Chad	A2/ Element XL	19	3	0.864
7	Tan, Wil	A2/ Element XL	17	3	0.850
8	Mitchell, Sid	A3/ Lunatic Fringe	18	4	0.818

<b>"B" Division</b>		<u>W</u>	<u>L</u>	<u>%-age</u>	
1	Jones, Mike	B4/ Dart Attack	23	3	0.885
2	Bennett, Will	B5/ Trips Are For Kids	21	4	0.840
3	Rodgers, Trey	B6/ Double In, Stumble Out	15	3	0.833
4	Gibbs, Keith	B2/ Inconsistently Consistent	19	4	0.826
5	Byrne, Matt	B2/ Inconsistently Consistent	20	5	0.800
6	Lea, Zeek	B4/ Dart Attack	19	5	0.792
	Porcelli, Robb	B8/ Nine Lives	19	5	0.792

<b>"C" Division</b>		<u>W</u>	<u>L</u>	<u>%-age</u>	
1	Olson, Kevin	C3/ Off Constantly-Reboot	13	1	0.929
2	Bunn, Tim	C4/ Hump Day!	18	2	0.900
3	Bell, Austin	C2/ Darty Sanchez	12	2	0.857
4	LaFosse, Guy	C4/ Hump Day!	10	3	0.769
5	Trefzger, Eric	C2/ Darty Sanchez	16	5	0.762
6	Tant, J.J.	C1/ The Outlaws	16	6	0.727
7	Robinson, Mike	C2/ Darty Sanchez	11	5	0.688

<b>Women's Records</b>		<u>W</u>	<u>L</u>	<u>%-age</u>	
(# of women by division: A-1, B-3, C-2, D-10, E-12, F-8, G-14)					
B	Wilson, Samantha	B1/ Put It on Matt's Tab	14	10	0.583
C	Blackwelder, Allyson	C3/ Off Constantly-Reboot	7	10	0.412
E	[Statistics withheld due to unreported wk13 match. See right column.]				
	Assante, Tracy	G6/ Dart Vader's	12	8	0.600
G	Clark, Renee	G6/ Dart Vader's	10	12	0.455
	Freeman, Bethann	G7/ 21 Dart Salute	8	11	0.421

[No women in A, D or F divisions can satisfy both the minimum number of games requirement and the RDL rule requiring a win percentage of 0.500 or higher to claim a singles award.]

<b>"D" Division</b>		<u>W</u>	<u>L</u>	<u>%-age</u>	
1	Jones, Dustin	D1/ Reload	20	2	0.909
2	Powell, Zach	D5/ Red-eye Rangers	14	2	0.875
3	Vivod, Josh	D6/ Village Idiots	17	5	0.773
4	Beaird, Tommy	D2/ DD-214	13	4	0.765
5	Ondek, Matt	D1/ Reload	9	3	0.750
6	Raper, Jeromie	D5/ Red-eye Rangers	14	5	0.737
7	Oullette, Brian	D2/ DD-214	11	4	0.733

**"E" Division** W L %-age  
 1 [These statistics withheld, as one week 13 scoresheet (the matchup of E5/ Dart Side of the Moon @ E1/ Duck Around & Find Out) was not returned in time to be included in this issue of the newsletter. It's not fair for some to know how others stand up through last week and not vice versa, so these numbers were kept out to keep the playing field level...]

<b>"F" Division</b>		<u>W</u>	<u>L</u>	<u>%-age</u>	
1	Gylfason, Thorbjorn	F4/ Rippin Darts	23	3	0.885
	Howes, Guy	F2/ Zero Dart Ton 80	23	3	0.885
3	Updyke, Gerald	F6/ Nein Mark	21	3	0.875
4	Keim, Roger	F3/ Sofa Kings	18	3	0.857
5	Clark, Chad	F2/ Zero Dart Ton 80	21	5	0.808
	Turner, Kevin	F2/ Zero Dart Ton 80	21	5	0.808

<b>"G" Division</b>		<u>W</u>	<u>L</u>	<u>%-age</u>	
1	Ehrmann, Rob	G3/ Killer Dee's	21	3	0.875
2	McMillan, Evan	G5/ Bottoms Up	20	3	0.870
3	Swepson, Jerrell	G2/ The Neighborhood Dart	19	3	0.864
4	Lamb, Mike	G6/ Dart Vader's	22	4	0.846
5	Raquet, Mike	G1/ That's What She Said	20	4	0.833
6	Kline, John	G8/ Darts and Crafts	16	4	0.800
7	Crabtree, Reagan	G5/ Bottoms Up	14	4	0.778
	Kelly, Mike	G3/ Killer Dee's	14	4	0.778
9	Bailey, Matthew	G7/ 21 Dart Salute	17	5	0.773
10	Hawks, Michael	G5/ Bottoms Up	17	6	0.739
11	Tschetter, Aaron	G5/ Bottoms Up	17	7	0.708
12	Jones, Mike	G4/ We're Sexy & We Throw	14	6	0.700

## Spring 2024 RDL Top Singles+Doubles Records (by division) (through week 13)

[This category is not one for which RDL gives awards, but it's still one that people are happy to lead. So, I've used this space for an update.]  
 (Missing statistics: week 14, unreported match of E5 @ E1) (Game minimums required for these listings: 8 fewer than the season-long minimums listed for this award on page 4 for teams playing this week; and exactly the page 4 minimums for teams with a bye this week)]

		<u>W</u>	<u>L</u>	<u>%-age</u>	
	Tan, Wil	A2/ Element XL	33	5	0.868
	Gibson, Pat	A1/ The Bullies	38	6	0.864
A	Phillips, Stevie	A2/ Element XL	38	6	0.864
	Massengill, Chad	A2/ Element XL	36	7	0.837
	Phillips, Robbie	A2/ Element XL	30	6	0.833
	Bennett, Will	B5/ Trips Are For Kids	42	9	0.824
	Lea, Zeek	B4/ Dart Attack	36	9	0.800
B	Jones, Mike	B4/ Dart Attack	39	10	0.796
	Rodgers, Trey	B6/ Double In, Stumble Out	28	8	0.778
	Suan, John	B4/ Dart Attack	26	9	0.743
	Bunn, Tim	C4/ Hump Day!	31	8	0.795
	Olson, Kevin	C3/ Off Constantly-Reboot	22	6	0.786
C	Robinson, Mike	C2/ Darty Sanchez	23	9	0.719
	Tant, J.J.	C1/ The Outlaws	30	13	0.698
	Bell, Austin	C2/ Darty Sanchez	19	9	0.679
	Powell, Zach	D5/ Red-eye Rangers	25	7	0.781
	Beaird, Tommy	D2/ DD-214	28	9	0.757
D	Jones, Dustin	D1/ Reload	33	11	0.750
	Vivod, Josh	D6/ Village Idiots	30	14	0.682
	Hartley, Bryan	D6/ Village Idiots	25	13	0.658

		<u>W</u>	<u>L</u>	<u>%-age</u>	
[These statistics withheld, as one week 13 scoresheet (the matchup of E5/ Dart Side of the Moon @ E1/ Duck Around & Find Out) was not returned in time to be included in this issue of the newsletter. It's not fair for some to know how others stand up through last week and not vice versa, so these numbers were kept out to keep the playing field level...]					
	Howes, Guy	F2/ Zero Dart Ton 80	42	5	0.894
	Clark, Chad	F2/ Zero Dart Ton 80	41	6	0.872
F	Seldon, Curtis	F2/ Zero Dart Ton 80	24	7	0.774
	Turner, Kevin	F2/ Zero Dart Ton 80	35	11	0.761
	Keim, Roger	F3/ Sofa Kings	31	10	0.756
	Ehrmann, Rob	G3/ Killer Dee's	40	8	0.833
	Kelly, Mike	G3/ Killer Dee's	28	6	0.824
G	Raquet, Mike	G1/ That's What She Said	39	9	0.813
	McMillan, Evan	G5/ Bottoms Up	36	12	0.750
	Lamb, Mike	G6/ Dart Vader's	38	13	0.745
Top Women	[These statistics withheld, as one week 13 scoresheet (the matchup of E5/ Dart Side of the Moon @ E1/ Duck Around & Find Out) was not returned in time to be included in this issue of the newsletter. See notes above...]				



# Spring 2024 RDL Top All-Star Point Averages (by division) (through week 13)

[The top fifteen from each division are listed, but it is certainly mathematically possible that someone else could win with a huge all-star day.]

(Missing statistics: week 14, unreported match of E5 @ E1) (Game minimums required for these listings: 8 fewer than the season-long minimums listed for this award on page 4 for teams playing this week; and exactly the page 4 minimums for teams with a bye this week)

		<u>"A" Division</u>	<u>ASP</u>	<u>TGP</u>	<u>Ave.</u>
1	Phillips, Robbie	A2/ Element XL	79.0	36	2.194
2	Phillips, Stevie	A2/ Element XL	91.0	44	2.068
3	Gibson, Pat	A1/ The Bullies	78.5	44	1.784
4	Massengill, Chad	A2/ Element XL	72.0	43	1.674
5	Gauthier, Kyle	A4/ 2 Liver Die with LA	65.0	40	1.625
6	Jones, Jimmie	A1/ The Bullies	64.5	40	1.613
7	Tan, Wil	A2/ Element XL	53.0	38	1.395
8	Mitchell, Sid	A3/ Lunatic Fringe	57.0	44	1.295
9	Horton, Tony	A6/ Darty Minds	41.0	36	1.139
10	Reitano, Sal	A6/ Darty Minds	46.5	44	1.057
11	Brown, Matt	A1/ The Bullies	43.5	43	1.012
12	Eason, Joel	A3/ Lunatic Fringe	38.0	38	1.000
13	Powell, Lee	A7/ Show Me Your Tips	26.5	27	0.981
14	Bruemmer, Wes	A7/ Show Me Your Tips	28.0	29	0.966
	Smith, Allen	A2/ Element XL	28.0	29	0.966

		<u>"B" Division</u>	<u>ASP</u>	<u>TGP</u>	<u>Ave.</u>
1	Grubb, Ed	B2/ Inconsistently Consistent	47.0	38	1.237
2	Bennett, Will	B5/ Trips Are For Kids	55.0	51	1.078
3	Lea, Zeek	B4/ Dart Attack	45.5	45	1.011
4	Jones, Mike	B4/ Dart Attack	49.5	49	1.010
5	Byrne, Matt	B2/ Inconsistently Consistent	51.0	51	1.000
	Rodgers, Trey	B6/ Double In, Stumble Out	36.0	36	1.000
7	Bowman, Merrill	B4/ Dart Attack	39.5	42	0.940
8	Butters, Kent	B6/ Double In, Stumble Out	46.5	50	0.930
9	Palmer, Matt	B2/ Inconsistently Consistent	39.0	43	0.907
10	O'Toole, Mike	B3/ Raging Bulls Eyes	32.5	37	0.878
11	Eastmead, Phillip	B6/ Double In, Stumble Out	35.0	45	0.778
12	Chalmers, Alan	B4/ Dart Attack	26.5	36	0.736
13	Trefzger, Ken	B7/ One Armed Bandits	34.0	48	0.708
14	Ginger, Chuck	B3/ Raging Bulls Eyes	29.5	42	0.702
15	Ridgway, Matt	B5/ Trips Are For Kids	31.5	45	0.700

		<u>"C" Division</u>	<u>ASP</u>	<u>TGP</u>	<u>Ave.</u>
1	Bunn, Tim	C4/ Hump Day!	46.0	39	1.179
2	Olson, Kevin	C3/ Off Constantly-Reboot	32.5	28	1.161
3	Tant, J.J.	C1/ The Outlaws	46.5	43	1.081
4	Robinson, Mike	C2/ Darty Sanchez	30.5	32	0.953
5	Baldwin, Randy	C4/ Hump Day!	23.5	28	0.839
6	McEwen, William	C4/ Hump Day!	20.0	27	0.741
7	Smith, Brian	C1/ The Outlaws	27.0	38	0.711
8	Scott, Lee	C1/ The Outlaws	27.0	42	0.643
9	Sautter, Scott	C7/ Shooter McGavin	25.0	40	0.625
10	Krestalude, Andy	C4/ Hump Day!	20.5	34	0.603
11	Knott, Ryan	C7/ Shooter McGavin	21.5	36	0.597
12	Toolan, Chris	C7/ Shooter McGavin	23.0	39	0.590
13	Bell, Austin	C2/ Darty Sanchez	16.0	28	0.571
14	Lueneburg, Randy	C3/ Off Constantly-Reboot	16.5	29	0.569
15	Winters, Tom	C6/ Rif Raf	21.5	38	0.566

		<u>"D" Division</u>	<u>ASP</u>	<u>TGP</u>	<u>Ave.</u>
1	Beard, Tommy	D2/ DD-214	36.5	37	0.986
2	Oullette, Brian	D2/ DD-214	28.0	29	0.966
3	Jones, Dustin	D1/ Reload	36.5	44	0.830
4	Schaefer, John	D3/ Sharky's Machine	24.5	31	0.790
5	Powell, Zach	D5/ Red-eye Rangers	25.0	32	0.781
6	Hartley, Bryan	D6/ Village Idiots	28.0	38	0.737
7	Blake, Rick	D4/ Ton 80 Proof	26.0	36	0.722
8	Barnes, Will	D5/ Red-eye Rangers	26.0	37	0.703
9	Rowe, Dan	D6/ Village Idiots	23.5	34	0.691
10	Haywood, Eric	D6/ Village Idiots	24.5	37	0.662
11	Long, Robert	D1/ Reload	16.0	27	0.593
12	Schaefer, Michael	D3/ Sharky's Machine	16.0	30	0.533
13	Vivod, Josh	D6/ Village Idiots	23.0	44	0.523
14	Robertson, Chris	D4/ Ton 80 Proof	16.5	32	0.516
15	Arnold, Jimmy	D1/ Reload	21.0	41	0.512

**"E" Division**      ASP TGP Ave.

1 [These statistics withheld, as one week 13 scoresheet (the matchup of E5/ Dart Side of the Moon @ E1/ Duck Around & Find Out) was not returned in time to be included in this issue of the newsletter. It's not fair for some to know how others stand up through last week and not vice versa, so these numbers were kept out to keep the playing field level...]

		<u>"F" Division</u>	<u>ASP</u>	<u>TGP</u>	<u>Ave.</u>
1	Clark, Chad	F2/ Zero Dart Ton 80	41.5	47	0.883
	Howes, Guy	F2/ Zero Dart Ton 80	41.5	47	0.883
3	Healy, Simon	F5/ Shark Shooters	19.0	30	0.633
4	Wood, Connor	F4/ Rippin Darts	30.5	52	0.587
5	Keim, Roger	F3/ Sofa Kings	23.5	41	0.573
6	DeMattos, Rick	F2/ Zero Dart Ton 80	18.5	34	0.544
7	Raymond, Erik	F4/ Rippin Darts	22.5	46	0.489
8	Seldon, Curtis	F2/ Zero Dart Ton 80	15.0	31	0.484
9	Alcon, Tony	F3/ Sofa Kings	26.0	54	0.481
10	Gylfason, Thorbjorn	F4/ Rippin Darts	25.0	52	0.481
11	Strickland, Jon	F5/ Shark Shooters	16.0	34	0.471
12	Helton, Dakota	F4/ Rippin Darts	23.5	52	0.452
13	Zelinack, Jason	F7/ Triple Shot	14.0	31	0.452
14	Pickel, Cameron	F4/ Rippin Darts	15.0	34	0.441
15	Stacy, Rod	F5/ Shark Shooters	16.5	38	0.434

		<u>"G" Division</u>	<u>ASP</u>	<u>TGP</u>	<u>Ave.</u>
1	Swepson, Jerrell	G2/ The Neighborhood Dart	47.0	43	1.093
2	Evans, David	G5/ Bottoms Up	24.5	32	0.766
3	Lamb, Mike	G6/ Dart Vader's	39.0	51	0.765
4	Ehrmann, Rob	G3/ Killer Dee's	35.5	48	0.740
5	Kelly, Mike	G3/ Killer Dee's	23.5	34	0.691
6	Kline, John	G8/ Darts and Crafts	30.0	45	0.667
7	McMillan, Evan	G5/ Bottoms Up	31.5	48	0.656
8	Crabtree, Reagan	G5/ Bottoms Up	18.5	36	0.514
9	Jones, Mike	G4/ We're Sexy & We Throw	21.0	41	0.512
10	Lefebvre, C.J.	G2/ The Neighborhood Dart	21.5	42	0.512
11	Markham, Jared	G2/ The Neighborhood Dart	18.0	37	0.486
12	Bailey, Matthew	G7/ 21 Dart Salute	20.5	43	0.477
13	Amos, Terron	G2/ The Neighborhood Dart	22.0	49	0.449
14	Raquet, Mike	G1/ That's What She Said	21.0	48	0.438
15	Fishbeck, Brent	G3/ Killer Dee's	13.5	31	0.435

		<u>Women's Records</u>	<u>ASP</u>	<u>TGP</u>	<u>Ave.</u>
		(# by div.: A-1, B-3, C-2, D-10, E-12, F-8, G-14)			
A	-	-	-	-	-
B	Wilson, Samantha	B1/ Put It on Matt's Tab	13.0	46	0.283
C	Kubel, Nicole	C3/ Off Constantly-Reboot	6.0	23	0.261
D	Phillips, Leslie	D7/ She-Unit	15.5	42	0.369
	Taylor, Tisha	D7/ She-Unit	8.5	33	0.258
	Velazquez, Keri	D7/ She-Unit	6.5	32	0.203
[These statistics withheld, as one week 13 scoresheet (the matchup of E5/ Dart Side of the Moon @ E1/ Duck Around & Find Out) was not returned in time to be included in this issue of the newsletter.]					
E	Ferraro, Kimberly	F6/ Nein Mark	12.0	49	0.245
	Newton, Tamara	F7/ Triple Shot	7.5	41	0.183
F	Freeman, Bethann	G7/ 21 Dart Salute	8.0	42	0.190
G	Assante, Tracy	G6/ Dart Vader's	8.5	47	0.181
	(two tied)		7.5	43	0.174

	Singles		Singles		Singles		Singles Win		Doubles		Doubles		Doubles Win		Sngls + Dbls		Sngls + Dbls		Tiebreaker Ws		Tiebreaker Ls		All-Star		Games Played		All-Star Point		Matches
	301		Cricket		Record		%-age		Cricket		501		%-age		Record		Win %-age					Points		Played		Average		Played	
A1/ The Bullies	44	22	51	15	95	37	0.720	23	10	22	11	45	21	0.682	185	79	0.701	0	0	0	0	330.5	264	1.252					
A 10 Johnson, Michael	4	4	8	2	12	6	0.667	7	3	5	5	12	8	0.600	24	14	0.632	0	0	0	0	33.0	38	0.868	11				
A 11 Brown, Matt	4	7	8	3	12	10	0.545	8	3	7	3	15	6	0.714	27	16	0.628	0	0	0	0	43.5	43	1.012	11				
A 12 Cusher, Dean	2	4	2	3	4	7	0.364	3	1	5	1	8	2	0.800	12	9	0.571	0	0	0	0	19.0	21	0.905	8				
A 13 Denton, Mike	0	4	3	0	3	4	0.429	2	2	4	1	6	3	0.667	9	7	0.563	0	0	0	0	9.0	16	0.563	5				
A 14 Elder, Craig	5	1	4	2	9	3	0.750	5	1	1	3	6	4	0.600	15	7	0.682	0	0	0	0	29.5	22	1.341	6				
A 15 Foushee, Kevin	6	1	4	3	10	4	0.714	4	3	4	3	8	6	0.571	18	10	0.643	0	0	0	0	27.0	28	0.964	7				
A 16 Gibson, Pat	10	1	10	1	20	2	0.909	8	3	10	1	18	4	0.818	38	6	0.864	0	0	0	0	78.5	44	1.784	11				
A 17 Jones, Jimmie	10	0	9	1	19	1	0.950	7	3	6	4	13	7	0.650	32	8	0.800	0	0	0	0	64.5	40	1.613	10				
A 18 Naylor, Dan	3	0	3	0	6	0	1.000	2	1	2	1	4	2	0.667	10	2	0.833	0	0	0	0	26.5	12	2.208	3				
A2/ Element XL	50	16	56	10	106	26	0.803	28	5	23	10	51	15	0.773	208	56	0.788	0	0	0	0	376.5	264	1.426					
A 20 Kilts, Jason	0	0	0	0	0	0	---	0	0	4	0	4	0	1.000	4	0	1.000	0	0	0	0	1.0	4	0.250	4				
A 21 Brown, Tom	2	1	2	1	4	2	0.667	3	0	1	0	4	0	1.000	8	2	0.800	0	0	0	0	3.5	10	0.350	4				
A 22 Jacobi, Paul	1	3	0	1	1	4	0.200	0	1	5	1	5	2	0.714	6	6	0.500	0	0	0	0	3.0	12	0.250	6				
A 23 Massengill, Chad	9	2	10	1	19	3	0.864	9	2	8	2	17	4	0.810	36	7	0.837	0	0	0	0	72.0	43	1.674	11				
A 24 Minty, Ross	2	2	2	3	4	5	0.444	4	1	2	0	6	1	0.857	10	6	0.625	0	0	0	0	17.5	16	1.094	5				
A 25 Persson, Kenny	7	2	6	2	13	4	0.765	8	0	3	4	11	4	0.733	24	8	0.750	0	0	0	0	28.5	32	0.891	10				
A 26 Phillips, Robbie	9	0	9	0	18	0	1.000	6	3	6	3	12	6	0.667	30	6	0.833	0	0	0	0	79.0	36	2.194	9				
A 27 Phillips, Stevie	10	1	11	0	21	1	0.955	10	1	7	4	17	5	0.773	38	6	0.864	0	0	0	0	91.0	44	2.068	11				
A 28 Smith, Allen	3	3	6	1	9	4	0.692	6	2	4	4	10	6	0.625	19	10	0.655	0	0	0	0	28.0	29	0.966	9				
A 29 Tan, Wil	7	2	10	1	17	3	0.850	10	0	6	2	16	2	0.889	33	5	0.868	0	0	0	0	53.0	38	1.395	11				
A3/ Lunatic Fringe	30	36	37	29	67	65	0.508	18	15	21	12	39	27	0.591	145	119	0.549	0	0	0	0	254.5	264	0.964					
A 30 Eason, Joel	5	4	5	4	10	8	0.556	6	4	6	4	12	8	0.600	22	16	0.579	0	0	0	0	38.0	38	1.000	11				
A 31 Mozzetti, Tim "Tex"	5	4	6	3	11	7	0.611	6	3	5	4	11	7	0.611	22	14	0.611	0	0	0	0	34.5	36	0.958	9				
A 32 Mitchell, Sid	8	3	10	1	18	4	0.818	8	3	6	5	14	8	0.636	32	12	0.727	0	0	0	0	57.0	44	1.295	11				
A 33 Finney, Dave	0	2	2	0	2	2	0.500	0	1	0	1	0	2	0.000	2	4	0.333	0	0	0	0	8.5	6	1.417	3				
A 34 Gelberg, Dave	5	4	3	5	8	9	0.471	3	4	5	2	8	6	0.571	16	15	0.516	0	0	0	0	25.0	31	0.806	9				
A 35 Lindsey, Roy Lee	2	2	1	4	3	6	0.333	2	3	4	1	6	4	0.600	9	10	0.474	0	0	0	0	23.5	19	1.237	6				
A 36 Badger, Steve	1	7	1	3	2	10	0.167	2	6	3	3	5	9	0.357	7	19	0.269	0	0	0	0	17.0	26	0.654	9				
A 37 Klann, Eric	2	7	4	5	6	12	0.333	5	2	8	2	13	4	0.765	19	16	0.543	0	0	0	0	29.5	35	0.843	10				
A 38 Bakowski, Adam	2	3	5	4	7	7	0.500	4	4	5	2	9	6	0.600	16	13	0.552	0	0	0	0	21.5	29	0.741	9				
A4/ 2 Liver Die with LA	27	39	31	35	58	74	0.439	14	19	17	16	31	35	0.470	120	144	0.455	0	0	0	0	223.0	264	0.845					
A 40 Parker, Charles	0	3	0	0	0	3	0.000	0	0	2	3	2	3	0.400	2	6	0.250	0	0	0	0	1.0	8	0.125	7				
A 41 Keller, Tony	3	3	1	5	4	8	0.333	2	5	4	5	6	10	0.375	10	18	0.357	0	0	0	0	12.5	28	0.446	10				
A 42 Jones, Grey	3	7	4	6	7	13	0.350	4	6	5	4	9	10	0.474	16	23	0.410	0	0	0	0	35.0	39	0.897	10				
A 43 Gauthier, Kyle	8	2	10	0	18	2	0.900	5	5	7	3	12	8	0.600	30	10	0.750	0	0	0	0	65.0	40	1.625	10				
A 44 Seward, Mike	0	3	2	1	2	4	0.333	3	0	2	1	5	1	0.833	7	5	0.583	0	0	0	0	13.0	12	1.083	3				
A 45 Fischlein, Kris	4	4	3	5	7	9	0.438	2	6	0	2	2	8	0.200	9	17	0.346	0	0	0	0	19.5	26	0.750	9				
A 46 Lange, Cody	6	4	5	5	11	9	0.550	5	5	5	4	10	9	0.526	21	18	0.538	0	0	0	0	37.5	39	0.962	10				
A 47 Vaughan, Aaron	0	3	1	3	1	6	0.143	2	2	3	0	5	2	0.714	6	8	0.429	0	0	0	0	16.5	14	1.179	4				
A 48 Dillon, Matt	1	6	4	6	5	12	0.294	3	5	4	6	7	11	0.389	12	23	0.343	0	0	0	0	14.5	35	0.414	11				
A 49 Lloyd, Billy	2	4	1	4	3	8	0.273	2	4	2	4	4	8	0.333	7	16	0.304	0	0	0	0	8.5	23	0.370	8				
A5/ Why So Serious?	29	37	19	47	48	84	0.364	10	23	9	24	19	47	0.288	86	178	0.326	0	0	0	0	180.5	264	0.684					
A 50 Cannizzaro, Anthony	1	7	4	6	5	13	0.278	2	8	2	8	4	16	0.200	9	29	0.237	0	0	0	0	33.5	38	0.882	10				
A 51 Cole, Mike	6	5	6	5	12	10	0.545	4	7	5	6	9	13	0.409	21	23	0.477	0	0	0	0	39.5	44	0.898	11				
A 52 Bracco, Michael	9	3	3	10	12	13	0.480	3	7	2	7	5	14	0.263	17	27	0.386	0	0	0	0	25.0	44	0.568	11				
A 53 Rice, Teddy	1	8	1	7	2	15	0.118	2	8	2	8	4	16	0.200	6	31	0.162	0	0	0	0	10.0	37	0.270	8				
A 54 Rice, Derek	1	1	0	2	1	3	0.250	0	3	0	2	0	5	0.000	1	8	0.111	0	0	0	0	6.0	9	0.667	3				
A 55 Havens, Lincoln	2	7	1	6	3	13	0.188	0	6	1	8	1	14	0.067	4	27	0.129	0	0	0	0	15.0	31	0.484	9				
A 56 Cannizzaro, Tyler	2	0	0	3	2	3	0.400	0	3	1	2	1	5	0.167	3	8	0.273	0	0	0	0	6.5	11	0.591	3				
A 57 White, Vic	3	2	3	2	6	4	0.600	3	2	1	3	4	5	0.444	10	9	0.526	0	0	0	0	9.0	19	0.474	5				
A 58 Gaglione, Joe	1	3	1	2	2	5	0.286	4	0	1	3	5	3	0.625	7	8	0.467	0	0	0	0	13.5	15	0.900	4				
A 59 Page, Scott	3	1	0	4	3	5	0.375	2	2	3	1	5	3	0.625	8	8	0.500	0	0	0	0	22.5	16	1.406	4				
A6/ Darty Minds	32	40	20	52	52	92	0.361	10	26	6	30	16	56	0.222	84	204	0.292	0	0	0	0	193.0	288	0.670					
A 60 Jobe, Crawford "C.J."	0	1	7	4	7	5	0.583	2	8	0	8	2	16	0.111	9	21	0.300	0	0	0	0	18.0	30	0.600	11				
A 61 Foushee, Eugene	2	6	0	6	2	12	0.143	2	5	0	6	2	11	0.154	4	23	0.148	0	0	0	0	4.5	27	0.167	10				
A 62 Martin, Pat	1	3	2	9	3	12	0.200	2	5	0	6	2	11	0.154	5	23	0.179	0	0	0	0	12.5	28	0.446	11				
A 63 Reitano, Sal	7	4	4	7	11	11	0.500	6	5	3	8	9	13	0.409	20	24	0.455	0	0	0	0	46.5	44	1.057	11				
A 64 Horton, Tony	7	2	3	6	10	8	0.556	0	9	3	6	3	15	0.167	13	23	0.361	0	0	0	0	41.0	36	1.139	9				
A 65 Evans, Mike	4	8	0	1	4	9	0.308	0	2	0	8	0	10	0.000	4	19	0.174	0	0	0	0	2.5	23	0.109	12				
A 66 Massengill, Randy	7	4	1	10	8	14	0.364	3	8	3	8	6	16	0.273	14	30	0.318	0	0	0	0	30.5	44	0.693	11				
A 67 Venable, Mike	0	8	1	4	1	12	0.077	1	6	2	4	3	10	0.231	4	22	0.154	0	0	0	0	13.5	26	0.519	10				
A 68 Stewart, Pete	4	4	2	5	6	9	0.400	4	4	1	6	5	10	0.333	11	19	0.367	0	0	0	0	24.0	30	0.800	8				
A7/ Show Me Your Tips	22	44	20	46	42	90	0.318	14	19																				

	Singles	301	Singles	Cricket	Singles	Record	Singles Win %	Doubles	Cricket	Doubles	501	Doubles	Record	Doubles Win %	Sngls + Dbls	Record	Sngls + Dbls Win %	Tiebreaker Ws	Tiebreaker Ls	All-Star Points	Games Played	All-Star Point Average	Matches Played
<b>B1/ Put It on Matt's Tab</b>	42	36	30	48	72	84	0.462	17	22	16	23	33	45	0.423	138	174	0.442	0	7	147.0	312	0.471	
B 10 Borgna, Andrew	12	2	6	7	18	9	0.667	7	5	7	5	14	10	0.583	32	19	0.627	0	1	31.5	51	0.618	13
B 11 Tompkins, Charles	5	7	3	8	8	15	0.348	5	9	3	10	8	19	0.296	16	34	0.320	0	1	14.0	50	0.280	13
B 12 Wilson, Matt	5	6	4	7	9	13	0.409	5	6	4	6	9	12	0.429	18	25	0.419	0	1	30.0	43	0.698	11
B 13 Kerr, Jim	6	5	3	8	9	13	0.409	4	7	4	7	8	14	0.364	17	27	0.386	0	1	18.5	44	0.420	11
B 14 Wilson, Samantha	8	4	6	6	14	10	0.583	2	8	4	8	6	16	0.273	20	26	0.435	0	1	13.0	46	0.283	12
B 15 Al-Hoory, Ahmed	2	6	6	6	8	12	0.400	7	5	7	5	14	10	0.583	22	22	0.500	0	1	30.5	44	0.693	12
B 16 Tanner, Dave	3	6	2	4	5	10	0.333	4	3	3	4	7	7	0.500	12	17	0.414	0	1	9.5	29	0.328	9
B 17 Pausback, Christian	1	0	0	2	1	2	0.333	0	1	0	1	0	2	0.000	1	4	0.200	0	0	0.0	5	0.000	1
<b>B2/ Inconsistently Consistent</b>	45	33	42	36	87	69	0.558	21	18	19	20	40	38	0.513	167	145	0.535	13	13	236.0	312	0.756	
B 20 Bass, Joe	2	7	2	4	4	11	0.267	2	7	4	4	6	11	0.353	10	22	0.313	1	2	13.5	32	0.422	11
B 21 Grubb, Ed	8	2	6	4	14	6	0.700	3	6	5	4	8	10	0.444	22	16	0.579	2	2	47.0	38	1.237	10
B 22 McNamara, Tim	1	0	2	0	3	0	1.000	2	1	0	0	2	1	0.667	5	1	0.833	1	0	3.5	6	0.583	3
B 23 Schmaus, Darren	4	6	5	7	9	13	0.409	3	5	2	6	5	11	0.313	14	24	0.368	2	2	20.0	38	0.526	11
B 24 Danias, Tony	2	6	1	8	3	14	0.176	5	5	6	5	11	10	0.524	14	24	0.368	1	1	23.0	38	0.605	10
B 25 Gibbs, Keith	10	2	9	2	19	4	0.826	9	3	4	8	13	11	0.542	32	15	0.681	2	2	28.0	47	0.596	12
B 26 Hall, Mike	0	3	1	2	1	5	0.167	2	2	3	1	5	3	0.625	6	8	0.429	1	0	11.0	14	0.786	4
B 27 Palmer, Matt	7	4	7	4	14	8	0.636	7	3	7	4	14	7	0.667	28	15	0.651	1	1	39.0	43	0.907	11
B 28 Byrne, Matt	11	2	9	3	20	5	0.800	9	4	7	6	16	10	0.615	36	15	0.706	2	2	51.0	51	1.000	13
B 29 Bass, Jesse	0	1	0	2	0	3	0.000	0	0	0	2	0	2	0.000	0	5	0.000	0	1	0.0	5	0.000	2
<b>B3/ Raging Bulls Eyes</b>	36	42	41	37	77	79	0.494	16	23	20	19	36	42	0.462	149	163	0.478	0	8	160.5	312	0.514	
B 30 O'Toole, Mike	5	3	7	4	12	7	0.632	6	4	8	0	14	4	0.778	26	11	0.703	0	1	32.5	37	0.878	11
B 31 Ginger, Chuck	7	2	6	6	13	8	0.619	7	4	1	9	8	13	0.381	21	21	0.500	0	1	29.5	42	0.702	12
B 32 Ellis, E.J.	3	10	5	4	8	14	0.364	2	7	4	7	6	14	0.300	14	28	0.333	0	0	7.5	42	0.179	12
B 33 Morgan, Larry	1	4	5	4	6	8	0.429	6	2	2	4	8	6	0.571	14	14	0.500	0	1	14.5	28	0.518	9
B 34 Nuemeister, K.J.	2	2	6	1	8	3	0.727	3	4	3	2	6	6	0.500	14	9	0.609	0	1	13.5	23	0.587	7
B 35 Litzsinger, Mike	6	6	3	4	9	10	0.474	2	7	6	8	8	15	0.348	17	25	0.405	0	1	19.5	42	0.464	13
B 36 McCartney, Joe	5	3	0	8	5	11	0.313	0	6	4	4	4	10	0.286	9	21	0.300	0	1	11.0	30	0.367	10
B 37 Gallagher, Jim	5	3	5	2	10	5	0.667	3	6	5	2	8	8	0.500	18	13	0.581	0	1	13.5	31	0.435	9
B 38 Berg, Mickey	2	9	4	4	6	13	0.316	3	6	7	2	10	8	0.556	16	21	0.432	0	1	19.0	37	0.514	11
<b>B4/ Dart Attack</b>	45	33	56	22	101	55	0.647	28	11	25	14	53	25	0.679	207	105	0.663	7	0	225.5	312	0.723	
B 40 Stoy, Jamie	4	5	4	2	8	7	0.533	7	5	7	4	14	9	0.609	22	16	0.579	1	0	8.5	38	0.224	12
B 41 Stoy, Carson	6	2	6	3	12	5	0.706	7	1	3	3	10	4	0.714	22	9	0.710	1	0	16.5	31	0.532	9
B 42 Jones, Mike	10	3	13	0	23	3	0.885	9	3	7	4	16	7	0.696	39	10	0.796	1	0	49.5	49	1.010	13
B 43 Milligan, Steve	0	2	0	1	0	3	0.000	0	0	1	2	1	2	0.333	1	5	0.167	0	0	1.5	6	0.250	3
B 44 Bowman, Merrill	3	5	8	4	11	9	0.550	8	3	6	5	14	8	0.636	25	17	0.595	1	0	39.5	42	0.940	13
B 45 Chalmers, Alan	3	6	6	4	9	10	0.474	6	3	6	2	12	5	0.706	21	15	0.583	1	0	26.5	36	0.736	11
B 46 Kenney, Mike	4	3	2	4	6	7	0.462	5	4	4	4	9	8	0.529	15	15	0.500	1	0	14.5	30	0.483	10
B 47 Lea, Zeek	8	4	11	1	19	5	0.792	8	2	9	2	17	4	0.810	36	9	0.800	1	0	45.5	45	1.011	12
B 48 Suan, John	7	3	6	3	13	6	0.684	6	1	7	2	13	3	0.813	26	9	0.743	0	0	23.5	35	0.671	10
<b>B5/ Trips Are For Kids</b>	35	43	32	46	67	89	0.429	18	21	22	17	40	38	0.513	147	165	0.471	26	0	179.0	312	0.574	
B 50 Ridgway, Matt	7	3	5	7	12	10	0.545	7	5	7	4	14	9	0.609	26	19	0.578	3	0	31.5	45	0.700	12
B 51 Merkle, Patrick	2	5	4	9	6	14	0.300	6	4	7	3	13	7	0.650	19	21	0.475	3	0	26.5	40	0.663	13
B 52 Watson, Jeff, Jr.	2	4	4	3	6	7	0.462	4	4	3	3	7	7	0.500	13	14	0.481	3	0	25.5	27	0.944	8
B 53 Larson, Ray	4	7	2	8	6	15	0.286	1	3	5	5	6	8	0.429	12	23	0.343	3	0	4.5	35	0.129	13
B 54 Hoyt, David	4	5	3	4	7	9	0.438	2	7	1	3	3	10	0.231	10	19	0.345	3	0	19.0	29	0.655	11
B 55 Blackwelder, Deb	2	5	0	5	2	10	0.167	3	4	5	3	8	7	0.533	10	17	0.370	3	0	6.5	27	0.241	11
B 56 Gardner, Kenn	2	4	1	4	3	8	0.273	2	4	0	2	2	6	0.250	5	14	0.263	0	0	5.5	19	0.289	8
B 57 Allen, Kenny	1	1	1	0	2	1	0.667	0	4	1	3	1	7	0.125	3	8	0.273	2	0	3.0	11	0.273	6
B 58 Jeffcoat, Angela	2	6	0	5	2	11	0.154	0	5	5	5	5	10	0.333	7	21	0.250	3	0	2.0	28	0.071	11
B 59 Bennett, Will	9	3	12	1	21	4	0.840	11	2	10	3	21	5	0.808	42	9	0.824	3	0	55.0	51	1.078	13
<b>B6/ Double In, Stumble Out</b>	38	40	45	33	83	73	0.532	24	15	23	16	47	31	0.603	177	135	0.567	7	17	188.0	312	0.603	
B 60 McQueen, Jamie	2	7	5	5	7	12	0.368	7	4	5	5	12	9	0.571	19	21	0.475	1	2	20.0	40	0.500	13
B 61 Holland, Steve	6	3	5	4	11	7	0.611	6	3	6	0	12	3	0.800	23	10	0.697	0	2	16.5	33	0.500	9
B 62 Beaudoin, Paul	4	3	4	4	8	7	0.533	4	2	3	5	7	7	0.500	15	14	0.517	0	2	12.5	29	0.431	10
B 63 Benson, Brian	3	6	1	8	4	14	0.222	4	5	4	9	8	14	0.364	12	28	0.300	1	2	11.0	40	0.275	13
B 64 Crumpler, Greg	3	7	3	5	6	12	0.333	4	4	5	2	9	6	0.600	15	18	0.455	1	2	9.5	33	0.288	11
B 65 Rodgers, Trey	7	2	8	1	15	3	0.833	6	3	7	2	13	5	0.722	28	8	0.778	1	2	36.0	36	1.000	9
B 66 Butters, Kent	7	6	11	2	18	8	0.692	9	4	8	3	17	7	0.708	35	15	0.700	1	2	46.5	50	0.930	13
B 67 Eastmead, Phillip	6	6	8	4	14	10	0.583	7	5	6	3	13	8	0.619	27	18	0.600	1	2	35.0	45	0.778	12
B 68 Davis, Jimmy	0	0	0	0	0	0	---	0	0	0	0	0	0	---	0	0	---	0	0	0.0	0	---	0
B 69 Rodgers, Corey	0	0	0	0	0	0	---	1	0	2	3	3	3	0.500	3	3	0.500	1	1	1.0	6	0.167	5
<b>B7/ One Armed Bandits</b>	35	43	33	45	68	88	0.436	17	22	14	25	31	47	0.397	130	182	0.417	6	7	139.5	312	0.447	
B 70 Kiser, Lyman	0	2	0	1	0	3	0.000	0	1	0	3	0	4	0.000	0	7	0.000	0	0	0.0	7	0.000	3
B 71 Rudy, Jeff	9	3	6	6	15	9	0.625	7	5	6	6	13	11	0.542	28	20	0.583	1	1	28.5	48	0.594	12
B 72 White, Jim	5	6	6	5	11	11	0.500	7	4	5	6	12	10	0.545	23	21	0.523	0	1	20.5	44	0.466	11
B 73 Hansen, Josh	3	4	4	5	7	9	0.438	2	6	3	4	5	10	0.333	12	19	0.387	0	1	10.5	31	0.339	9
B 74 Murphy, Phil	4	7	3	7	7	14	0.333	5	6	4													

	Singles 301	Singles Cricket	Singles Record	Singles Win %-age	Doubles Cricket	Doubles 501	Doubles Record	Doubles Win %-age	Sngls + Dbls Record	Sngls + Dbls Win %-age	Tiebreaker Ws	Tiebreaker Ls	All-Star Points	Games Played	All-Star Point Average	Matches Played
<b>C1/ The Outlaws</b>	40 26	37 29	77 55	0.583	17 16	18 15	35 31	0.530	147 117	0.557	0 7	156.5	264	0.593		
C 10 Smith, Brian	7 3	6 4	13 7	0.650	7 3	3 5	10 8	0.556	23 15	0.605	0 1	27.0	38	0.711	10	
C 11 Clark, Dan	6 3	7 3	13 6	0.684	4 6	5 4	9 10	0.474	22 16	0.579	0 1	17.5	38	0.461	10	
C 12 Steppe, Mike	5 5	5 6	10 11	0.476	6 5	6 4	12 9	0.571	22 20	0.524	0 1	16.0	42	0.381	11	
C 13 Tant, J.J.	7 4	9 2	16 6	0.727	6 5	8 2	14 7	0.667	30 13	0.698	0 1	46.5	43	1.081	11	
C 14 Talley, Gray	2 1	0 2	2 3	0.400	0 2	5 2	5 4	0.556	7 7	0.500	0 1	3.5	14	0.250	8	
C 15 Murray, Shane	0 0	0 0	0 0	---	0 0	0 0	0 0	---	0 0	---	0 0	0.0	0	---	0	
C 16 Peterson, Chris	6 6	5 7	11 13	0.458	4 8	5 6	9 14	0.391	20 27	0.426	0 1	19.0	47	0.404	11	
C 17 Scott, Lee	7 4	5 5	12 9	0.571	7 3	4 7	11 10	0.524	23 19	0.548	0 1	27.0	42	0.643	10	
<b>C2/ Darty Sanchez</b>	33 27	28 32	61 59	0.508	18 12	13 17	31 29	0.517	123 117	0.513	0 6	106.5	240	0.444		
C 20 Trefzger, Mike	4 5	1 8	5 13	0.278	3 3	3 6	6 9	0.400	11 22	0.333	0 0	9.0	33	0.273	9	
C 21 Trefzger, Eric	9 1	7 4	16 5	0.762	6 4	5 5	11 9	0.550	27 14	0.659	0 1	13.0	41	0.317	10	
C 22 Maierhofer, Sean	2 3	0 4	2 7	0.222	4 1	2 3	6 4	0.600	8 11	0.421	0 0	3.0	19	0.158	6	
C 23 Goodrich, Brett	2 2	2 2	4 4	0.500	0 4	2 2	2 6	0.250	6 10	0.375	0 1	6.0	16	0.375	4	
C 24 Wernet, Brad	1 0	0 2	1 2	0.333	2 0	0 2	2 2	0.500	3 4	0.429	0 0	4.5	7	0.643	2	
C 25 Collier, Chris	0 4	1 5	1 9	0.100	4 3	3 3	7 6	0.538	8 15	0.348	0 1	11.5	23	0.500	7	
C 26 Stroud, Zach	3 2	2 2	5 4	0.556	3 2	0 4	3 6	0.333	8 10	0.444	0 0	6.0	18	0.333	5	
C 27 Robinson, Mike	4 4	7 1	11 5	0.688	7 1	5 3	12 4	0.750	23 9	0.719	0 1	30.5	32	0.953	8	
C 28 Barreiro Pujol, Ollie	3 4	1 4	4 8	0.333	3 3	3 2	6 5	0.545	10 13	0.435	0 1	7.0	23	0.304	6	
C 29 Bell, Austin	5 2	7 0	12 2	0.857	4 3	3 4	7 7	0.500	19 9	0.679	0 1	16.0	28	0.571	7	
<b>C3/ Off Constantly-Reboot</b>	24 36	35 25	59 61	0.492	15 15	13 17	28 32	0.467	115 125	0.479	0 14	115.5	240	0.481		
C 30 Roberts, Mike	2 5	1 3	3 8	0.273	2 6	5 4	7 10	0.412	10 18	0.357	0 2	6.0	28	0.214	10	
C 31 Kubel, Nicole	1 5	2 5	3 10	0.231	1 4	1 4	2 8	0.200	5 18	0.217	0 2	6.0	23	0.261	8	
C 32 Olson, Kevin	7 0	6 1	13 1	0.929	5 2	4 3	9 5	0.643	22 6	0.786	0 1	32.5	28	1.161	7	
C 33 Blackwelder, Allyson	2 6	5 4	7 10	0.412	2 6	3 5	5 11	0.313	12 21	0.364	0 2	8.5	33	0.258	9	
C 34 Azevedo, Angelo	2 3	5 1	7 4	0.636	4 2	2 2	6 4	0.600	13 8	0.619	0 2	14.5	21	0.690	6	
C 35 Lueneburg, Randy	4 4	6 1	10 5	0.667	3 5	1 5	4 10	0.286	14 15	0.483	0 1	16.5	29	0.569	8	
C 36 Tuffillaro, Lou	2 5	6 3	8 8	0.500	7 2	3 6	10 8	0.556	18 16	0.529	0 1	14.0	34	0.412	9	
C 37 Holt, Ben	4 4	4 5	8 9	0.471	6 2	5 3	11 5	0.688	19 14	0.576	0 2	14.5	33	0.439	9	
C 38 Cruze, Michael	0 4	0 2	0 6	0.000	0 1	2 2	2 3	0.400	2 9	0.182	0 1	3.0	11	0.273	4	
<b>C4/ Hump Day!</b>	36 30	37 29	73 59	0.553	20 13	16 17	36 30	0.545	145 119	0.549	8 8	153.0	264	0.580		
C 40 Deemer, Randy	2 4	4 3	6 7	0.462	6 2	3 6	9 8	0.529	15 15	0.500	1 1	14.0	30	0.467	11	
C 41 Todd, Patrick	2 8	0 0	2 8	0.200	2 2	3 4	5 6	0.455	7 14	0.333	1 1	0.0	21	0.000	10	
C 42 Bush, Jim	3 3	0 1	3 4	0.429	1 1	0 2	1 3	0.250	4 7	0.364	1 0	2.5	11	0.227	6	
C 43 McEwen, William	1 3	4 5	5 8	0.385	3 3	3 5	6 8	0.429	11 16	0.407	1 1	20.0	27	0.741	11	
C 44 Moore, Mark	1 3	1 1	2 4	0.333	1 1	2 2	3 3	0.500	5 7	0.417	0 0	3.5	12	0.292	5	
C 45 Krestalude, Andy	8 2	2 8	10 10	0.500	5 4	3 2	8 6	0.571	18 16	0.529	1 1	20.5	34	0.603	10	
C 46 Stuckey, Rob	5 4	5 5	10 9	0.526	6 3	4 3	10 6	0.625	20 15	0.571	1 1	11.5	35	0.329	10	
C 47 Baldwin, Randy	0 2	7 2	7 4	0.636	6 3	3 5	9 8	0.529	16 12	0.571	1 1	23.5	28	0.839	9	
C 48 Bunn, Tim	9 1	9 1	18 2	0.900	6 4	7 2	13 6	0.684	31 8	0.795	0 1	46.0	39	1.179	10	
C 49 LaFosse, Guy	5 0	5 3	10 3	0.769	4 3	4 3	8 6	0.571	18 9	0.667	1 1	11.5	27	0.426	8	
<b>C5/ Menace 2 Sobriety</b>	34 38	34 38	68 76	0.472	16 20	13 23	29 43	0.403	126 162	0.438	11 0	106.5	288	0.370		
C 50 White, J.J.	7 3	7 5	14 8	0.636	5 7	4 8	9 15	0.375	23 23	0.500	2 0	25.0	46	0.543	12	
C 51 Johnson, Dave	3 5	8 3	11 8	0.579	5 6	5 6	10 12	0.455	21 20	0.512	2 0	16.5	41	0.402	11	
C 52 Price, Brady	9 3	7 4	16 7	0.696	4 7	6 5	10 12	0.455	26 19	0.578	2 0	18.0	45	0.400	11	
C 53 Bouchard, Keith	5 3	4 5	9 8	0.529	6 3	4 5	10 8	0.556	19 16	0.543	1 0	12.0	35	0.343	9	
C 54 Gartland, James	2 10	4 8	6 18	0.250	6 6	4 8	10 14	0.417	16 32	0.333	2 0	19.0	48	0.396	11	
C 55 Rogers, Spencer	5 4	2 6	7 10	0.412	2 6	1 4	3 10	0.231	10 20	0.333	0 0	6.0	30	0.200	10	
C 56 Baker, Dennis	3 10	2 7	5 17	0.227	4 5	2 10	6 15	0.286	11 32	0.256	2 0	10.0	43	0.233	12	
<b>C6/ RifRaf</b>	25 41	25 41	50 82	0.379	12 21	21 12	33 33	0.500	116 148	0.439	12 0	102.5	264	0.388		
C 60 Diamond, Paddy	2 5	4 7	6 12	0.333	0 5	4 2	4 7	0.364	10 19	0.345	2 0	14.5	29	0.500	11	
C 61 Gaertner, Brian	2 9	0 1	2 10	0.167	2 4	6 4	8 8	0.500	10 18	0.357	2 0	2.5	28	0.089	11	
C 62 Piquet, David	6 5	2 4	8 9	0.471	3 6	7 3	10 9	0.526	18 18	0.500	2 0	15.0	36	0.417	11	
C 63 Winters, Tom "Tiny"	3 5	5 5	8 10	0.444	5 5	7 3	12 8	0.600	20 18	0.526	2 0	21.5	38	0.566	11	
C 64 Horger, Dennis	2 3	3 7	5 10	0.333	4 7	4 3	8 10	0.444	13 20	0.394	1 0	13.0	33	0.394	11	
C 65 Shorrocks, Will	1 1	3 1	4 2	0.667	3 1	2 0	5 1	0.833	9 3	0.750	0 0	6.0	12	0.500	4	
C 66 Williams, Ed	3 3	2 5	5 8	0.385	2 5	4 2	6 7	0.462	11 15	0.423	0 0	9.0	26	0.346	8	
C 67 Snyder, Mike	0 1	2 4	2 5	0.286	1 2	2 2	3 4	0.429	5 9	0.357	0 0	8.5	14	0.607	6	
C 68 Jackson, Barry	3 4	0 3	3 7	0.300	1 3	3 4	4 7	0.364	7 14	0.333	1 0	2.5	21	0.119	7	
C 69 Iager, John	3 5	4 4	7 9	0.438	3 4	3 1	6 5	0.545	13 14	0.481	2 0	10.0	27	0.370	8	
<b>C7/ Shooter McGavin</b>	36 30	32 34	68 64	0.515	16 17	20 13	36 30	0.545	140 124	0.530	13 14	120.0	264	0.455		
C 70 Knott, Ronnie	8 3	5 6	13 9	0.591	4 7	7 4	11 11	0.500	24 20	0.545	2 2	11.5	44	0.261	11	
C 71 Knott, Ryan	3 3	6 3	9 6	0.600	5 5	5 6	10 11	0.476	19 17	0.528	2 2	21.5	36	0.597	11	
C 72 Sautter, Scott	7 3	4 6	11 9	0.550	5 5	5 5	10 10	0.500	21 19	0.525	2 2	25.0	40	0.625	10	
C 73 Sautter, Don	4 4	1 5	5 9	0.357	0 3	6 3	6 6	0.500	11 15	0.423	1 2	3.0	26	0.115	10	
C 74 Howard, Brian	4 7	7 4	11 11	0.500	4 7	2 2	6 9	0.400	17 20	0.459	2 2	16.5	37	0.446	11	
C 75 Toolan, Chris	4 6	3 6	7 12	0.368	7 3	7 3	14 6	0.700	21 18	0.538	2 2	23.0	39	0.590	10	
C 76 Stewart, Kevin	6 4	6 4	12 8	0.600	7 4	8 3	15 7	0.682	27 15	0.643	2 2	19.5	42	0.464	11	

	Singles 301		Singles Cricket		Singles Record		Singles Win %-age	Doubles Cricket		Doubles 501		Doubles Record		Doubles Win %-age	Sngls + Dbls Record		Sngls + Dbls Win %-age	Tiebreaker Ws		Tiebreaker Ls	All-Star Points	Games Played	All-Star Point Average	Matches Played
D1/ Reload	47	19	42	24	89	43	0.674	21	12	16	17	37	29	0.561	163	101	0.617	0	8	130.5	264	0.494		
D 10 Long, Robert	7	2	0	2	7	4	0.636	5	3	3	5	8	8	0.500	15	12	0.556	0	1	16.0	27	0.593	10	
D 11 Jones, Dustin	9	2	11	0	20	2	0.909	7	4	6	5	13	9	0.591	33	11	0.750	0	1	36.5	44	0.830	11	
D 12 Arnold, Jimmy	7	3	8	3	15	6	0.714	5	5	5	5	10	10	0.500	25	16	0.610	0	1	21.0	41	0.512	11	
D 13 Ondek, Matt	3	0	6	3	9	3	0.750	7	3	3	6	10	9	0.526	19	12	0.613	0	1	14.0	31	0.452	10	
D 14 Roper, Branden	8	2	7	4	15	6	0.714	8	3	5	6	13	9	0.591	28	15	0.651	0	1	21.0	43	0.488	11	
D 15 Morin, Deane "Dino"	5	5	4	4	9	9	0.500	5	3	6	3	11	6	0.647	20	15	0.571	0	1	11.0	35	0.314	10	
D 16 Williams, Denny	5	5	4	6	9	11	0.450	3	2	2	3	5	5	0.500	14	16	0.467	0	1	10.0	30	0.333	10	
D 17 Long, Gary	1	0	1	1	2	1	0.667	1	0	0	0	1	0	1.000	3	1	0.750	0	0	1.0	4	0.250	2	
D 18 Gardner, Mike	2	0	1	1	3	1	0.750	0	0	2	1	2	1	0.667	5	2	0.714	0	1	0.0	7	0.000	3	
D 19 Ellington, Dave	0	0	0	0	0	0	---	1	1	0	0	1	1	0.500	1	1	0.500	0	0	0.0	2	0.000	2	
D2/ DD-214	26	40	37	29	63	69	0.477	18	15	21	12	39	27	0.591	141	123	0.534	21	0	123.0	264	0.466		
D 20 Beard, Tommy	4	3	9	1	13	4	0.765	8	2	7	3	15	5	0.750	28	9	0.757	3	0	36.5	37	0.986	10	
D 21 Guenther, George	3	6	5	4	8	10	0.444	4	5	6	2	10	7	0.588	18	17	0.514	3	0	17.0	35	0.486	9	
D 22 xx-Gabry, Greg	0	2	1	0	1	2	0.333	1	0	1	0	2	0	1.000	3	2	0.600	0	0	0.0	5	0.000	2	
D 23 Brody, Kevin	0	0	0	0	0	0	---	0	0	0	0	0	0	---	0	0	---	0	0	0.0	0	---	0	
D 24 Jones, Jeff	0	7	1	3	1	10	0.091	1	6	5	1	6	7	0.462	7	17	0.292	3	0	6.5	24	0.271	8	
D 25 Owen, Hal	2	6	2	5	4	11	0.267	5	4	7	2	12	6	0.667	16	17	0.485	3	0	7.5	33	0.227	10	
D 26 Thomas, Joe "Antique"	7	2	3	6	10	8	0.556	5	4	4	4	9	8	0.529	19	16	0.543	3	0	9.0	35	0.257	11	
D 27 Teegarden, Travis	5	4	5	4	10	8	0.556	4	3	4	4	8	7	0.533	18	15	0.545	1	0	14.0	33	0.424	9	
D 28 Oullette, Brian	3	4	8	0	11	4	0.733	4	4	4	2	8	6	0.571	19	10	0.655	2	0	28.0	29	0.966	8	
D 29 Sims, Phil	2	6	3	6	5	12	0.294	4	2	4	6	8	8	0.500	13	20	0.394	3	0	4.5	33	0.136	10	
D3/ Sharky's Machine	33	33	32	34	65	67	0.492	15	18	15	18	30	36	0.455	125	139	0.473	0	7	116.5	264	0.441		
D 30 Borgia, Pete	5	5	8	2	13	7	0.650	4	7	5	6	9	13	0.409	22	20	0.524	0	1	17.0	42	0.405	11	
D 31 Bateman, Jimmy	6	5	6	4	12	9	0.571	4	6	5	5	9	11	0.450	21	20	0.512	0	1	17.5	41	0.427	10	
D 32 Allison, Frank	2	2	2	2	4	4	0.500	2	1	2	2	4	3	0.571	8	7	0.533	0	0	9.5	15	0.633	4	
D 33 Barrett, Darren	7	1	4	4	11	5	0.688	4	4	1	7	5	11	0.313	16	16	0.500	0	1	12.0	32	0.375	8	
D 34 Schaefer, Dan	1	4	0	3	1	7	0.125	2	3	2	3	4	6	0.400	5	13	0.278	0	1	3.5	18	0.194	7	
D 35 Schaefer, John	6	2	3	5	9	7	0.563	5	2	4	4	9	6	0.600	18	13	0.581	0	1	24.5	31	0.790	8	
D 36 Schaefer, Michael	1	5	4	4	5	9	0.357	3	5	4	4	7	9	0.438	12	18	0.400	0	1	16.0	30	0.533	9	
D 37 Kruger, Lonny	3	5	4	7	7	12	0.368	4	5	2	3	6	8	0.429	13	20	0.394	0	0	14.5	33	0.439	9	
D 38 Fink, Scott	1	3	1	1	2	4	0.333	2	1	3	2	5	3	0.625	7	7	0.500	0	1	2.0	14	0.143	6	
D 39 Fuller, Geoff	1	1	0	2	1	3	0.250	0	2	2	0	2	2	0.500	3	5	0.375	0	0	0.0	8	0.000	3	
D4/ Ton 80 Proof	32	34	30	36	62	70	0.470	16	17	18	15	34	32	0.515	130	134	0.492	0	7	116.5	264	0.441		
D 40 Theall, Ken	2	4	2	0	4	4	0.500	1	2	0	2	1	4	0.200	5	8	0.385	0	1	4.0	13	0.308	7	
D 41 Gagner, Chris	7	3	4	5	11	8	0.579	5	4	6	3	11	7	0.611	22	15	0.595	0	0	10.5	37	0.284	10	
D 42 Dehnel, Sebastian	3	5	5	5	8	10	0.444	6	4	5	3	11	7	0.611	19	17	0.528	0	1	17.5	36	0.486	10	
D 43 Blake, Rick	3	6	5	4	8	10	0.444	3	6	4	5	7	11	0.389	15	21	0.417	0	1	26.0	36	0.722	9	
D 44 Swartzel, David	0	1	0	1	0	2	0.000	0	0	0	0	0	0	---	0	2	0.000	0	0	1.0	2	0.500	1	
D 45 Zuttel, Paul	2	0	3	3	5	3	0.625	3	2	5	1	8	3	0.727	13	6	0.684	0	1	12.0	19	0.632	7	
D 46 Frederickson, David "Butt"	5	2	6	3	11	5	0.688	4	5	3	4	7	9	0.438	18	14	0.563	0	0	14.0	32	0.438	9	
D 47 Kotecki, Phil	2	4	0	7	2	11	0.154	1	3	3	5	4	8	0.333	6	19	0.240	0	1	3.0	25	0.120	8	
D 48 Talbot, Chris	7	3	0	3	7	6	0.538	5	5	5	4	10	9	0.526	17	15	0.531	0	1	12.0	32	0.375	10	
D 49 Robertson, Chris	1	6	5	5	6	11	0.353	4	3	5	3	9	6	0.600	15	17	0.469	0	1	16.5	32	0.516	10	
D5/ Red-eye Rangers	38	28	38	28	76	56	0.576	21	12	13	20	34	32	0.515	144	120	0.545	0	0	102.5	264	0.388		
D 50 Kunesh, Joe	7	4	1	4	8	8	0.500	7	3	4	5	11	8	0.579	19	16	0.543	0	0	11.5	35	0.329	11	
D 51 Rouse, Chuck	2	6	0	0	2	6	0.250	0	3	1	4	1	7	0.125	3	13	0.188	0	0	0.0	16	0.000	8	
D 52 Barnes, Will	3	5	7	3	10	8	0.556	6	4	3	6	9	10	0.474	19	18	0.514	0	0	26.0	37	0.703	10	
D 53 Kirkpatrick, Scott	5	4	6	4	11	8	0.579	6	4	2	7	8	11	0.421	19	19	0.500	0	0	12.0	38	0.316	10	
D 54 Raper, Jeromie	5	3	9	2	14	5	0.737	7	3	2	7	9	10	0.474	23	15	0.605	0	0	14.0	38	0.368	11	
D 55 Powell, Mark	6	5	8	3	14	8	0.636	8	4	6	4	14	8	0.636	28	16	0.636	0	0	8.0	44	0.182	11	
D 56 Mitchell, Bill	3	0	0	11	3	11	0.214	1	2	4	3	5	5	0.500	8	16	0.333	0	0	6.0	24	0.250	10	
D 57 Powell, Zach	7	1	7	1	14	2	0.875	7	1	4	4	11	5	0.688	25	7	0.781	0	0	25.0	32	0.781	8	
D6/ Village Idiots	38	34	43	29	81	63	0.563	21	15	20	16	41	31	0.569	163	125	0.566	14	7	142.0	288	0.493		
D 60 Hartley, Barron	6	6	3	5	9	11	0.450	1	2	4	6	5	8	0.385	14	19	0.424	2	1	10.0	33	0.303	12	
D 61 Hartley, Bryan	5	3	8	2	13	5	0.722	6	4	6	4	12	8	0.600	25	13	0.658	2	1	28.0	38	0.737	10	
D 62 Jones, Nick	4	4	8	3	12	7	0.632	6	5	6	5	12	10	0.545	24	17	0.585	2	1	20.5	41	0.500	11	
D 63 Vivod, Josh	8	3	9	2	17	5	0.773	7	4	6	5	13	9	0.591	30	14	0.682	2	1	23.0	44	0.523	11	
D 64 Haywood, Eric	2	3	8	3	10	6	0.625	8	3	6	4	14	7	0.667	24	13	0.649	1	1	24.5	37	0.662	11	
D 65 Baugher, Mark	5	4	3	6	8	10	0.444	7	5	6	2	13	7	0.650	21	17	0.553	2	1	9.5	38	0.250	12	
D 66 Walker, Steven	3	3	0	2	3	5	0.375	0	1	2	1	2	2	0.500	5	7	0.417	1	0	3.0	12	0.250	7	
D 67 Tyler, Rob	1	3	1	1	2	4	0.333	0	2	2	1	2	3	0.400	4	7	0.364	1	0	0.0	11	0.000	5	
D 68 Rowe, Dan	4	5	3	5	7	10	0.412	7	4	2	4	9	8	0.529	16	18	0.471	1	1	23.5	34	0.691	12	
D7/ She-Unit	20	46	12	54	32	100	0.242	5	28	14	19	19	47	0.288	70	194	0.265	0	6	67.0	264	0.254		
D 70 Phillips, Leslie	4	6	4	7	8	13	0.381	2	8	3	8	5	16	0.238	13	29	0.310	0	1	15.5	42	0.369	11	
D 71 Phillips, Julie	0	3	0	2	0	5	0.000	0	3	0	2	0	5	0.000	0	10	0.000	0	0	4.0	10	0.400	3	
D 72 Stewart, Colleen	2	3	0	5	2	8	0.200	0	6	3	0	3	6	0.333	5	14	0.263	0	0	6.0	19	0.316	6	
D 73 Mozzetti, Petra	2	3	3	2	5	5	0.500	3	2	2	3	5												



		Singles		Singles		Singles		Singles Win %-age		Doubles		Doubles		Doubles Win %-age		Sngls + Dbls		Sngls + Dbls Win %-age		Tiebreaker Ws		Tiebreaker Ls		All-Star Points		Games Played		All-Star Point Average		Matches Played				
		301	Cricket	Record	%-age	Cricket	501	Record	%-age	Record	%-age	Record	%-age	Record	%-age	Record	%-age	Record	%-age	Record	Points	Points	Points	Points	Points	Average	Played	Played						
<b>F1/ Coach's Last Dance</b>		31	47	28	50	59	97	0.378	14	25	18	21	32	46	0.410	123	189	0.394	0	6	64.5	312	0.207											
F 10	Martin, Claude	3	9	2	9	5	18	0.217	2	8	5	7	7	15	0.318	12	33	0.267	0	1	5.5	45	0.122				13							
F 11	Ago, Alvin	1	2	2	3	3	5	0.375	3	2	3	2	6	4	0.600	9	9	0.500	0	0	8.0	18	0.444				5							
F 12	Barletta, Phil	4	4	7	3	11	7	0.611	3	7	6	4	9	11	0.450	20	18	0.526	0	1	10.0	38	0.263				10							
F 13	Ejlali, Shervin	6	4	4	4	10	8	0.556	6	3	3	6	9	9	0.500	19	17	0.528	0	1	8.0	36	0.222				10							
F 14	Emerton, Eric	1	6	4	4	5	10	0.333	3	5	2	3	5	8	0.385	10	18	0.357	0	1	10.5	28	0.375				8							
F 15	Hamer, Andrew	6	0	0	3	6	3	0.667	3	3	3	2	6	5	0.545	12	8	0.600	0	0	7.0	20	0.350				6							
F 16	Woodard, Dave	1	11	0	10	1	21	0.045	2	7	3	8	5	15	0.250	6	36	0.143	0	1	3.0	42	0.071				12							
F 17	Quintana, Abaddon	6	6	5	8	11	14	0.440	5	8	6	6	11	14	0.440	22	28	0.440	0	1	7.5	50	0.150				13							
F 18	Henne, Brett	3	5	4	6	7	11	0.389	1	7	5	4	6	11	0.353	13	22	0.371	0	0	5.0	35	0.143				10							
<b>F2/ Zero Dart Ton 80</b>		49	29	59	19	108	48	0.692	33	6	29	10	62	16	0.795	232	80	0.744	0	0	152.5	312	0.489											
F 20	Scott, Kevin	0	1	0	0	0	1	0.000	2	1	3	1	5	2	0.714	5	3	0.625	0	0	5.0	8	0.625				5							
F 21	Clark, Chad	10	3	11	2	21	5	0.808	12	0	8	1	20	1	0.952	41	6	0.872	0	0	41.5	47	0.883				13							
F 22	Turner, Kevin	10	3	11	2	21	5	0.808	6	2	8	4	14	6	0.700	35	11	0.761	0	0	13.0	46	0.283				13							
F 23	DeMattos, Rick	4	4	7	2	11	6	0.647	8	2	6	1	14	3	0.824	25	9	0.735	0	0	18.5	34	0.544				12							
F 24	Nguyen, Henry	4	4	4	3	8	7	0.533	9	1	5	1	14	2	0.875	22	9	0.710	0	0	11.5	31	0.371				12							
F 25	Schon, Chris	1	2	6	5	7	7	0.500	7	2	3	5	10	7	0.588	17	14	0.548	0	0	4.0	31	0.129				13							
F 26	Seldon, Curtis	1	4	7	2	8	6	0.571	9	1	7	0	16	1	0.941	24	7	0.774	0	0	15.0	31	0.484				13							
F 27	Howes, Guy	11	2	12	1	23	3	0.885	11	2	8	0	19	2	0.905	42	5	0.894	0	0	41.5	47	0.883				13							
F 28	Palma, Kevin	4	4	1	2	5	6	0.455	1	1	7	4	8	5	0.615	13	11	0.542	0	0	1.5	24	0.063				11							
F 29	Averell, Scott	4	2	0	0	4	2	0.667	1	0	3	3	4	3	0.571	8	5	0.615	0	0	1.0	13	0.077				8							
<b>F3/ Sofa Kings</b>		38	40	41	37	79	77	0.506	23	16	24	15	47	31	0.603	173	139	0.554	6	0	103.5	312	0.332											
F 30	Keim, Roger	9	2	9	1	18	3	0.857	7	3	6	4	13	7	0.650	31	10	0.756	1	0	23.0	41	0.573				11							
F 31	Alcon, Tony	9	4	10	4	19	8	0.704	9	5	8	5	17	10	0.630	36	18	0.667	1	0	26.5	54	0.481				13							
F 32	Bozza, Doug	2	4	5	4	7	8	0.467	4	5	5	3	9	8	0.529	16	16	0.500	1	0	11.0	32	0.344				9							
F 33	Moore, Ken	5	9	3	6	8	15	0.348	5	6	9	3	14	9	0.609	22	24	0.478	1	0	9.0	46	0.196				13							
F 34	Plotkin, Jeremy	4	7	4	6	8	13	0.381	8	5	7	4	15	9	0.625	23	22	0.511	1	0	12.5	45	0.278				13							
F 35	Moore, Andrew	4	6	1	8	5	14	0.263	4	3	2	2	6	5	0.545	11	19	0.367	0	0	5.0	30	0.167				9							
F 36	Campbell, Aaron	4	6	8	3	12	9	0.571	8	4	6	7	14	11	0.560	26	20	0.565	1	0	13.0	46	0.283				12							
F 37	Hudelson, Hans	1	2	1	5	2	7	0.222	1	1	5	2	6	3	0.667	8	10	0.444	0	0	3.5	18	0.194				7							
<b>F4/ Rippin Darts</b>		48	30	48	30	96	60	0.615	28	11	20	19	48	30	0.615	192	120	0.615	0	0	138.5	312	0.444											
F 40	Raymond, Erik	8	5	5	8	13	13	0.500	10	3	3	4	13	7	0.650	26	20	0.565	0	0	22.5	46	0.489				13							
F 41	McDonald, Chase	8	4	9	3	17	7	0.708	9	3	7	5	16	8	0.667	33	15	0.688	0	0	18.0	48	0.375				12							
F 42	Helton, Dakota	8	5	8	5	16	10	0.615	9	4	7	6	16	10	0.615	32	20	0.615	0	0	23.5	52	0.452				13							
F 43	Wood, Connor	8	5	9	4	17	9	0.654	10	3	7	6	17	9	0.654	34	18	0.654	0	0	30.5	52	0.587				13							
F 44	Gylfason, Thorbjorn	10	3	13	0	23	3	0.885	9	4	7	6	16	10	0.615	39	13	0.750	0	0	25.0	52	0.481				13							
F 45	Kirk, Dylan	5	7	0	2	5	9	0.357	1	1	6	6	7	7	0.500	12	16	0.429	0	0	4.0	28	0.143				12							
F 46	Sugg, Bailey	0	0	0	0	0	0	---	0	0	0	0	0	0	---	0	0	---	0	0	0.0	0	---				0							
F 47	Pickel, Cameron	1	1	4	8	5	9	0.357	8	4	3	5	11	9	0.550	16	18	0.471	0	0	15.0	34	0.441				12							
F 48	Kunkel, Cooper	0	0	0	0	0	0	---	0	0	0	0	0	0	---	0	0	---	0	0	0.0	0	---				0							
F 49	Todd, Christian	0	0	0	0	0	0	---	0	0	0	0	0	0	---	0	0	---	0	0	0.0	0	---				0							
<b>F5/ Shark Shooters</b>		36	42	45	33	81	75	0.519	20	19	22	17	42	36	0.538	165	147	0.529	0	0	103.5	312	0.332											
F 50	Stacy, Michelle	0	0	2	4	2	4	0.333	3	3	3	2	6	5	0.545	8	9	0.471	0	0	4.0	17	0.235				10							
F 51	Stacy, Rod	2	4	6	5	8	9	0.471	8	3	5	5	13	8	0.619	21	17	0.553	0	0	16.5	38	0.434				13							
F 52	Mitchell, Liz	4	2	4	3	8	5	0.615	4	4	5	0	9	4	0.692	17	9	0.654	0	0	6.5	26	0.250				10							
F 53	Taylor, Eric	4	3	3	5	7	8	0.467	0	4	3	5	3	9	0.250	10	17	0.370	0	0	8.0	27	0.296				12							
F 54	Buck, Chris	3	3	4	3	7	6	0.538	5	3	4	3	9	6	0.600	16	12	0.571	0	0	6.5	28	0.232				10							
F 55	Graber, Shawn	8	5	7	4	15	9	0.625	6	5	6	3	12	8	0.600	27	17	0.614	0	0	8.0	44	0.182				13							
F 56	Strickland, Jon	6	4	5	3	11	7	0.611	5	3	5	3	10	6	0.625	21	13	0.618	0	0	16.0	34	0.471				11							
F 57	Wissinger, Wes	6	6	8	4	14	10	0.583	6	6	5	4	11	10	0.524	25	20	0.556	0	0	19.0	45	0.422				13							
F 58	Schmitt, Jacqueline	0	11	0	0	0	11	0.000	0	2	4	6	4	8	0.333	4	19	0.174	0	0	0.0	23	0.000				12							
F 59	Healy, Simon	3	4	6	2	9	6	0.600	3	5	4	3	7	8	0.467	16	14	0.533	0	0	19.0	30	0.633				9							
<b>F6/ Neim Mark</b>		38	40	40	38	78	78	0.500	15	24	19	20	34	44	0.436	146	166	0.468	5	7	90.5	312	0.290											
F 60	Updyke, Gerald	10	2	11	1	21	3	0.875	4	8	6	6	10	14	0.417	31	17	0.646	1	1	19.5	48	0.406				12							
F 61	Additon, Chris	0	0	0	0	0	0	---	0	0	0	0	0	0	---	0	0	---	0	0	0.0	0	---				0							

	Singles		Singles		Singles		Singles Win %-age		Doubles		Doubles		Doubles Win %-age		Sngls + Dbls		Sngls + Dbls Win %-age		Tiebreaker Ws		Tiebreaker Ls		All-Star Points	Games Played	All-Star Point Average	Matches Played
	301	Cricket	301	Cricket	301	Record	301	%-age	301	Record	301	Record	%-age	Record	Record	%-age	Record	Record	Record	Record	Record	Record				
<b>G1/ That's What She Said</b>	43	35	50	28	93	63	0.596		26	13	19	20	45	33	0.577	183	129	0.587	7	8	103.0	312	0.330			
G 10 Caldwell, Taylor	0	3	4	6	4	9	0.308		4	3	2	6	6	9	0.400	10	18	0.357	0	1	11.0	28	0.393	12		
G 11 DiMichele, Doug	5	1	5	1	10	2	0.833		4	2	4	2	8	4	0.667	18	6	0.750	1	1	19.0	24	0.792	6		
G 12 Adams, Doug	8	4	8	4	16	8	0.667		7	5	6	5	13	10	0.565	29	18	0.617	1	1	14.0	47	0.298	12		
G 13 Carter, Danny	0	0	0	0	0	0	---		0	0	0	0	0	0	---	0	0	---	0	0	0.0	0	---	0		
G 14 Carter, Kevin	8	2	7	5	15	7	0.682		6	6	3	5	9	11	0.450	24	18	0.571	0	1	11.5	42	0.274	12		
G 15 Thompson, Barry	3	8	3	2	6	10	0.375		11	1	6	5	17	6	0.739	23	16	0.590	1	1	11.5	39	0.295	12		
G 16 Thompson, Barry, Jr.	3	6	5	3	8	9	0.471		2	4	4	5	6	9	0.400	14	18	0.438	1	1	1.0	32	0.031	12		
G 17 Smith, Ron "Captain"	2	2	1	4	3	6	0.333		1	1	2	4	3	5	0.375	6	11	0.353	1	1	3.0	17	0.176	8		
G 18 Beck, Paul	5	6	6	2	11	8	0.579		6	3	3	4	9	7	0.563	20	15	0.571	1	0	11.0	35	0.314	11		
G 19 Raquet, Mike	9	3	11	1	20	4	0.833		11	1	8	4	19	5	0.792	39	9	0.813	1	1	21.0	48	0.438	12		
<b>G2/ The Neighborhood Dart Knights</b>	29	49	35	43	64	92	0.410		17	22	22	17	39	39	0.500	142	170	0.455	0	0	124.0	312	0.397			
G 20 Swepsom, Jerrell	8	3	11	0	19	3	0.864		5	6	8	2	13	8	0.619	32	11	0.744	0	0	47.0	43	1.093	11		
G 21 Markham, Jared	3	7	4	6	7	13	0.350		3	5	6	3	9	8	0.529	16	21	0.432	0	0	18.0	37	0.486	11		
G 22 Amos, Terron	5	6	6	7	11	13	0.458		9	5	6	5	15	10	0.600	26	23	0.531	0	0	22.0	49	0.449	13		
G 23 Lefebvre, C.J.	5	5	4	6	9	11	0.450		6	4	5	7	11	11	0.500	20	22	0.476	0	0	21.5	42	0.512	11		
G 24 Schaefer, Pat	4	6	4	4	8	10	0.444		5	4	5	4	10	8	0.556	18	18	0.500	0	0	8.0	36	0.222	10		
G 25 Pressimone, Kristen	3	11	0	8	3	19	0.136		3	7	10	3	13	10	0.565	16	29	0.356	0	0	3.0	45	0.067	13		
G 26 D'Alesio, Victor	1	7	3	7	4	14	0.222		3	8	1	4	4	12	0.250	8	26	0.235	0	0	2.5	34	0.074	11		
G 27 Saunders, Neil	0	4	3	5	3	9	0.250		0	5	3	6	3	11	0.214	6	20	0.231	0	0	2.0	26	0.077	9		
<b>G3/ Killer Dee's</b>	40	38	40	38	80	76	0.513		25	14	27	12	52	26	0.667	184	128	0.590	6	0	102.5	312	0.329			
G 30 Bailey, Craig	2	4	1	8	3	12	0.200		8	3	8	2	16	5	0.762	19	17	0.528	1	0	6.5	36	0.181	12		
G 31 Nguyen, Tommy	4	6	6	4	10	10	0.500		7	3	7	1	14	4	0.778	24	14	0.632	0	0	9.0	38	0.237	11		
G 32 Nguyen, Terry	2	5	3	6	5	11	0.313		2	5	5	4	7	9	0.438	12	20	0.375	1	0	4.5	32	0.141	11		
G 33 Ehrmann, Rob	9	3	12	0	21	3	0.875		9	3	10	2	19	5	0.792	40	8	0.833	1	0	35.5	48	0.740	12		
G 34 Kedell, Pete	2	3	2	4	4	7	0.364		2	1	2	1	4	2	0.667	8	9	0.471	1	0	2.0	17	0.118	8		
G 35 Fishbeck, Brent	5	3	4	2	9	5	0.643		7	3	5	2	12	5	0.706	21	10	0.677	1	0	13.5	31	0.435	10		
G 36 Morgraves, Jeannie	3	7	1	0	4	7	0.364		1	2	5	4	6	6	0.500	10	13	0.435	0	0	0.0	23	0.000	12		
G 37 Gibson, Jason	4	2	3	6	7	8	0.467		5	7	4	3	9	10	0.474	16	18	0.471	0	0	8.0	34	0.235	12		
G 38 Jones, Tre	2	3	1	6	3	9	0.250		1	0	2	4	3	4	0.429	6	13	0.316	0	0	0.0	19	0.000	10		
G 39 Kelly, Mike	7	2	7	2	14	4	0.778		8	1	6	1	14	2	0.875	28	6	0.824	1	0	23.5	34	0.691	9		
<b>G4/ We're Sexy &amp; We Throw It</b>	47	31	34	44	81	75	0.519		13	26	16	23	29	49	0.372	139	173	0.446	0	6	90.0	312	0.288			
G 40 McNamara, Ken	5	3	9	4	14	7	0.667		6	8	6	6	12	14	0.462	26	21	0.553	0	1	19.0	47	0.404	13		
G 41 McNamara, Karen	6	7	0	5	6	12	0.333		0	5	6	8	6	13	0.316	12	25	0.324	0	1	1.0	37	0.027	13		
G 42 Bohanan, Heather	8	4	1	12	9	16	0.360		2	6	5	8	7	14	0.333	16	30	0.348	0	1	5.0	46	0.109	13		
G 43 Ross, Anne	5	4	0	4	5	8	0.385		0	5	3	1	3	6	0.333	8	14	0.364	0	1	4.0	22	0.182	9		
G 44 Jones, Mike	5	4	9	2	14	6	0.700		3	8	5	5	8	13	0.381	22	19	0.537	0	1	21.0	41	0.512	11		
G 45 Morlando, Jim	2	4	2	6	4	10	0.286		2	7	2	5	4	12	0.250	8	22	0.267	0	0	6.5	30	0.217	10		
G 46 Balint, Joey	3	3	5	1	8	4	0.667		4	3	1	3	5	6	0.455	13	10	0.565	0	0	7.0	23	0.304	7		
G 47 Davis, Jared	8	2	3	6	11	8	0.579		5	5	2	4	7	9	0.438	18	17	0.514	0	1	14.5	35	0.414	10		
G 48 Gillespie, Jeff	5	0	5	4	10	4	0.714		4	5	2	6	6	11	0.353	16	15	0.516	0	0	12.0	31	0.387	9		
<b>G5/ Bottoms Up</b>	44	34	51	27	95	61	0.609		22	17	24	15	46	32	0.590	187	125	0.599	5	0	113.5	312	0.364			
G 50 McMillan, Evan	11	0	9	3	20	3	0.870		8	4	8	5	16	9	0.640	36	12	0.750	1	0	31.5	48	0.656	13		
G 51 Smith, Lauren	4	7	3	8	7	15	0.318		4	6	6	5	10	11	0.476	17	26	0.395	1	0	7.5	43	0.174	11		
G 52 Smith, Jason	0	0	0	0	0	0	---		0	0	0	0	0	0	---	0	0	---	0	0	0.0	0	---	0		
G 53 Crabtree, Reagan	6	3	8	1	14	4	0.778		7	2	5	4	12	6	0.667	26	10	0.722	1	0	18.5	36	0.514	9		
G 54 Crabtree, Traci	1	7	2	6	3	13	0.188		3	5	5	3	8	8	0.500	11	21	0.344	0	0	2.0	32	0.063	8		
G 55 Tschetter, Aaron	8	4	9	3	17	7	0.708		6	5	7	3	13	8	0.619	30	15	0.667	1	0	17.5	45	0.389	12		
G 56 Hawks, Michael	9	3	8	3	17	6	0.739		4	8	8	4	12	12	0.500	29	18	0.617	0	0	8.0	47	0.170	12		
G 57 Hobgood, A.	0	2	1	0	1	2	0.333		1	1	0	1	1	2	0.333	2	4	0.333	0	0	0.0	6	0.000	2		
G 58 Hager, Ginny	2	3	4	2	6	5	0.545		4	2	4	2	8	4	0.667	14	9	0.609	0	0	4.0	23	0.174	6		
G 59 Evans, David	3	5	7	1	10	6	0.625		7	1	5	3	12	4	0.750	22	10	0.688	1	0	24.5	32	0.766	8		
<b>G6/ Dart Vader's</b>	43	35	46	32	89	67	0.571		26	13	24	15	50	28	0.641	189	123	0.606	0	5	91.0	312	0.292			
G 60 Deason, Michael	4	4	4	8	8	12	0.400		9	5	8	4	17	9	0.654	25	21	0.543	0	1	12.5	46	0.272	12		
G 61 Lamb, Mike	10	3	12	1	22	4	0.846		10	3	6	6	16	9	0.640	38	13	0.745	0	1	39.0	51	0.765	13		
G 62 Assante, Tracy	4	2	8	6	12	8	0.600		11	3	6	7	17	10	0.630	29	18	0.617	0	1	8.5	47	0.181	13		
G 63 Clark, Renee	6	8	4	4	10	12	0.455		3	5	6	3	9	8	0.529	19	20	0.487	0	0	5.5	39	0.141	13		
G 64 Limerick, Jeremy	1	3	2	0	3	3	0.500		2	0	1	1	3	1	0.750	6	4	0.600	0	1	2.0	10	0.200	4		
G 65 Brady, Marlin	2	3	4	1	6	4	0.600		4	1	4	2	8	3	0.727	14	7	0.667	0	1	11.0	21	0.524	5		
G 6x xx-Medhurst, Jason	1	0	1	1	2	1	0.667		0	1	1	1	1	2	0.333	3	3	0.500	0	0	1.0	6	0.167	3		
G 6x xx-DaCosta, Jeremy	5	2	3	2	8	4	0.667		4	2	4	1	8	3	0.727	16	7	0.696	0	0	2.0	23	0.087	7		
G 6x xx-Ross, Bryan	4	3	4	3	8	6	0.571		3	5	7	1	10	6	0.625	18	12	0.600	0	0	6.0	30	0.200	8		
G 6x xx-Caroll, Ryan	3	4	1	3	4	7	0.364		1	1	2	1	3	2	0.600	7	9	0.438	0	0	1.5	16	0.094	7		
G 6x xx-Stocks, Jim	0	0	0	0	0	0	---		3	0	2	1	5	1	0.833	5	1	0.833	0	0	0.0	6	0.000	3		
G 6x xx-Millham, Mark	3	3	3	3	6	6	0.500		2	0	1	2	3	2	0.600	9										