



TONS OF NEWSLETTER

Spring Session of the Raleigh Dart League, Banquet, Saturday, May 17, 2025 Issue #JK912

The "How And Why Do People Convince Themselves To Accept Proven Lies And Corruption?" Edition

TOURNAMENT WINNERS

"A" Division - *Bully for the Element* (13-5)

Element completes the league's 2nd-ever three-season undefeated run, in a final against Talladega that was way closer than the score would indicate. (For an indication of how much closer it really was, see the page 16 item describing Chad Massengill's Power Hour.)

"B" Division - *Double In Stumble Out* (14-10)

In a division where 5 of 7 teams finished the season at 2+ matches above 0.500, it was the #5 seed Stumblers who rumbled to the Mugs, taking out the #4, #1 and #2 seeds along the way, and becoming the only non-#1-or-#2 seed to claim a tournament title.

"C" Division - *Wing & A Plaque* (14-0)

After having to fight their way to a season title, and then having to fight past the #5 seed in the semifinals, Wing rips off a finals showing (a finals shutout?!) that has already given me a start on next season's trivia question list (nope, I don't know the answer).

"D" Division - *Liquor Possee* (13-11)

In the most exciting tournament final this season (and one of just two that reached the last 501), The Possee comes from way behind via a 501 sweep to reel in the Irish (and avenge what is very likely in their minds a regular season title they should have also had).

"E" Division - *Bottoms Up* (13-5)

The Bottoms complete their second consecutive season/tourney double (and claim their third straight tournament title, in G/F/E successively), despite the relative heroics of Waddle's Somchai Samaluk (who is so good that sometimes he doubles-in twice).

"F" Division - *Dart Knights* (13-9)

The Knights end The Dartifacts' hold on them this season, coming from behind after singles, by taking 4 of the 5 doubles played, and winning what ended up being the most competitive divisional tournament (at least in terms of close scores) of the season.

"G" Division - *Heart of Dartness* (14-4)

After winning their season race by the biggest margin of the season (4 matches plus points), Dartness also rolls through their tournament with the biggest edge (taking their two by a 27-5 total).

REGULAR SEASON WINNERS

"A" Division - *Bully for the Element* (12 wins, 0 losses)

2nd place - Talladega Flights

"B" Division - *Why So Serious?* (9 wins, 3 losses)

2nd place - Raging Bulls

"C" Division - *Wing & A Plaque* (10 wins, 2 losses)

2nd place - Darty Little Secrets

"D" Division - *Darty Sanchez* (11 wins, 3 losses)

2nd place - Liquor Possee

"E" Division - *Bottoms Up* (13 wins, 1 loss)

2nd place - Waddle In, Waddle Out

"F" Division - *The Dartifacts* (12 wins, 2 losses)

2nd place - Dart Knights

"G" Division - *Heart of Dartness* (12 wins, 0 losses)

2nd place - We're Sexy & We Throw It

Rosters of all season- and tournament-winning teams are on page 4.)

TABLE OF CONTENTS

Item	Page Number
Tournament & Regular Season Winning Teams	1
Fall 2025 RDL Season Information	1
Final Divisional Standings	2
Final Divisional Tournament Results	3
Tournament & Regular Season Winning Team Rosters	4
Winning team photo gallery (continued on pg.16)	4
Tournament Trophy Dart Awards	5
Other Tournament Hot Darts	5
Regular Season Trophy Dart Awards	5
Divisional Singles Win %-age Winners	6
Divisional All-Star Point %-age Winners	6
Players Who Beat the Singles Winners	6
Season Penalty and Tiebreaker Summaries	6
List of Host Establishments	7
Summer blind draws, other local leagues	7
RDL Address and Phone No. Information	8
Event Calendar, Penalty Log	8
JK's All-Star Team Picks	9
Quick Stat Tidbits, JK's Prediction Results Summary	9
Prediction Results Table	10
Week-by-Week Match Results Table	11
Spring 2025 Trivia Questions Revisited (cont., pg. 14)	12
Spring 2025 Lyrics Quiz Revisited (cont., pg. 15)	13
Rule update, general things to not do, trivia cont.	14
Mid-turn math, non-dart joy, rest of the lyrics quiz	15
Massengill, NC states, equality, team photos cont.	16
Random Thoughts from JK	17
57-Season RDL Descriptive History/Data Summary	18
2025 NCCDL & NCLC results and standings	19
Fliers for Wreck at the Deck, Central VA Dart Classic	20
Fliers for Franey Memorial, Firecracker Open	21
Fliers for Charlotte Open, Music City Classic	22
Top Singles Records, by Division	23
Top Doubles Records, by Division	24
Top Singles+Doubles, by Division	25
Top All Star Point Averages, by Division	26
Top Individual Records, by Section of Play	27,28
League-Wide Individual Singles, Doubles Records	29
League-Wide Individual Singles + Doubles Records, and All-Star Point Averages	30
Singles, Doubles Records, Ranked by Team	31
Overall Records, All-Star Pt. Ave., Ranked By Team	32
Complete "A" Division Statistics	33
Complete "B" Division Statistics	34
Complete "C" Division Statistics	35
Complete "D" Division Statistics	36
Complete "E" Division Statistics	37
Complete "F" Division Statistics	38
Complete "G" Division Statistics	39
Registration Materials for Fall 2025 RDL Season	40

FALL 2025 RALEIGH DART LEAGUE SEASON INFORMATION

Registration Meeting for ALL Teams; The Upper Deck;

Wednesday, July 23, 7:00-8:00 p.m.

MANDATORY Preseason Captains' Meeting; The Upper Deck;

Wednesday, August 6, 7:00-8:00 p.m.

Match Play begins on Wednesday, August 13

MANDATORY Fifth Week Captains' Meeting;

The Upper Deck; **Monday, September 15, 7:00-8:00 p.m.**

Divisional tournament weeks - **November 19, December 3 & 10**

FINAL!! DIVISIONAL TEAM STANDINGS FOR THE SPRING 2025 RDL SEASON

	<u>W</u>	<u>L</u>	<u>Pts.</u>
<u>"A" Division</u>			
👉 Bully for the Element 👉	12	0	224
👉 Talledega Flights	9	3	174
3 Show Me Your Tips	8	4	175
4 Fringe Prime	4	8	129
5 Darty Minds	4	8	118
👉 Dart Attack	4	8	114
👉 Inconsistently Consistent	1	11	72

<u>"B" Division</u>			
👉 Why So Serious? 👉	9	3	169
👉 Raging Bulls	7	5	157
3 The Outlaws	7	5	150
4 Hump Day!	7	5	149
5 Double In Stumble Out	7	5	137
👉 Kids Mis-B-having	3	9	121
👉 Mulligan's Mafia	2	10	118

<u>"C" Division</u>			
👉 Wing & A Plaque 👉	10	2	180
👉 Darty Little Secrets	9	3	161
3 Shooter McGavin	7	5	162
4 Nine Lives	7	5	146
5 One Armed Bandits	6	6	131
👉 Village Idiots	2	10	103
👉 Rif Raf	1	11	118

	<u>W</u>	<u>L</u>	<u>Pts.</u>
<u>"D" Division</u>			
👉 Darty Sanchez 👉	11	3	181
👉 Liquor Possee	11	3	178
3 Dirty Darts Done Dirt Cheap	8	6	173
4 Irish Ton	7	7	180
5 Menace 2 Sobriety	7	7	166
6 One Dart Wonders	5	9	149
👉 Off Constantly-Reboot	4	10	149
👉 Red-eye Rangers	3	11	137

<u>"E" Division</u>			
👉 Bottoms Up 👉	13	1	229
👉 Waddle In, Waddle Out	10	4	173
3 Cheap Shots	8	6	163
4 Runs with Corks	7	7	152
5 Ton 80 Proof	6	8	162
6 Rippin Darts	5	9	159
👉 Bangin The Wire	4	10	146
👉 Sharky's Machine	3	11	143

<u>"F" Division</u>			
👉 The Dartifacts 👉	12	2	208
👉 Dart Knights	10	4	188
3 Death Throw	9	5	198
4 Sofa Kings	9	5	173
5 Nein Mark	6	8	179
6 That's What She Said	6	8	143
👉 Shark Shooters	3	11	130
👉 She-nanigans	1	13	116

<u>"G" Division</u>			
👉 Heart of Dartness 👉	12	0	190
👉 We're Sexy & We Throw It	8	4	170
3 Flight Risks	8	4	163
4 Flight Club	5	7	135
5 Bright side of Flights	5	7	120
👉 21 Dart Salute	4	8	127
👉 xx-Game of Throws	0	12	41

LEGEND OF SYMBOLS IN STANDINGS

👉 = regular season division champion

👉 = clinched "top-two" finish in division

👉 = clinched "bottom-two" finish in division

SPRING 2025 RDL DIVISIONAL TOURNAMENT SCHEDULE

Quarterfinals	Semifinals	Finals	WINNER
---------------	------------	--------	--------

"A" Division

1 Bully for the Element

(Bye)	Bully for the Element		
	(13-1)	Bully for the Element	
5 Darty Minds	(14-4) Fringe Prime		
4 Fringe Prime		(13-5)	Bully for the Element
3 Show Me Your Tips	(14-2) Show Me Your Tips		
6 Dart Attack	(13-9) Talledega Flights		
7 Inconsistently Consistent	(13-5) Talledega Flights		
2 Talledega Flights			

"B" Division

1 Why So Serious?

(Bye)	Why So Serious?		
	(13-11)	Double In Stumble Out	
5 Double In Stumble Out	(14-8) Double In Stumble Out		
4 Hump Day!		(14-10)	Double In Stumble Out
3 The Outlaws	(12-8) Kids Mis-B-having		
6 Kids Mis-B-having	(13-7) Raging Bulls		
7 Mulligan's Mafia	(13-7) Raging Bulls		
2 Raging Bulls			

"C" Division

1 Wing & A Plaque

(Bye)	Wing & A Plaque		
	(14-6)	Wing & A Plaque	
5 One Armed Bandits	(14-10) One Armed Bandits		
4 Nine Lives		(14-0)	Wing & A Plaque
3 Shooter McGavin	(13-7) Shooter McGavin		
6 Village Idiots	(14-6) Shooter McGavin		
7 Rif Raf	(13-3) Darty Little Secrets		
2 Darty Little Secrets			

Quarterfinals	Semifinals	Finals
---------------	------------	--------

Quarterfinals	Semifinals	Finals	WINNER
---------------	------------	--------	--------

"D" Division

1 Darty Sanchez

(14-10)	Red-eye Rangers		
8 Red-eye Rangers	(13-7)	Irish Ton	
5 Menace 2 Sobriety	(13-7)	Irish Ton	
4 Irish Ton		(13-11)	Liquor Possee
3 Dirty Darts Done Dirt Cheap	(13-5) Dirty Darts Done Dirt Cheap		
6 One Dart Wonders	(13-7)	Liquor Possee	
7 Off Constantly-Reboot	(14-4)	Liquor Possee	
2 Liquor Possee			

"E" Division

1 Bottoms Up

(14-4)	Bottoms Up		
8 Sharky's Machine	(14-8)	Bottoms Up	
5 Ton 80 Proof	(13-7)	Runs with Corks	
4 Runs with Corks		(13-5)	Bottoms Up
3 Cheap Shots	(13-9)	Cheap Shots	
6 Rippin Darts	(12-5)	Waddle In, Waddle Out	
7 Bangin The Wire	(14-6)	Waddle In, Waddle Out	
2 Waddle In, Waddle Out			

"F" Division

1 The Dartifacts

(14-6)	The Dartifacts		
8 She-nanigans	(14-10)	The Dartifacts	
5 Nein Mark	(13-9)	Nein Mark	
4 Sofa Kings		(13-9)	Dart Knights
3 Death Throw	(13-9)	Death Throw	
6 That's What She Said	(13-9)	Dart Knights	
7 Shark Shooters	(13-3)	Dart Knights	
2 Dart Knights			

Finals	Semifinals	Quarterfinals
--------	------------	---------------

"G" Division

1 Heart of Dartness

(Bye)	Heart of Dartness		
	(13-1)	Heart of Dartness	
5 Bright side of Flights	(14-10)	Bright side of Flights	
4 Flight Club			
	(14-4)	Heart of Dartness	
		WINNER	
		We're Sexy & We Throw It	
	(12+-12)	Flight Risks	3
		(13-5)	21 Dart Salute 6
		We're Sexy & We Throw It	Game of Throws 7
		(automatic forfeit)	
		We're Sexy & We Throw It	2

WINNING TEAM PHOTO GALLERY! ALL THE REASONS WE COME PLAY, RIGHT HERE... (photos continued on pg. 16)

We got a few photos a few years ago, and... it was kind of great.. So this was a little minor tradition that I certainly wanted to encourage, and I asked the teams going into the tournament finals to consider taking a team photo and sharing it with us. This is one of my favorite items here. (No player name legends for these, but I'm sure the people in the photos know who they are. Plus, it's really about 'team' happiness anyway.)

A division regular season and tournament champions -
Bully for the Element!!



G division regular season and tournament champions -
Heart of Dartsness!!



[division B, C, D and F winner photos on page 16!!!]

E division regular season and tournament champions -
Bottoms Up!!



TEAMS THAT WON BOTH THEIR DIVISIONAL TOURNAMENT AND REGULAR SEASON TITLE !!!!!

(note: players in parentheses did not play enough games during the regular season to qualify for tournament play)

"A" Division - Bully for the Element

Jason Kilts (c)	Tom Brown	Dean Cusher
Ross Minty	Chad Massengill	Michael Johnson
Kenny Persson	Robbie Phillips	Stevie Phillips
	Allen Smith	

"C" Division - Wing & A Plaque

Tommy Beaird (c)	George Guenther	Joe Thomas
Matt Bailey	Mike Lamb	Brian Ouellette
Jeremy DaCosta	Ross Ludewig	Austin Mitchell

"E" Division - Bottoms Up

Evan McMillan (c)	Reagan Crabtree	David Evans
Aaron Tschetter	Lauren Smith	Michael Hawks
Darren VanDyke		(Traci Crabtree)

"G" Division - Heart of Dartsness

Matt Furdon (c)	Chelsea Furdon	Brian Furdon
Jose Delgado	Lance Roy	Jason King
Jesier Hanson	Corey Roe	(Jenny Furdon)

TEAMS THAT WON THEIR DIVISIONAL TOURNAMENT (but not regular season title) !!!!!

"B" Division - Double In Stumble Out

Phillip Eastmead (c)	Kent Butters	Steve Holland
Brian Benson	Paul Beaudoin	Jamie McQueen
Greg Crumpler	Trey Rodgers	Corey Rodgers
	Ron Ridenour	

"D" Division - Liquor Possee

Gustavo Martinez (c)	Adam Barnes	Jerimy Claggett
Ryan Bathurst	Brian Coleman	Zach Allen
Pete Rutten	Daniel Kipp	Brayden May
	Marlin Brady	

"F" Division - Dart Knights

Kristen Pressimone (c)	Jerrell Swepson	Terron Amos
Neil Saunders	Victor D'Alesio	C.J. Lefebvre
Tony Thomas	Pat Schaefer	Julie Phillips

TEAMS THAT WON THEIR REGULAR SEASON TITLE (but not divisional tournament) !!!!!

"B" Division - Why So Serious?

Mike Cole (c)	Anthony Cannizzaro	Tyler Cannizzaro
Derek Rice	Teddy Rice	Lincoln Havens
Michael Bracco	Bill Leonard	Michelle Shamer

"D" Division - Darty Sanchez

Eric Trefzger (c)	Austin Bell	Chris Collier
Sean Maierhofer	Brad Wernet	Mike Robinson
Pete Maierhofer	Ollie Barreiro Pujol	Brett Goodrich

"F" Division - The Dartifacts

Steve Massey (c)	Ian Lewis	Jamie Bender
Andrew Hagarty	Juan Mata-Adams	Nick Beach
Anthony Lawless	William Parker	Thom Dunn
	Brandon Douthit	

SPRING 2025 TOURNAMENT!!! TROPHY DART AWARDS

9 Marks

Chad Massengill (3) (Bully for the Element, 5/14, 5/14, 5/14 - with all three in the same two-game DCKt set)
Matthew Copple (Nine Lives, 4/30)
Dave Finney (Fringe Prime, 4/30)
Eugene Foushee (Darty Minds, 4/30)
David Frederickson (Ton 80 Proof, 4/30)
Steve Massey (The Dartifacts, 4/30)
Dave Mathews (Death Throw, 4/30)
Mike Robinson (Darty Sanchez, 4/30)
Tom Winters (Rif Raf, 4/30)
Tommy Beaird (Wing & A Plaque, 5/7)

Mike Cole (Why So Serious?, 5/7)
Kyle Gauthier (Talladega Flights, 5/7)
George Guenther (Wing & A Plaque, 5/7)
Sid Mitchell (Fringe Prime, 5/7)
Tim Mozzetti (Fringe Prime, 5/7)
Aaron Vaughan (Talladega Flights, 5/7)
Bladen Willis (Death Throw, 5/7)
Matt Bailey (Wing & A Plaque, 5/14)
Stephen Flanagan (Shooter McGavin, 5/14)

Anthony Lawless (The Dartifacts, 5/14)
Kenny Persson (Bully for the Element, 5/14)
Ton-80s
Joel Eason (Fringe Prime, 5/7)
Aaron Vaughan (Talladega Flights, 5/7)
Jerrell Swepson (Dart Knights, 5/14)
6-Bulls, and Ton-70-Ins and Outs
(none reported)

For those who are new or simply were not aware of it: fast games, high ins and high outs in the tournament do not win awards unless they are perfect shots (170s) or games.

OTHER TOURNAMENT HOT DARTS (Sorry, no award -- but they're still great shots)

Kyle Gauthier	Talladega Flights	160-In	Stevie Phillips	Bully for the Element	12-dart 301	Robbie Phillips	Bully for the Element
Robbie Phillips	Bully for the Element	120-In	Tolson Willis	Death Throw	12-dart 301		12-dart SCKt & 16-dart SCKt (same set)
Stevie Phillips	Bully for the Element	132-Out	Stevie Phillips	...for the Element	12-dart SCKt	Allen Smith	Bully for the Element 16-dart SCKt
Grey Jones	Talladega Flights	121-Out	(with a last turn of trip-15 / dBull / dBull that would have been a 'perfect 7m' if he had needed all 4 bulls)			Matt Ridgway & Jeff Watson, Jr.	Kids Mis-B-having 20-dart 501 & 24-dart 501 (same set)

SPRING 2025 REGULAR SEASON PERFECT THROWS

9-Marks	Joel Eason (Fringe Prime, 2/12)	Lee Powell (Show Me Your Tips, 3/12)	David Hoyt (Kids Mis-B-having, 3/5)
Aaron Vaughan (3) (Talladega..., 1/29, 3/12, 3/19)	Kevin Foushee (Darty Minds, 3/26)	Brady Price (Menace 2 Sobriety, 4/23)	Eric Klann (Fringe Prime, 3/19)
Ahmed Al-Hoory (2) (Darty Little Secrets, 4/9, 4/9)	Tommy Gelhar (Hump Day!, 4/16)	Matt Ridgway (...Mis-B-having, 3/26)	Jon Leshar (One Dart Wonders, 3/26)
Dave Finney (2) (Fringe Prime, 2/26, 4/16)	Keith Gibbs (Inconsistently Consistent, 4/2)	Scott Sautter (Shooter McGavin, 4/9)	Ian Lewis (The Dartifacts, 1/29)
Robbie Phillips (2) (Bully for the Element, 4/2, 4/23)	Simon Healy (Shark Shooters, 4/2)	Kevin Scott (Dirty Darts Done..., 2/25)	Dave McEwen (Village Idiots, 3/12)
Stevie Phillips (2) (Bully for the Element, 2/27, 4/16)	John Heath (Nein Mark, 2/27)	Mike Seward (Talladega Flights, 2/26)	Evan McMillan (Bottoms Up, 2/5)
Terron Amos (Dart Knights, 4/16)	Zeek Lea (Dart Attack, 4/9)	Chris Toolan (Shooter McGavin, 3/5)	Kevin Olson (Off Constantly..., 2/26)
Will Bennett (Show Me Your Tips, 2/26)	Ian Lewis (The Dartifacts, 2/12)	Tom Winters (Rif Raf, 2/12)	Kenny Persson (...Element, 2/26)
Merrill Bowman (Darty Minds, 3/5)	Chad Massengill (...for the Element, 3/19)	Cameron Wrenn (Nein Mark, 2/26)	David Romanchek (Nine Lives, 2/26)
Dan Butterworth (Irish Ton, 4/23)	Brayden May (Liquor Possee, 2/12)		Darren VanDyke (Bottoms Up, 1/22)
Anthony Cannizzaro (Why So Serious?, 2/24)	Patrick Merkle (Kids Mis-B-having, 4/16)	Ton-80s	Tom Winters (Rif Raf, 2/4)
Tyler Cannizzaro (Why So Serious?, 3/5)	Mike Millius (One Dart Wonders, 2/12)	Robbie Phillips (2) (Bully for the Element, 2/26, 3/19)	6-Bulls
Paddy Diamond (Rif Raf, 3/12)	Kevin Olson (Off Constantly-Reboot, 1/22)		(none reported)
Doug DiMichele (Show Me Your Tips, 4/9)	Kenny Persson (...for the Element, 1/29)	Kevin Foushee (Darty Minds, 3/5)	

SPRING 2025 REGULAR SEASON DIVISIONAL TROPHY DART AWARDS

	A division	B division	C division	D division	E division	F division	G division
High In (301 first turn only!!)	Ton-60 (1/29/25) Grey Jones Talladega Flights	Ton-20 (4/9/25) Chuck Ginger Raging Bulls	Ton-20 Chris Reid Rif Raf (1/29) Dennis Fitzgerald Nine Lives (2/26) Ahmed Al-Hoory ...Secrets (3/19) Matt Wilson ...Secrets (4/9)	Ton-20 Mike Millius ...Wonders (2/5) Pete Maierhofer Darty Sanchez(4/2)	Ton-20 Josh Hall Cheap Shots (2/5) Randy Warren Cheap Shots (3/26)	Ton-46 (3/19/25) Gerald Updyke Nein Mark	Ton-15 (2/26/25) Brian Furdon Heart of Dartness
High Out (301/501/1001)	Ton-64 (2/26/25) Keith Gibbs Inconsistently Consistent	Ton-09 (3/26/25) Phillip Eastmead Double In Stumble Out	Ton-26 (4/9/25) Ross Ludewig Wing & A Plaque	Ton-30 (4/16/25) Brady Price Menace 2 Sobriety	Ton-19 (4/16/25) David Frederickson Ton 80 Proof	Ton-52 (3/19/25) Jerrell Swepson Dart Knights	96 Jason King ...Dartness (2/21) Jose Delgado ...Dartness (3/12)
Fast Singles 301	9 darts Doug DiMichele Show Me... (2/26) Will Bennett Show Me... (4/16)	11 darts (4/23/25) Tim Bunn Hump Day!	11 darts (3/26/25) Tom Winters Rif Raf	11 darts (1/22/25) Brady Price Menace 2 Sobriety	10 darts (2/12/25) Chris Talbot Ton 80 Proof	9 darts (2/5/25) Leslie Phillips She-nanigans	12 darts (4/16/25) Brian Furdon Heart of Dartness
Fast Singles Cricket	16 darts Stevie Phillips ...Element (2/27) Aaron Vaughan Talladega... (3/19)	26 darts (4/9/25) Tim Bunn Hump Day!	18 darts (3/26/25) Jeff Rudy One Armed Bandits	22 darts Chad Clark Dirty Darts...(1/29) Mike Roberts ...Constantly (2/5) Jon Leshar ...Wonders (3/19)	21 darts (2/26/25) Shane Rawlings Waddle In, Waddle Out	22 darts Terron Amos Dart Knights (2/12) Jerrell Swepson Dart Knights (3/5)	28 darts (2/21/25) Brian Furdon Heart of Dartness
Fast Doubles Cricket	20 darts Robbie Phillips & Allen Smith ...Element (1/29) Chad Massengill & Allen Smith ...Element (3/5)	24 darts (2/5/25) Michael Bracco & Anth. Cannizzaro Why So Serious?	22 darts (4/16/25) Robb Porcelli & David Romanchek Nine Lives	24 darts (3/19/25) Adam Barnes & Marlin Brady Liquor Possee	20 darts (3/26/25) Reagan Crabtree & David Evans Bottoms Up	25 darts (3/5/25) Gerald Updyke & Brian Whitely Nein Mark	25 darts (4/23/25) John Kline & Devin McLeary Bright side of Flights
Fast Doubles 501	15 darts Dean Cusher & Stevie Phillips ...Element (3/19) Dean Cusher & Chad Massengill ...Element (3/26) Robbie Phillips & Allen Smith ...Element (3/26)	17 darts (4/23/25) Patrick Merkle & Matt Ridgway Kids Mis-B-having	16 darts (1/22/25) Matt Bailey & Brian Ouellette Wing & A Plaque	20 darts Ben Holt & Kevin Olson ...Constantly (2/26) Dan Cody & Karl Frederick Irish Ton (3/26)	18 darts (4/23/25) Frank Allison & Ray Gunner Sharky's Machine	22 darts (4/23/25) Justin Owens & Barry Thompson That's What She Said	24 darts (2/21/25) Matt Furdon & Jason King Heart of Dartness

Spring 2025 RDL Individual Season-Long Awards

SINGLES WIN PERCENTAGE

		W	L	%-age
<u>"A" Division</u>				
Stevie Phillips	A1/ Bully for the Element	23	1	0.958
<u>"B" Division</u>				
Tommy Gelhar	B4/ Hump Day!	19	3	0.864
<u>"C" Division</u>				
Bryan Hartley	C3/ Village Idiots	19	3	0.864
Matt Wilson	C2/ Darty Little Secrets	19	3	0.864
<u>"D" Division</u>				
Mike Robinson	D2/ Darty Sanchez	23	3	0.885
<u>"E" Division</u>				
Somchai Samaluk	E8/ Waddle In, Waddle Out	23	3	0.885
<u>"F" Division</u>				
Ian Lewis	F8/ The Dartifacts	19	1	0.950
<u>"G" Division</u>				
Brian Furdon	G3/ Heart of Dartness	22	0	1.000

Women's Records

(# of women by division: A-0, B-4, C-2, D-4, E-6, F-21, G-15)

[There are no women in A division.]

[No women in D and E divisions satisfied both the minimum number of games requirement and the RDL rule requiring a win percentage of 0.500 or higher to claim a singles award.]

Women - "B" Division

Michelle Shamer	B1/ Why So Serious?	11	9	0.550
-----------------	---------------------	----	---	-------

Women - "C" Division

Samantha Wilson	C2/ Darty Little Secrets	13	11	0.542
-----------------	--------------------------	----	----	-------

Women - "F" Division

Olivia Mathews	F1/ Death Throw	18	9	0.667
----------------	-----------------	----	---	-------

Women - "G" Division

Leah Jenkins	G4/ We're Sexy & We Throw	15	6	0.714
--------------	---------------------------	----	---	-------

ALL-STAR POINT AVERAGE

		ASPs	TGP	%-age
<u>"A" Division</u>				
Stevie Phillips	A1/ Bully for the Element	104.5	48	2.177
<u>"B" Division</u>				
Tommy Gelhar	B4/ Hump Day!	57.5	45	1.278
<u>"C" Division</u>				
Chris Reid	C7/ Rif Raf	34.5	35	0.986
<u>"D" Division</u>				
Guy Howes	D7/ Dirty Darts Done Dirt	63.0	54	1.167
<u>"E" Division</u>				
David Evans	E7/ Bottoms Up	64.0	48	1.333
<u>"F" Division</u>				
Jerrell Swepson	F7/ Dart Knights	73.5	54	1.361
<u>"G" Division</u>				
Tommy Nguyen	G5/ 21 Dart Salute	35.5	38	0.934

Women's Records

(# of women by division: A-0, B-4, C-2, D-4, E-6, F-21, G-15)

[There are no women in A division.]

Women's Records - "B" Division

Tara Gehring	B3/ Kids Mis-Behaving	13.5	35	0.386
--------------	-----------------------	------	----	-------

Women's Records - "C" Division

Samantha Wilson	C2/ Darty Little Secrets	22.5	48	0.469
-----------------	--------------------------	------	----	-------

Women's Records - "D" Division

Nicole Kubel	D1/ Off Constantly-Reboc	18.5	44	0.420
--------------	--------------------------	------	----	-------

Women's Records - "E" Division

Leigh Ann Fleener	E4/ Runs with Corks	14.5	41	0.354
-------------------	---------------------	------	----	-------

Women's Records - "F" Division

Leslie Phillips	F2/ She-nanigans	34.0	52	0.654
-----------------	------------------	------	----	-------

Women's Records - "G" Division

Leah Jenkins	G4/ We're Sexy & We Throw	18.0	40	0.450
--------------	---------------------------	------	----	-------

THE PLAYERS WHO BEAT THE SINGLES %-AGE WINNERS

Who beat Stevie Phillips of Bully for the Element in A division?

in 301: Scott Page (wk.5).

in cricket: (none).

Who beat Tommy Gelhar of Hump Day! in B division?

in 301: Michael Bracco (wk.12), David Hoyt (wk.13).

in cricket: Chris Peterson (wk.1).

Who beat Bryan Hartley of Village Idiots in C division?

in 301: Matthew Copple (wk.1).

in cricket: Matt Bailey (wk.3), Samantha Wilson (wk.6).

Who beat Matt Wilson of Darty Little Secrets in C division?

in 301: Eric Side (wk.8). [Needs to avoid taking on the

in cricket: David Piquet (wk.1), Tom Winters (wk.8). Rif Raf...]

Who beat Mike Robinson of Darty Sanchez in D division?

in 301: Guy Howes (wk.1), Kyle Gardner (wk.12). [Rough start to

in cricket: Guy Howes (wk.1). this singles run...]

Who beat Somchai Samaluk of Waddle In, Waddle Out in E division?

in 301: Bill McMillan (wk.4), Evan McMillan (wk.7). [Uh, needs to

in cricket: Evan McMillan (wk.7). avoid all McMillans?]

Who beat Ian Lewis of The Dartifacts in F division?

in 301: (none).

in cricket: Brian Whitley (wk.7).

Who beat Brian Furdon of Heart of Dartness in G division?

in 301: (none). in cricket: (none). [That's right... 22-0, baby.]

Who beat Leah Jenkins of We're Sexy & We Throw It in G division?

in 301: Alex Wiwel (wk.2), Aubrey Fletcher (wk.6), Brian Furdon (wk.7).

in cricket: Aubrey Fletcher (wk.6), Matt Furdon (wk.7), Tommy Nguyen (wk.10).

SPRING 2025 PENALTY SUMMARY

Once again, we were so very close to the promised land. Again, it was a season with no election ballots and no fifth week captains' meeting (the two things that often produce the most penalties), which is seemingly the first step toward that promised land of a zero-penalty season. But yet again, we were so near we could almost touch it, but it slipped away again. This season, we ended with only 2 penalties, in the same division, in the same week. So D division's week 10 was the only penalty zone we had this time around. Those 2 penalties were by different teams, totaling 28 points (one late sheet, one ineligible player in a 1001). And it turned out that the crazy ineligible player by Liquor Possee (the player hadn't played in the main body of the match) decided the division's champion! The Possee's 12-point loss flipped the title over to Darty Sanchez!

SPRING 2025 TIEBREAKER SUMMARY

Exact same tiebreaker total this season as last season, with 32 (this time with 31 in the season, 1 in the tournaments). The greatest total this time around was again in D division, where there were 8 tiebreakers. E div. was next (7), followed by B (6), G (4, including the only tournament one), F (4), C (3), and then A (which ended up having 0 tiebreakers at all).

7 teams played at least three tiebreakers, with 4 of those 7 in D, and 1 each in B, E and G divisions. The extra leg champs were Darty Sanchez in D, the only team to win three overtime games; and not coincidentally, Sanchez also takes The Cardiac Kids award as the only team to play in FIVE 1001s. And the Heartbreak Award goes to Flight Risks in G, who was one of two teams to lose three 1001s, including being the one team in any division sent home that way in the tournaments.

WHERE WE PLAY

American Legion Fuquay-Varina	919-557-5990
6400 Johnson Pond Road	Fuquay-Varina
-about 0.2 miles from Fuquay Elementary School	
Back Then Bar & Grill	984-333-0047
107 Edinburgh South Drive	Cary
-in MacGregor Village	
Backstage Pub	919-859-5411
401 Ashville Avenue	Cary
-behind Jiffy Lube right off Tryon Road	
Benny's Billiards	984-333-0101
932 NE Maynard Road	Cary
-in Reedy Creek Square, at opp. end from Food Lion	
Brass Tap & Billiards	919-876-2382
3316 Capital Boulevard	north Raleigh
-in Starmount shopping center	
Break Time Billiards	919-615-0107
6442 Tryon Road	Cary
-left of Lowe's Foods, at inter. w/ Cary Parkway	
Cleveland Draft House - Fuquay-Var	919-659-5500
1420 E. Broad Street	Fuquay-Varina
-near inter. of N Main/401/42 and Sunset Lake Rd	
Cleveland Draft House - Garner	919-771-2337
6101 NC Highway 42 West	Garner
-0.7 mile west of I-40 on NC Highway 42	
Gatsby's Bar	919-307-8000
6019 Maddry Oaks Court	Raleigh
-near intersection with Old Wake Forest Road	
High Park Bar & Grille	919-833-4527
625 E. Whitaker Mill Road	Raleigh
-near inter. of Whitaker Mill & Wake Forest Rd.	
Hot Shots Billiards & Pub	919-460-6307
107 Edinburgh South Drive	Cary
-in MacGregor Village	
The London Bridge Pub	919-838-6633
110 East Hargett Street	Raleigh
-near the corner of Hargett and Wilmington	
Lonerider Wake Forest	919-453-5977
1839 South Main Street, Suite 600	Wake Forest
-next to the Polar Ice skating rinks	
Mackey's Pub	919-435-6018
2101 South Main Street	Wake Forest
-right next to Asuka Asian Bistro	
Mac's Tavern	919-467-4114
1014 Ryan Road	Cary
-in Village Market Shopping Center	
Mulligans Arcade and Tavern	919-307-3245
176 Bratton Drive	Garner
-near Hwy. 55 Burgers, near inter. of NC-42 & I-40	
Natural Science	919-615-2444
2409 Crabtree Boulevard	Raleigh
-in Gateway Plaza, down alley behind Mordecai Beverage	
Overtime Sports Pub	919-255-9556
1030-149 N. Rogers Lane	Raleigh
-corner of Rogers Ln/US-64, in Food Lion strip mall	
The Pickled Onion #2	919-977-0031
8511 Cantilever Way	north Raleigh
-off Glenwood, in plaza behind CarMax	
Sharky's Place	919-783-5448
5800 Duraleigh Road	NW Raleigh
-in the Yuppie Center near US 70 intersection	
Snooker's-RW	919-828-7665
3520 Wade Avenue	NW Raleigh
-in Ridgewood Shopping Center	

HIT A NEWLY ADDED SUMMER BLIND DRAW?

UPPER DECK

As in many previous years, throughout the summer break the Upper Deck will be adding a weekly Wednesday blind draw for all those who just want to keep their regular dart night out rolling through the break. 8 pm start, just like normal Deck Fridays.. And they'll be adding a double shot as well, so head on over!

WALLEY'S TAVERN

But this summer, you have a second Wednesday draw option as well! Walley's in Holly Springs will be recreating their Monday draws on Wednesdays. This one starts just a touch earlier, with plans to be throwing by 7 pm each Wednesday night.

OR MAYBE YOU WANT TO ADD ANOTHER LEAGUE?

Looking to add a second league this coming season? To be honest here, some of the other leagues are not very well aligned for immediate signups, but some are! But they're all pretty cool, so give them a look, be it for now or just the future.

Brass Tap & Billiards Summer League!!

Taylor Caldwell, RDL's own League Treasurer, will once again be hosting a summer league at Brass Tap & Billiards (3316 Capital Boulevard, in the Starmount Shopping Center). \$20 per person, and the "draft" will be held May 21st (likely with a blind draw following). Play will start May 28th and run through July 23rd. There's a cap of 48 regular players, with 8 players per team. This summer offering has become so popular now though, that this season's main roster count is all full just from our earlier notices. You can still email Taylor (info on page 8) to learn more about next year, or to arrange payment if you're already in this summer.

Pro-Development Singles League (PDSL - The Upper Deck)

The PDSL that Stevie Phillips set up this past year will continue, and the specifics will remain the same. In general, it will be divs. of six players, you play two matches per week for ten weeks, facing the others in your group five times each. Play will be on Tuesdays, matches will be all 501, and divisions will be stratified by player averages (and you must have a DartConnect account). You have a bit of time to get in touch with Stevie (you can find his original league info a while back in the RDL Facebook group), as the next season won't be starting until about mid-July.

Triangle Dart League (TDL - Chapel Hill & Durham)

You also have a bit of time if you happen to be interested in the TDL, as their next registration will be in mid-July (for a likely start around the second week of August). Teams consist of 6-10 per team, and dues are \$20 per season (I think). Recent seasons have used bars in both Chapel Hill and Durham, with the list varying a bit from season to season based on team preferences & signups. Check www.ibiblio.org/ncdarts/tddl/ for the most current info.

Bull City Dart League (BCDL - Durham)

You also have quite a bit of time if you are interested in trying out one of very few handicapped steel-tip leagues anywhere. The BCDL board decided to take a couple months off this summer, so the next season will not play until August. The league is really cool once it plays though. Teams have 4-8 players, dues are \$30 per player (some of the host establishments cover half or all, so maybe ask around), and the home bars are primarily in RTP and downtown Durham. The best info. (and any updates in the coming weeks) can be found at: www.thebcdl.org

The Upper Deck	919-460-1786
329 N. Harrison Avenue	Cary
-near intersection of N. Harrison & Highway 54	
Walley's Tavern	919-910-4075
1110 Kentworth Drive	Holly Springs
-off NC-55, half a mile from S. Main Street	

Webmaster: Matt Ridgway (of Kids Mis-B-having)
contact him, if needed, at: meridgway84@gmail.com

HOW TO REACH US

Email scoresheets: jdkilts@yahoo.com or jdkilts@gmail.com

Or text scoresheets: **919-423-5766** - and we also always
recommend watching for confirmation of receipt!
(in response to either emailed or texted scoresheet images!)

Roster Addition/Change Requests (and also scheduling issues): Membership Director Heather Bohanan

New Member/Registration Fees: Treasurer Taylor Caldwell

Nomination and Election Ballots: Secretary Andrew Borgna

Grievances/Complaints/Rules Suggestions: Rules &
Grievances Director Joel Eason

2025 Board of Directors

<i>President</i>	Michael Johnson	919-413-0495 email: president@raleighdartleague.org
<i>Vice President</i>	Angela Jeffcoat	919-673-7339 email: angelamjeffcoat@gmail.com
<i>Secretary</i>	Andrew Borgna	919-889-2457 email: akborgna@gmail.com
<i>Treasurer</i>	Taylor Caldwell	919-623-9920 email: tcaldwell831@gmail.com
<i>Membership</i>	Heather Bohanan	919-819-9957 email: membership@raleighdartleague.org
<i>Rules/Grievances</i>	Joel Eason	919-227-6966 email: ajenbk@yahoo.com

Social Media Coordinator: Kim Hoover 260-413-6173
email: biz.krhoover@gmail.com

League Statistician/Editor: Jason Kilts 919-423-5766
email: jdkilts@yahoo.com or jdkilts@gmail.com

"HOT DARTS" LISTING GUIDELINES

Here are the guidelines that will be used for the minimum number of all-star points each week for the "hot darts" page.
"A" Div. = 4.5 or more ASPs; "B" Div. = 4.0 or more ASPs
"C, D" Divisions = 3.5 or more ASPs
"E, F" Divs. = 3.0 or more ASPs; "G" = 2.5 or more ASPs
Also, we will list any fast games (24-dart cricket games, 15-dart 301s, 24-dart 501s, or fewer), Ins or Outs higher than a Ton, or perfect or near-perfect throws (Ton-70s and up, 8m+, 5-Bulls+).
Extra note: it's also ok to call in "fast games" in each set, even if they don't necessarily meet the maximum dart counts above.

SEASON-LONG TROPHY DART MINIMUM GAMES PLAYED REQUIREMENTS

To be eligible for all-star point ave. & singles win %-age awards, you must play at least 66% of this season's projected games:

for Divisions "A", "B", "C" and only teams G3 and G7
from "G" (7 teams / division):

Singles win %-age: min. of 16 Singles Games Played

All-star pt. Average: min. of 32 Total Games Played

for teams G1, G2, G4 and G6 (due to 1 forfeit received):

min. of 15 Singles Games Played, 30 Total Games Played

for team G5 (due to 2 forfeits received):

min. of 14 Singles Games Played, 27 Total Games Played

for Divisions "D", "E" and "F" (8 teams / division):

Singles win %-age: min. of 19 Singles Games Played

All-star pt. Average: min. of 37 Total Games Played

CALENDAR OF EVENTS

Wed. May 21 Brass Tap Summer League - team draft

May 30-Jun 1 Wreck at the Deck, (ADO); (see page 20)

Mon., June 2 RDL Board Meeting

June 13-15 Central VA Dart Classic, (ADO); (see pg. 20)

Sat., June 14 NC City Dart League & NC Ladies' Cup

NCCDL: Ashe@Ral, CapArea@Char, WakeF@PCity, Boone@Dur, Jack@Pied, Pine@Gboro, LakeN@Fay, (Bye - ChHill)

NCLC: Ashe@Apex, CapArea@Char, FuqVar@PCity, Jack@Pied, Pine@Gboro, (Byes - Dur, SneadsF)

June 27-29 Firecracker Open, (ADO); (see page 21)

Sat., June 28 Franey Memorial Tournament (see page 21)

July 11-13 32nd Charlotte Open, (ADO); (see page 22)

Sat., July 19 NCCDL/NCLC match weekend

Wed., July 23 Fall 2025 RDL registration, Upper Deck
(and online registration in the few days prior)

July 24-27 Music City Classic, (ADO); (see page 22)

Mon., July 28 RDL Board Meeting

Wed., Aug. 6 Fall 2025 RDL Preseason Captains' Meeting

Wed., Aug. 13 Fall 2025 first night of match play

Mon., Sep. 15 Fall 2025 RDL Fifth Week Captains' Mtg.

Wed., Nov. 19, Dec. 3/10 - Fall 2025 RDL Div. Tournaments

Sat., Dec. 13 Fall 2025 - Season Banquet, location TBD

Other Local Weekly Leagues

Tuesdays - Bull City Dart Lg., Dur., <http://www.thebcdl.org/>

Tuesdays - Pro-Development Singles Lg., Upper Deck

Thursdays - Triangle Dart League, Chapel Hill

<https://www.ibiblio.org/ncdarts/tdl/>

Weekly Blind Draws - Over the years, many blind draws have come and gone. If any of these folds or if any others start up, please let me know and I'll update this list. Thanks.

=> *(this one is SUMMER BREAK-ONLY, and has the same*

=> *features as the Friday draw below, but with a double shot)*

=> **Wed., 8 pm Upper Deck**, 919-460-1786, 329 N.Harrison
(double elim., \$5 entry, bar matches the pot, plus triple shot!)

Fri., 8 pm Upper Deck, 919-460-1786, 329 N.Harrison
(2nd and 4th Fridays each month, double elim., \$10 entry)

Fri., 6:30 pm Cleveland Draft House, 1420 E Broad St, F-V
(\$10 entry, plus a triple shot and a 50/50 drawing)

Sat., 12:30 pm Back Then Bar & Grill, 984-333-0047,
107 Edinburgh S Dr, Cary; MacGregor Village
(this one is \$5 entry, bar matches 150% if 16+ players!)

=> **Sun., 6 pm Sharky's Place**, 919-783-5448, 5800 Duraleigh
(this one is SUMMER BREAK-ONLY, and has

=> *the same features as the Monday draw below)*

=> **Wed., 7 pm Walley's Tavern**, 919-910-4075, 1110 Kentworth
(this one is double elim., \$5 entry, bar matches the pot...)

now being played in a 501 & standard cricket format!!)

Mon., 6:45 pm Walley's Tavern, 919-910-4075,
1110 Kentworth Drive, Holly Springs

(this one is LADIES ONLY, often last Monday of the month

- \$5 entry, bar matches the pot, dates posted monthly)

Mon., 7:30 pm Upper Deck, 919-460-1786, 329 N.Harrison

PENALTY LOG

Late scoresheet (16 pts.): Dirty Darts Done Dirt... (D,wk.10).

Ineligible player (any match win, all points, all statistics):
Liquor Possee (D,wk.10; 12 points).

THE FIFTY-FIFTH SEMI-ANNUAL EDITION OF : JK'S DIVISIONAL ALL-STAR TEAM PICKS

(Players within each division are listed alphabetically) (Players are chosen any way I damn well please - not purely by the numbers!)

(This is not purely my own guesses at who is simply the best thrower, but also who is important to their team, who is good in the clutch, etc.)

Divisional MVPs

All of RDL	Stevie Phillips	Bully for the Element
A Division	Stevie Phillips	Bully for the Element
B Division	Mike Cole	Why So Serious?
C Division	Tommy Beaird	Wing & A Plaque
D Division	Mike Robinson	Darty Sanchez
E Division	David Evans	Bottoms Up
F Division	Jerrell Swepson	Dart Knights
G Division	Brian Furdon	Heart of Dartness

"A" Division (oh, I needed a couple more here)

Kyle Gauthier	Talladega Flights	Smoothest, most dangerous assassin.
Mike Jones	Dart Attack	Let a few slip, but he's still a beast.
Chad Massengill	Bully for the Element	Mr. Finals Monster had three 11-1 sets.
Robbie Phillips	Bully for the Element	I bet he thinks this was a down season.
Stevie Phillips	Bully for the Element	In control of every game all the time.
Allen Smith	Bully for the Element	Back to living in the upper echelon.
Aaron Vaughan	Talladega Flights	Raced up the A ranks this season.
Jesse Velazquez	Show Me Your Tips	Leader of the new A div. contender.

"B" Division

Tim Bunn	Hump Day!	All of a sudden a very good 2nd fiddle.
Kent Butters	Double In Stumble	(Singles beast just got by in doubles.
Mike Cole	Why So Serious?	Big gun pushed his team to season title.
Phillip Eastmead	Double In Stumble	(Led the Stumblers to tourney Mugs.
Tommy Gelhar	Hump Day!	This was one hell of a return to RDL.
Chuck Ginger	Raging Bulls	Superb 301 starter was solid all the way.
David Hoyt	Kids Mis-B-having	Most dangerous for tough upset team.
Shane Murray	The Outlaws	Full time, part time, always a problem.

"C" Division

Ahmed Al-Hoory	Darty Little Secrets	When every set is 7-4 or better... nice.
Matt Bailey	Wing & A Plaque	Made the squad on strength of two sets.
Tommy Beaird	Wing & A Plaque	Most important piece of C's best squad.
Jack Gibson	Nine Lives	An emergent season for longtime Niner.
Bryan Hartley	Village Idiots	I guess we just don't expect him in wk14.
Mike Lamb	Wing & A Plaque	We will just call the DCkt an aberration.
Jeff Rudy	One Armed Bandits	Just got better from set to set to set.
Matt Wilson	Darty Little Secrets	Oh, if he could roll doubles like singles.

"D" Division (pew, lots of candidates in this one)

Ryan Bathurst	Liquor Possee	Winning nearly 80% for Mug winners.
Chad Clark	Dirty Darts Done Di	Clear lead gun if on many other teams.
Karl Frederick	Irish Ton	Super nasty in cricket... passable in '01.
Guy Howes	Dirty Darts Done Di	An A wolf in some D sheep's clothing.
Brayden May	Liquor Possee	His multi-step in divisions was no issue.
Kevin Olson	Off Constantly-Reb	Two good sets, and two amazing sets.
Brady Price	Menace 2 Sobriety	Quite nasty in cricket, and good in '01.
Mike Robinson	Darty Sanchez	Imagine the div. winners without him...

"E" Division

Reagan Crabtree	Bottoms Up	What a pure monster in first three sets.
Sebastian Dehnell	Ton 80 Proof	Once 301 was over, became a crusher.
David Evans	Bottoms Up	Does he stay? Or does he jump ship?
Michael Hawks	Bottoms Up	Wins are sooo much tastier than ASPs.
Evan McMillan	Bottoms Up	League's top clutch doubles winner?
Somchai Samaluk	Waddle In, Waddle	Obvious why he used to roll well in A.
John Schaefer	Sharky's Machine	Singles trailed only the super E duo.
Parker Stark	Bangin The Wire	Nothing flashy, just really solid results.

"F" Division (man, this set sooo needed 10 instead of 8)

Terron Amos	Dart Knights	Completes 1-2 punch for Mug winners.
Aaron Campbell	Sofa Kings	A little lesser in doubles, still so good.
Roger Keim	Sofa Kings	Superb season for rock steady captain.
Ian Lewis	The Dartifacts	Absolutely owned all sets all season.
Steve Massey	The Dartifacts	How the heck is he any team's #2?
Juan Mata-Adams	The Dartifacts	After slow 301, shot out of a cannon.
Jerrell Swepson	Dart Knights	I feel like I MVP this guy a lot, no?
Brian Whitley	Nein Mark	That guy nobody ever wants to draw.

"G" Division

Brian Furdon	Heart of Dartness	One of winningest seasons ever in RDL.
Matt Furdon	Heart of Dartness	When 8-3 is your worst set record...yo.
Paul Grochocinski	Flight Risks	Kind of a slow 501 finish, the rest is hot.
Leah Jenkins	We're Sexy & We T	New top gun for division runners-up.
Mike Jones	We're Sexy & We T	Just really solid across all four sets.
John Kline	Bright side of Flight	Been awesome since his first RDL day.
Jim Nicklaus	Flight Club	If he's full team, he's an MVP candidate.
Abaddon Quintana	Flight Risks	Cricket leader for the oh-so-close team.

QUICK STAT TIDBITS

-The **Quadruple Double Award** winners (double-digit wins in all 4 sections): With four divisions playing with a bye, it would be pretty likely if this category of 10+ wins in every set would be limited to D, E, or F divisions. But that isn't how it played out! We have two club members, with one on a short schedule! We also have four more honorable mention categories for really close stuff. First, our Honorable Mentions are: *Chad Massengill* of Bully for the Element in A (three 11-win sets, in a 7-team division), *Mike Robinson* of Darty Sanchez in D (three 11+ win sets and a 9-win set), *Jerrell Swepson* of Dart Knights in F (three 12-win sets), and *Brian Furdon* of Heart of Dartness in G (four 9+ win sets including two 11-win sets, in a 7-team division). Leaving us our two club members with all 10+ win sets: **Guy Howes** of Dirty Darts Done Dirt Cheap in D, and **Stevie Phillips** of Bully the Element in A (which is only a 7-team division!) -**IronMan/Woman Award**: Four divisions (A, B, C, G) only played 12 matches (and one of those had a team forfeit out!), so obviously those will lag behind in this category unless something crazy happens. And things once again held to that predictable form... This season's IronMan is **Brady Price** of Menace 2 Sobriety in D division with 60 games played. The honorable mentions for other division leaders included: *Matt Byrne* & *Darren Schmaus* of Inconsistently Consistent in A, with 49; *Michael Bracco* of Why So Serious? in B, with 50; *Samantha Wilson* of Darty Little Secrets in C, with 50; *Andy Bowen* & *Parker Stark* of Bangin the Wire, and *Thorbjorn Gylfason* & *Dakota Helton* of Rippin Darts in E, all with 58; *Roger Keim* of Sofa Kings in F, with 58; and *Brian Furdon* of Heart of Dartness (the only team to play 12 matches) in G, with 45 -**The Team Attendance Award** winners: The days of a six-player lineup are mostly in the past, so the closest we usually get to these now are teams that ran with only seven all season (and that's exactly what we have this time around). While a few teams bled over into just a few games for an eighth thrower, there were three that went with no more than seven: Inconsistently Consistent in A division, Shooter McGavin in C division, and Menace 2 Sobriety in D division.

MY PRESEASON, WEEKLY, & TOURNEY PREDICTION RESULTS

As usual, I'm left with the option of trying to bluff my way through this part, or just telling the truth. And since I know some of you squirrel away every last thing I've ever written about your team, I will again give real results...bummer. Sometimes these results can border on embarrassing...

In my preseason picks (usually the toughest every season given imminent roster changes/additions), I was...passable. I got three division winners and another of my picks won the tournament, so not too bad. In A, I simply put a lot more faith in Fringe than it turns out was warranted. In B, my pick won the Mugs, and my #2 won the season, but I also oversold the Kids. In C, I got the top two again, but then somehow had the Idiots in 3rd...eek. In D, my team lost a key player just two weeks in and dropped a couple spots; I also oversold Off Constantly in a big way. In E...I took...Bangin. Nothing else in E matters. Yikes. In F, I had the top two down in the middle instead. And then in G, I pretty much nailed the entire thing with only minor alterations.

My weekly prediction results you can peruse pick-for-pick on the other side of this sheet of paper. As noted on that page, I kind of love all the A, C, F, and G teams. The other divisions I could leave behind...Only The Outlaws (again!!) and Bangin The Wire fooled me more often than not, and they both did so by pretty remarkable margins. I ended up 227-103 (68.8% correct) for the season, which was similar to last year, but a little behind other recent seasons.

Last but not least were my tournament predictions...Often when we jump to best-of-3, my picks get stronger, despite the fact that I'm picking semifinals and finals that I conceivably could have wrong before the matches are even played. This season, I kind of went back to my normal pick rate style, doing pretty well early and in the semis. I posted a 17-6 record in the quarterfinals, and was then a strong 11-3 in the semifinals. Then I got 4 of 7 Mug winners (with another upset bid that was up 11-7 but lost, ack!). That left me at 32-12 (so almost 73% correct, even with having to pick rounds in advance). Plus, my Surest Things all came through, and my Dark Horses made a couple finals!

JK'S TEAM-BY-TEAM, WEEK-BY-WEEK MATCH PREDICTION RESULTS

(I introduced this page forty-one seasons ago, and it has become almost expected as a newsletter staple. Feast your eyes on the success...)

For several years, many of you have taken no greater pleasure in your weekly darting endeavors than to email or text me and point out to me just how wrong I was in my prediction of your match result. On a related note, I have noticed that many of you seem to have relatively selective memories saving only the weeks when I was wrong. Further, many others of you regularly embellish your statistics of how often you fool me. It's not so easy to get away with those rambles anymore, however, as you can see below. Each W is a week when I picked your match correctly, and each L is one I picked incorrectly. Division totals are to the right of the team totals, weekly totals are at the bottom, and in the space between the 14 weeks and the team totals, the seven 'o' symbol indicate teams for which I was only 0.500, and the two 'x' symbols indicate the teams that fooled me more often than not. **[It's pretty evident that the biggest 'issue' teams here live mostly in B and E divisions, although I'm also not in love with you D division goobers. None of you are as big of a problem as The Outlaws and Bangin The Wire, though... seriously, I'm just lost there. - JK]**

	wk1	wk2	wk3	wk4	wk5	wk6	wk7	wk8	wk9	wk10	wk11	wk12	wk13	wk14	Right	Wrong	Overall
A1/ Bully for the Element	-	W	W	W	W	W	W	-	W	W	W	W	W	W	12	0	68.79%
A2/ Fringe Prime	W	L	W	W	-	L	W	W	W	W	W	-	L	W	9	3	227 103
A3/ Talledega Flights	L	W	-	W	W	W	W	L	W	-	W	W	W	W	10	2	
A4/ Dart Attack	L	-	W	W	W	L	W	W	-	W	W	W	L	W	9	3	
A5/ Show Me Your Tips	L	L	W	-	W	W	L	L	W	W	-	W	W	W	8	4	A Division
A6/ Darty Minds	L	W	W	W	W	-	L	W	W	W	L	W	-	W	9	3	80.95%
A7/ Inconsistently Consistent	W	W	W	W	W	W	-	W	W	W	L	W	W	-	11	1	34 8
B1/ Why So Serious?	W	L	L	-	W	W	L	W	L	L	-	L	W	W o	6	6	
B2/ Double In Stumble Out	W	-	L	W	W	W	W	W	-	L	W	W	W	L	9	3	
B3/ Kids Mis-B-having	-	L	L	W	W	L	L	-	W	W	W	W	W	W	8	4	
B4/ Hump Day!	L	W	-	L	W	L	W	W	W	-	W	L	W	L	7	5	
B5/ Raging Bulls	W	L	L	L	W	-	L	W	W	L	W	W	-	L o	6	6	B Division
B6/ The Outlaws	L	L	L	W	-	L	L	W	L	L	W	-	W	L x	4	8	59.52%
B7/ Mulligan's Mafia	W	W	L	W	W	L	-	W	W	W	W	W	W	-	10	2	25 17
C1/ Shooter McGavin	W	W	-	L	L	L	W	W	W	-	W	W	W	W	9	3	
C2/ Darty Little Secrets	W	W	W	-	L	W	L	W	L	W	-	W	W	W	9	3	
C3/ Village Idiots	W	-	W	L	W	W	W	W	-	W	L	W	W	W	10	2	
C4/ One Armed Bandits	-	W	L	L	W	L	L	-	W	W	W	W	W	W	8	4	
C5/ Nine Lives	W	W	W	L	-	W	W	W	W	W	W	-	W	W	11	1	C Division
C6/ Wing & A Plaque	W	W	W	L	W	-	W	W	L	W	W	W	-	W	10	2	78.57%
C7/ Rif Raf	W	W	L	L	W	W	-	W	W	W	L	W	W	-	9	3	33 9
D1/ Off Constantly-Reboot	L	W	L	W	L	W	L	W	W	L	W	W	W	W	9	5	
D2/ Darty Sanchez	W	L	W	L	L	W	L	L	W	L	L	W	W	W o	7	7	
D3/ Menace 2 Sobriety	W	W	W	W	L	L	L	W	W	L	W	W	L	W	9	5	
D4/ Red-eye Rangers	W	L	W	L	L	L	L	W	W	W	L	W	L	W o	7	7	
D5/ Liquor Possee	W	W	W	L	L	L	W	W	W	L	W	W	L	W	9	5	
D6/ One Dart Wonders	W	L	L	L	L	W	W	W	W	L	W	W	L	W	8	6	D Division
D7/ Dirty Darts Done Dirt Cheap	W	W	W	L	L	L	W	L	W	W	L	W	L	W	8	6	57.14%
D8/ Irish Ton	L	L	W	L	L	W	W	W	W	L	L	W	L	W o	7	7	32 24
E1/ Bangin The Wire	L	L	L	L	W	W	L	W	L	W	L	W	L	L x	5	9	
E2/ Ton 80 Proof	W	W	L	L	W	W	L	W	W	L	L	L	W	L o	7	7	
E3/ Rippin Darts	W	L	W	L	W	W	W	L	W	W	L	L	W	L	8	6	
E4/ Runs with Corks	W	W	L	L	W	W	W	W	L	L	L	W	L	L o	7	7	
E5/ Cheap Shots	W	W	L	L	W	W	W	W	W	W	W	L	W	L	10	4	
E6/ Sharky's Machine	W	L	L	W	W	W	W	L	L	L	W	W	W	L	8	6	E Division
E7/ Bottoms Up	W	W	W	W	W	W	W	W	L	W	W	W	W	W	13	1	58.93%
E8/ Waddle In, Waddle Out	L	L	L	L	W	W	W	W	W	L	W	L	W	W	8	6	33 23
F1/ Death Throw	L	W	W	W	W	W	W	W	W	W	W	L	W	W	12	2	
F2/ She-nanigans	W	W	W	W	W	W	W	W	W	W	W	L	W	W	13	1	
F3/ That's What She Said	L	W	W	W	L	W	W	W	W	L	L	W	W	W	10	4	
F4/ Sofa Kings	W	W	W	L	W	W	W	L	W	L	L	L	L	W	8	6	
F5/ Shark Shooters	W	W	L	W	W	W	W	L	W	W	W	L	W	W	11	3	
F6/ Nein Mark	L	W	L	L	W	W	W	W	W	W	L	L	W	W	9	5	F Division
F7/ Dart Knights	W	W	W	W	W	W	W	W	W	W	L	L	W	W	12	2	76.79%
F8/ The Dartifacts	L	W	W	W	L	W	W	W	W	W	W	W	L	W	11	3	43 13
G1/ Flight Risks	W	W	-	W	L	W	L	W	L	-	fft	L	W	W	7	4	
G2/ Flight Club	W	W	W	-	W	L	L	L	L	fft	-	W	W	W	7	4	
G3/ Heart of Dartness	W	-	W	W	W	W	W	W	-	W	W	W	W	W	12	0	
G4/ We're Sexy & We Throw It	-	W	W	W	L	L	W	-	fft	W	W	L	W	W	8	3	
G5/ 21 Dart Salute	W	W	W	W	-	fft	L	W	L	W	W	-	fft	L	7	3	G Division
G6/ Bright side of Flights	W	W	W	W	W	-	L	L	L	W	W	fft	-	L	7	4	75.00%
G7/ Game of Throws	W	W	W	W	W	fft	-	W	fft	fft	fft	fft	fft	-	6	0	27 9
Right:	17	17	15	13	17	16	15	19	17	15	15	16	17	18			
Wrong:	7	7	9	11	7	7	9	5	6	8	8	7	6	6			
forfeited:	-	-	-	-	-	1	-	-	1	1	1	1	1	-			

	Week 1		Week 2		Week 3		Week 4		Week 5		Week 6		Week 7		Week 8		Week 9		Week 10		Week 11		Week 12		Week 13		Week 14	
RDL - Spring, 2025	vs.	W/L Pts.	vs.	W/L Pts.	vs.	W/L Pts.	vs.	W/L Pts.	vs.	W/L Pts.	vs.	W/L Pts.	vs.	W/L Pts.	vs.	W/L Pts.	vs.	W/L Pts.	vs.	W/L Pts.	vs.	W/L Pts.	vs.	W/L Pts.	vs.	W/L Pts.	vs.	W/L Pts.
A1/ Bully for the Element	Bye	- -	A6	W 20	a7	W 21	A4	W 22	a5	W 15	A3	W 17	a2	W 21	Bye	- -	a6	W 22	A7	W 22	a4	W 15	A5	W 16	a3	W 14	A2	W 19
A2/ Fringe Prime	A7	W 20	a5	L 10	A6	W 15	a3	L 11	Bye	- -	a4	L 7	A1	L 3	a7	W 15	A5	L 6	a6	W 20	A3	L 7	Bye	- -	A4	L 10	a1	L 5
A3/ Talledega Flights	A5	W 16	a7	W 17	Bye	- -	A2	W 13	a6	W 14	a1	L 7	A4	W 20	a5	L 11	A7	W 17	Bye	- -	a2	W 17	A6	W 14	A1	L 10	a4	W 18
A4/ Dart Attack	a6	L 10	Bye	- -	A5	L 3	a1	L 2	a7	W 18	A2	W 17	a3	L 4	A6	L 11	Bye	- -	a5	L 4	A1	L 9	A7	W 16	a2	W 14	A3	L 6
A5/ Show Me Your Tips	a3	L 8	A2	W 14	a4	W 21	Bye	- -	A1	L 9	a7	W 18	a6	L 9	A3	W 13	a2	W 18	A4	W 20	Bye	- -	a1	L 8	A7	W 21	a6	W 16
A6/ Darty Minds	A4	W 14	a1	L 4	a2	L 9	A7	W 18	A3	L 10	Bye	- -	A5	W 15	a4	W 13	A1	L 2	A2	L 4	a7	L 11	a3	L 10	Bye	- -	a5	L 8
A7/ Inconsistently Consistent	a2	L 4	A3	L 7	A1	L 3	a6	L 6	A4	L 6	A5	L 6	Bye	- -	A2	L 7	a3	L 7	a1	L 2	A6	W 13	a4	L 8	a5	L 3	Bye	- -
B1/ Why So Serious?	B7	W 20	b6	W 16	b5	L 10	Bye	- -	b4	W 14	b2	W 13	B3	L 12	b7	W 15	B6	L 9	B5	W 13	Bye	- -	B4	W 16	B2	W 18	b3	W 13
B2/ Double In Stumble Out	b5	W 12	Bye	- -	b6	L 10	B7	W 14	b3	W 17	B1	L 7	b4	L 7	B5	L 10	Bye	- -	B6	W 12	b7	W 13	B3	W 15	b1	L 6	B4	W 14
B3/ Kids Mis-B-having	Bye	- -	B5	L 9	b7	L 9	B6	L 11	B2	L 7	b4	W 13	b1	W 12	Bye	- -	b5	L 10	B7	W 13	b6	L 9	b2	L 9	B4	L 11	B1	L 8
B4/ Hump Day!	B6	L 5	b7	W 16	Bye	- -	B5	W 14	B1	L 10	B3	L 11	B2	W 17	b6	W 14	B7	W 19	Bye	- -	b5	W 12	b1	L 8	b3	W 13	b2	L 10
B5/ Raging Bulls	B2	L 12	b3	W 15	B1	W 14	b4	L 10	b7	W 17	Bye	- -	B6	L 12	b2	W 14	B3	W 14	b1	L 11	B4	L 12	B7	W 12	Bye	- -	b6	W 14
B6/ The Outlaws	b4	W 19	B1	L 8	B2	W 14	b3	W 13	Bye	- -	B7	L 9	b5	W 12	B4	L 10	b1	W 15	b2	L 12	B3	W 15	Bye	- -	b7	W 13	B5	L 10
B7/ Mulligan's Mafia	b1	L 4	B4	L 8	B3	W 15	b2	L 10	B5	L 7	b6	W 15	Bye	- -	B1	L 9	b4	L 5	b3	L 11	B2	L 11	b5	L 12	B6	L 11	Bye	- -
C1/ Shooter McGavin	c6	L 10	C7	W 15	Bye	- -	c5	L 9	C2	W 13	C4	W 16	c3	W 15	C6	L 11	c7	W 13	Bye	- -	C5	L 12	c2	L 11	c4	W 16	C3	W 21
C2/ Darty Little Secrets	c7	W 13	C6	L 10	c5	W 17	Bye	- -	c1	L 11	C3	W 14	c4	L 11	C7	W 12	c6	W 14	C5	W 18	Bye	- -	C1	W 13	c3	W 16	C4	W 12
C3/ Village Idiots	C5	W 13	Bye	- -	c6	L 5	C7	L 11	c4	L 9	C2	L 10	C1	L 9	c5	L 7	C6	- -	C5	L 6	C7	W 14	c6	L 6	c3	L 8	c1	L 3
C4/ One Armed Bandits	Bye	- -	c5	L 6	c7	W 13	C6	W 14	C3	W 15	c1	L 8	C2	W 13	Bye	- -	C5	L 6	C7	W 14	c6	L 6	c3	W 16	C1	L 8	c2	L 12
C5/ Nine Lives	c3	L 11	C4	W 17	C2	L 7	C1	W 12	Bye	- -	C7	W 17	c6	L 8	C3	W 17	c4	W 15	c2	L 6	c1	W 12	Bye	- -	c7	W 16	C6	L 8
C6/ Wing & A Plaque	C1	W 14	c2	W 14	C3	W 19	c4	L 10	c7	W 14	Bye	- -	C5	W 16	c1	W 13	C2	L 10	c3	W 18	C4	W 18	C7	W 18	Bye	- -	c5	W 16
C7/ Rif Raf	C2	L 11	c1	L 9	C4	L 11	c3	W 13	C6	L 10	c5	L 7	Bye	- -	c2	L 12	C1	L 11	c4	L 10	C3	L 10	c6	L 6	C5	L 8	Bye	- -
D1/ Off Constantly-Reboot	D8	L 10	d7	L 6	D6	L 10	d3	L 11	D5	L 10	D2	L 11	d4	W 14	D7	L 8	D6	W 14	d5	W 12	D4	W 13	D5	L 8	d2	L 9	D4	W 17
D2/ Darty Sanchez	D7	L 6	d8	W 15	d5	L 12	D4	W 14	D6	W 16	d1	W 13	D3	W 12	d7	W 14	D8	W 14	d6	W 12	D3	L 12	d6	W 14	D1	W 15	d3	W 12
D3/ Menace 2 Sobriety	d6	W 19	D5	W 14	d8	W 13	D1	W 13	D7	W 13	d4	L 11	d2	L 12	D6	W 13	d5	L 8	D8	L 6	d1	L 11	d7	L 9	D4	W 12	D2	L 12
D4/ Red-eye Rangers	d5	L 6	D6	L 7	D7	L 12	d2	L 10	d8	W 14	D5	W 13	D1	L 10	D5	L 8	d6	L 8	d7	L 7	D2	W 12	D8	L 11	d3	L 12	d1	L 7
D5/ Liquor Possee	D4	W 18	d3	L 10	D2	W 12	d6	L 11	D1	W 14	d7	W 15	D8	W 12	d4	W 16	D3	W 14	d2	L 12	D6	W 13	d1	W 16	D7	W 13	d8	W 14
D6/ One Dart Wonders	D3	L 5	d4	W 17	d1	W 14	D5	W 13	d2	L 8	d8	L 4	D7	L 10	d3	L 11	D4	W 15	D1	L 10	d5	L 11	D2	L 10	D8	W 13	d7	L 8
D7/ Dirty Darts Done Dirt Cheap	D2	W 18	d1	W 18	d4	W 12	D8	L 11	d3	L 11	D5	L 9	d6	W 14	D2	L 10	d1	W 16	D4	W 17	d8	L 11	D3	W 15	d5	L 11	d6	W 16
D8/ Irish Ton	d1	W 14	D2	L 9	D3	L 11	d7	W 13	D4	L 10	D6	W 20	d5	L 12	D1	W 16	d2	L 10	d3	W 18	D7	W 13	d4	W 13	d6	L 11	D5	L 10
E1/ Bangin The Wire	e8	L 12	E6	L 9	E5	L 5	e3	L 8	e7	L 8	E4	L 8	E2	W 18	E8	L 12	e6	W 13	e5	L 8	E3	L 10	E7	L 7	e4	W 14	e2	W 14
E2/ Ton 80 Proof	E7	L 7	e5	L 10	E6	W 15	e4	L 11	E8	L 11	E3	W 13	e1	L 6	e7	L 8	E5	L 8	e6	W 16	E4	W 20	e8	W 15	e3	W 12	E1	L 10
E3/ Rippin Darts	e6	W 15	E8	L 9	e7	L 5	E1	W 16	E5	L 12	e2	L 11	e4	L 11	E6	L 8	e8	L 11	E7	L 5	e1	W 14	e5	W 16	E2	L 12	E4	W 14
E4/ Runs with Corks	E5	L 7	e7	L 8	e8	W 13	E2	W 13	e6	W 12	e1	W 16	E3	W 13	e5	L 10	E7	W 13	E8	L 9	e2	L 4	E6	W 14	E1	L 10	e3	L 10
E5/ Cheap Shots	e4	W 17	E2	W 11	e1	W 15	E8	L 10	e3	W 12	e7	L 5	E6	W 15	E4	W 14	e2	W 12	E1	W 16	e8	L 10	E3	L 8	E7	L 6	e6	L 12
E6/ Sharky's Machine	E3	L 9	e1	W 15	e2	L 9	E7	L 12	E4	L 12	e8	L 9	e5	L 9	e3	W 16	E1	L 11	E2	L 8	e7	L 8	e4	L 8	E8	L 5	E5	W 12
E7/ Bottoms Up	e2	W 17	E4	W 16	E3	W 19	e6	W 12	E1	W 16	E5	W 19	e8	W 20	E2	W 16	e4	L 11	e3	W 16	E6	W 15	e1	W 17	e5	W 18	E8	W 17
E8/ Waddle In, Waddle Out	E1	W 12	e3	W 15	E4	L 11	e5	W 14	e2	W 13	E6	W 15	E7	L 4	e1	W 12	E3	W 13	e4	W 15	E5	W 14	E2	L 9	e6	W 19	e7	L 7
F1/ Death Throw	f8	L 10	F4	W 13	f2	W 17	F5	W 20	f6	W 13	F7	L 11	f3	W 20	F8	L 9	f4	W 18	F2	W 20	f5	W 12	F6	L 11	f7	L 9	F3	W 15
F2/ She-nanigans	f7	L 6	F3	L 9	F1	L 7	f8	L 4	F5	L 11	f6	L 9	f4	L 8	F7	L 5	f3	L 10	f1	L 4	F8	L 9	f5	W 13	F6	L 9	F4	L 12
F3/ That's What She Said	F6	L 5	f2	W 15	f4	L 11	F7	L 9	F8	W 13	f5	W 13	F1	L 4	f6	L 8	F2	W 14	f4	L 10	f7	W 14	f8	L 5	F5	W 14	f1	L 8
F4/ Sofa Kings	F5	L 10	f1	L 11	F3	W 13	F6	W 12	f7	L 9	f8	L 11	F2	W 16	f5	W 17	F1	L 6	f3	W 14	f6	W 15	F7	W 14	F8	W 13	f2	W 12
F5/ Shark Shooters	f4	W 14	F8	L 9	F6	W 13	f1	L 4	f2	W 13	F3	L 11	F7	L 7	F4	L 7	f8	L 3	f6	L 9	F1	L 12	F2	L 11	f3	L 7	f7	L 10
F6/ Nein Mark	f3	W 19	F7	L 10	f5	L 11	f4	L 12	F1	L 11	F2	W 15	f8	L 11	F3	W 16	f7	L 12	f5	W 15	F4	L 8	f1	W 13	f2	W 15	F8	L 11
F7/ Dart Knights	F2	W 18	f6	W 14	F8	L 7	f3	W 15	F4	W 15	f1	W 13	f5	W 17	f2	W 19	F6	W 12	f8	L 9	F3	L 10	f4	L 10	F1	W 15	F5	W 14
F8/ The Dartfacts	F1	W 13	f5	W 15	f7	W 17	F2	W 18	f3	L 11	F4	W 13	f6	W 13	f1	W 15	F5	W 21	F7	W 15	f2	W 15	F3	W 18	f4	L 11	f6	W 13
G1/ Flight Risks	g5	W 16	G6	W 19	Bye	- -	G7	W 14	G4	L 10	g3	L 5	g2	W 17	G5	W 12	g6	L 12	Bye	- -	g7	W 16	g4	W 16	G3	L 12	G2	W 14
G2/ Flight Club	g6	L 11	G5	L 10	g7	W 16	Bye	- -	G3	L 8	g4	W 14	G1	L 7	G6	W 14	g5	W 13	G7	W 16	Bye	- -	g3	L 11	G4	L 5	g1	L 10
G3/ Heart of Dartness	G7	W 19	Bye	- -	g6	W 21	G5	W 17	g2	W 13	G1	W 19	G4	W 15	g7	W 15	Bye	- -	G6	W 16	g5	W 16	G2	W 13	g1	W 12	g4	W 14
G4/ We're Sexy & We Throw It	Bye	- -	g7	W 18	g5	W 13	G6	W 16	g1	W 14	G2	L 10	g3	L 9	Bye	- -	G7	W 16	G5	W 18	g6	W 19	G1	L 8	g2	W 19	G3	L 10
G5/ 21 Dart Salute	G1	L 8	g2	W 14	G4	L 11	g3	L 7	Bye	- -	G7	W 16	g6	L 10	G2	L 12	G1	L 11	g4	L 6	G3	L 5	Bye	- -	g7	W 16	G5	W 11
G6/ Bright side of Flights	G2	W 13	g1	L 5	G3	L 3	g4	L 8	g7	W 16	Bye	- -	G5	W 14	g2	L 10	G1	W 12	g3	L 8	G4	L 5	G7	W 16	g6	- -	g5	L 10
G7/ Game of Throws	g3	L 5	G4	L 6	G2	L 8	g1	L 8	G6	L 8	g5	L 0	Bye	- -	G3	L 6	g4	L 0	g2	L 0	G1	L 0	g6	L 0	G5	L 0	Bye	- -

I now run this column during seasons in which I've included trivia questions all season. Each question is listed exactly as it was during the season, so there is potential for a question to now be out of date, but it's usually not too much of a problem. Each question is listed under the week number when it ran, and the answers follow the questions. No peeking...

Week 8 question(s): What is the greatest percentage of regular season division champions that also won their postseason tournaments in one season? What is the lowest percentage to have pulled the double in a season?

Week 9 question: It has only been a couple years, but... who are the only league members that I've inducted into my RDL Hall of Greatness?

Week 10 question: Week 5 of this season was a bit of a victim of a snowy/icy day. During my 57 seasons here as the RDL statistician, how many times have more than half a dozen league matches been rescheduled in a week? (not counting the fully canceled matches in Sp20, Fa20 and Sp21 due to Covid-19)

Week 11 question(s): How many times has an RDL team had at least a 36-week unbeaten streak? Who did it, in which divisions? [Note: for this answer, both wins and byes are included in strings.]

Week 12 question: It's banquet bid time, so let's update a question we ran quite a few years ago... During my 56 seasons prior to this one (1996-2024), how many places hosted the RDL banquet, and how many times each?

Week 13 question: During how many seasons in my tenure as statistician (Sp96-present, 57 seasons) did the league make it through the entire season without any forfeited matches?

Week 14 question(s): In those same 57 seasons, how many "double forfeits" have there been? When, who, and why?

Week 8 answer: [My tenure here as the RDL statistician has been 56 seasons before this one, from Spring 1996 through Fall 2024, and that's the period from which most questions will be drawn. Records before that are scattered, and represent an honestly much smaller part of the league's history. So most of the records here will indeed be from my time as statistician.] In those 56 seasons, we've had 5 seasons with 6 teams, 27 seasons with 7 teams (that included the Covid season with no tournaments), 23 seasons with 8 teams, and 1 season with 9 teams. And in those 55 non-Covid seasons, at least two regular season-winning teams failed to also win their tournament in all but three seasons. In Fall 2004, 5 of 6 regular season winners won their tournament; and in Fall 2002, 6 of 7 regular season winners won their tournament. But it was *just last season* when we had our first-ever clean sweep of tournament wins going to the regular season winners (yep, all 7 division winners pulled the double in Fall 2024). *////* At the opposite end of the spectrum, there have been five seasons in which only ONE regular season-winning team also won its tournament. In Fall 1998, Fall 2000, and Spring 2016, only 1 of 7 regular season winners also won their tournament; and in Spring 2011 and Spring 2018, only 1 of 8 regular season winners won their tournament. (We've never had a season when zero teams pulled the season/tournament double.) *[Answer update for the banquet Tons:* this season, 4 of the 7 regular season winners also claimed the Mugs. Which means 3 did not, completely falling in line with the standard of most seasons.]

Week 9 answer: This question was obviously timed to go along with last week's memorial to RDL legend Wil Tan. Tan was indeed one of the five members of my inaugural inductees (and only ever? nah, probably not, as I have a decent guess as to who the next one or two might be some years in the future). Tan was joined in that inaugural 2023 class by Tom Brown, Jim Budelman, Robbie Phillips, and Mike Seward. (If you're interested in reading the full Hall of Greatness special newsletter addendum, you can download a copy from the RDL website, under the Archived Stats tab.)

Week 10 answer: In my 57 seasons here as the statistician, there have been 9 different occasions when more than half a dozen matches were postponed. >> On August 26th, 1998, 13 of the 25 wk03 matches were postponed due to Hurricane Danielle (on a day

when it turned it barely even rained in Wake County!). >> On September 15th, 1999, 18 of 22 wk06 matches were postponed due to Hurricane Floyd. >> On January 26th, 2000, all 21 wk02 matches were ordered postponed by the Board due to the Carolina Crusher blizzard. >> On January 28th, 2004, 7 of the 24 wk01 matches were postponed and 2 more were forfeited due to icy roads. >> On January 29th, 2014, 28 of 31 wk02 matches were postponed due to a snowstorm (league default was postponement that night). >> On February 12, 2014 (just two weeks after the prior delay night), 29 of 31 wk04 matches were postponed due to the craziest icy roads ever (league default was postponement). >> On February 18th, 2015, 18 of 27 wk05 matches were postponed due to an ice storm (league default was postponement). >> On February 25th, 2015 (yep, the week directly after the prior delay night), 18 of 27 wk06 matches were again postponed due to icy roads (league default was postponement). >> Then, on February 19th, 2025, all 24 of this season's wk05 matches were either played early (3) or postponed (21) due to icy roads. *///* So, that's 9 weeks in 3 decades... 3 in January, 4 in February, 1 in August, 1 in September. All 7 in the spring seasons were snow/ice, and both in the fall seasons were hurricanes. [For this question, we had one of the best and most thoughtful guesses at a question in a long time... Robbie Phillips nailed Hurricane Floyd and the Carolina Crusher blizzard, but his other guesses included a couple very logical shots that actually weren't big postponement weeks: the week of Sept. 11th, 2001, and Hurricane Fran in 1996.]

Week 11 answer: So it turns out there have been 7 unbeaten streaks of at least 36 weeks, but only 3 teams have ever done this. All but one of those streaks occurred entirely within A division (a fact that really lends credence to inclusion of bye weeks in these calculations, as those byes would generally be the bottom team in the division and would be the 'most likely' wins in the season; also, tournament byes in seven-team divisions are basically wins that a team has 'earned'). So, with that said, the seven longest streaks (and, obviously, these DO include both seasons and tournaments): #7 - Element, 36 weeks, from the start of Spring 2010 through week two of Spring 2011; #6 - Wireless (the only team to post a string outside of A), 41 weeks, from week 11 of Spring 2004 in D division through the end of Spring 2005 in B div.; #5 - Element, 41 weeks, from week 10 of Spring 2012 through the tournament semifinals of Spring 2013; #4 - Element, 43 weeks, from the start of the Spring 2018 tournament through week 6 of Fall 2019; tied for #2 - Lunatic Fringe, 45 weeks, from week 13 of Spring 1996 through week 6 of Fall 1997; tied for #2 (so far, as this one is current) - Element, 45 weeks, from the start of Spring 2024 through today; and finally, #1 - Element, 67 weeks, from the start of the Fall 2015 tournament through week 13 of Fall 2017. (Ok, when I asked the question, I knew my team was on a good current run, and that's what prompted the question. Didn't realize we were actually 5 of the 7 long runs.) *[Answer update for the banquet Tons:* this season, the Element string that had been tied for 2nd has now been extended to 51 weeks without a loss, covering the last three entire seasons.]

Week 12 answer: Alright, so pretty obviously, 56 seasons does not cover the entirety of 1996-2024. There were two seasons (Fa20 and Sp21) when there were no seasons due to the Covid-19 pandemic. And Covid also claimed the second half of the Sp20 season, so there have only been 55 banquets during my tenure as statistician. And in those 55 seasons, 7 different establishments have hosted the RDL banquet. The earliest in my tenure was the VFW Hall in Cary (the first of two non-RDL establishments in this list), which hosted the banquet 10 times within the span of Sp96 to

Trivia answer portion continued on page 14...

THIS SEASON'S LYRICS QUIZZES... REVISITED

Much like the column of this season's trivia questions on the previous page, I've listed here each lyrics quiz from this season. Each lyric is listed exactly as it was during the season. Each lyric is listed under the week number when it ran, and the answers are listed at the bottom of the page (and continuing onto page 15). No peeking... So who's ready to re-play "Name the band/singer and song (and weekly theme)"?

- Week 2, song #1 lyric: "I'm the burning bush, I'm the burning fire, I'm the bleeding volcano, I'm so hot for her, I'm so hot for her"
- Week 2, song #2 lyric: "Now I'm lookin' at a flashback Sunday, Zoom lens feelings just won't disappear, Close-up darkroom sweet-talk in my ear"
- Week 2, song #3 lyric: "I don't care what they're going to say, Let the storm rage on, The cold never bothered me anyway"
- Week 3, song #1 lyric: "No wise man has the power to reason away, What seems to be, Is always better than nothing, Than nothing at all"
- Week 3, song #2 lyric: "Daddy, what's wrong?, She whispered in my ear so sweet, You know what she said? She said 'Daddy, you're a...' "
- Week 3, song #3 lyric: "Going to the city, got you on my mind, Country sure is pretty, I'll leave it all behind, This is my decision"
- Week 4, song #1 lyric: "I'll miss you, kiss you, Give you my coat when you are cold, need you, feed you, I'll even let you hold the remote control"
- Week 4, song #2 lyric: "We'll love until the end of time, And we'll never be lonely anymore, Because we're goin' to the chapel, and we're..."
- Week 4, song #3 lyric: "They go together like a horse and carriage, This I tell you, brother, You can't have one without the other"
- Week 5, song #1 lyric: "Never knowing who to cling to, When the rain set in, And I would've liked to have known you, But I was just a kid"
- Week 5, song #2 lyric: "Mama, put my guns in the ground, I can't shoot them anymore, That long black cloud is coming down"
- Week 5, song #3 lyric: "We had joy, we had fun, we had..."
- Week 6, song #1 lyric: "I can't stand it, I know you planned it, I'm gonna set it straight, this Watergate, I can't stand rocking when I'm in here"
- Week 6, song #2 lyric: "Ah, things ain't what they used to be (ain't what they used to be), Radiation underground and in the sky"
- Week 6, song #3 lyric: "It's all about the he says/she says bullshit, I think you better quit lettin' shit slip, Or you'll be leavin' with a fat lip"
- Week 7, song #1 lyric: "Take me to the magic of the moment, On a glory night, Where the children of tomorrow dream away"
- Week 7, song #2 lyric: "From Russia with love I fly to you, Much wiser since my goodbye to you, I've traveled the world to learn"
- Week 7, song #3 lyric: "Flew in from Miami Beach B.O.A.C, Didn't get to bed last night, On the way the paper bag was on my knee"
- Week 8, song #1 lyric: "Man, you been a naughty boy, you let your face grow long, I am the eggman, they are the eggmen"
- Week 8, song #2 lyric: "All the things I could do, If I had a little money, It's a rich man's world, It's a rich man's world"
- Week 8, song #3 lyric: "That's all right because I like the way it hurts, Just gonna stand there and hear me cry? Well, that's all right because..."
- Week 9, song #1 lyric: "He got the action, he got the motion, Oh, yeah, the boy can play, Dedication, devotion, He turnin' all the nighttime..."
- Week 9, song #2 lyric: "When your day is long, And the night, the night is yours alone, When you're sure you've had enough, Of this life..."
- Week 9, song #3 lyric: "Summer has come and passed, The innocent can never last"
- Week 10, song #1 lyric: "Baby I still see ya, Cuttin' up the floor in a sorority t-shirt, The same one you wore when we were, Sky high in Colorado"
- Week 10, song #2: "I told her put an extra layer on, I know what happens when she drinks Patrón, Her closet's missing half the things she bought"
- Week 10, song #3 lyric: "I'm goin' way down south where the big blue agave grow, Takin' a weekend trip down to Baja, Mexico"
- Week 11, song #1 lyric: "Got in a little hometown jam, So they put a rifle in my hand, Sent me off to a foreign land"
- Week 11, song #2 lyric: "Lord, the house lookin' like a rummage sale, yeah, It ain't me, it ain't me, I ain't no millionaire's son, no, no"
- Week 11, song #3 lyric: "From California to the New York Island, From the Redwood Forest to the Gulf Stream Waters, This land was ..."
- Week 12, song #1 lyric: "Well, he's tellin' us this, And he's tellin' us that, Changes it every day, Says it doesn't matter, Bases are loaded..."
- Week 12, song #2 lyric: "If you need me, call me, no matter where you are, No matter how far, don't worry, baby, Just call my name"
- Week 12, song #3 lyric: "I've seen it rainin' fire in the sky, Friends around the campfire, everybody's high"
- Week 13, song #1 lyric: "Some people figure they can never win, And although this is a fight I can lose, The accused is..."
- Week 13, song #2 lyric: "Honey came in and she caught me red-handed, Creepin' with the girl next door, Picture this, we were both butt naked"
- Week 13, #3: "Court is in session, a verdict is in, No appeal on the docket today just my own sin, The walls cold and pale, the cage made of steel"
- Week 14, song #1 lyric: "I just don't think he'd understand, And if you tell my heart"
- Week 14, song #2 lyric: "Oh, Cadillac, Black Jack, baby meet me outback we're gonna boogie, Oh, get down turn around go to town"
- Week 14, song #3 lyric: "To the left, Take it back now y'all, One hop this time, Right foot let's stomp, Left foot let's stomp"
- Week 14, song #4 lyric: "I'd been married long time ago, Where did you come from, where did you go?"
- Week 14, song #5 lyric: "'Watch me crank it, watch me roll, Watch me crank that Soulja Boy, Then Superman that ho"
- Week 14, song #6 lyric: "Down, down, do your dance, do your dance, Down, down, do your dance, do your dance, A let me see ya do..."
- Week 14, song #7 lyric: "You can't see it, It's electric boogie woogie, woogie, You gotta feel it, It's electric boogie woogie, woogie"
- Week 14, song #8 lyric: "Heyyyyyyy... sexy lady, op op op op, oppa..."
- Week 14, song #9 lyric: "Let me see you get low (you scared, you scared), Drop that ass to the floor (you scared, you scared)"
- Week 14, song #10: "Shake, shake, shake, Senora, shake your body line, Shake, shake, shake, Senora, shake it all the time"
- Week 14, song #11 lyric: "You gotta swing your hips now, Come on, baby, Jump up, Jump back, Well now, I think you've got the knack"
- Week 14, song #12 lyric: "Que tu cuerpo es pa' darle alegría y cosa buena, Dale a tu cuerpo alegría, Macarena, Hey Macarena, ay!"
- Week 14, song #13 lyric: "When I hit da dance flo', (I be) do the Stanky Legg (Ayy!), Do the Stanky Legg (Ayy!), do the Stanky Legg (Ayy!)"
- Week 14, song #14 lyric: "All my bitches love me, All my, all my bitches love me, All my bitches love me, You ain't f'in' with my..."
- Week 14, song #15 lyric: "Dip, baby, dip (just dip baby), Dip, baby, dip (just dip baby), Cotton candy, sweetie go, Let me see the..."
- Week 14, song #16 lyric: "Now West side walk it out (now West side walk it out), Now South side walk it out (now South side walk it out)"
- Week 14, song #17 lyric: "Now watch me whip (ayy, kill it), Now watch me nae nae (okay), Now watch me whip, whip"
- Week 14, song #18 lyric: "Made from the biggest watermelons on the vine, Help yourself to some, but obey the law, If you drink, don't drive"
- Week 14, song #19 lyric: "Push it up, push it up (Let me see you just), Wobble baby, wobble baby, wobble baby, wobble"
- Week 14, song #20 lyric: "Young man, there's no need to feel down, I said young man, pick yourself off the ground, I said young man..."

THIS SEASON'S LYRICS QUIZZES... REVISITED (the rest of the answers to the lyrics above on this page are included on page 15...)

Week 2 answers: Song 1 = "She's So Cold" by The Rolling Stones == Song 2 = "Freeze Frame" by J. Geils Band ==
Song 3 = "Let It Go" by Idina Menzel. Week 3 answers: Song 1 = "What A Fool Believes" by The Doobie Brothers ==
Song 2 = "Fool to Cry" by The Rolling Stones == Song 3 = "Fool for the City" by Foghat.

TOURNAMENT DIDDLE RULE UPDATE!!

Dang! The Board slipped a rule change past me last season! After more than 30 years of using the ADO coin toss rules to determine who chooses the diddle order during best-of-three sets in the tournaments, they got rid of the coin altogether. The new rule listed under Matches.I.7.a-c reads as follows: "a) Higher seeded team has the option to diddle first to start game # 1. b) Loser of game #1 has the option to diddle first to start game #2. c) Lower seeded team has the option to diddle first to start game #3." And what all that means to you is, basically, "higher-seeded team automatically wins the coin toss that you've been doing for years; no coin needed." I will have to update the diddle item I run in week 15 each season! [I would feel worse about not noticing this, but I also heard from the Rules Director himself that he and his team flipped a coin at their quarterfinal just this season! If even the Rules Director forgot...]

BUT YOU KNOW WHAT DIDN'T CHANGE?

The rule under Match.I.8 that reads as follows: "Higher seeded team is considered the Home Team." And this one has been written this way for a very long time, through many many many years of coin tosses. At no point did 'winner of the coin toss' determine who was the home team in the tournament. Not a huge deal, but it helps to know in advance if you are a scoresheet pre-printer like many of us.

SAME PEOPLE OVER AND OVER...

I'm guessing that some of you have no idea how you stand out (and you likely won't even see yourself in this item, which I find equally amusing). One of the most recurring things that happens on the scoresheets I receive, which always make me smile, are not-really-fast-games reported for the same people over and over. The games are generally many darts higher than the division-best to that point, but more importantly, they are also often several darts higher than the standards that have been used for the Hot Darts list for thirty years (which are on page 4 of every weekly issue of the Tons, and page 8 of every banquet issue). Things like a 19-dart 301, or a 30-dart SCkt (and of course in a division where those aren't just an early-season leader report). I have NEVER put one of those in the HOT Darts lists, but the same throwers keep showing on scoresheets with those, week after week, season after season. And I can pretty much "see" those folks in my head, walking over to their captains to make sure their amazing feat goes on the sheet. They just HAVE to get their stuff written down. [Also, the one team that reports "3-bull-outs" as (never listed once) Hot Darts... those make me smile too.]

THIS SEASON'S TRIVIA QUESTIONS... REVISITED (continued from page 12)

Fa04. Next was The Warehouse (the only other non-RDL establishment in this list, which hosted the banquet 3 times from Fa00 through Fa01. Tir na nOg was up next, with 5 banquets from Sp02 through Sp04, followed by High Park Bar & Grill, with 7 banquets during the span of Fa07 to Fa12. Rally Point Sport Grill jumped in for 3 banquets in the range of Sp10 to Sp13, and the American Legion in Fuquay- Varina popped in for 1 banquet in Sp15. Which leaves just the clear banquet leader (to nobody's surprise), The Upper Deck, which has hosted 26 banquets from Sp05 to present. [Answer update for the banquet Tons: The Upper Deck added a 27th banquet this season...]

Week 13 answer: Alright, I admit that I was both surprised and sad once I had researched the answer to this one. In my 57 seasons, there have only been 2 regular seasons without even one forfeit, and only ONE of those also had no tournament forfeits. Spring 2001 stands alone as the only forfeit-free season! Dang, how is it so hard to just get everybody to their matches all season?! Only one season?? (And only 15 of 57 seasons have fewer than 4 forfeits!) [Answer update for the banquet Tons: this season did not join the low-forfeit-number group, as we ended up with 7 forfeits (6 in the season and 1 in the tournaments), all by the

WHAT A WASTE...

So many people have forgotten (or never learned, in the current world) how to actually "live" their lives. They are so caught up in such stupid crap that they lack the ability to recognize or enjoy the things right in front of them. The most recent example? Last week-end I went to the first of the two Pearl Jam concerts here in Raleigh. Frickin' Pearl Jam. I didn't have great seats, and it just didn't matter, because Pearl Jam exceeds the boundaries of normal concert nights. And the couple next to us? They spent almost the entire night making poor-quality 75-second videos, one after the other. BOTH of them. The same songs. The same show. Exactly one seat from where the other was recording. And every so often, at least the woman had to text stuff to people, post a video to Facebook, whatever. It was more important to her to document her lame existence on social media than to actually see and feel what she should have been experiencing. Look... up. Put away the phone. Appreciate the incredible opportunity you have. Here. Now. You're NEVER going to watch the crap videos you're continually saving. And even if you did, of what are those a memory for you? That night at the Lenovo Center where you watched your phone? Such a sad damn existence we have trained people to have.

RELATED EXTRA SIDE NOTE...

If you have ever recorded any concert video on your phone longer than 10 seconds where you held your phone on that asinine, stupid, juvenile, ridiculous, moronic 40° angle (for those not smart enough to understand that description, I'll translate: when you hold your phone all crooked because it's just so artsy and cool)... just do us all a favor and beat your phone with a hammer. Or better yet, your hand. Or really anything that will prevent you from ever doing that stupidity ever again. Ever. [If you have one of those videos in your phone already, have you ever watched it without annoying even yourself? Yeah, we both know you haven't. So damn dumb.]

ANOTHER THING TO STOP DOING...

You know what else you shouldn't do? Use phrases or terms of which you don't actually know the meaning. At a recent City Cup match, one of our opponents was telling me why he would do something differently than I would, explaining that it was "ya know, the Law of Averages." Ummm... yeah, I know what is meant by 'Law of Averages,' but clearly you don't. It was a term you heard, adopted, and now drop in conversations. Just saying a phrase because it sounds cool to you makes you sound super foolish.

new G team that forfeited its way out, giving up 3 in the first 10 weeks, which thus resulted in the remaining 4 "auto"-forfeits.]

Week 14 answer: Over my years here, we've had tens of thousands of dart matches (I could actually go back and calculate how many, but maybe that is a trivia question for a future season). And we've seen some pretty odd stuff - like one of the "extra matches" between weeks 14 and 15, to break ties for a pair of tournament seeds, in which the teams decided to go bowling instead of throwing another math. But only one time in all my years have we had an actual "double forfeit." In the Fall 2010 banquet Tons, this was my H division tournament summary on page 1: "In a bracket featuring a fist fight, two bar ejections, three player suspensions, a double-forfeit, and a subsequent automatic forfeit, the [JoCo] Bullies claimed a title they probably felt they had earned earlier." Yep, H #1 Liquor Posse (not the same team we have now under almost the same name) and H #8 He Hate Us got into a fist fight at Mac's Tavern (actually He Hate Us's second fight in less than two years). While no players filed a grievance, the Tavern did (after throwing everybody out), and the Board doled out a series of punishments...including a double-forfeit of their quarterfinal match. I'm sure everyone involved is still just so proud of that day...

I HAD NEVER SEEN THIS BEFORE...

Two weekends ago at my City Cup match, one of our opponents went up to the tablet between darts to tap in his score and get an intermediate 'what's left' score. At first I thought he was forfeiting his third dart for some reason, but nope, just using the DartConnect as a mid-turn calculator. That was a new one to me, but one of my teammates said he had seen people do this several times. I guess that if we had a scorekeeper, you could ask the scorekeeper, so it's similar to that, I suppose. But if we were keeping score ourselves on a dry-erase board and didn't have a chalk, then it's completely not similar to that. I'm not really sure what I think, in terms of what is and isn't allowed in the rules. (I know exactly what I think in terms of competition though, as I think being bad at math is your own problem... but that isn't the question, I suspect.) [At least it wasn't like the woman my opponent described from a tournament who went up and tapped in every single dart after she threw it! Duuuude...]

A DIFFERENT KIND OF JOY

We run a lot of photos in the Tons around this time of year. But, as might well be expected, most of them are dart-related. Well, here's one that mostly isn't... I am a huge proponent of collecting memories far more than I'm a proponent of collecting material objects. And here is one of our own living out this idea with a killer one! Here we have **Michael Fleener** of Runs with Corks, at the NCAA Basketball Championship game. Fleener is one of our resident Florida Gator diehards, so he was living large on April 7th with the Gators' title over Houston! Just awesome.



THIS SEASON'S LYRICS QUIZZES... REVISITED --- THE ANSWERS (continued from page 13)

Week 4 answers: Song 1 = "Grow Old With You" by Adam Sandler (from The Wedding Singer) === Song 2 = "Chapel of Love" by Dixie Cups
 === Song 3 = "Love and Marriage" by Frank Sinatra (+ Married With Children theme). Week 5 answers: Song 1 = "Candle in the Wind" by Elton John
 === Song 2 = "Knockin' on Heaven's Door" by Bob Dylan (w/ many covers) === Song 3 = "Seasons in the Sun" by Terry Jacks.

Week 6 answers: Song 1 = "Sabotage" by Beastie Boys === Song 2 = "Mercy Mercy Me" by Marvin Gaye ===
 Song 3 = "Break Stuff" by Limp Bizkit. Week 7 answers: Song 1 = "Wind of Change" by The Scorpions ===
 Song 2 = "From Russia with Love" by Matt Monro === Song 3 = "Back in the U.S.S.R." by The Beatles.

Week 8 answers: Song 1 = "I Am the Walrus" by The Beatles === Song 2 = "Money, Money, Money" by ABBA ===
 Song 3 = "Love the Way You Lie" by Eminem (with Rihanna). Week 9 answers: Song 1 = "Walk of Life" by Dire Straits ===
 Song 2 = "Everybody Hurts" by R.E.M. === Song 3 = "Wake Me Up When September Ends" by Green Day.

Week 10 answers: Song 1 = "Tequila" by Dan & Shay === Song 2 = "Tequila Makes Her Clothes Fall Off" by Joe Nichols ===
 Song 3 = "Max Tequila" by Sammy Hagar & the Waboritas. Week 11 answers: Song 1 = "Born in the U.S.A." by Bruce Springsteen ===
 Song 2 = "Fortunate Son" by Creedence Clearwater Revival === Song 3 = "This Land Is Your Land" by Woody Guthrie.

Week 12 answers: Song 1 = "Rocky Mountain Way" by Joe Walsh === Song 2 = "Ain't No Mountain High Enough" by Marvin Gaye & Tammi Terrell (and many others) === Song 3 = "Rocky Mountain High" by John Denver. Week 13 answers: Song 1 = "An Innocent Man" by Billy Joel === Song 2 = "It Wasn't Me" by Shaggy === Song 3 = "My Own Prison" by Creed.

Week 14 answers: Song 1 = "Achy Breaky Heart" by Billy Ray Cyrus === Song 2 = "Boot Scootin' Boogie" by Brooks & Dunn ===
 Song 3 = "Cha Cha Slide" by DJ Casper === Song 4 = "Cotton Eye Joe" by Rednex === Song 5 = "Crank That (Soulja Boy)" by Soulja Boy
 === Song 6 = "Cupid Shuffle" by Cupid === Song 7 = "Electric Boogie" by Marcia Griffiths === Song 8 = "Gangnam Style" by PSY
 === Song 9 = "Get Low" by Lil Jon & The East Side Boys === Song 10 = "Jump in the Line" by Harry Belafonte === Song 11 = "The Loco-Motion" by Little Eva (and others) === Song 12 = "Macarena" by Los Del Rio === Song 13 = "Stanky Legg" by GS Boyz ===
 Song 14 = "Teach Me How To Dougie" by Cali Swag District === Song 15 = "Tootsee Roll" by 69 Boyz === Song 16 = "Walk It Out" by Unk
 === Song 17 = "Watch Me (Whip/Nae Nae)" by Silento === Song 18 = "Watermelon Crawl" by Tracy Byrd === Song 19 = "Wobble" by V.I.C. === Song 20 = "YMCA" by Village People.

*[Like the last many seasons, we used three-song groups each week and also included a theme each and every week. Added a layer to the game for everybody and has been quite popular. **Here are the themes for each week**, including the week 14 twenty-song set that brought one of the most complete last-week answer sets that we've had in a while...*

Week 2 theme: Week one had over 20% of its matches postponed by really cold weather refreezing ice on the more rural roads. It was cold, and stuff was frozen. Week 3 theme: My life has been marked by being surrounded by fools upon fools upon fools lately. I will let you fill in any further specifics as best fits your own mood, even if your reason has nothing to do with mine (or is even diametrically opposed to mine).

Week 4 theme: Pretty obviously, this set was about the parade of weddings We're Sexy & We Throw It has been holding, that was chronicled on the front page of last week's Tons. Week 5 theme: Losing somebody 'far too soon, obviously inspired by the recent much-too-young loss of one of our longtime (but nowhere near long enough) RDL members. Week 6 theme: An inside sabotage, the degradation of our world, and everything being so screwed up daily that you're approaching the end of your rope. Oh, wait... this one is about my daily existence now. And maybe that of several more of you, I imagine. Week 7 theme: Russia, of course. Or maybe it's headed back a step closer to being the USSR again. Either way, it's, ya know, evidently our new best buddies. Week 8 theme: An Eggman... tons of money... and a whole bunch of lies. Seriously, did people really believe the ridiculous lie of lower egg prices on day one? In a whole series of bald-faced election lies, this one was simultaneously the dumbest and most obvious. If you really cast your vote even 1% because of this, please never tell me.

Week 9 theme: Living life and experiencing loss. We all have to do it, no exceptions. For many of us, it happens to be occurring right now with the passing of RDL legend Wil Tan. Week 10 theme: One tequila, two tequila, three tequila, floor. This particular lyric quiz was sent to you from Puerto Vallarta! My first trip to Mexico. I might have encountered a bit of tequila there. Week 11 theme: Songs that people love, and often generally think are some sort of celebration, but are really USA protest songs. Yep, even the Guthrie 1940s folk song, as it really protests the vast income inequalities that are so prevalent (and those who push and protect them). Week 12 theme: Pretty clearly it was mountain time... I'm sure it had nothing to do with having spent last weekend with a full-on fun mountain weekend. Week 13 theme: An innocent man... sent to prison? That wouldn't happen here in this country, would it? Oh, right... the most famous one currently actually isn't IN this country anymore. At least I'm sure we'll go to every length to fix that as quickly as possible, because that's obviously the only right path. Week 14 theme: Songs that inspired line dances or other choreographed dances at weddings, night clubs, country bars, etc. (ordered alphabetically by song title).

THIS WAS SOME REAL "A" FINAL STUFF

This past Wednesday's A division final between Talladega Flights and Bully for the Element looks a bit like a blowout when you just look at the final score. But the reality could hardly be farther from the truth. The twelve singles ended up slightly in Element's favor at 7-5, and the sets featured lots of great stuff (120-In, 121-Out, 132-Out, 12-dart 301, 12-dart SCKt, a finishing turn of a triple and two double-bulls, etc.). Both teams probably felt like they let one or two points slip away, so the 7-5 score after singles was probably right about what it should have been. //// Doubles cricket delivered a very quick two points to Element on the strength of a rolling win by Stevie Phillips and Ross Minty, making the score 9-5. And then... well... then... **Chad Massengill** of Element took the hell over. After having posted a strong two-straight win in SCKt, Massengill paired with Kenny Persson in DCkt, against Aaron Vaughan and Matt Dillon for Talladega. Vaughan and Dillon started out strong in game 1 (heck, they barely slowed at all later in the game), prompting Massengill to throw a 9m on the 17s to keep his pair in it. Then, on his next throw, he hit a 9m on 17s *again*! Then his next dart was a 7th consecutive triple-17, after which he only broke his string to use two darts to close the 20s. After Massengill and Persson managed to close out game 1, Vaughan and Dillon quickly grabbed the lead again in game 2 for Talladega. A few turns in, Massengill made a stand again, this time with a 9m on 18s (yes, his third 9m of the set!). After Talladega didn't quite get the point lead back, Persson went up, popped a triple-20 to close the point number, then tagged on the 16s and 15s for a 9m of his own!! FOUR 9-marks for Element in just

NC STATE CHAMPIONSHIPS IN OCTOBER

I just found out that the NC State Championship tournament will be held over the weekend of October 3rd through 5th this year (as opposed to the September weekend that had been on the books as of the last state meeting). I already printed the calendar page of this issue, so I will just include those dates in the Fall season Tons.

NOPE, NO EXCEPTIONS FOR OTHERS EITHER

Sometimes some of you guys grumble about something here in the league, and sometimes I hear stuff like "that person/team/division didn't have to do that" or "how come they get to and we don't?" And I'm here to assure those people that, well, they're wrong. Just this season, one team came at me (should be the Board, but it came to me) with claims they were cheated on their division placement repeatedly. Want to guess who had the full records to prove that accusation wrong? // And another team wanted to move their tournament match, going with the tried and true "just this one time, please?" Which of course led to me pointing out that what would come next would be "you let them do it, why not us?" (The Membership Director, of course, ended that with a solid "uh uh.")

that pair, and we pretty much needed all of them, just to get two dang points. //// The final pairing in DCkt brought the marquee matchup of Robbie Phillips/Tom Brown against Kyle Gaulthier/Cody Lange, and the set went three games, as it should have. In the end, Phillips/Brown brought home that win, and Element closed out a 13-5 win with a pretty damn misleading final score.

WINNING TEAM PHOTO GALLERY!

(photos continued from pg. 4)

[Evan McMillan, of Bottoms Up (who have won Mugs in three straight seasons) says we should call these "MugShots" - ha!]

C division regular season and tournament champions -
Wing & A Plaque!!



F division tournament champions - **Dart Knights!!**



As noted on page 4, we've continued our recent little tradition of encouraging tournament-winning teams to submit team photos from their victorious evening. Great to share in the moment and save that memory. (No player name legends for these, but I'm sure the people in the photos know who they are. Plus, it's about 'team' happiness anyway.)

B division tournament champions - **Double In Stumble Out!!**



D division tournament champions - **Liquor Possee!!**



Nowadays, it's a fact... this column has become a banquet Tons staple. I have no idea why so many are so keen on taking a peek into the oddness that is my head, but you are. So without further ado, let's open up my head again and see what falls out. Some of these observations are dart-related, and some of them clearly are not. As always, this is just about the last thing that I'm writing and this season is certainly no exception... soooo, also as always not even I know what's about to hit the page...

-- The fact that the Washington Capitals, when defending a lead and needing good two-way players on the ice, sit Alex Ovechkin for anywhere from a third of a period to a half of a period at a time, tells me everything I need to know about his "amazing" record goal-scoring chase. The greatest and most accurate nickname in any sport anywhere continues to be The Great One.

-- Note to bicyclists: if you're one of the real bicycle enthusiasts looking for equal respect with the cars on the road, you have a job to do. You have to go find the other half of those riding the same type of vehicles as you who think that only the traffic laws that they like should apply to them. I want my lane also! But I'm also going to ride through the red light at the intersection. I also demand my place in the left-turning order, even from the far right shoulder! But I'm also going to ride on either the street or the sidewalk whenever I want depending on what I say is convenient. I demand bike lanes on the busier streets! But I might or might not bother riding in them. // I really do respect bikers, and good bikers earn their place. But the fake-good bikers undermine it all for everyone, as those folks are fake, entitled, judgmental-without-any-right-to-be jackasses, with overblown self-importances.

-- Who exactly is it that decides that 'essential oils' are the ones that are essential? And... essential for.... what, exactly? I'm guessing that most of these can maybe found on the feng shui aisle? Next to the mood crystals?

-- Have you watched a baseball game on TV lately? If it isn't a weekend in a huge city or a blood rivalry, huge patches of seats are empty, game after game after game. Are those (recently quite expensive) tickets all sold to people who just don't bother to come to games?! Because if they're not sold, then how the heck do so many players make 30 million, 40 million, even 70 million in one case in just a single year? The entire salary cap for National Hockey League teams is 88 million per year. Are TV contracts for the ever-slowly-dwindling baseball broadcasts just so overly astronomical that they can pay anything to anyone with just no consequences? I just don't understand the logic of the finances here. Is Major League Baseball just some money-laundering front for something, where money just sort of appears??

-- Alright, Matthew McConaughey is a pretty weird dude. But that whole persona is what makes his Uber Eats ads completely mocking conspiracy theorists so fantastic. Those football-selling food ads. They're glorious. But I wonder if all the conspiracy theory nuts among us even recognize that they are the butt of the joke. And that includes at least a couple of my own friends...

-- My favorite meme in the past months (which is likely funnier if you're one who chose to read this Tons via its Excel version):

Optimist: The glass is 1/2 full

Pessimist: The glass is 1/2 empty


Excel: The glass is January 2

-- The most exciting event in sports might well be a hockey playoffs game 7. Six games of tension, full-contact aggression, and bad intentions coming to a head in a win-or-go-home event that might turn on one lucky bounce at any moment. And I just read that the Colorado Avalanche is the first team in any major sport to lose their game 7 SEVEN times in a row over the past many years. As a Red Wings fan who had to live through all the dirty, cheap shot years led by that piece of human garbage Claude Lemieux, I find this statistic to be... delicious, well-earned agony.

-- So, my wife and I went to Mexico for the first time, staying in Puerto Vallarta, on the Pacific side of the country. We were at an oceanfront resort, and in all the stairwells, they had these signs directing people to go to higher floors in the case of a tsunami. I thought the sign was pretty funny (but still a great idea), so I took a picture. When I showed my son, he very quickly and hilariously responded: "Uh, I'm pretty sure that says: In case of tsunami, run away from tsunami."



-- On the way home from that same trip, while sitting in the Denver airport waiting for the second leg of our trip home, I saw these folks... That multi-tap power strip is NOT part of the power tower the airport offers. They brought their own! These people are not new travelers...



-- Hey, you know what you should unequivocally stop saying now and forever? That you're 'going through something.' News flash: everybody is going through something, all the time. You aren't special. And also, this stupid-ass phrase means just about literally nothing. It's communication via non-communication. If you don't know how to convey your thought, or you're just too lazy to bother, then please save us the time and just don't speak.

-- Oh, and while I'm on the topic of things to never say to me... Don't EVER tell me that you consider any part of your profession (full-time or part-time) to be "social media influencer." What a ridiculously arrogant and stupid thing to call yourself. I will give you this though... if you do tell me that, your social media WILL influence me... to buy nothing and do nothing you recommend.

-- And speaking of social media (and calling back to the funny McConaughey bits earlier in the column), is there anything any clearer in the world than the fact that some doofus social media moron saying "I've done my research" actually means "I'm an idiot conspiracy theorist who found one fake news opinion that shares my bias"? Hey, as long as you found someone, anyone, somewhere, anywhere, who says what you want to say, right?

-- Do you remember those six minutes a couple years ago when it looked like Deion Sanders might have done something really good for a smaller HBCU? Yeah, I kinda do too. Of course, those six minutes are now buried under two years of an embarrassing circus of ridiculous self-promotion, bluster, and bullshit, but... man, those were a great six minutes. // On a wholly related note, what a pathetic chapter in the history of University of Colorado athletics. The amount of pandering, ass-kissing, and soul-selling that went into the decision to retire the jersey of Sanders's son (I'm not even going to bother using his first name, as this was obviously about Deion) is astonishing. To be fair though, the kid did go 11-10 as a starter, losing his only bowl game, but at least winning exactly 1 of his 9 games against a ranked opponent. Soooo...it could have been (a little) worse, I suppose. (Side note acknowledgment: the other kid whose jersey was retired was at least actually awesome and won the Heisman. The retirement of HIS jersey was just premature, as opposed to patently stupid.)

-- Thanks for being part of the family, Mike Raquet. I hope Florida treats you very well. Be safe and happy, my friend.

HOW ABOUT THIS FOR A SEASON-BY-SEASON RDL HISTORY SUMMARY!? SPRING 1996 through SPRING 2025

A whole lot of historical data and descriptive categories here - for all 57 seasons during my tenure as the RDL statistician. Totals of some items are at the bottom...

	divs.	teams	members	byes	undefeated through tournament	winless teams	regular season forfeits	tourn- ament forfeits	removed from schedule	div. winners that lost tournament	divisions decided by points	most points in 14 weeks	most points in 12 weeks	season+ perfect throws	24-0 tourn. shut- outs
Sp96	7	54	458	FG	-	A	6	1	-	BCEF	B	240	-	71	-
Fa96	7	53	436	BDE	ABC	F	4	1	-	DEG	-	248	210	81	-
Sp97	7	56	464	-	A	A	3	2	-	BFG	D	247	-	55	-
Fa97	7	55	473	E	E	-	15	3	CF	DFG	BD	243	181	62	-
Sp98	7	55	459	C	-	A	7	2	-	ADFG	FG	253	191	62	-
Fa98	7	53	442	ABD	-	-	3	1	-	ACDEFG	B	225	183	60	-
Sp99	7	55	454	B	-	C*	10	2	C	ABCDG	E	224	171	67	C
Fa99	7	50	414	BCDEFG	BD	C*	9	1	C	EF	G	235	190	56	-
Sp00	7	49	413	ABCDEFG	A	-	4	1	-	BFG	-	-	195	57	-
Fa00	7	52	436	ABEF	G	A	4	1	-	ABCDEF	D	209	195	61	-
Sp01	7	52	448	ABDE	-	A	0	0	-	BCEF	E	215	194	70	-
Fa01	7	50	434	ABCDEG	A	-	6	0	-	BCDEG	CD	215	207	49	-
Sp02	7	51	438	ABCEG	DG	C	1	1	-	ABCEF	ACEF	245	185	57	-
Fa02	7	54	460	CD	E	-	6	4	F	B	AF	248	176	60	A
Sp03	7	51	441	BCDEG	A	-	7	0	-	CDEG	C	259	173	56	-
Fa03	7	49	417	ABCDEFG	BG	ADEFG	3	0	-	DEF	-	-	198	58	-
Sp04	6	48	406	-	-	-	3	1	-	BEF	C	231	-	81	-
Fa04	6	47	414	A	C	-	4	2	-	E	A	236	212	63	A
Sp05	6	48	415	-	B	-	14	3	AD	ACEF	AE	249	-	56	-
Fa05	6	48	416	-	-	C	1	2	-	ABDF	BD	243	-	82	-
Sp06	7	49	418	ABCDEFG	-	-	2	0	-	BCG	BEF	-	213	56	A
Fa06	7	53	454	BCD	F	-	3	1	-	BCEG	A	228	193	62	-
Sp07	7	55	474	A	-	A	5	2	-	CD	AF	219	192	71	AAA
Fa07	8	60	519	DEGH	C	A	3	1	-	BDF	BGH	230	178	88	A
Sp08	8	60	524	ADGH	-	G	1	2	-	CDH	AB	222	213	73	AA
Fa08	8	59	515	AEFGH	-	H*	18	3	AH	ACF	F	241	216	67	A
Sp09	8	61	524	ABG	-	BE	4	1	-	AD	BE	218	196	71	A
Fa09	8	60	513	ABCE	-	DG	5	0	-	ABG	ABC	226	211	78	-
Sp10	9	68	586	AGHI	A	FG	6	1	-	BCEFH	CH	220	204	80	F
Fa10	8	64	554	-	ABC	ABC*G	10	4	C	FH	EFGH	265	-	82	-
Sp11	8	64	561	-	-	F	3	1	-	ABCDFGH	-	255	-	94	AE
Fa11	8	64	554	-	B	C	6	1	-	ACDFG	D	242	-	104	-
Sp12	8	63	547	A	H	ACG	2	1	-	BEG	EF	240	211	100	A
Fa12	8	63	534	A	A	-	8	0	-	BH	DG	224	189	89	-
Sp13	8	63	536	A	H	ABD	11	1	G	ABC	-	237	192	96	-
Fa13	8	64	549	-	-	-	10	1	-	BDEGH	ADE	226	-	89	-
Sp14	8	63	547	D	-	-	3	0	-	CDEGH	EF	238	161	72	A
Fa14	8	61	533	ACF	-	-	7	0	-	ABD	BF	220	207	63	-
Sp15	8	59	512	BCEFG	-	AH	1	1	-	ABCEFH	BE	249	213	84	-
Fa15	8	60	524	ACEF	D	-	4	1	-	FH	ABCF	222	200	95	-
Sp16	7	56	475	-	A	FG	4	0	-	BCDEFG	-	272	-	77	-
Fa16	8	62	545	GH	A	D*FG	14	2	D	CDG	CEG	261	211	82	A
Sp17	8	60	515	DEFG	AB	AG*	13	4	G	CDEG	EG	260	180	80	-
Fa17	8	60	520	ADEF*G	CFH	F(F*)H*	14	3	(F)H	ABD	AE	251	215	88	E
Sp18	8	57	511	BCDEFGH	-	-	1	1	-	ABDEFGH	AC	239	188	62	-
Fa18	8	59	517	BCDEF	A	AE(H*)	11	1	H(H)	BCDEFG	EG	270	199	96	AA
Sp19	8	58	507	CDEFGH	A	H*	13	3	H	BFG	BC	258	195	85	-
Fa19	8	59	530	DEFGH	AD	AH*	8	1	H	FH	BFH	252	176	83	A
Sp20	7	56	507	-	canceled	canceled	2	-	-	canceled	CDG	-	-	40	G
Fa21	6	45	419	ACD	A	F	2	0	-	BC	B	203	222	72	A
Sp22	7	49	442	ABCDEFG	-	AC	0	2	-	BCEFG	-	-	232	71	A
Fa22	7	51	467	ABCDE	-	-	5	0	-	ACDE	CDG	218	215	68	-
Sp23	7	51	459	ACDEG	A	-	2	3	-	DF	BCEF	205	218	96	-
Fa23	7	51	467	ACDEG	A	AE	2	1	-	EG	E	201	231	80	A
Sp24	7	53	497	ACD	AB	ADG	2	1	-	CDEFG	-	249	220	77	-
Fa24	7	53	484	ABC	ABD	A	5	2	-	-	G	226	213	84	-
Sp25	7	52	478	ABCG	AG	G*	6	1	G	BDF	D	229	224	83	-
419		3175	27556	178	50	65	326	75	20	201	97	236.2	199.8	4202	26

A through F divisions have existed in all 57 of my seasons here.	A-29	A-20	A-19		A-2	A-18	A-12	average	average	A-21
	B-22	B-9	B-3		B-0	B-31	B-16	top total	top total	B-0
	C-25	C-5	C-8***		C-4	C-28	C-13			C-1
	D-26	D-5	D-5*		D-2	D-29	D-11			D-0
	E-26	E-2	E-4		E-0	E-27	E-17			E-2
G has been in 52 of the 57.	F-17*	F-2	F-9*		F-3	F-31	F-13			F-1
	G-24	G-4	G-11**		G-3	G-26	G-11			G-1
H has been in 24 of the 57.	H-8	H-3	H-6*****		H-6	H-11	H-4			H-0
I has been in 1 of the 57.	I-1		(53 winless)							
			(12 removed+winless*)							

2025 NC City Dart League (NCCDL) & NC Ladies' Cup (NCLC)

NCCDL - "Mountain/Beach" Division

	W	L	Pts.
1 Fayetteville (FDA)	4	0	117
2 Boone (HCDA)	3	1	81
3 Asheville (WCDA)	2	2	87
4 Jacksonville (JDA)	2	2	70
5 Charlotte (BADA)	1	3	59
6 Port City (PCDA)	1	3	50
7 Pineville (PDC)	0	4	50

NCCDL - "Central" Division

	W	L	Pts.
1 Raleigh (RDL)	4	0	112
2 Greensboro (GDC)	3	0	68
3 Durham (BCDL)	3	1	110
4 Lake Norman (LNDA)	2	1	72
5 Wake Forest (WFDC)	2	2	47
6 Piedmont (PDA)	1	2	51
7 Capital Area (CADC)	0	3	28
8 Chapel Hill (TDL)	0	4	42

NCLC - "Mountain/Beach" Division

	W	L	Pts.
1 Sneads Ferry (SFDC)	2	0	29 *
2 Charlotte (QCDA)	1	1	19
3 Asheville (WCDA)	1	2	37
4 Pineville (PDC)	1	2	35
5 Jacksonville (JDA)	1	2	29
6 Port City (PCDA)	1	3	46

NCLC - "Central" Division

	W	L	Pts.
1 Capital Area (CADC)	1	0	20 *
2 Durham (BCDL)	3	1	53
3 Piedmont (PDA)	2	1	45
4 Greensboro (GDC)	2	1	41
5 Fuquay-Varina (FVDO)	2	1	34
6 Apex (CDA)	0	3	12

(home team listed in italics in all matches)

February 1 results: (BYE - Greensboro)

Asheville	28	<i>Chapel Hill</i>	10
Boone	25	<i>Capital Area</i>	13
Piedmont	25	<i>Charlotte</i>	13

March 8 & 29 results: (BYE - Piedmont)

<i>Greensboro</i>	21	Asheville	17
Raleigh	29	<i>Boone</i>	9
Lake Norman	24	<i>Charlotte</i>	14

April 5 & 12 & 19 results: (BYE - Capital Area)

Durham	29	<i>Asheville</i>	9
Boone	21	<i>Wake Forest</i>	17
Charlotte	22	<i>Chapel Hill</i>	16

May 3 results: (BYE - Lake Norman)

Asheville	33	<i>Wake Forest</i>	5
Boone	26	<i>Chapel Hill</i>	12
<i>Greensboro</i>	28	<i>Charlotte</i>	10

June 14 schedule: (BYE - Chapel Hill)

Asheville @ Raleigh	Capital Area @ Charlotte
Boone @ Durham	Pineville @ Greensboro

July 19 schedule: (BYE - Wake Forest)

Piedmont @ Asheville	Charlotte @ Durham
Lake Norman @ Boone	Chapel Hill @ Pineville

August 23 schedule: (BYE - Raleigh)

Asheville @ Lake Norman	Wake Forest @ Charlotte
Boone @ Piedmont	Pineville @ Capital Area

September 13 schedule: (BYE - Durham)

Capital Area @ Asheville	Charlotte @ Raleigh
Greensboro @ Boone	Piedmont @ Pineville

November 22 & 23 Postseason tournament (top 4 teams from each div.). Hosted by Fayetteville.

Quarterfinals: Saturday 12:00 p.m. -- Semifinals: Saturday, 5:00 p.m. -- Finals: Sunday, 1:00 p.m.

Lake Norman 33 *Pineville* 5

Fayetteville 19+ *Durham* 19

Wake Forest 25 *Jacksonville* 13

Raleigh 30 *Port City* 8

Wake Forest [20] *Pineville* 18

Fayetteville 34 *Chapel Hill* 4

Jacksonville 28 *Capital Area* 10

Durham 34 *Port City* 4

Raleigh 21 *Pineville* 17

Fayetteville 31 *Piedmont* 7

Jacksonville 23 *Lake Norman* 15

Greensboro 19+ *Port City* 19

Durham 28 *Pineville* 10

Fayetteville 33 *Capital Area* 5

Raleigh 32 *Jacksonville* 6

Port City 19+ *Piedmont* 19

(home team listed in italics in all matches)

February 1 results:

Piedmont	18	<i>Charlotte</i>	6	Port City	19	<i>Apex</i>	5
<i>Fuquay-Varina</i>	16	<i>Jacksonville</i>	8	<i>Sneads Ferry</i>	15	<i>Durham</i>	9

(BYES - Asheville, Pineville, Greensboro, Capital Area)

March 8 results:

<i>Greensboro</i>	16	Asheville	8	Capital Area	20	<i>Jacksonville</i>	4
<i>Fuquay-Varina</i>	13	<i>Pineville</i>	11	<i>Durham</i>	14	<i>Port City</i>	10

(BYES - Charlotte, Sneads Ferry, Piedmont, Apex)

March 22 / April 12 & 19 results:

<i>Durham</i>	14	Asheville	10	<i>Greensboro</i>	14	<i>Port City</i>	10
<i>Pineville</i>	16	Apex (forfeit)	0	<i>Sneads Ferry</i>	14	<i>Piedmont</i>	10

(BYES - Charlotte, Jacksonville, Capital Area, Fuquay-Varina)

May 3 results:

<i>Asheville</i>	19	<i>Fuquay-Varina</i>	5	<i>Jacksonville</i>	17	<i>Apex</i>	7
<i>Charlotte</i>	13	<i>Greensboro</i>	11	<i>Piedmont</i>	17	<i>Port City</i>	7
<i>Durham</i>	16	<i>Pineville</i>	8	(Sneads Ferry @ Capital Area - postponed)			

June 14 schedule: (BYES - Sneads Ferry, Durham)

Asheville @ Apex	Pineville @ Greensboro	Fuquay-Varina @ Port City
Capital Area @ Charlotte	Jacksonville @ Piedmont	

July 19 schedule: (BYES - Pineville, Fuquay-Varina)

Piedmont @ Asheville	Greensboro @ Jacksonville	Apex @ Sneads Ferry
Charlotte @ Durham	Port City @ Capital Area	

August 23 schedule: (BYES - Asheville, Port City, Piedmont, Apex)

<i>Fuquay-Varina</i> @ Charlotte	<i>Jacksonville</i> @ Durham
<i>Pineville</i> @ Capital Area	<i>Greensboro</i> @ Sneads Ferry

September 13 schedule: (BYES - Jacksonville, Port City, Greensboro, Durham)

Capital Area @ Asheville	Piedmont @ Pineville
Charlotte @ Apex	Sneads Ferry @ Fuquay-Varina

November 22 & 23 Postseason tournament (top 4 teams from each div.). Hosted by Piedmont.

Quarterfinals: Saturday 12:00 p.m. -- Semifinals: Saturday, 5:00 p.m. -- Finals: Sunday, 1:00 p.m.



SANCTIONED BY



\$5,200 +

May 30th - June 1st 2025

Location: The Upper Deck 329 N. Harrison Ave. Cary, NC 27523

Day	Friday	Saturday							Sunday				
Time	8:00 PM	10:00 AM	12:30 PM	1:00 PM	2:30 PM	3:00 PM	5:00 PM	8:00 PM	11:00 AM	1:00 PM	1:30 PM	2:30 PM	3:00 PM
Event	Blind Draw 501/CR/ Choice **DE**	Mixed Doubles 501	Ladies' Singles 501*	Men's Doubles 501	Ladies' Doubles 501	Men' Singles 501*	Mixed Trip's 601	Blind Draw 501/CR/ Choice **DE**	Mixed Doubles Cricket	Ladies' Singles Cricket*	Men's Doubles Cricket	Ladies' Doubles Cricket	Men's Singles Cricket*
Entry Fee	\$20	\$30	\$20	\$30	\$30	\$20	\$45	\$20	\$30	\$20	\$30	\$30	\$20
1st	\$200	\$200	\$120	\$200	\$140	\$200	\$270	40%	\$200	\$120	\$200	\$140	\$200
2nd	\$100	\$100	\$60	\$100	\$70	\$100	\$120	20%	\$100	\$60	\$100	\$70	\$100
Top 4	\$50	\$50	\$30	\$50	\$40	\$50	\$60	10%	\$50	\$30	\$50	\$40	\$50
Top 8	\$25	\$25	\$15	\$25	N/A	\$25	N/A	N/A	\$25	\$15	\$25	N/A	\$25
Total	\$504	\$504	\$300	\$504	\$290	\$500	\$510	80%	\$504	\$300	\$504	\$290	\$500

All Singles event include \$2.00 ADO Fee. *

All events include \$1.00 Dart Connect Fee per person per event.

All Blind Draws are DE

Posted times reflect Signup deadline.

All Singles events are best of 5 in the Finals and all other events are best of 3. Only the two blind draws are DE** All other events are best of 3 Diddle every Leg.

Warning: Darts is an Adult sport. It is dangerous for children to play without Adult Supervision.


Tournament Director:

Michelle Fisher 704-904-6775



Disclaimer Amateur Status- The Host Association and/or the ADO assumes no responsibility for any adverse effects which dart awards may have on Amateur Status

CVDA President: Susan Linkous
P.O. Box 2565, Chester, VA 23831
804-212-5449
<http://www.cvdadarts.com/>
president@CVDA.org
Follow us on Facebook:
Central Virginia Darts Association



Location:
Richmond East Moose Lodge 1947
7167 Flag Lane
Mechanicsville, VA 23111
Phone: 804-730-4938

\$10,200

The 44th Annual CVDA Dart Classic
June 13-15, 2025

Doors Open at 5:00 PM Friday

EVENT	FRIDAY		SATURDAY								SUNDAY			
	6:00 PM Open Singles	8:00 PM Blind Draw Doubles	10:00 AM Ladies Doubles	11:00 AM Men's Singles	1:00 PM Ladies Singles	2:00 PM Men's Doubles	5:00 PM Mixed Doubles	8:00 PM Blind Draw Doubles	10:00 AM Ladies Doubles	11:00 AM Men's Doubles	12:00 PM Ladies Singles (Best of 5)	1:00 PM Men's Singles (Best of 5)		
Format	301 DI/DO	501/Cricket/CC	Cricket	Cricket	Cricket	Cricket	501/Cricket/CC	501/Cricket/CC	501 FI/DO	501 FI/DO	501 FI/DO	501 FI/DO		
Entry Fee	\$20.00 Person	\$10.00 Person	\$30.00 Team	\$22.00 Person *	\$22.00 Person *	\$30.00 Team	\$30.00 Team	\$10.00 Person	\$30.00 Team	\$30.00 Team	\$22.00 Person *	\$22.00 Person *		
1 st	40% + \$150.00	\$350.00	\$280.00	\$460.00	\$300.00	\$500.00	\$450.00	\$250.00	\$250.00	\$400.00	\$250.00	\$350.00		
2 nd	20% + \$74	\$170.00	\$140.00	\$230.00	\$150.00	\$250.00	\$200.00	\$130.00	\$130.00	\$200.00	\$130.00	\$170.00		
3 rd -4 th	10% + \$38	\$80.00	\$70.00	\$110.00	\$70.00	\$100.00	\$100.00	\$50.00	\$50.00	\$100.00	\$50.00	\$80.00		
5 th -8 th	5%	\$40.00	\$30.00	\$50.00	\$30.00	\$50.00	\$50.00	\$30.00	\$30.00	\$50.00	\$30.00	\$40.00		
9 th -16 th		\$20.00		\$20.00			\$30.00					\$20.00		
Total	100% + \$300	\$1,000.00	\$680.00	\$1,270.00	\$710.00	\$1,150.00	\$1,290.00	\$600.00	\$600.00	\$1,000.00	\$600.00	\$1,000.00		

NOTE: Sign-ups open 1 hour prior to each event and close promptly at the times listed above.

*Entry fee includes \$2.00 ADO surcharge. ADO Points will be awarded for 501 and Cricket singles events

*Mention CVDA when making reservations to get the rates posted below.

Cutoff date for darter's rate is May 14, 2024



Holiday Inn Express
7441 Bell Creek Road
Mechanicsville, VA 23111
804-559-0022

Darter Rate \$129.00- Offering Darter Rate on Friday thru Sunday (checkout)

Hampton Inn
7433 Bell Creek Rd.,
Mechanicsville, VA 23111
804-559-0559

Darter Rate \$139.00- Offering Darter Rate on Friday thru Sunday (checkout)



Vendor table for all of your dart supply needs onsite.

A DARTER/GUEST CAUSING DAMAGES TO CVDA AND/OR LODGE PROPERTY WILL ASSUME RESPONSIBILITY FOR ALL DAMAGES AND COSTS INCURRED. THE DARTER MAY BE SUBJECT TO DISMISSAL FROM THE TOURNAMENT AND/OR LODGE PROPERTY.



DENNIS FRANEY MEMORIAL DART TOURNAMENT SATURDAY, JUNE 28TH STEAMERS SPORTS PUB 1513 PIERSON DR ~ CHARLOTTE NC

SCHEDULE OF EVENTS - ENTRY \$10 PER PLAYER, PER EVENT

11 AM MIXED TRIPLES 601, CRICKET, CHOICE (BEST OF 3)

1:30 PM MENS SUPER SINGLES (501, CRICKET, 301, CHOICE, CHOICE)**

2 PM LADIES DOUBLES (501, CRICKET, CHOICE)

3:30 PM MENS DOUBLES (501, CRICKET, CHOICE)


4 PM LADIES SUPER SINGLES (501, CRICKET, 301, CHOICE, CHOICE)**

**BEST OF 5, FIRST 3 GAMES CAN BE PLAYED IN ANY ORDER...WINNER OF BULL IN 4TH AND 5TH GAMES, CALLS GAME, IF NEEDED.

STEAMERS REGULAR BLIND DRAW TO FOLLOW - CUT OFF 8PM

90% PAYOUTS + PRIZES

1ST - 45% 2ND - 25% TOP 4 - 10% EACH



THANKS TO OUR SPONSORS



BEAT
CANCER
FOUNDATION

PROCEEDS
GO TO:

Questions? Contact Julie @ 919-937-7359 OR Michelle @ 864-630-6998

Firecracker \$10,000 June 27-29, 2025

COMFORT INN & SUITES CHATTANOOGA-EAST RIDGE
6710 Ringgold Road, Chattanooga, Tennessee, 37412



Registration ends at event start time listed / Tournament Contacts Davina Hutton 423-331-4889 & Randy Harvey 423-509-2941

DAY	FRIDAY				SATURDAY										SUNDAY				
TIME	12:00 PM	6:30 PM	7:30 PM	9:30 PM	9:00 AM	10:30 AM	12:00 PM	12:30 PM	3:00 PM	3:30 PM	5:00 PM	6:30 PM	BLIND DRAW 501/CR/CC TO FOLLOW SATURDAY EVENTS		9:00 AM	11:00 AM	11:30 AM	1:00 PM	1:30 PM
EVENT	USSDA 2025 TARGET CRICKET NATIONAL CHAMPIONSHIP PRE-REGISTRATION \$50 DAY OF \$80 75% PAYOUT **	WOMEN'S 301	MEN'S 301	BLIND DRAW 501/CR/CC	YOUTH SINGLES	MIXED DBLS 501	WOMEN'S DBLS 501	MEN'S SNGLS 501	WOMEN'S SNGLS 501	MEN'S DBLS 501	AMATEUR SNGLS 501	MIXED TRIPLES 501			YOUTH/ ADULT	WOMEN'S DBLS CRICKET	MEN'S SNGLS CRICKET	WOMEN'S SNGLS CRICKET	MEN'S DBLS CRICKET
ENTRY FEE		*\$20 PERSON	*\$20 PERSON	\$15 PERSON	FREE	\$20 PERSON	\$20 PERSON	*\$25 PERSON	*\$25 PERSON	\$20 PERSON	\$15 PERSON	\$15 PERSON			FREE	\$20 PERSON	*\$25 PERSON	*\$25 PERSON	\$20 PERSON
1st		\$150	\$250	40%	MEDAL	\$400	\$200	\$350	\$200	\$400	40%	\$600	\$15.00 ENTRY		MEDAL	\$200	\$350	\$200	\$400
2nd		\$75	\$125	20%	MEDAL	\$200	\$100	\$175	\$100	\$200	20%	\$300	80% PAYOUT		MEDAL	\$100	\$175	\$100	\$200
Top 4		\$25	\$50	10%		\$120	\$60	\$100	\$50	\$120	10%	\$150				\$60	\$100	\$50	\$120
Top 8			\$25			\$60	\$40	\$50	\$25	\$60		\$75	PLACES PAID BASED ON PARTICIPATION			\$40	\$50	\$25	\$60
Top 16								\$25									\$25		
TOTAL PAYOUTS		\$275	\$575	80%		\$1080	\$580	\$1125	\$500	\$1080	80%	\$1500				\$580	\$1125	\$500	\$1080

*Singles 301, Singles 501 and Singles Cricket include \$2 ADO surcharge

** Amateur Event not included in ADO Sanctioning

** USSDA Target Cricket National Championship not a part of ADO Sanctioning / Long Format Play / Separate Men's - Women's Bracket Based on Participation

Men's 501 Long Play, Opening Rounds - Best of 5, Semis & Finals - Best of 7
*** Women's 501, Opening Rounds - Best of 3, Semis & Finals - Best of 5
All games are best of 3 unless otherwise noted. All 01 games alternate start, cork deciding leg. Cricket - cork every leg.

COMFORT INN & SUITES CHATTANOOGA-EAST RIDGE
Special Room Rates Available With Link:
<https://www.choicehotels.com/reservations/groups/WE74E9>
Reservation Deadline June 16, 2025

This event is non-smoking. The Comfort Inn or GCDA does not serve alcohol, therefore, GCDA will be selling armbands at the door which will allow you to bring your own alcohol into the dart hall. Cost for armbands is \$15 per day or \$30 for the entire weekend at the GCDA store prior to the start of the tournament (<https://gcda.company.site/>). Cost for armbands at the door, \$15 per day, \$40 for the entire weekend.



QCDA \$ 16,033 Charlotte Open

Will Host "Charlotte Classic" Part of the CDC Summer Series

July 10th - 13th 2025

MACK DARTS www.MackDartSupply.com

www.Champdarts.com Registration Details @ www.champdarts.com

DAY	Thur	Friday	Saturday	Sunday
Time	6:00 PM	8:00 PM	1:00 PM	8:00 PM
EVENT	301 & Done***	Blind Draw 501/CR/Choice DE*	CDC Charlotte Classic	Blind Draw 501/CR/Choice DE*
Entry Fee	\$15.00	\$20.00	\$20.00	\$20.00
1ST	\$100	\$200	\$360	\$150
2ND	\$50	\$100	\$200	\$75
TOP 4	\$25	\$50	\$100	\$40
TOP 8	N/A	N/A	\$50	N/A
TOP 16	N/A	N/A	\$30	N/A
TOP 32	N/A	N/A	N/A	N/A
Total	\$200	\$400	\$1,200	\$305

** All Singles Events Include \$2.00 ADO Fee * All Blind Draws are DE *** All 301 Events are one and done. Diddle Every Leg Posted Time is Close of Registration
**** Pro Event Best of 7 to Top 8, Best of 9 Top 4, Best of 12 Finals. Diddle/Alt then Diddle if goes to last Leg



Youth Events Sponsored by Steamer's Sports Pub

Day	Time
Friday	CDC Youth Event 7:00 PM
Saturday	CDC Youth Event 10:00 AM
	Youth Blind Draw 7:00 PM
Sunday	Youth/Adult 501 \$10.00 Entry Fee 8:00 AM
	CDC Youth Event 10:00 AM

Youth Directors: Erin Quinn For CDC & Michelle Bullock For QCDA

Tournament Director: Michelle Fisher 704-904-6775



Dart Supplies Provided By:



Disclaimer Amateur Status- The Host Association and/or the ADO assumes no responsibility for any adverse effects which dart awards may have on Amateur Status

Warning: Darts is an Adult sport. It is dangerous for children to play without Adult Supervision.

Live Stream By: Eric Smathers



Sheraton
Charlotte Airport
HOTEL

The Sheraton Airport Hotel 3315 Scott Futrell Drive. \$125.00 USD per night- Last Day to Book: Thursday, June 26, 2025.
<https://www.marriott.com/event-reservations/reservation-link.mi?id=1735841655713&key=GRP&questreslink=2=true&app=rsylink>



DIGITAL STEEL



36th Annual Music City Classic

\$27,610 Steel-Tip Tournament

July 24-27, 2025 – Nashville, Tennessee

Tournament Director: Robert Swanson 904-553-1583 / Tournament Operations: Casey Osteen 615-336-7171

Sponsored By:



[CLICK HERE](#) [Hotel Reservation Link - Click Here or Scan QR Code](#)

SONESTA NASHVILLE AIRPORT HOTEL- 600 Marriott Dr., Nashville, TN 37214

Darters Rate: \$157 per night - Cutoff for Darter Rate is June 24th 2025

Complimentary parking for overnight guests, \$7 on-site parking fee for day guests.

SMOKING AND OUTSIDE DRINKS ARE NOT PERMITTED IN THE DART HALL

NAWDA Championship (PDC Qualifier)

Friday, July 25, 2025

For Details go to NAWDA Facebook Page
(North American Women's Darting Association)

WDF Youth Bronze Category Singles

Sunday 10:00 AM

FREE

It is forbidden for youth players to consume alcohol during the tournament

WDF SILVER

Sanctioned By: Sanctioned By:



REGISTRATION WILL END 30 MINUTES PRIOR TO EACH EVENT'S LISTED START TIME

ALL MATCHES ARE BEST OF 3, FINALS BEST OF 5, UNLESS OTHERWISE NOTED

THURSDAY	FRIDAY	SATURDAY	SUNDAY
Time	7:30 pm	6:00 pm	7:00 pm
Event	Blind Draw Crkt/501/CC	Women's Singles 301-DD	Open Pro Singles 501
Entry Fee	\$20 Person	\$25 Person	\$50 Person
1 st	500	500	1,000
2 nd	250	250	500
TOP 4	120	125	250
TOP 8	60	60	125
TOP 16	30	30	70
TOP 32			
Total Payouts	\$1,470	\$1,240	\$3,060

Open Pro Singles Event is 501 SI/DO
Format: Prelim-Top 4(7), Finals (9)
Coin toss, shoot for Bull, alternating starts thereafter.
-Women cannot play in both the Open Pro Event and the Women's Singles 301.

WDF SILVER (SINGLES 501) FORMATS:
Start: Coin Toss, Shoot for Bull, Alternate start thereafter.
Women's Format: Prelim(5), Top 16(7), Final(9)
Men's Format: Prelim(5), Top 32(7), Final(9)
WDF RULES: No Headgear or Headphones during Play

A sum of 2.00 USD is included in the entry fee for the WDF Ranked Singles Events. This Player Levy will be used to fund the WDF Anti-Doping program and other related WDF activities and services. All WDF sanctioned events are subject to WDF Anti-Doping rules. The WDF's Anti-Doping rules can be found by visiting <https://www.dartsworld.com/rules/>
Random drug testing can occur at any time, as required by the World Anti-Doping Agency (WADA)

Singles Cricket Men's & Women's
Finals are best of 5
Cork first leg, then alternate start remaining legs
** Fee includes \$2 ADO surcharge

NEW: Unless Noted, All Event Finals are Best of 5

Non-Singles Events: Cork Each Leg

Scoring and Brackets By Dart Connect
Note: All Events Include \$1 Dart Connect Fee

Spring 2025 RDL Top Singles Records (by division) (FINAL!)

(There are no missing statistics, as all scoresheets from the entire season have been received.) (Game minimums required for these listings:
14 for team G5; 15 for teams G1, G2, G4, G6; 16 for teams G3 and G7, and all A, B and C teams; 19 for all D, E and F teams)

<u>"A" Division</u>			<u>W</u>	<u>L</u>	<u>%-age</u>
1	Phillips, Stevie	A1/ Bully for the Element	23	1	0.958
2	Massengill, Chad	A1/ Bully for the Element	22	2	0.917
3	Gaulthier, Kyle	A3/ Talledega Flights	17	3	0.850
4	Phillips, Robbie	A1/ Bully for the Element	17	5	0.773
5	Vaughan, Aaron	A3/ Talledega Flights	18	6	0.750
	Smith, Allen	A1/ Bully for the Element	12	4	0.750
7	Jones, Mike	A4/ Dart Attack	16	6	0.727
8	Velazquez, Jesse	A5/ Show Me Your Tips	16	7	0.696
9	DiMichele, Doug	A5/ Show Me Your Tips	15	7	0.682
	Lange, Cody	A3/ Talledega Flights	15	7	0.682
11	Fischlein, Kris	A3/ Talledega Flights	10	6	0.625
12	Foushee, Kevin	A6/ Darty Minds	13	8	0.619
13	Lea, Zeek	A4/ Dart Attack	13	9	0.591
	Stoy, Carson	A4/ Dart Attack	13	9	0.591
15	(two tied)		14	10	0.583

<u>"B" Division</u>			<u>W</u>	<u>L</u>	<u>%-age</u>
1	Gelhar, Tommy	B4/ Hump Day!	19	3	0.864
2	Cole, Mike	B1/ Why So Serious?	17	4	0.810
3	Eastmead, Phillip	B2/ Double In Stumble Out	17	5	0.773
4	Gallagher, Jim	B5/ Raging Bulls	16	5	0.762
5	Butters, Kent	B2/ Double In Stumble Out	17	6	0.739
	Ginger, Chuck	B5/ Raging Bulls	17	6	0.739
7	Hoyt, David	B3/ Kids Mis-B-having	13	5	0.722
8	Murray, Shane	B6/ The Outlaws	13	6	0.684
9	Bunn, Tim	B4/ Hump Day!	15	7	0.682
10	Tant, J.J.	B6/ The Outlaws	14	7	0.667
11	Baldwin, Randy	B4/ Hump Day!	13	7	0.650
12	Bracco, Michael	B1/ Why So Serious?	16	9	0.640
13	Clark, Dan	B6/ The Outlaws	12	7	0.632
	Oakley, Jerry	B4/ Hump Day!	12	7	0.632
15	Cannizzaro, Anthony	B1/ Why So Serious?	12	9	0.571

<u>"C" Division</u>			<u>W</u>	<u>L</u>	<u>%-age</u>
1	Hartley, Bryan	C3/ Village Idiots	19	3	0.864
	Wilson, Matt	C2/ Darty Little Secrets	19	3	0.864
3	Gibson, Jack	C5/ Nine Lives	17	6	0.739
4	Borgna, Andrew	C2/ Darty Little Secrets	17	7	0.708
5	Beaird, Tommy	C6/ Wing & A Plaque	16	7	0.696
6	Al-Hoory, Ahmed	C2/ Darty Little Secrets	15	7	0.682
	Lamb, Mike	C6/ Wing & A Plaque	15	7	0.682
8	Sautter, Scott	C1/ Shooter McGavin	16	8	0.667
	Winters, Tom	C7/ Rif Raf	16	8	0.667
10	Rudy, Jeff	C4/ One Armed Bandits	14	8	0.636
11	Flanagan, Stephen	C1/ Shooter McGavin	15	9	0.625
	Knott, Ronnie	C1/ Shooter McGavin	15	9	0.625
13	Bailey, Matt	C6/ Wing & A Plaque	13	9	0.591
	Toolan, Chris	C1/ Shooter McGavin	13	9	0.591
15	Reid, Chris	C7/ Rif Raf	10	7	0.588

<u>"D" Division</u>			<u>W</u>	<u>L</u>	<u>%-age</u>
1	Robinson, Mike	D2/ Darty Sanchez	23	3	0.885
2	Howes, Guy	D7/ Dirty Darts Done Dirt Cl	24	4	0.857
3	Ball, Pat	D8/ Irish Ton	18	7	0.720
	White, J.J.	D3/ Menace 2 Sobriety	18	7	0.720
5	Price, Brady	D3/ Menace 2 Sobriety	20	8	0.714
	Barnes, Adam	D5/ Liquor Possee	15	6	0.714
7	Van Roekel, Karl	D8/ Irish Ton	16	7	0.696
8	Johnson, Dave	D3/ Menace 2 Sobriety	19	9	0.679
	Olson, Kevin	D1/ Off Constantly-Reboot	19	9	0.679
10	Frederick, Karl	D8/ Irish Ton	18	9	0.667
	May, Brayden	D5/ Liquor Possee	16	8	0.667
12	Clark, Chad	D7/ Dirty Darts Done Dirt Cl	17	11	0.607
	Kirkpatrick, Scott	D4/ Red-eye Rangers	17	11	0.607
14	Powell, Mark	D4/ Red-eye Rangers	15	10	0.600
15	Butterworth, Dan	D8/ Irish Ton	14	10	0.583

<u>"E" Division</u>			<u>W</u>	<u>L</u>	<u>%-age</u>
1	Samaluk, Somchai	E8/ Waddle In, Waddle Out	23	3	0.885
2	Evans, David	E7/ Bottoms Up	22	3	0.880
3	Schaefer, John	E6/ Sharky's Machine	19	3	0.864
4	Crabtree, Reagan	E7/ Bottoms Up	18	3	0.857
5	Hawks, Michael	E7/ Bottoms Up	19	8	0.704
6	Tschetter, Aaron	E7/ Bottoms Up	15	7	0.682
7	Bowen, Andy	E1/ Bangin The Wire	19	9	0.679
8	Rawlings, Shane	E8/ Waddle In, Waddle Out	16	8	0.667
9	Carter, Kevin	E8/ Waddle In, Waddle Out	14	8	0.636
	Fleener, Michael	E4/ Runs with Corks	14	8	0.636
11	Hall, Josh	E5/ Cheap Shots	16	10	0.615
	Mincey, Chris	E1/ Bangin The Wire	16	10	0.615
13	Amarante, John	E4/ Runs with Corks	15	10	0.600
	Buckman, Dave	E5/ Cheap Shots	15	10	0.600
15	Ehrmann, Rob	E4/ Runs with Corks	13	9	0.591

<u>"F" Division</u>			<u>W</u>	<u>L</u>	<u>%-age</u>
1	Lewis, Ian	F8/ The Dartifacts	19	1	0.950
2	Whitley, Brian	F6/ Nein Mark	19	3	0.864
3	Swepson, Jerrell	F7/ Dart Knights	24	4	0.857
4	Amos, Terron	F7/ Dart Knights	22	4	0.846
5	Massey, Steve	F8/ The Dartifacts	20	4	0.833
6	Campbell, Aaron	F4/ Sofa Kings	18	6	0.750
	Mata-Adams, Juan	F8/ The Dartifacts	18	6	0.750
8	Keim, Roger	F4/ Sofa Kings	20	8	0.714
	Raquet, Mike	F3/ That's What She Said	20	8	0.714
10	Thomas, Tony	F7/ Dart Knights	16	7	0.696
11	Mathews, Olivia	F1/ Death Throw	18	9	0.667
12	Willis, Logan	F1/ Death Throw	14	8	0.636
13	Bender, Jamie	F8/ The Dartifacts	15	9	0.625
14	Phillips, Leslie	F2/ She-nanigans	16	10	0.615
15	Mathews, Dave	F1/ Death Throw	12	8	0.600

<u>"G" Division</u>			<u>W</u>	<u>L</u>	<u>%-age</u>
1	Furdon, Brian	G3/ Heart of Dartness	22	0	1.000
2	Furdon, Matt	G3/ Heart of Dartness	15	4	0.789
3	Grochocinski, Paul	G1/ Flight Risks	14	4	0.778
4	Kline, John	G6/ Bright side of Flights	15	5	0.750
5	Jenkins, Leah	G4/ We're Sexy & We Throv	15	6	0.714
6	Boucher, Keith	G4/ We're Sexy & We Throv	11	5	0.688
7	Jones, Mike	G4/ We're Sexy & We Throv	15	7	0.682
8	Quintana, Abaddon	G1/ Flight Risks	11	6	0.647
9	King, Jason	G3/ Heart of Dartness	12	7	0.632
	Nguyen, Tommy	G5/ 21 Dart Salute	12	7	0.632
11	McLeary, Devin	G6/ Bright side of Flights	10	6	0.625
12	Furdon, Chelsea	G3/ Heart of Dartness	13	8	0.619
13	Roy, Lance	G3/ Heart of Dartness	11	7	0.611
14	Hanson, Jesier	G3/ Heart of Dartness	12	8	0.600
	Raymond, Ryan	G5/ 21 Dart Salute	12	8	0.600

<u>Women's Records</u>			<u>W</u>	<u>L</u>	<u>%-age</u>
# by div.: A-0, B-4, C-2, D-4, E-6, F-21, G-15)					
B	Shamer, Michelle	B1/ Why So Serious?	11	9	0.550
C	Wilson, Samantha	C2/ Darty Little Secrets	13	11	0.542
D	Dzengeleski, Julie	D4/ Red-eye Rangers	9	17	0.346
E	Fleener, Leigh Ann	E4/ Runs with Corks	9	11	0.450
	Smith, Lauren	E7/ Bottoms Up	7	14	0.333
F	Mathews, Olivia	F1/ Death Throw	18	9	0.667
	Phillips, Leslie	F2/ She-nanigans	16	10	0.615
	Taylor, Tisha	F2/ She-nanigans	9	10	0.474
	Velazquez, Keri	F2/ She-nanigans	9	11	0.450
	Fahey, Beck	F2/ She-nanigans	10	14	0.417
G	Jenkins, Leah	G4/ We're Sexy & We Throv	15	6	0.714
	Furdon, Chelsea	G3/ Heart of Dartness	13	8	0.619
	Nelson, Erin	G2/ Flight Club	6	10	0.375
	Fletcher, Aubrey	G2/ Flight Club	7	12	0.368

Spring 2025 RDL Top Doubles Records (by division) (FINAL!)

(There are no missing statistics, as all scoresheets from the entire season have been received.) (Game minimums required for these listings:
14 for team G5; 15 for teams G1, G2, G4, G6; 16 for teams G3 and G7, and all A, B and C teams; 19 for all D, E and F teams)

<u>"A" Division</u>			<u>W</u>	<u>L</u>	<u>%-age</u>
1	Phillips, Robbie	A1/ Bully for the Element	19	1	0.950
2	Smith, Allen	A1/ Bully for the Element	15	1	0.938
3	Johnson, Michael	A1/ Bully for the Element	14	2	0.875
4	Phillips, Stevie	A1/ Bully for the Element	20	4	0.833
5	Massengill, Chad	A1/ Bully for the Element	17	5	0.773
6	Gauthier, Kyle	A3/ Talledega Flights	14	6	0.700
7	Bennett, Will	A5/ Show Me Your Tips	16	8	0.667
	DiMichele, Doug	A5/ Show Me Your Tips	14	7	0.667
	Vaughan, Aaron	A3/ Talledega Flights	14	7	0.667
10	Velazquez, Jesse	A5/ Show Me Your Tips	13	7	0.650
11	Mozzetti, Tim	A2/ Fringe Prime	14	8	0.636
12	Klann, Eric	A2/ Fringe Prime	11	7	0.611
	Lange, Cody	A3/ Talledega Flights	11	7	0.611
14	Foushee, Kevin	A6/ Darty Minds	12	8	0.600
15	Jones, Grey	A3/ Talledega Flights	11	8	0.579

<u>"B" Division</u>			<u>W</u>	<u>L</u>	<u>%-age</u>
1	Cole, Mike	B1/ Why So Serious?	16	4	0.800
2	Bracco, Michael	B1/ Why So Serious?	18	6	0.750
3	Shamer, Michelle	B1/ Why So Serious?	14	5	0.737
4	Murray, Shane	B6/ The Outlaws	14	7	0.667
5	Gelhar, Tommy	B4/ Hump Day!	15	8	0.652
6	O'Toole, Mike	B5/ Raging Bulls	11	6	0.647
7	Ginger, Chuck	B5/ Raging Bulls	13	8	0.619
8	Eastmead, Phillip	B2/ Double In Stumble Out	11	7	0.611
	Tant, J.J.	B6/ The Outlaws	11	7	0.611
10	Cannizzaro, Anthony	B1/ Why So Serious?	14	10	0.583
11	Morgan, Larry	B5/ Raging Bulls	11	8	0.579
12	Bunn, Tim	B4/ Hump Day!	12	9	0.571
13	McEwen, William	B4/ Hump Day!	9	7	0.563
14	Clark, Dan	B6/ The Outlaws	10	8	0.556
	Ellis, E.J.	B5/ Raging Bulls	10	8	0.556

<u>"C" Division</u>			<u>W</u>	<u>L</u>	<u>%-age</u>
1	Porcelli, Robb	C5/ Nine Lives	15	5	0.750
2	Rudy, Jeff	C4/ One Armed Bandits	17	6	0.739
3	Bailey, Matt	C6/ Wing & A Plaque	15	6	0.714
	Beaird, Tommy	C6/ Wing & A Plaque	15	6	0.714
5	Gibson, Jack	C5/ Nine Lives	14	6	0.700
6	Al-Hoory, Ahmed	C2/ Darty Little Secrets	15	7	0.682
	Toolan, Chris	C1/ Shooter McGavin	15	7	0.682
8	Knott, Ronnie	C1/ Shooter McGavin	16	8	0.667
9	Romanchek, David	C5/ Nine Lives	12	7	0.632
10	Flanagan, Stephen	C1/ Shooter McGavin	14	10	0.583
	Wilson, Samantha	C2/ Darty Little Secrets	14	10	0.583
12	Copple, Matthew	C5/ Nine Lives	11	8	0.579
	Guenther, George	C6/ Wing & A Plaque	11	8	0.579
14	Trefzger, Ken	C4/ One Armed Bandits	13	10	0.565
15	(two tied)		10	8	0.556

<u>"D" Division</u>			<u>W</u>	<u>L</u>	<u>%-age</u>
1	Robinson, Mike	D2/ Darty Sanchez	20	5	0.800
2	Howes, Guy	D7/ Dirty Darts Done Dirt Cl	20	6	0.769
3	Brady, Marlin	D5/ Liquor Possee	16	6	0.727
4	Olson, Kevin	D1/ Off Constantly-Reboot	20	8	0.714
5	Holt, Ben	D1/ Off Constantly-Reboot	18	8	0.692
6	Cosimeno, Randy	D7/ Dirty Darts Done Dirt Cl	15	7	0.682
7	Frederick, Karl	D8/ Irish Ton	18	9	0.667
	May, Brayden	D5/ Liquor Possee	16	8	0.667
9	Leshner, Jon	D6/ One Dart Wonders	17	9	0.654
10	Barreiro Pujol, Ollie	D2/ Darty Sanchez	14	8	0.636
11	Price, Brady	D3/ Menace 2 Sobriety	18	11	0.621
12	Allen, Zach	D5/ Liquor Possee	13	8	0.619
13	Clark, Chad	D7/ Dirty Darts Done Dirt Cl	16	10	0.615
14	Maierhofer, Sean	D2/ Darty Sanchez	14	9	0.609
15	(two tied)		13	9	0.591

<u>"E" Division</u>			<u>W</u>	<u>L</u>	<u>%-age</u>
1	Evans, David	E7/ Bottoms Up	20	3	0.870
2	McMillan, Evan	E7/ Bottoms Up	23	5	0.821
3	Theall, Ken	E2/ Ton 80 Proof	15	6	0.714
4	VanDyke, Darren	E7/ Bottoms Up	18	8	0.692
5	Tschetter, Aaron	E7/ Bottoms Up	17	8	0.680
6	Hawks, Michael	E7/ Bottoms Up	18	9	0.667
	Crabtree, Reagan	E7/ Bottoms Up	14	7	0.667
8	Dehnel, Sebastian	E2/ Ton 80 Proof	15	8	0.652
9	Warren, Randy	E5/ Cheap Shots	16	9	0.640
10	Wood, Connor	E3/ Rippin Darts	16	10	0.615
11	Gagner, Chris	E2/ Ton 80 Proof	14	9	0.609
	McDonald, Chase	E3/ Rippin Darts	14	9	0.609
13	Blake, Rick	E2/ Ton 80 Proof	15	10	0.600
14	Ehrmann, Rob	E4/ Runs with Corks	12	9	0.571
15	Samaluk, Somchai	E8/ Waddle In, Waddle Out	14	11	0.560

<u>"F" Division</u>			<u>W</u>	<u>L</u>	<u>%-age</u>
1	Mata-Adams, Juan	F8/ The Dartifacts	19	4	0.826
2	Bosier, Sean	F1/ Death Throw	20	5	0.800
3	Lewis, Ian	F8/ The Dartifacts	15	4	0.789
4	Willis, Tolson	F1/ Death Throw	17	5	0.773
5	Massey, Steve	F8/ The Dartifacts	20	6	0.769
6	Whitley, Brian	F6/ Nein Mark	15	6	0.714
7	Updyke, Gerald	F6/ Nein Mark	17	7	0.708
8	Swepson, Jerrell	F7/ Dart Knights	18	8	0.692
9	Fortune, Chase	F1/ Death Throw	17	8	0.680
	Heath, John	F6/ Nein Mark	17	8	0.680
11	Bender, Jamie	F8/ The Dartifacts	14	8	0.636
	Lefebvre, C.J.	F7/ Dart Knights	14	8	0.636
13	Campbell, Aaron	F4/ Sofa Kings	17	11	0.607
	Keim, Roger	F4/ Sofa Kings	17	11	0.607
15	Amos, Terron	F7/ Dart Knights	15	10	0.600

<u>"G" Division</u>			<u>W</u>	<u>L</u>	<u>%-age</u>
1	Furdon, Brian	G3/ Heart of Dartness	18	4	0.818
2	Furdon, Matt	G3/ Heart of Dartness	15	4	0.789
3	Quintana, Abaddon	G1/ Flight Risks	14	4	0.778
4	King, Jason	G3/ Heart of Dartness	13	5	0.722
5	Henne, Brett	G1/ Flight Risks	12	5	0.706
6	Jenkins, Leah	G4/ We're Sexy & We Throv	13	6	0.684
	Jones, Mike	G4/ We're Sexy & We Throv	13	6	0.684
8	Hanson, Jesier	G3/ Heart of Dartness	15	8	0.652
9	Furdon, Chelsea	G3/ Heart of Dartness	14	8	0.636
10	Kline, John	G6/ Bright side of Flights	12	7	0.632
11	Boudreaux, Mark	G5/ 21 Dart Salute	12	8	0.600
12	Ejlali, Shervin	G1/ Flight Risks	9	7	0.563
13	Roe, Emily	G2/ Flight Club	12	10	0.545
14	Raymond, Ryan	G5/ 21 Dart Salute	10	10	0.500
	McNamara, Ken	G4/ We're Sexy & We Throv	8	8	0.500

<u>Women's Records</u>			<u>W</u>	<u>L</u>	<u>%-age</u>
(# by div.: A-0, B-4, C-2, D-4, E-6, F-21, G-15)					
B	Shamer, Michelle	B1/ Why So Serious?	14	5	0.737
C	Wilson, Samantha	C2/ Darty Little Secrets	14	10	0.583
D	Dzengeleski, Julie	D4/ Red-eye Rangers	13	13	0.500
E	Fleener, Leigh Ann	E4/ Runs with Corks	10	11	0.476
	-	-	-	-	-
	Mathews, Olivia	F1/ Death Throw	15	12	0.556
	Caldwell, Taylor	F3/ That's What She Said	15	17	0.469
F	Phillips, Leslie	F2/ She-nanigans	9	17	0.346
	Velazquez, Keri	F2/ She-nanigans	5	14	0.263
	Hoover, Kim	F2/ She-nanigans	5	16	0.238
	Jenkins, Leah	G4/ We're Sexy & We Throv	13	6	0.684
G	Furdon, Chelsea	G3/ Heart of Dartness	14	8	0.636
	Roe, Emily	G2/ Flight Club	12	10	0.545
	Fletcher, Aubrey	G2/ Flight Club	8	11	0.421

Spring 2025 RDL Top Singles+Doubles Records (by division) (FINAL!)

(There are no missing statistics, as all scoresheets from the entire season have been received.) (Game minimums required for these listings:
27 for team G5; 30 for teams G1, G2, G4, G6; 32 for teams G3 and G7, and all A, B and C teams; 37 for all D, E and F teams)

<u>"A" Division</u>			<u>W</u>	<u>L</u>	<u>%-age</u>
1	Phillips, Stevie	A1/ Bully for the Element	43	5	0.896
2	Phillips, Robbie	A1/ Bully for the Element	36	6	0.857
3	Massengill, Chad	A1/ Bully for the Element	39	7	0.848
4	Smith, Allen	A1/ Bully for the Element	27	5	0.844
5	Gauthier, Kyle	A3/ Talledega Flights	31	9	0.775
6	Vaughan, Aaron	A3/ Talledega Flights	32	13	0.711
7	DiMichele, Doug	A5/ Show Me Your Tips	29	14	0.674
	Velazquez, Jesse	A5/ Show Me Your Tips	29	14	0.674
9	Lange, Cody	A3/ Talledega Flights	26	14	0.650
10	Jones, Mike	A4/ Dart Attack	28	16	0.636
11	Bennett, Will	A5/ Show Me Your Tips	30	18	0.625
12	Foushee, Kevin	A6/ Darty Minds	25	16	0.610
13	Powell, Lee	A5/ Show Me Your Tips	19	14	0.576
14	Mitchell, Sid	A2/ Fringe Prime	25	21	0.543
15	Lea, Zeek	A4/ Dart Attack	22	20	0.524

<u>"B" Division</u>			<u>W</u>	<u>L</u>	<u>%-age</u>
1	Cole, Mike	B1/ Why So Serious?	33	8	0.805
2	Gelhar, Tommy	B4/ Hump Day!	34	11	0.756
3	Eastmead, Phillip	B2/ Double In Stumble Out	28	12	0.700
4	Bracco, Michael	B1/ Why So Serious?	34	15	0.694
5	Ginger, Chuck	B5/ Raging Bulls	30	14	0.682
6	Murray, Shane	B6/ The Outlaws	27	13	0.675
7	Shamer, Michelle	B1/ Why So Serious?	25	14	0.641
	Tant, J.J.	B6/ The Outlaws	25	14	0.641
9	Bunn, Tim	B4/ Hump Day!	27	16	0.628
10	Gallagher, Jim	B5/ Raging Bulls	25	15	0.625
11	Butters, Kent	B2/ Double In Stumble Out	28	17	0.622
12	Baldwin, Randy	B4/ Hump Day!	24	16	0.600
13	Clark, Dan	B6/ The Outlaws	22	15	0.595
14	Hoyt, David	B3/ Kids Mis-B-having	21	15	0.583
15	Cannizzaro, Anthony	B1/ Why So Serious?	26	19	0.578

<u>"C" Division</u>			<u>W</u>	<u>L</u>	<u>%-age</u>
1	Gibson, Jack	C5/ Nine Lives	31	12	0.721
2	Beaird, Tommy	C6/ Wing & A Plaque	31	13	0.705
3	Rudy, Jeff	C4/ One Armed Bandits	31	14	0.689
4	Al-Hoory, Ahmed	C2/ Darty Little Secrets	30	14	0.682
	Wilson, Matt	C2/ Darty Little Secrets	30	14	0.682
6	Bailey, Matt	C6/ Wing & A Plaque	28	15	0.651
7	Guenther, George	C6/ Wing & A Plaque	22	12	0.647
8	Knott, Ronnie	C1/ Shooter McGavin	31	17	0.646
9	Toolan, Chris	C1/ Shooter McGavin	28	16	0.636
10	Porcelli, Robb	C5/ Nine Lives	24	14	0.632
11	Hartley, Bryan	C3/ Village Idiots	29	17	0.630
12	Borgna, Andrew	C2/ Darty Little Secrets	27	17	0.614
13	Flanagan, Stephen	C1/ Shooter McGavin	29	19	0.604
14	Lamb, Mike	C6/ Wing & A Plaque	27	19	0.587
15	Copple, Matthew	C5/ Nine Lives	23	17	0.575

<u>"D" Division</u>			<u>W</u>	<u>L</u>	<u>%-age</u>
1	Robinson, Mike	D2/ Darty Sanchez	43	8	0.843
2	Howes, Guy	D7/ Dirty Darts Done Dirt Cl	44	10	0.815
3	Olson, Kevin	D1/ Off Constantly-Reboot	39	17	0.696
4	Price, Brady	D3/ Menace 2 Sobriety	38	19	0.667
	Frederick, Karl	D8/ Irish Ton	36	18	0.667
	May, Brayden	D5/ Liquor Possee	32	16	0.667
7	Barnes, Adam	D5/ Liquor Possee	28	15	0.651
8	Ball, Pat	D8/ Irish Ton	30	17	0.638
9	Brady, Marlin	D5/ Liquor Possee	28	16	0.636
10	Cosimeno, Randy	D7/ Dirty Darts Done Dirt Cl	25	15	0.625
11	Clark, Chad	D7/ Dirty Darts Done Dirt Cl	33	21	0.611
12	Holt, Ben	D1/ Off Constantly-Reboot	31	21	0.596
13	Leshner, Jon	D6/ One Dart Wonders	28	20	0.583
	Van Roekel, Karl	D8/ Irish Ton	28	20	0.583
15	White, J.J.	D3/ Menace 2 Sobriety	29	21	0.580

<u>"E" Division</u>			<u>W</u>	<u>L</u>	<u>%-age</u>
1	Evans, David	E7/ Bottoms Up	42	6	0.875
2	Crabtree, Reagan	E7/ Bottoms Up	32	10	0.762
3	Samaluk, Somchai	E8/ Waddle In, Waddle Out	37	14	0.725
4	Schaefer, John	E6/ Sharky's Machine	31	13	0.705
5	Hawks, Michael	E7/ Bottoms Up	37	17	0.685
	McMillan, Evan	E7/ Bottoms Up	37	17	0.685
7	Tschetter, Aaron	E7/ Bottoms Up	32	15	0.681
8	VanDyke, Darren	E7/ Bottoms Up	32	19	0.627
9	Dehnell, Sebastian	E2/ Ton 80 Proof	29	18	0.617
10	Fleener, Michael	E4/ Runs with Corks	23	15	0.605
11	McDonald, Chase	E3/ Rippin Darts	28	19	0.596
12	Ehrmann, Rob	E4/ Runs with Corks	25	18	0.581
	Gagner, Chris	E2/ Ton 80 Proof	25	18	0.581
14	Hall, Josh	E5/ Cheap Shots	29	21	0.580
15	Mincey, Chris	E1/ Bangin The Wire	30	22	0.577

<u>"F" Division</u>			<u>W</u>	<u>L</u>	<u>%-age</u>
1	Lewis, Ian	F8/ The Dartifacts	34	5	0.872
2	Massey, Steve	F8/ The Dartifacts	40	10	0.800
3	Whitley, Brian	F6/ Nein Mark	34	9	0.791
4	Mata-Adams, Juan	F8/ The Dartifacts	37	10	0.787
5	Swepson, Jerrell	F7/ Dart Knights	42	12	0.778
6	Amos, Terron	F7/ Dart Knights	37	14	0.725
7	Campbell, Aaron	F4/ Sofa Kings	35	17	0.673
8	Keim, Roger	F4/ Sofa Kings	37	19	0.661
9	Updyke, Gerald	F6/ Nein Mark	31	18	0.633
10	Bender, Jamie	F8/ The Dartifacts	29	17	0.630
11	Willis, Tolson	F1/ Death Throw	27	16	0.628
12	Bosier, Sean	F1/ Death Throw	33	20	0.623
13	Heath, John	F6/ Nein Mark	32	20	0.615
14	Fortune, Chase	F1/ Death Throw	30	19	0.612
15	(two tied)		33	21	0.611

<u>"G" Division</u>			<u>W</u>	<u>L</u>	<u>%-age</u>
1	Furdon, Brian	G3/ Heart of Dartness	40	4	0.909
2	Furdon, Matt	G3/ Heart of Dartness	30	8	0.789
3	Grochocinski, Paul	G1/ Flight Risks	23	9	0.719
4	Quintana, Abaddon	G1/ Flight Risks	25	10	0.714
5	Jenkins, Leah	G4/ We're Sexy & We Throv	28	12	0.700
6	Kline, John	G6/ Bright side of Flights	27	12	0.692
7	Jones, Mike	G4/ We're Sexy & We Throv	28	13	0.683
8	King, Jason	G3/ Heart of Dartness	25	12	0.676
9	Henne, Brett	G1/ Flight Risks	23	13	0.639
10	Furdon, Chelsea	G3/ Heart of Dartness	27	16	0.628
	Hanson, Jesier	G3/ Heart of Dartness	27	16	0.628
12	Ejlali, Shervin	G1/ Flight Risks	18	12	0.600
13	Roy, Lance	G3/ Heart of Dartness	18	14	0.563
14	Nguyen, Tommy	G5/ 21 Dart Salute	21	17	0.553
15	Raymond, Ryan	G5/ 21 Dart Salute	22	18	0.550

<u>Women's Records</u>			<u>W</u>	<u>L</u>	<u>%-age</u>
(# by div.: A-0, B-4, C-2, D-4, E-6, F-21, G-15)					
B	Shamer, Michelle	B1/ Why So Serious?	25	14	0.641
C	Wilson, Samantha	C2/ Darty Little Secrets	27	21	0.563
D	Dzengeleski, Julie	D4/ Red-eye Rangers	22	30	0.423
E	Smith, Lauren	E7/ Bottoms Up	21	18	0.538
	Fleener, Leigh Ann	E4/ Runs with Corks	19	22	0.463
F	Mathews, Olivia	F1/ Death Throw	33	21	0.611
	Phillips, Leslie	F2/ She-nanigans	25	27	0.481
	Caldwell, Taylor	F3/ That's What She Said	20	29	0.408
	Velazquez, Keri	F2/ She-nanigans	14	25	0.359
	Fahey, Beck	F2/ She-nanigans	13	30	0.302
G	Jenkins, Leah	G4/ We're Sexy & We Throv	28	12	0.700
	Furdon, Chelsea	G3/ Heart of Dartness	27	16	0.628
	Roe, Emily	G2/ Flight Club	17	22	0.436
	Fletcher, Aubrey	G2/ Flight Club	15	23	0.395

Spring 2025 RDL Top All-Star Point Averages (by division) (FINAL!)

(There are no missing statistics, as all scoresheets from the entire season have been received.) (Game minimums required for these listings:
27 for team G5; 30 for teams G1, G2, G4, G6; 32 for teams G3 and G7, and all A, B and C teams; 37 for all D, E and F teams)

<u>"A" Division</u>			<u>ASP</u>	<u>TGP</u>	<u>Ave.</u>
1	Phillips, Stevie	A1/ Bully for the Element	104.5	48	2.177
2	Phillips, Robbie	A1/ Bully for the Element	82.5	42	1.964
3	Jones, Mike	A4/ Dart Attack	76.5	44	1.739
4	Gauthier, Kyle	A3/ Talledega Flights	68.0	40	1.700
5	Massengill, Chad	A1/ Bully for the Element	71.0	46	1.543
6	Mitchell, Sid	A2/ Fringe Prime	65.5	46	1.424
7	Vaughan, Aaron	A3/ Talledega Flights	62.0	45	1.378
8	Foushee, Kevin	A6/ Darty Minds	56.0	41	1.366
9	Smith, Allen	A1/ Bully for the Element	40.5	32	1.266
10	DiMichele, Doug	A5/ Show Me Your Tips	53.5	43	1.244
11	Jones, Grey	A3/ Talledega Flights	46.0	39	1.179
12	Lea, Zeek	A4/ Dart Attack	48.5	42	1.155
13	Bennett, Will	A5/ Show Me Your Tips	54.0	48	1.125
14	Velazquez, Jesse	A5/ Show Me Your Tips	46.0	43	1.070
15	Finney, Dave	A2/ Fringe Prime	51.0	48	1.063

<u>"B" Division</u>			<u>ASP</u>	<u>TGP</u>	<u>Ave.</u>
1	Gelhar, Tommy	B4/ Hump Day!	57.5	45	1.278
2	Butters, Kent	B2/ Double In Stumble Out	45.0	45	1.000
3	Bunn, Tim	B4/ Hump Day!	40.5	43	0.942
4	Tant, J.J.	B6/ The Outlaws	33.5	39	0.859
5	Baxter, Stuart	B3/ Kids Mis-B-having	28.0	33	0.848
6	Cole, Mike	B1/ Why So Serious?	33.5	41	0.817
7	Hoyt, David	B3/ Kids Mis-B-having	28.0	36	0.778
8	Eastmead, Phillip	B2/ Double In Stumble Out	31.0	40	0.775
9	Murray, Shane	B6/ The Outlaws	28.5	40	0.713
10	Cannizzaro, Anthony	B1/ Why So Serious?	31.5	45	0.700
11	Ginger, Chuck	B5/ Raging Bulls	30.0	44	0.682
12	McQueen, Jamie	B2/ Double In Stumble Out	28.5	42	0.679
13	Jones, Dustin	B7/ Mulligan's Mafia	26.5	40	0.663
14	O'Toole, Mike	B5/ Raging Bulls	21.5	33	0.652
15	Scott, Lee	B6/ The Outlaws	27.0	42	0.643

<u>"C" Division</u>			<u>ASP</u>	<u>TGP</u>	<u>Ave.</u>
1	Reid, Chris	C7/ Rif Raf	34.5	35	0.986
2	Hartley, Bryan	C3/ Village Idiots	45.0	46	0.978
3	Wilson, Matt	C2/ Darty Little Secrets	43.0	44	0.977
4	Al-Hoory, Ahmed	C2/ Darty Little Secrets	41.5	44	0.943
5	Rudy, Jeff	C4/ One Armed Bandits	38.0	45	0.844
6	Lamb, Mike	C6/ Wing & A Plaque	37.5	46	0.815
7	Winters, Tom	C7/ Rif Raf	38.0	48	0.792
8	Copple, Matthew	C5/ Nine Lives	31.0	40	0.775
9	Beaird, Tommy	C6/ Wing & A Plaque	32.5	44	0.739
10	Bailey, Matt	C6/ Wing & A Plaque	30.5	43	0.709
11	McEwen, Dave	C3/ Village Idiots	30.5	44	0.693
12	Gibson, Jack	C5/ Nine Lives	29.0	43	0.674
13	Borgna, Andrew	C2/ Darty Little Secrets	29.5	44	0.670
14	Richardson, Shane	C4/ One Armed Bandits	25.5	39	0.654
15	Porcelli, Robb	C5/ Nine Lives	23.5	38	0.618

<u>"D" Division</u>			<u>ASP</u>	<u>TGP</u>	<u>Ave.</u>
1	Howes, Guy	D7/ Dirty Darts Done Dirt Cl	63.0	54	1.167
2	Robinson, Mike	D2/ Darty Sanchez	47.5	51	0.931
3	Olson, Kevin	D1/ Off Constantly-Reboot	50.0	56	0.893
4	Clark, Chad	D7/ Dirty Darts Done Dirt Cl	35.0	54	0.648
5	Kirkpatrick, Scott	D4/ Red-eye Rangers	34.5	55	0.627
6	Trefzger, Eric	D2/ Darty Sanchez	32.0	52	0.615
7	Tuffillaro, Lou	D1/ Off Constantly-Reboot	23.0	39	0.590
8	May, Brayden	D5/ Liquor Possee	27.0	48	0.563
	Seldon, Curtis	D7/ Dirty Darts Done Dirt Cl	22.5	40	0.563
10	White, J.J.	D3/ Menace 2 Sobriety	28.0	50	0.560
11	Barnes, Adam	D5/ Liquor Possee	22.5	43	0.523
12	Leshner, Jon	D6/ One Dart Wonders	25.0	48	0.521
13	Millius, Mike	D6/ One Dart Wonders	27.0	54	0.500
14	Holt, Ben	D1/ Off Constantly-Reboot	25.5	52	0.490
15	Butterworth, Dan	D8/ Irish Ton	23.0	47	0.489

<u>"E" Division</u>			<u>ASP</u>	<u>TGP</u>	<u>Ave.</u>
1	Evans, David	E7/ Bottoms Up	64.0	48	1.333
2	Samaluk, Somchai	E8/ Waddle In, Waddle Out	55.5	51	1.088
3	Ehrmann, Rob	E4/ Runs with Corks	33.5	43	0.779
4	McMillan, Evan	E7/ Bottoms Up	39.5	54	0.731
5	Fleener, Michael	E4/ Runs with Corks	26.0	38	0.684
6	Rawlings, Shane	E8/ Waddle In, Waddle Out	27.5	47	0.585
7	Crabtree, Reagan	E7/ Bottoms Up	24.0	42	0.571
8	Schaefer, John	E6/ Sharky's Machine	24.5	44	0.557
9	Amarante, John	E4/ Runs with Corks	25.0	47	0.532
10	Ellis, Tim	E8/ Waddle In, Waddle Out	23.0	47	0.489
11	Hindle, Mikey	E5/ Cheap Shots	22.0	45	0.489
12	Allison, Frank	E6/ Sharky's Machine	21.5	45	0.478
13	Theall, Ken	E2/ Ton 80 Proof	21.0	44	0.477
14	Dehnel, Sebastian	E2/ Ton 80 Proof	22.0	47	0.468
15	Bowen, Andy	E1/ Bangin The Wire	25.5	56	0.455

<u>"F" Division</u>			<u>ASP</u>	<u>TGP</u>	<u>Ave.</u>
1	Swepson, Jerrell	F7/ Dart Knights	73.5	54	1.361
2	Lewis, Ian	F8/ The Dartifacts	40.0	39	1.026
3	Raquet, Mike	F3/ That's What She Said	44.0	54	0.815
4	Whitley, Brian	F6/ Nein Mark	32.5	43	0.756
5	Massey, Steve	F8/ The Dartifacts	37.0	50	0.740
6	Mata-Adams, Juan	F8/ The Dartifacts	34.5	47	0.734
7	Phillips, Leslie	F2/ She-nanigans	34.0	52	0.654
8	Amos, Terron	F7/ Dart Knights	32.5	51	0.637
9	Keim, Roger	F4/ Sofa Kings	31.5	56	0.563
10	Graber, Shawn	F5/ Shark Shooters	19.5	37	0.527
11	Fortune, Chase	F1/ Death Throw	24.5	49	0.500
12	Wrenn, Cameron	F6/ Nein Mark	26.5	54	0.491
13	Velazquez, Keri	F2/ She-nanigans	19.0	39	0.487
14	Willis, Logan	F1/ Death Throw	20.5	43	0.477
15	Updyke, Gerald	F6/ Nein Mark	23.0	49	0.469

<u>"G" Division</u>			<u>ASP</u>	<u>TGP</u>	<u>Ave.</u>
1	Nguyen, Tommy	G5/ 21 Dart Salute	35.5	38	0.934
2	Furdon, Brian	G3/ Heart of Dartness	37.0	44	0.841
3	Raymond, Ryan	G5/ 21 Dart Salute	23.5	40	0.588
4	Boudreaux, Mark	G5/ 21 Dart Salute	22.0	40	0.550
5	Kline, John	G6/ Bright side of Flights	21.0	39	0.538
6	Jarmon, Mike	G2/ Flight Club	15.5	32	0.484
7	Jenkins, Leah	G4/ We're Sexy & We Throv	18.0	40	0.450
8	Jones, Mike	G4/ We're Sexy & We Throv	18.0	41	0.439
9	Furdon, Matt	G3/ Heart of Dartness	16.5	38	0.434
10	McLeary, Devin	G6/ Bright side of Flights	16.0	37	0.432
11	Jenkins, Kyle	G4/ We're Sexy & We Throv	12.5	34	0.368
12	King, Jason	G3/ Heart of Dartness	13.0	37	0.351
13	Roe, Emily	G2/ Flight Club	12.0	39	0.308
14	McNamara, Ken	G4/ We're Sexy & We Throv	10.5	36	0.292
15	Quintana, Abaddon	G1/ Flight Risks	10.0	35	0.286

<u>Women's Records</u>			<u>ASP</u>	<u>TGP</u>	<u>Ave.</u>
(# by div.: A-0, B-4, C-2, D-4, E-6, F-21, G-15)					
B	Gehring, Tara	B3/ Kids Mis-B-having	13.5	35	0.386
C	Wilson, Samantha	C2/ Darty Little Secrets	22.5	48	0.469
D	Kubel, Nicole	D1/ Off Constantly-Reboot	18.5	44	0.420
E	Fleener, Leigh Ann	E4/ Runs with Corks	14.5	41	0.354
	Smith, Lauren	E7/ Bottoms Up	5.0	39	0.128
	Phillips, Leslie	F2/ She-nanigans	34.0	52	0.654
F	Velazquez, Keri	F2/ She-nanigans	19.0	39	0.487
	Mathews, Olivia	F1/ Death Throw	22.0	54	0.407
	Fahey, Beck	F2/ She-nanigans	13.0	43	0.302
	Clement, Dawn	F2/ She-nanigans	10.0	41	0.244
G	Jenkins, Leah	G4/ We're Sexy & We Throv	18.0	40	0.450
	Roe, Emily	G2/ Flight Club	12.0	39	0.308
	Furdon, Chelsea	G3/ Heart of Dartness	10.0	43	0.233
	Fletcher, Aubrey	G2/ Flight Club	8.5	38	0.224

Spring 2025 RDL League-Wide Sectional Statistics (ranked by percentage) (FINAL!)

(All statistics are included, as there were no missing scoresheets this season)

(Game minimums required for these listings: 6 for all divisions)

<u>Singles 301 Win Percentage</u>			<u>W</u>	<u>L</u>	<u>%-age</u>
1	Lewis, Ian	F8/ The Dartifacts	11	0	1.000
	Furdon, Brian	G3/ Heart of Dartness	11	0	1.000
3	Massengill, Chad	A1/ Bully for the Element	11	1	0.917
	Phillips, Stevie	A1/ Bully for the Element	11	1	0.917
	Borgna, Andrew	C2/ Darty Little Secrets	11	1	0.917
	Sautter, Scott	C1/ Shooter McGavin	11	1	0.917
7	Hartley, Bryan	C3/ Village Idiots	10	1	0.909
	Wilson, Matt	C2/ Darty Little Secrets	10	1	0.909
9	Swepson, Jerrell	F7/ Dart Knights	12	2	0.857
	Smith, Allen	A1/ Bully for the Element	6	1	0.857
	Hamer, Andrew	G1/ Flight Risks	6	1	0.857
	Nicklaus, Jim	G2/ Flight Club	6	1	0.857
13	Ball, Pat	D8/ Irish Ton	11	2	0.846
	Robinson, Mike	D2/ Darty Sanchez	11	2	0.846
	Samaluk, Somchai	E8/ Waddle In, Waddle Out	11	2	0.846
	Furdon, Chelsea	G3/ Heart of Dartness	11	2	0.846
17	Bracco, Michael	B1/ Why So Serious?	10	2	0.833
	Eastmead, Phillip	B2/ Double In Stumble Out	10	2	0.833
	Ginger, Chuck	B5/ Raging Bulls	10	2	0.833
	Carawon, Harris	E8/ Waddle In, Waddle Out	10	2	0.833
	Cody, Mike	D8/ Irish Ton	5	1	0.833
22	Crabtree, Reagan	E7/ Bottoms Up	9	2	0.818
	Schaefer, John	E6/ Sharky's Machine	9	2	0.818
24	Gelhar, Tommy	B4/ Hump Day!	8	2	0.800
	Peterson, Chris	B6/ The Outlaws	8	2	0.800
	Tant, J.J.	B6/ The Outlaws	8	2	0.800
	Massey, Steve	F8/ The Dartifacts	8	2	0.800
28	Howes, Guy	D7/ Dirty Darts Done Dirt C	11	3	0.786
	Johnson, Dave	D3/ Menace 2 Sobriety	11	3	0.786
	Bowen, Andy	E1/ Bangin The Wire	11	3	0.786
	Gylfason, Thorbjorn	E3/ Rippin Darts	11	3	0.786
	Moore, Ken	F4/ Sofa Kings	11	3	0.786
33	Guenther, George	C6/ Wing & A Plaque	7	2	0.778
	Grochocinski, Paul	G1/ Flight Risks	7	2	0.778
	Kline, John	G6/ Bright side of Flights	7	2	0.778
	Quarles, Vincent	G6/ Bright side of Flights	7	2	0.778
37	Amos, Terron	F7/ Dart Knights	10	3	0.769
	Campbell, Aaron	F4/ Sofa Kings	10	3	0.769
39	White, J.J.	D3/ Menace 2 Sobriety	9	3	0.750
	Evans, David	E7/ Bottoms Up	9	3	0.750
	Thomas, Tony	F7/ Dart Knights	9	3	0.750
	Cusher, Dean	A1/ Bully for the Element	6	2	0.750
	Bathurst, Ryan	D5/ Liquor Possee	6	2	0.750
	Gardner, Kyle	D6/ One Dart Wonders	6	2	0.750
	Boucher, Keith	G4/ We're Sexy & We Throv	6	2	0.750
	Furdon, Matt	G3/ Heart of Dartness	6	2	0.750
47	Lange, Cody	A3/ Talledega Flights	8	3	0.727
	Lloyd, Billy	A3/ Talledega Flights	8	3	0.727
	Stoy, Carson	A4/ Dart Attack	8	3	0.727
	Al-Hoory, Ahmed	C2/ Darty Little Secrets	8	3	0.727
	Beaird, Tommy	C6/ Wing & A Plaque	8	3	0.727
	Whitley, Brian	F6/ Nein Mark	8	3	0.727
53	Keim, Roger	F4/ Sofa Kings	10	4	0.714
	Converse, Laurence	E8/ Waddle In, Waddle Out	5	2	0.714
55	Gauthier, Kyle	A3/ Talledega Flights	7	3	0.700
	Gallagher, Jim	B5/ Raging Bulls	7	3	0.700
	Murray, Shane	B6/ The Outlaws	7	3	0.700
	Lamb, Mike	C6/ Wing & A Plaque	7	3	0.700
	Barnes, Adam	D5/ Liquor Possee	7	3	0.700
	Fleener, Michael	E4/ Runs with Corks	7	3	0.700
	Jenkins, Leah	G4/ We're Sexy & We Throv	7	3	0.700
	Raymond, Ryan	G5/ 21 Dart Salute	7	3	0.700
63	Hawks, Michael	E7/ Bottoms Up	9	4	0.692
	Mincey, Chris	E1/ Bangin The Wire	9	4	0.692
	Phillips, Leslie	F2/ She-nanigans	9	4	0.692

<u>Singles Cricket Win Percentage</u>			<u>W</u>	<u>L</u>	<u>%-age</u>
1	Evans, David	E7/ Bottoms Up	13	0	1.000
	Phillips, Stevie	A1/ Bully for the Element	12	0	1.000
	Vaughan, Aaron	A3/ Talledega Flights	12	0	1.000
	Mata-Adams, Juan	F8/ The Dartifacts	12	0	1.000
	Whitley, Brian	F6/ Nein Mark	11	0	1.000
	Furdon, Brian	G3/ Heart of Dartness	11	0	1.000
	Gauthier, Kyle	A3/ Talledega Flights	10	0	1.000
	Cole, Mike	B1/ Why So Serious?	10	0	1.000
	Gillespie, Jeff	G4/ We're Sexy & We Throv	6	0	1.000
10	Howes, Guy	D7/ Dirty Darts Done Dirt C	13	1	0.929
11	Frederick, Karl	D8/ Irish Ton	12	1	0.923
	Robinson, Mike	D2/ Darty Sanchez	12	1	0.923
	Samaluk, Somchai	E8/ Waddle In, Waddle Out	12	1	0.923
	Amos, Terron	F7/ Dart Knights	12	1	0.923
15	Massengill, Chad	A1/ Bully for the Element	11	1	0.917
	Gelhar, Tommy	B4/ Hump Day!	11	1	0.917
17	Jones, Mike	A4/ Dart Attack	10	1	0.909
	Phillips, Robbie	A1/ Bully for the Element	10	1	0.909
	Van Roekel, Karl	D8/ Irish Ton	10	1	0.909
	Schaefer, John	E6/ Sharky's Machine	10	1	0.909
	Tschetter, Aaron	E7/ Bottoms Up	10	1	0.909
22	Crabtree, Reagan	E7/ Bottoms Up	9	1	0.900
23	Reid, Chris	C7/ Rif Raf	8	1	0.889
	Bathurst, Ryan	D5/ Liquor Possee	8	1	0.889
	Lewis, Ian	F8/ The Dartifacts	8	1	0.889
26	Price, Brady	D3/ Menace 2 Sobriety	12	2	0.857
	Massey, Steve	F8/ The Dartifacts	12	2	0.857
	Swepson, Jerrell	F7/ Dart Knights	12	2	0.857
	Nicklaus, Jim	G2/ Flight Club	6	1	0.857
30	Mathews, Olivia	F1/ Death Throw	11	2	0.846
31	Butters, Kent	B2/ Double In Stumble Out	10	2	0.833
	Dehnel, Sebastian	E2/ Ton 80 Proof	10	2	0.833
	Page, Scott	A5/ Show Me Your Tips	5	1	0.833
	Scott, Kevin	D7/ Dirty Darts Done Dirt C	5	1	0.833
	Mozzetti, Petra	F2/ She-nanigans	5	1	0.833
	Delgado, Jose	G3/ Heart of Dartness	5	1	0.833
	Hamer, Andrew	G1/ Flight Risks	5	1	0.833
38	Gallagher, Jim	B5/ Raging Bulls	9	2	0.818
	Gibson, Jack	C5/ Nine Lives	9	2	0.818
	Hartley, Bryan	C3/ Village Idiots	9	2	0.818
	Wilson, Matt	C2/ Darty Little Secrets	9	2	0.818
	Furdon, Matt	G3/ Heart of Dartness	9	2	0.818
43	White, Jim	C4/ One Armed Bandits	8	2	0.800
	Nguyen, Tommy	G5/ 21 Dart Salute	8	2	0.800
45	Clark, Chad	D7/ Dirty Darts Done Dirt C	11	3	0.786
	Olson, Kevin	D1/ Off Constantly-Reboot	11	3	0.786
	Raquet, Mike	F3/ That's What She Said	11	3	0.786
48	Hoyt, David	B3/ Kids Mis-B-having	7	2	0.778
	Oakley, Jerry	B4/ Hump Day!	7	2	0.778
	Grochocinski, Paul	G1/ Flight Risks	7	2	0.778
51	Powell, Mark	D4/ Red-eye Rangers	10	3	0.769
	Willis, Logan	F1/ Death Throw	10	3	0.769
53	Mitchell, Sid	A2/ Fringe Prime	9	3	0.750
	Flanagan, Stephen	C1/ Shooter McGavin	9	3	0.750
	Winters, Tom	C7/ Rif Raf	9	3	0.750
	May, Brayden	D5/ Liquor Possee	9	3	0.750
	VanDyke, Darren	E7/ Bottoms Up	9	3	0.750
	Vlahos, George	F5/ Shark Shooters	9	3	0.750
	Azevedo, Angelo	D1/ Off Constantly-Reboot	6	2	0.750
60	(fifteen tied - 3 in A, 2 in B, 4 in C, 1 in D, 1 in F, 4 in G)		8	3	0.727

Spring 2025 RDL League-Wide Sectional Statistics (ranked by percentage) (FINAL!)

(All statistics are included, as there were no missing scoresheets this season)

(Game minimums required for these listings: 6 for all divisions)

<u>Doubles Cricket Win Percentage</u>			<u>W</u>	<u>L</u>	<u>%-age</u>	<u>Doubles 501 Win Percentage</u>			<u>W</u>	<u>L</u>	<u>%-age</u>
1	Phillips, Robbie	A1/ Bully for the Element	11	0	1.000	1	Theall, Ken	E2/ Ton 80 Proof	11	0	1.000
	Brown, Tom	A1/ Bully for the Element	9	0	1.000		Bailey, Matt	C6/ Wing & A Plaque	10	0	1.000
	Smith, Allen	A1/ Bully for the Element	9	0	1.000	3	Bosier, Sean	F1/ Death Throw	13	1	0.929
	Nuemeister, K.J.	B5/ Raging Bulls	6	0	1.000	4	Holt, Ben	D1/ Off Constantly-Reboot	12	1	0.923
	Sweet, Phyllis	E4/ Runs with Corks	6	0	1.000	5	Willis, Tolson	F1/ Death Throw	11	1	0.917
6	Evans, David	E7/ Bottoms Up	12	1	0.923	6	Mata-Adams, Juan	F8/ The Dartifacts	10	1	0.909
7	Massengill, Chad	A1/ Bully for the Element	11	1	0.917	7	Musil, Dylan	D6/ One Dart Wonders	9	1	0.900
8	Toolan, Chris	C1/ Shooter McGavin	10	1	0.909	8	Phillips, Robbie	A1/ Bully for the Element	8	1	0.889
	Brady, Marlin	D5/ Liquor Possee	10	1	0.909		Cole, Mike	B1/ Why So Serious?	8	1	0.889
10	Lewis, Ian	F8/ The Dartifacts	7	1	0.875	10	Stark, Parker	E1/ Bangin The Wire	7	1	0.875
11	Frederick, Karl	D8/ Irish Ton	12	2	0.857		Lawless, Anthony	F8/ The Dartifacts	7	1	0.875
	Massey, Steve	F8/ The Dartifacts	12	2	0.857		Furdon, Matt	G3/ Heart of Dartness	7	1	0.875
	Swepson, Jerrell	F7/ Dart Knights	12	2	0.857	13	Olson, Kevin	D1/ Off Constantly-Reboot	12	2	0.857
	Dillon, Matt	A3/ Talledega Flights	6	1	0.857		McMillan, Evan	E7/ Bottoms Up	12	2	0.857
	Persson, Kenny	A1/ Bully for the Element	6	1	0.857		Smith, Allen	A1/ Bully for the Element	6	1	0.857
16	Robinson, Mike	D2/ Darty Sanchez	11	2	0.846		Bathurst, Ryan	D5/ Liquor Possee	6	1	0.857
17	Phillips, Stevie	A1/ Bully for the Element	10	2	0.833		Willis, Bladen	F1/ Death Throw	6	1	0.857
	Bracco, Michael	B1/ Why So Serious?	10	2	0.833	18	Gagner, Chris	E2/ Ton 80 Proof	11	2	0.846
	Knott, Ronnie	C1/ Shooter McGavin	10	2	0.833	19	Phillips, Stevie	A1/ Bully for the Element	10	2	0.833
	Butterworth, Dan	D8/ Irish Ton	10	2	0.833		Howes, Guy	D7/ Dirty Darts Done Dirt C	10	2	0.833
	Tschetter, Aaron	E7/ Bottoms Up	10	2	0.833		Kiser, Lyman	C4/ One Armed Bandits	5	1	0.833
	Page, Scott	A5/ Show Me Your Tips	5	1	0.833	22	Johnson, Michael	A1/ Bully for the Element	9	2	0.818
	Mays, John	C5/ Nine Lives	5	1	0.833		Mozzetti, Tim	A2/ Fringe Prime	9	2	0.818
	Coleman, Brian	D5/ Liquor Possee	5	1	0.833		McDonald, Chase	E3/ Rippin Darts	9	2	0.818
	Delgado, Jose	G3/ Heart of Dartness	5	1	0.833		Furdon, Brian	G3/ Heart of Dartness	9	2	0.818
26	Whitley, Brian	F6/ Nein Mark	9	2	0.818	26	DiMichele, Doug	A5/ Show Me Your Tips	8	2	0.800
	Furdon, Brian	G3/ Heart of Dartness	9	2	0.818		Shamer, Michelle	B1/ Why So Serious?	8	2	0.800
	Kline, John	G6/ Bright side of Flights	9	2	0.818		Barreiro Pujol, Ollie	D2/ Darty Sanchez	8	2	0.800
29	Gauthier, Kyle	A3/ Talledega Flights	8	2	0.800		Evans, David	E7/ Bottoms Up	8	2	0.800
	Litzsinger, Mike	B5/ Raging Bulls	8	2	0.800		King, Jason	G3/ Heart of Dartness	8	2	0.800
	Porcelli, Robb	C5/ Nine Lives	8	2	0.800	31	Klann, Eric	A2/ Fringe Prime	7	2	0.778
	White, Jim	C4/ One Armed Bandits	8	2	0.800		Gibson, Jack	C5/ Nine Lives	7	2	0.778
	Crabtree, Reagan	E7/ Bottoms Up	8	2	0.800		Guenther, George	C6/ Wing & A Plaque	7	2	0.778
	Jenkins, Leah	G4/ We're Sexy & We Throv	8	2	0.800		Allen, Zach	D5/ Liquor Possee	7	2	0.778
	Quintana, Abaddon	G1/ Flight Risks	8	2	0.800		Smith, Lauren	E7/ Bottoms Up	7	2	0.778
36	McMillan, Evan	E7/ Bottoms Up	11	3	0.786		Henne, Brett	G1/ Flight Risks	7	2	0.778
	Warren, Randy	E5/ Cheap Shots	11	3	0.786	37	Wood, Connor	E3/ Rippin Darts	10	3	0.769
38	Kuppler, Alex	E8/ Waddle In, Waddle Out	7	2	0.778		Fortune, Chase	F1/ Death Throw	10	3	0.769
	Smith, Lauren	E7/ Bottoms Up	7	2	0.778	39	Rudy, Jeff	C4/ One Armed Bandits	9	3	0.750
	Schaefer, Pat	F7/ Dart Knights	7	2	0.778		Robinson, Mike	D2/ Darty Sanchez	9	3	0.750
	Boucher, Keith	G4/ We're Sexy & We Throv	7	2	0.778		Blake, Rick	E2/ Ton 80 Proof	9	3	0.750
42	Cosimeno, Randy	D7/ Dirty Darts Done Dirt C	10	3	0.769		Eastmead, Phillip	B2/ Double In Stumble Out	6	2	0.750
	Van Roekel, Karl	D8/ Irish Ton	10	3	0.769		McEwen, William	B4/ Hump Day!	6	2	0.750
	Hawks, Michael	E7/ Bottoms Up	10	3	0.769		Ouellette, Brian	C6/ Wing & A Plaque	6	2	0.750
	VanDyke, Darren	E7/ Bottoms Up	10	3	0.769		Thomas, Joe	C6/ Wing & A Plaque	6	2	0.750
46	Cannizzaro, Anthony	B1/ Why So Serious?	9	3	0.750		Willis, Logan	F1/ Death Throw	6	2	0.750
	May, Brayden	D5/ Liquor Possee	9	3	0.750		Quintana, Abaddon	G1/ Flight Risks	6	2	0.750
	Heath, John	F6/ Nein Mark	9	3	0.750	48	Eason, Joel	A2/ Fringe Prime	8	3	0.727
	Mata-Adams, Juan	F8/ The Dartifacts	9	3	0.750		Gelhar, Tommy	B4/ Hump Day!	8	3	0.727
	Updyke, Gerald	F6/ Nein Mark	9	3	0.750		Murray, Shane	B6/ The Outlaws	8	3	0.727
	Hanson, Jesier	G3/ Heart of Dartness	9	3	0.750		Al-Hoory, Ahmed	C2/ Darty Little Secrets	8	3	0.727
	O'Toole, Mike	B5/ Raging Bulls	6	2	0.750		Trefzger, Ken	C4/ One Armed Bandits	8	3	0.727
	Sautter, Don	C1/ Shooter McGavin	6	2	0.750		Bender, Jamie	F8/ The Dartifacts	8	3	0.727
	Phillips, Julie	F7/ Dart Knights	6	2	0.750		Lewis, Ian	F8/ The Dartifacts	8	3	0.727
	Grochocinski, Paul	G1/ Flight Risks	6	2	0.750	55	Massengill, Randy	A6/ Darty Minds	5	2	0.714
	Nicklaus, Jim	G2/ Flight Club	6	2	0.750		Persson, Kenny	A1/ Bully for the Element	5	2	0.714
57	Cole, Mike	B1/ Why So Serious?	8	3	0.727		Martinez, Gustavo	D5/ Liquor Possee	5	2	0.714
	Tant, J.J.	B6/ The Outlaws	8	3	0.727		Bozza, Doug	F4/ Sofa Kings	5	2	0.714
	Beaird, Tommy	C6/ Wing & A Plaque	8	3	0.727		Jones, Anne	G4/ We're Sexy & We Throv	5	2	0.714
	Romanchek, David	C5/ Nine Lives	8	3	0.727	60	Clark, Dan	B6/ The Outlaws	7	3	0.700
	Rudy, Jeff	C4/ One Armed Bandits	8	3	0.727		Beaird, Tommy	C6/ Wing & A Plaque	7	3	0.700
	Ehrmann, Rob	E4/ Runs with Corks	8	3	0.727		Porcelli, Robb	C5/ Nine Lives	7	3	0.700
	Furdon, Matt	G3/ Heart of Dartness	8	3	0.727		Ball, Pat	D8/ Irish Ton	7	3	0.700
	Jones, Mike	G4/ We're Sexy & We Throv	8	3	0.727		Boudreaux, Mark	G5/ 21 Dart Salute	7	3	0.700
	Roe, Emily	G2/ Flight Club	8	3	0.727	65	(20 tied - 6 in A, 4 in B, 2 in C, 1 in D, 1 in E, 3 in F, 3 in G)			0.667	

Spring 2025 RDL Top Singles, Doubles Win Percentages (League-wide) (FINAL!)

(There are no missing statistics, as all scoresheets from the entire season have been received.) (Game minimums required for these listings:

14 for team G5; 15 for teams G1, G2, G4, G6; 16 for teams G3 and G7, and all A, B and C teams; 19 for all D, E and F teams)

<i>Singles Win Percentage</i>						<i>Doubles Win Percentage</i>					
			<u>W</u>	<u>L</u>	<u>%-age</u>				<u>W</u>	<u>L</u>	<u>%-age</u>
1	Furdon, Brian	G3/ Heart of Dartness	22	0	1.000	1	Phillips, Robbie	A1/ Bully for the Element	19	1	0.950
2	Phillips, Stevie	A1/ Bully for the Element	23	1	0.958	2	Smith, Allen	A1/ Bully for the Element	15	1	0.938
3	Lewis, Ian	F8/ The Dartifacts	19	1	0.950	3	Johnson, Michael	A1/ Bully for the Element	14	2	0.875
4	Massengill, Chad	A1/ Bully for the Element	22	2	0.917	4	Evans, David	E7/ Bottoms Up	20	3	0.870
5	Robinson, Mike	D2/ Darty Sanchez	23	3	0.885	5	Phillips, Stevie	A1/ Bully for the Element	20	4	0.833
	Samaluk, Somchai	E8/ Waddle In, Waddle Out	23	3	0.885	6	Mata-Adams, Juan	F8/ The Dartifacts	19	4	0.826
7	Evans, David	E7/ Bottoms Up	22	3	0.880	7	McMillan, Evan	E7/ Bottoms Up	23	5	0.821
8	Gelhar, Tommy	B4/ Hump Day!	19	3	0.864	8	Furdon, Brian	G3/ Heart of Dartness	18	4	0.818
	Hartley, Bryan	C3/ Village Idiots	19	3	0.864	9	Robinson, Mike	D2/ Darty Sanchez	20	5	0.800
	Wilson, Matt	C2/ Darty Little Secrets	19	3	0.864		Bosier, Sean	F1/ Death Throw	20	5	0.800
	Schaefer, John	E6/ Sharky's Machine	19	3	0.864		Cole, Mike	B1/ Why So Serious?	16	4	0.800
	Whitley, Brian	F6/ Nein Mark	19	3	0.864	12	Lewis, Ian	F8/ The Dartifacts	15	4	0.789
13	Howes, Guy	D7/ Dirty Darts Done Dirt Che	24	4	0.857		Furdon, Matt	G3/ Heart of Dartness	15	4	0.789
	Swepson, Jerrell	F7/ Dart Knights	24	4	0.857	14	Quintana, Abaddon	G1/ Flight Risks	14	4	0.778
	Crabtree, Reagan	E7/ Bottoms Up	18	3	0.857	15	Massengill, Chad	A1/ Bully for the Element	17	5	0.773
16	Gauthier, Kyle	A3/ Talledega Flights	17	3	0.850		Willis, Tolson	F1/ Death Throw	17	5	0.773
17	Amos, Terron	F7/ Dart Knights	22	4	0.846	17	Howes, Guy	D7/ Dirty Darts Done Dirt Che	20	6	0.769
18	Massey, Steve	F8/ The Dartifacts	20	4	0.833		Massey, Steve	F8/ The Dartifacts	20	6	0.769
19	Cole, Mike	B1/ Why So Serious?	17	4	0.810	19	Bracco, Michael	B1/ Why So Serious?	18	6	0.750
20	Furdon, Matt	G3/ Heart of Dartness	15	4	0.789		Porcelli, Robb	C5/ Nine Lives	15	5	0.750
21	Grochocinski, Paul	G1/ Flight Risks	14	4	0.778	21	Rudy, Jeff	C4/ One Armed Bandits	17	6	0.739
22	Phillips, Robbie	A1/ Bully for the Element	17	5	0.773	22	Shamer, Michelle	B1/ Why So Serious?	14	5	0.737
	Eastmead, Phillip	B2/ Double In Stumble Out	17	5	0.773	23	Brady, Marlin	D5/ Liquor Possee	16	6	0.727
24	Gallagher, Jim	B5/ Raging Bulls	16	5	0.762	24	King, Jason	G3/ Heart of Dartness	13	5	0.722
25	Vaughan, Aaron	A3/ Talledega Flights	18	6	0.750	25	Olson, Kevin	D1/ Off Constantly-Reboot	20	8	0.714
	Campbell, Aaron	F4/ Sofa Kings	18	6	0.750		Bailey, Matt	C6/ Wing & A Plaque	15	6	0.714
	Mata-Adams, Juan	F8/ The Dartifacts	18	6	0.750		Beaird, Tommy	C6/ Wing & A Plaque	15	6	0.714
	Kline, John	G6/ Bright side of Flights	15	5	0.750		Theall, Ken	E2/ Ton 80 Proof	15	6	0.714
	Smith, Allen	A1/ Bully for the Element	12	4	0.750		Whitley, Brian	F6/ Nein Mark	15	6	0.714
30	Butters, Kent	B2/ Double In Stumble Out	17	6	0.739	30	Updyke, Gerald	F6/ Nein Mark	17	7	0.708
	Ginger, Chuck	B5/ Raging Bulls	17	6	0.739	31	Henne, Brett	G1/ Flight Risks	12	5	0.706
	Gibson, Jack	C5/ Nine Lives	17	6	0.739	32	Gauthier, Kyle	A3/ Talledega Flights	14	6	0.700
33	Jones, Mike	A4/ Dart Attack	16	6	0.727		Gibson, Jack	C5/ Nine Lives	14	6	0.700
34	Hoyt, David	B3/ Kids Mis-B-having	13	5	0.722	34	Holt, Ben	D1/ Off Constantly-Reboot	18	8	0.692
35	Ball, Pat	D8/ Irish Ton	18	7	0.720		VanDyke, Darren	E7/ Bottoms Up	18	8	0.692
	White, J.J.	D3/ Menace 2 Sobriety	18	7	0.720		Swepson, Jerrell	F7/ Dart Knights	18	8	0.692
37	Price, Brady	D3/ Menace 2 Sobriety	20	8	0.714	37	Jenkins, Leah	G4/ We're Sexy & We Throw	13	6	0.684
	Keim, Roger	F4/ Sofa Kings	20	8	0.714		Jones, Mike	G4/ We're Sexy & We Throw	13	6	0.684
	Raquet, Mike	F3/ That's What She Said	20	8	0.714	39	Al-Hoory, Ahmed	C2/ Darty Little Secrets	15	7	0.682
	Barnes, Adam	D5/ Liquor Possee	15	6	0.714		Toolan, Chris	C1/ Shooter McGavin	15	7	0.682
	Jenkins, Leah	G4/ We're Sexy & We Throw	15	6	0.714		Cosimeno, Randy	D7/ Dirty Darts Done Dirt Che	15	7	0.682
42	Borgna, Andrew	C2/ Darty Little Secrets	17	7	0.708	42	Tschetter, Aaron	E7/ Bottoms Up	17	8	0.680
43	Hawks, Michael	E7/ Bottoms Up	19	8	0.704		Fortune, Chase	F1/ Death Throw	17	8	0.680
44	Velazquez, Jesse	A5/ Show Me Your Tips	16	7	0.696		Heath, John	F6/ Nein Mark	17	8	0.680
	Beaird, Tommy	C6/ Wing & A Plaque	16	7	0.696	45	Frederick, Karl	D8/ Irish Ton	18	9	0.667
	Van Roekel, Karl	D8/ Irish Ton	16	7	0.696		Hawks, Michael	E7/ Bottoms Up	18	9	0.667
	Thomas, Tony	F7/ Dart Knights	16	7	0.696		Bennett, Will	A5/ Show Me Your Tips	16	8	0.667
48	Boucher, Keith	G4/ We're Sexy & We Throw	11	5	0.688		Knott, Ronnie	C1/ Shooter McGavin	16	8	0.667
49	Murray, Shane	B6/ The Outlaws	13	6	0.684		May, Brayden	D5/ Liquor Possee	16	8	0.667
50	DiMichele, Doug	A5/ Show Me Your Tips	15	7	0.682		DiMichele, Doug	A5/ Show Me Your Tips	14	7	0.667
	Lange, Cody	A3/ Talledega Flights	15	7	0.682		Vaughan, Aaron	A3/ Talledega Flights	14	7	0.667
	Bunn, Tim	B4/ Hump Day!	15	7	0.682		Murray, Shane	B6/ The Outlaws	14	7	0.667
	Al-Hoory, Ahmed	C2/ Darty Little Secrets	15	7	0.682		Crabtree, Reagan	E7/ Bottoms Up	14	7	0.667
	Lamb, Mike	C6/ Wing & A Plaque	15	7	0.682	54	Leshner, Jon	D6/ One Dart Wonders	17	9	0.654
	Tschetter, Aaron	E7/ Bottoms Up	15	7	0.682	55	Gelhar, Tommy	B4/ Hump Day!	15	8	0.652
	Jones, Mike	G4/ We're Sexy & We Throw	15	7	0.682		Dehnel, Sebastian	E2/ Ton 80 Proof	15	8	0.652
57	Johnson, Dave	D3/ Menace 2 Sobriety	19	9	0.679		Hanson, Jesier	G3/ Heart of Dartness	15	8	0.652
	Olson, Kevin	D1/ Off Constantly-Reboot	19	9	0.679	58	Velazquez, Jesse	A5/ Show Me Your Tips	13	7	0.650
	Bowen, Andy	E1/ Bangin The Wire	19	9	0.679	59	O'Toole, Mike	B5/ Raging Bulls	11	6	0.647
60	(two tied - 1 in D, 1 in F)		18	9	0.667	60	Warren, Randy	E5/ Cheap Shots	16	9	0.640
	(four tied - 2 in C, 1 in D, 1 in E)		16	8	0.667	61	Mozzetti, Tim	A2/ Fringe Prime	14	8	0.636
	(one tied - in B)		14	7	0.667		Barreiro Pujol, Ollie	D2/ Darty Sanchez	14	8	0.636
							Bender, Jamie	F8/ The Dartifacts	14	8	0.636
							Lefebvre, C.J.	F7/ Dart Knights	14	8	0.636
							Furdon, Chelsea	G3/ Heart of Dartness	14	8	0.636

Spring 2025 RDL Top Singles+Doubles Win %-ages, All-Star Point Aves. (League-wide)(FINAL!)

(There are no missing statistics, as all scoresheets from the entire season have been received.)

(Game minimums required for these listings:

27 for team G5; 30 for teams G1, G2, G4, G6; 32 for teams G3 and G7, and all A, B and C teams; 37 for all D, E and F teams)

<u>Singles+Doubles Win Percentages</u>					<u>All-Star Point Averages</u>						
			<u>W</u>	<u>L</u>	<u>%-age</u>			<u>ASP</u>	<u>TGP</u>	<u>Ave.</u>	
1	Furdon, Brian	G3/ Heart of Dartness	40	4	0.909	1	Phillips, Stevie	A1/ Bully for the Element	104.5	48	2.177
2	Phillips, Stevie	A1/ Bully for the Element	43	5	0.896	2	Phillips, Robbie	A1/ Bully for the Element	82.5	42	1.964
3	Evans, David	E7/ Bottoms Up	42	6	0.875	3	Jones, Mike	A4/ Dart Attack	76.5	44	1.739
4	Lewis, Ian	F8/ The Dartifacts	34	5	0.872	4	Gauthier, Kyle	A3/ Talledega Flights	68.0	40	1.700
5	Phillips, Robbie	A1/ Bully for the Element	36	6	0.857	5	Massengill, Chad	A1/ Bully for the Element	71.0	46	1.543
6	Massengill, Chad	A1/ Bully for the Element	39	7	0.848	6	Mitchell, Sid	A2/ Fringe Prime	65.5	46	1.424
7	Smith, Allen	A1/ Bully for the Element	27	5	0.844	7	Vaughan, Aaron	A3/ Talledega Flights	62.0	45	1.378
8	Robinson, Mike	D2/ Darty Sanchez	43	8	0.843	8	Foushee, Kevin	A6/ Darty Minds	56.0	41	1.366
9	Howes, Guy	D7/ Dirty Darts Done Dirt Ch	44	10	0.815	9	Swepson, Jerrell	F7/ Dart Knights	73.5	54	1.361
10	Cole, Mike	B1/ Why So Serious?	33	8	0.805	10	Evans, David	E7/ Bottoms Up	64.0	48	1.333
11	Massey, Steve	F8/ The Dartifacts	40	10	0.800	11	Gelhar, Tommy	B4/ Hump Day!	57.5	45	1.278
12	Whitley, Brian	F6/ Nein Mark	34	9	0.791	12	Smith, Allen	A1/ Bully for the Element	40.5	32	1.266
13	Furdon, Matt	G3/ Heart of Dartness	30	8	0.789	13	DiMichele, Doug	A5/ Show Me Your Tips	53.5	43	1.244
14	Mata-Adams, Juan	F8/ The Dartifacts	37	10	0.787	14	Jones, Grey	A3/ Talledega Flights	46.0	39	1.179
15	Swepson, Jerrell	F7/ Dart Knights	42	12	0.778	15	Howes, Guy	D7/ Dirty Darts Done Dirt Ch	63.0	54	1.167
16	Gauthier, Kyle	A3/ Talledega Flights	31	9	0.775	16	Lea, Zeek	A4/ Dart Attack	48.5	42	1.155
17	Crabtree, Reagan	E7/ Bottoms Up	32	10	0.762	17	Bennett, Will	A5/ Show Me Your Tips	54.0	48	1.125
18	Gelhar, Tommy	B4/ Hump Day!	34	11	0.756	18	Samaluk, Somchai	E8/ Waddle In, Waddle Out	55.5	51	1.088
19	Samaluk, Somchai	E8/ Waddle In, Waddle Out	37	14	0.725	19	Velazquez, Jesse	A5/ Show Me Your Tips	46.0	43	1.070
	Amos, Terron	F7/ Dart Knights	37	14	0.725	20	Finney, Dave	A2/ Fringe Prime	51.0	48	1.063
21	Gibson, Jack	C5/ Nine Lives	31	12	0.721	21	Lange, Cody	A3/ Talledega Flights	41.5	40	1.038
22	Grochocinski, Paul	G1/ Flight Risks	23	9	0.719	22	Lewis, Ian	F8/ The Dartifacts	40.0	39	1.026
23	Quintana, Abaddon	G1/ Flight Risks	25	10	0.714	23	Butters, Kent	B2/ Double In Stumble Out	45.0	45	1.000
24	Vaughan, Aaron	A3/ Talledega Flights	32	13	0.711		Stoy, Carson	A4/ Dart Attack	44.0	44	1.000
25	Beaird, Tommy	C6/ Wing & A Plaque	31	13	0.705	25	Horton, Tony	A6/ Darty Minds	47.5	48	0.990
	Schaefer, John	E6/ Sharky's Machine	31	13	0.705	26	Reid, Chris	C7/ Rif Raf	34.5	35	0.986
27	Eastmead, Phillip	B2/ Double In Stumble Out	28	12	0.700	27	Powell, Lee	A5/ Show Me Your Tips	32.5	33	0.985
	Jenkins, Leah	G4/ We're Sexy & We Throw	28	12	0.700	28	Hartley, Bryan	C3/ Village Idiots	45.0	46	0.978
29	Olson, Kevin	D1/ Off Constantly-Reboot	39	17	0.696	29	Wilson, Matt	C2/ Darty Little Secrets	43.0	44	0.977
30	Bracco, Michael	B1/ Why So Serious?	34	15	0.694	30	Mozzetti, Tim	A2/ Fringe Prime	41.5	44	0.943
31	Kline, John	G6/ Bright side of Flights	27	12	0.692		Al-Hoory, Ahmed	C2/ Darty Little Secrets	41.5	44	0.943
32	Rudy, Jeff	C4/ One Armed Bandits	31	14	0.689	32	Bunn, Tim	B4/ Hump Day!	40.5	43	0.942
33	Hawks, Michael	E7/ Bottoms Up	37	17	0.685	33	Nguyen, Tommy	G5/ 21 Dart Salute	35.5	38	0.934
	McMillan, Evan	E7/ Bottoms Up	37	17	0.685	34	Robinson, Mike	D2/ Darty Sanchez	47.5	51	0.931
35	Jones, Mike	G4/ We're Sexy & We Throw	28	13	0.683	35	Olson, Kevin	D1/ Off Constantly-Reboot	50.0	56	0.893
36	Ginger, Chuck	B5/ Raging Bulls	30	14	0.682	36	Lloyd, Billy	A3/ Talledega Flights	31.0	35	0.886
	Al-Hoory, Ahmed	C2/ Darty Little Secrets	30	14	0.682	37	Byrne, Matt	A7/ Inconsistently Consistent	43.0	49	0.878
	Wilson, Matt	C2/ Darty Little Secrets	30	14	0.682	38	Reitano, Sal	A6/ Darty Minds	40.5	47	0.862
39	Tschetter, Aaron	E7/ Bottoms Up	32	15	0.681	39	Massengill, Randy	A6/ Darty Minds	27.5	32	0.859
40	King, Jason	G3/ Heart of Dartness	25	12	0.676	40	Tant, J.J.	B6/ The Outlaws	33.5	39	0.859
41	Murray, Shane	B6/ The Outlaws	27	13	0.675	41	Baxter, Stuart	B3/ Kids Mis-B-having	28.0	33	0.848
42	DiMichele, Doug	A5/ Show Me Your Tips	29	14	0.674	42	Rudy, Jeff	C4/ One Armed Bandits	38.0	45	0.844
	Velazquez, Jesse	A5/ Show Me Your Tips	29	14	0.674	43	Furdon, Brian	G3/ Heart of Dartness	37.0	44	0.841
44	Campbell, Aaron	F4/ Sofa Kings	35	17	0.673	44	Klann, Eric	A2/ Fringe Prime	29.5	36	0.819
45	Price, Brady	D3/ Menace 2 Sobriety	38	19	0.667	45	Cole, Mike	B1/ Why So Serious?	33.5	41	0.817
	Frederick, Karl	D8/ Irish Ton	36	18	0.667	46	Lamb, Mike	C6/ Wing & A Plaque	37.5	46	0.815
	May, Brayden	D5/ Liquor Possee	32	16	0.667	47	Raquet, Mike	F3/ That's What She Said	44.0	54	0.815
48	Keim, Roger	F4/ Sofa Kings	37	19	0.661	48	Stewart, Pete	A6/ Darty Minds	35.5	44	0.807
49	Bailey, Matt	C6/ Wing & A Plaque	28	15	0.651	49	Badger, Steve	A2/ Fringe Prime	26.5	33	0.803
	Barnes, Adam	D5/ Liquor Possee	28	15	0.651	50	Winters, Tom	C7/ Rif Raf	38.0	48	0.792
51	Lange, Cody	A3/ Talledega Flights	26	14	0.650	51	Ehrmann, Rob	E4/ Runs with Corks	33.5	43	0.779
52	Guenther, George	C6/ Wing & A Plaque	22	12	0.647	52	Hoyt, David	B3/ Kids Mis-B-having	28.0	36	0.778
53	Knott, Ronnie	C1/ Shooter McGavin	31	17	0.646	53	Eastmead, Phillip	B2/ Double In Stumble Out	31.0	40	0.775
54	Shamer, Michelle	B1/ Why So Serious?	25	14	0.641		Copple, Matthew	C5/ Nine Lives	31.0	40	0.775
	Tant, J.J.	B6/ The Outlaws	25	14	0.641	55	Whitley, Brian	F6/ Nein Mark	32.5	43	0.756
56	Henne, Brett	G1/ Flight Risks	23	13	0.639	56	Grubb, Ed	A7/ Inconsistently Consistent	34.0	45	0.756
57	Ball, Pat	D8/ Irish Ton	30	17	0.638	57	Eason, Joel	A2/ Fringe Prime	33.0	44	0.750
58	Jones, Mike	A4/ Dart Attack	28	16	0.636	58	Massey, Steve	F8/ The Dartifacts	37.0	50	0.740
	Toolan, Chris	C1/ Shooter McGavin	28	16	0.636	59	Beaird, Tommy	C6/ Wing & A Plaque	32.5	44	0.739
	Brady, Marlin	D5/ Liquor Possee	28	16	0.636	60	Mata-Adams, Juan	F8/ The Dartifacts	34.5	47	0.734
61	Updyke, Gerald	F6/ Nein Mark	31	18	0.633	61	McMillan, Evan	E7/ Bottoms Up	39.5	54	0.731
62	Porcelli, Robb	C5/ Nine Lives	24	14	0.632	62	Gibbs, Keith	A7/ Inconsistently Consistent	31.0	43	0.721
63	Hartley, Bryan	C3/ Village Idiots	29	17	0.630	63	Bowman, Merrill	A4/ Dart Attack	26.5	37	0.716
	Bender, Jamie	F8/ The Dartifacts	29	17	0.630	64	Murray, Shane	B6/ The Outlaws	28.5	40	0.713
65	(four tied - 1 in B, 1 in F, 2 in G)		27	16	0.628	65	Bailey, Matt	C6/ Wing & A Plaque	30.5	43	0.709

Spring 2025 RDL Singles, Doubles Win Percentages (by team) (FINAL!)

(All statistics are included, as there were no missing scoresheets this season)

Singles Win Percentages

		<u>W</u>	<u>L</u>	<u>%-age</u>
1	A1/ Bully for the Element	104	40	0.722
2	G3/ Heart of Dartness	100	44	0.694
3	E7/ Bottoms Up	109	59	0.649
4	A3/ Talledega Flights	90	54	0.625
	C6/ Wing & A Plaque	90	54	0.625
6	F8/ The Dartifacts	104	64	0.619
7	D8/ Irish Ton	100	68	0.595
8	G4/ We're Sexy & We Throw It	78	54	0.591
9	A5/ Show Me Your Tips	85	59	0.590
	C2/ Darty Little Secrets	85	59	0.590
11	B1/ Why So Serious?	84	60	0.583
12	E8/ Waddle In, Waddle Out	97	71	0.577
13	C1/ Shooter McGavin	82	62	0.569
14	F7/ Dart Knights	94	74	0.560
15	F1/ Death Throw	93	75	0.554
16	G1/ Flight Risks	73	59	0.553
17	B4/ Hump Day!	79	65	0.549
18	D7/ Dirty Darts Done Dirt Cheap	91	77	0.542
	B6/ The Outlaws	78	66	0.542
20	E5/ Cheap Shots	90	77	0.539
21	D5/ Liquor Possee	84	72	0.538
22	D3/ Menace 2 Sobriety	90	78	0.536
23	B5/ Raging Bulls	77	67	0.535
24	D2/ Darty Sanchez	89	79	0.530
	F4/ Sofa Kings	89	79	0.530
26	F6/ Nein Mark	84	84	0.500
27	E3/ Rippin Darts	83	85	0.494
28	B2/ Double In Stumble Out	71	73	0.493
29	E4/ Runs with Corks	80	88	0.476
30	C5/ Nine Lives	67	77	0.465
31	G2/ Flight Club	61	71	0.462
32	A4/ Dart Attack	66	78	0.458
33	E1/ Bangin The Wire	76	92	0.452
	F2/ She-nanigans	76	92	0.452
35	C4/ One Armed Bandits	63	81	0.438
36	D4/ Red-eye Rangers	72	96	0.429
	F3/ That's What She Said	72	96	0.429
38	E2/ Ton 80 Proof	71	96	0.425
39	D1/ Off Constantly-Reboot	71	97	0.423
40	A6/ Darty Minds	60	84	0.417
41	D6/ One Dart Wonders	69	99	0.411
42	A2/ Fringe Prime	59	85	0.410
	B3/ Kids Mis-B-having	59	85	0.410
	C3/ Village Idiots	59	85	0.410
45	G6/ Bright side of Flights	54	78	0.409
46	C7/ Rif Raf	58	86	0.403
47	G5/ 21 Dart Salute	48	72	0.400
48	B7/ Mulligan's Mafia	56	88	0.389
49	E6/ Sharky's Machine	65	103	0.387
50	F5/ Shark Shooters	60	108	0.357
51	A7/ Inconsistently Consistent	40	104	0.278
52	G7/ Game of Throws	18	54	0.250

Doubles Win Percentages

		<u>W</u>	<u>L</u>	<u>%-age</u>
1	A1/ Bully for the Element	60	12	0.833
2	E7/ Bottoms Up	62	22	0.738
3	G3/ Heart of Dartness	48	24	0.667
4	B1/ Why So Serious?	46	26	0.639
5	F1/ Death Throw	53	31	0.631
	F8/ The Dartifacts	53	31	0.631
7	A5/ Show Me Your Tips	45	27	0.625
	C6/ Wing & A Plaque	45	27	0.625
9	D5/ Liquor Possee	47	31	0.603
10	D7/ Dirty Darts Done Dirt Cheap	49	35	0.583
	A3/ Talledega Flights	42	30	0.583
12	G4/ We're Sexy & We Throw It	38	28	0.576
13	F6/ Nein Mark	48	36	0.571
14	C5/ Nine Lives	41	31	0.569
15	G1/ Flight Risks	37	29	0.561
16	F7/ Dart Knights	47	37	0.560
17	B5/ Raging Bulls	40	32	0.556
	C1/ Shooter McGavin	40	32	0.556
19	D2/ Darty Sanchez	46	38	0.548
	E2/ Ton 80 Proof	46	38	0.548
21	C2/ Darty Little Secrets	38	34	0.528
22	F4/ Sofa Kings	42	42	0.500
	A2/ Fringe Prime	36	36	0.500
	B6/ The Outlaws	36	36	0.500
	C4/ One Armed Bandits	36	36	0.500
26	E5/ Cheap Shots	41	43	0.488
27	B4/ Hump Day!	35	37	0.486
28	D8/ Irish Ton	40	44	0.476
	E6/ Sharky's Machine	40	44	0.476
30	D1/ Off Constantly-Reboot	39	45	0.464
	D3/ Menace 2 Sobriety	39	45	0.464
	D6/ One Dart Wonders	39	45	0.464
33	B2/ Double In Stumble Out	33	39	0.458
34	E3/ Rippin Darts	38	46	0.452
	E8/ Waddle In, Waddle Out	38	46	0.452
	F3/ That's What She Said	38	46	0.452
37	G2/ Flight Club	29	37	0.439
38	B3/ Kids Mis-B-having	31	41	0.431
	B7/ Mulligan's Mafia	31	41	0.431
40	E4/ Runs with Corks	36	48	0.429
41	E1/ Bangin The Wire	35	49	0.417
	F5/ Shark Shooters	35	49	0.417
	C7/ Rif Raf	30	42	0.417
	G5/ 21 Dart Salute	25	35	0.417
45	A6/ Darty Minds	29	43	0.403
46	D4/ Red-eye Rangers	33	51	0.393
47	G7/ Game of Throws	14	22	0.389
48	G6/ Bright side of Flights	25	41	0.379
49	A4/ Dart Attack	24	48	0.333
50	C3/ Village Idiots	22	50	0.306
51	F2/ She-nanigans	20	64	0.238
52	A7/ Inconsistently Consistent	16	56	0.222

Spring 2025 RDL Singles+Doubles Win %-ages, All-Star Point Aves. (by team) (FINAL!)

(All statistics are included, as there were no missing scoresheets this season)

<u>Singles+Doubles Win Percentages</u>					<u>All-Star Point Averages</u>				
		<u>W</u>	<u>L</u>	<u>%-age</u>		<u>ASP</u>	<u>TGP</u>	<u>Ave.</u>	
1	A1/ Bully for the Element	224	64	0.778	1	A1/ Bully for the Element	411.5	288	1.429
2	E7/ Bottoms Up	233	103	0.693	2	A3/ Talledega Flights	322.5	288	1.120
3	G3/ Heart of Dartness	196	92	0.681	3	A5/ Show Me Your Tips	283.5	288	0.984
4	F8/ The Dartifacts	210	126	0.625	4	A2/ Fringe Prime	269.0	288	0.934
	C6/ Wing & A Plaque	180	108	0.625	5	A4/ Dart Attack	245.5	288	0.852
6	B1/ Why So Serious?	176	112	0.611	6	A6/ Darty Minds	232.5	288	0.807
7	A5/ Show Me Your Tips	175	113	0.608	7	B4/ Hump Day!	191.0	288	0.663
8	A3/ Talledega Flights	174	114	0.604	8	C6/ Wing & A Plaque	180.0	288	0.625
9	F1/ Death Throw	199	137	0.592	9	C2/ Darty Little Secrets	174.5	288	0.606
10	G4/ We're Sexy & We Throw It	154	110	0.583	10	B6/ The Outlaws	172.5	288	0.599
11	D5/ Liquor Possee	178	134	0.571	11	A7/ Inconsistently Consistent	172.0	288	0.597
12	D7/ Dirty Darts Done Dirt Cheap	189	147	0.563	12	B5/ Raging Bulls	162.5	288	0.564
	C1/ Shooter McGavin	162	126	0.563	13	E7/ Bottoms Up	188.5	336	0.561
14	F7/ Dart Knights	188	148	0.560	14	B3/ Kids Mis-B-having	161.0	288	0.559
15	C2/ Darty Little Secrets	161	127	0.559	15	B2/ Double In Stumble Out	160.5	288	0.557
16	G1/ Flight Risks	147	117	0.557	16	B1/ Why So Serious?	158.5	288	0.550
17	B5/ Raging Bulls	157	131	0.545	17	C5/ Nine Lives	156.0	288	0.542
18	D2/ Darty Sanchez	181	155	0.539	18	D7/ Dirty Darts Done Dirt Cheap	181.0	336	0.539
19	D8/ Irish Ton	180	156	0.536	19	D1/ Off Constantly-Reboot	177.0	336	0.527
	F6/ Nein Mark	180	156	0.536	20	C3/ Village Idiots	147.5	288	0.512
21	B6/ The Outlaws	150	138	0.521	21	C7/ Rif Raf	147.0	288	0.510
22	B4/ Hump Day!	149	139	0.517	22	E8/ Waddle In, Waddle Out	166.0	336	0.494
	C5/ Nine Lives	149	139	0.517		F7/ Dart Knights	166.0	336	0.494
24	E8/ Waddle In, Waddle Out	173	163	0.515	24	F8/ The Dartifacts	163.5	336	0.487
	F4/ Sofa Kings	173	163	0.515	25	C1/ Shooter McGavin	132.0	288	0.458
26	E5/ Cheap Shots	172	163	0.513	26	D2/ Darty Sanchez	152.0	336	0.452
27	D3/ Menace 2 Sobriety	168	168	0.500	27	B7/ Mulligan's Mafia	129.0	288	0.448
28	E2/ Ton 80 Proof	163	172	0.487	28	G5/ 21 Dart Salute	102.0	240	0.425
29	B2/ Double In Stumble Out	137	151	0.476	29	E2/ Ton 80 Proof	139.5	335	0.416
30	E3/ Rippin Darts	159	177	0.473	30	F6/ Nein Mark	139.5	336	0.415
31	C4/ One Armed Bandits	135	153	0.469	31	D6/ One Dart Wonders	137.5	336	0.409
32	A2/ Fringe Prime	131	157	0.455		E4/ Runs with Corks	137.5	336	0.409
33	E4/ Runs with Corks	152	184	0.452	33	G3/ Heart of Dartness	115.0	288	0.399
34	G2/ Flight Club	119	145	0.451	34	C4/ One Armed Bandits	114.5	288	0.398
35	D1/ Off Constantly-Reboot	149	187	0.443	35	D5/ Liquor Possee	117.0	312	0.375
36	F3/ That's What She Said	148	188	0.440	36	D3/ Menace 2 Sobriety	125.5	336	0.374
37	D6/ One Dart Wonders	147	189	0.438	37	F3/ That's What She Said	124.5	336	0.371
38	E1/ Bangin The Wire	146	190	0.435	38	D4/ Red-eye Rangers	124.0	336	0.369
39	E6/ Sharky's Machine	145	191	0.432	39	E5/ Cheap Shots	123.0	335	0.367
40	B3/ Kids Mis-B-having	121	167	0.420	40	F5/ Shark Shooters	122.5	336	0.365
41	D4/ Red-eye Rangers	138	198	0.411	41	D8/ Irish Ton	120.0	336	0.357
42	A6/ Darty Minds	118	170	0.410	42	E1/ Bangin The Wire	119.0	336	0.354
	B7/ Mulligan's Mafia	118	170	0.410		F1/ Death Throw	119.0	336	0.354
	C7/ Rif Raf	118	170	0.410	44	E3/ Rippin Darts	116.5	336	0.347
45	G5/ 21 Dart Salute	98	142	0.408	45	E6/ Sharky's Machine	112.5	336	0.335
46	A4/ Dart Attack	114	174	0.396	46	F4/ Sofa Kings	112.0	336	0.333
47	G6/ Bright side of Flights	104	160	0.394	47	G4/ We're Sexy & We Throw It	87.5	264	0.331
48	F5/ Shark Shooters	130	206	0.387	48	G2/ Flight Club	87.0	264	0.330
49	C3/ Village Idiots	103	185	0.358	49	F2/ She-nanigans	110.5	336	0.329
50	F2/ She-nanigans	116	220	0.345	50	G6/ Bright side of Flights	68.0	264	0.258
51	G7/ Game of Throws	46	98	0.319	51	G1/ Flight Risks	53.0	264	0.201
52	A7/ Inconsistently Consistent	72	216	0.250	52	G7/ Game of Throws	24.0	144	0.167

	Singles 301		Singles Cricket		Singles Record		Singles Win %-age		Doubles Cricket		Doubles 501		Doubles Record		Doubles Win %-age		Sngls + Dbls Record		Sngls + Dbls Win %-age		Tiebreaker Ws		Tiebreaker Ls		All-Star Points		Games Played		All-Star Point Average		Matches Played	
A1/ Bully for the Element	49	23	55	17	104	40	0.722	33	3	27	9	60	12	0.833	224	64	0.778	0	0	411.5	288	1.429										
A 10 Kilts, Jason	0	0	0	0	0	0	---	0	0	3	1	3	1	0.750	3	1	0.750	0	0	0.0	4	0.000	4									
A 11 Brown, Tom	4	5	4	5	8	10	0.444	9	0	2	2	11	2	0.846	19	12	0.613	0	0	29.0	31	0.935	12									
A 12 Cusher, Dean	6	2	2	1	8	3	0.727	1	1	4	3	5	4	0.556	13	7	0.650	0	0	18.0	20	0.900	8									
A 13 Johnson, Michael	0	4	4	0	4	4	0.500	5	0	9	2	14	2	0.875	18	6	0.750	0	0	28.0	24	1.167	11									
A 14 Massengill, Chad	11	1	11	1	22	2	0.917	11	1	6	4	17	5	0.773	39	7	0.848	0	0	71.0	46	1.543	12									
A 15 Minty, Ross	1	1	2	1	3	2	0.600	4	1	1	0	5	1	0.833	8	3	0.727	0	0	6.0	11	0.545	5									
A 16 Persson, Kenny	3	4	4	5	7	9	0.438	6	1	5	2	11	3	0.786	18	12	0.600	0	0	32.0	30	1.067	10									
A 17 Phillips, Robbie	7	4	10	1	17	5	0.773	11	0	8	1	19	1	0.950	36	6	0.857	0	0	82.5	42	1.964	11									
A 18 Phillips, Stevie	11	1	12	0	23	1	0.958	10	2	10	2	20	4	0.833	43	5	0.896	0	0	104.5	48	2.177	12									
A 19 Smith, Allen	6	1	6	3	12	4	0.750	9	0	6	1	15	1	0.938	27	5	0.844	0	0	40.5	32	1.266	10									
A2/ Fringe Prime	31	41	28	44	59	85	0.410	15	21	21	15	36	36	0.500	131	157	0.455	0	0	269.0	288	0.934										
A 20 Eason, Joel	4	7	4	7	8	14	0.364	3	8	8	3	11	11	0.500	19	25	0.432	0	0	33.0	44	0.750	11									
A 21 Mitchell, Sid	5	7	9	3	14	10	0.583	4	7	7	4	11	11	0.500	25	21	0.543	0	0	65.5	46	1.424	12									
A 22 Mozzetti, Tim "Tex"	5	6	4	7	9	13	0.409	5	6	9	2	14	8	0.636	23	21	0.523	0	0	41.5	44	0.943	11									
A 23 Lindsey, Roy Lee	4	3	5	2	9	5	0.643	2	5	4	4	6	9	0.400	15	14	0.517	0	0	17.5	29	0.603	8									
A 24 Klann, Eric	3	5	3	7	6	12	0.333	4	5	7	2	11	7	0.611	17	19	0.472	0	0	29.5	36	0.819	9									
A 25 Badger, Steve	3	6	1	6	4	12	0.250	5	4	2	6	7	10	0.412	11	22	0.333	0	0	26.5	33	0.803	9									
A 26 Finney, Dave	5	7	1	11	6	18	0.250	6	6	4	8	10	14	0.417	16	32	0.333	0	0	51.0	48	1.063	12									
A 27 Bakowski, Adam	2	0	1	1	3	1	0.750	1	1	1	1	2	2	0.500	5	3	0.625	0	0	4.5	8	0.563	2									
A3/ Talledega Flights	43	29	47	25	90	54	0.625	24	12	18	18	42	30	0.583	174	114	0.604	0	0	322.5	288	1.120										
A 30 Parker, Charles	0	0	0	0	0	0	---	0	0	2	2	2	2	0.500	2	2	0.500	0	0	0.0	4	0.000	4									
A 31 Keller, Tony	0	2	0	0	0	2	0.000	0	1	2	4	2	5	0.286	2	7	0.222	0	0	1.5	9	0.167	7									
A 32 Jones, Grey	6	4	3	7	9	11	0.450	7	3	4	5	11	8	0.579	20	19	0.513	0	0	46.0	39	1.179	10									
A 33 Gauthier, Kyle	7	3	10	0	17	3	0.850	8	2	6	4	14	6	0.700	31	9	0.775	0	0	68.0	40	1.700	10									
A 34 Fischlein, Kris	4	1	6	5	10	6	0.625	3	3	5	4	8	7	0.533	18	13	0.581	0	0	29.5	31	0.952	11									
A 35 Lange, Cody	8	3	7	4	15	7	0.682	7	3	4	4	11	7	0.611	26	14	0.650	0	0	41.5	40	1.038	11									
A 36 Vaughan, Aaron	6	6	12	0	18	6	0.750	8	4	6	3	14	7	0.667	32	13	0.711	0	0	62.0	45	1.378	12									
A 37 Lloyd, Billy	8	3	1	4	9	7	0.563	7	3	1	8	8	11	0.421	17	18	0.486	0	0	31.0	35	0.886	11									
A 38 Dillon, Matt	3	3	4	3	7	6	0.538	6	1	4	2	10	3	0.769	17	9	0.654	0	0	24.0	26	0.923	11									
A 39 Seward, Mike	1	4	4	2	5	6	0.455	2	4	2	0	4	4	0.500	9	10	0.474	0	0	19.0	19	1.000	6									
A4/ Dart Attack	35	37	31	41	66	78	0.458	13	23	11	25	24	48	0.333	114	174	0.396	0	0	245.5	288	0.852										
A 40 Stoy, Jamie	2	4	0	1	2	5	0.286	3	6	0	4	3	10	0.231	5	15	0.250	0	0	3.5	20	0.175	10									
A 41 Chalmers, Alan	6	6	5	6	11	12	0.478	2	7	2	8	4	15	0.211	15	27	0.357	0	0	22.5	42	0.536	12									
A 42 Bowman, Merrill	3	6	1	7	4	13	0.235	2	9	3	6	5	15	0.250	9	28	0.243	0	0	26.5	37	0.716	11									
A 43 Jones, Mike	6	5	10	1	16	6	0.727	6	5	6	5	12	10	0.545	28	16	0.636	0	0	76.5	44	1.739	11									
A 44 Kenney, Mike	0	0	0	1	0	1	0.000	0	2	0	0	0	2	0.000	0	3	0.000	0	0	1.5	3	0.500	3									
A 45 Lea, Zeek	7	4	6	5	13	9	0.591	5	5	4	6	9	11	0.450	22	20	0.524	0	0	48.5	42	1.155	11									
A 46 Stoy, Carson	8	3	5	6	13	9	0.591	5	6	3	8	8	14	0.364	21	23	0.477	0	0	44.0	44	1.000	11									
A 47 Stoy, Braedon	2	6	2	6	4	12	0.250	1	2	4	6	5	8	0.385	9	20	0.310	0	0	7.5	29	0.259	11									
A 48 Fronczak, Adrian	1	3	2	8	3	11	0.214	2	4	0	7	2	11	0.154	5	22	0.185	0	0	15.0	27	0.556	12									
A5/ Show Me Your Tips	40	32	45	27	85	59	0.590	22	14	23	13	45	27	0.625	175	113	0.608	0	0	283.5	288	0.984										
A 50 Velazquez, Jesse	8	4	8	3	16	7	0.696	8	4	5	3	13	7	0.650	29	14	0.674	0	0	46.0	43	1.070	12									
A 51 Bialaszewski, Rich	5	3	2	1	7	4	0.636	2	3	5	3	7	6	0.538	14	10	0.583	0	0	13.5	24	0.563	9									
A 52 DiMichele, Doug	7	4	8	3	15	7	0.682	6	5	8	2	14	7	0.667	29	14	0.674	0	0	53.5	43	1.244	11									
A 53 Bennett, Will	6	6	8	4	14	10	0.583	8	4	8	4	16	8	0.667	30	18	0.625	0	0	54.0	48	1.125	12									
A 54 Bushman, Brad	2	2	3	4	5	6	0.455	2	4	1	2	3	6	0.333	8	12	0.400	0	0	20.0	20	1.000	7									
A 55 Page, Scott	4	2	5	1	9	3	0.750	5	1	4	1	9	2	0.818	18	5	0.783	0	0	31.5	23	1.370	6									
A 56 Bruemmer, Wes	3	2	2	5	5	7	0.417	2	4	5	3	7	7	0.500	12	14	0.462	0	0	17.0	26	0.654	9									
A 57 Powell, Lee	4	4	6	4	10	8	0.556																									

	Singles 301	Singles Cricket	Singles Record	Singles Win %-age	Doubles Cricket	Doubles 501	Doubles Record	Doubles Win %-age	Sngls + Dbls Record	Sngls + Dbls Win %-age	Tiebreaker Ws	Tiebreaker Ls	All-Star Points	Games Played	All-Star Point Average	Matches Played
B1/ Why So Serious?	42 30	42 30	84 60	0.583	22 14	24 12	46 26	0.639	176 112	0.611	0 8	158.5	288	0.550		
B 10 Cole, Mike	7 4	10 0	17 4	0.810	8 3	8 1	16 4	0.800	33 8	0.805	0 1	33.5	41	0.817	10	
B 11 Cannizzaro, Anthony	5 4	7 5	12 9	0.571	9 3	5 7	14 10	0.583	26 19	0.578	0 1	31.5	45	0.700	11	
B 12 Cannizzaro, Tyler	1 2	2 1	3 3	0.500	2 1	2 0	4 1	0.800	7 4	0.636	0 1	12.0	11	1.091	3	
B 13 Havens, Lincoln	3 6	5 4	8 10	0.444	4 6	7 4	11 10	0.524	19 20	0.487	0 1	19.0	39	0.487	10	
B 14 Rice, Teddy	5 3	3 1	8 4	0.667	4 3	5 3	9 6	0.600	17 10	0.630	0 1	13.5	27	0.500	7	
B 15 Rice, Derek	1 0	0 1	1 1	0.500	0 0	0 0	0 0	---	1 1	0.500	0 0	1.0	2	0.500	1	
B 16 Bracco, Michael	10 2	6 7	16 9	0.640	10 2	8 4	18 6	0.750	34 15	0.694	0 1	23.0	49	0.469	12	
B 17 Leonard, Bill	4 5	4 6	8 11	0.421	1 7	5 3	6 10	0.375	14 21	0.400	0 1	13.5	35	0.386	10	
B 18 Shamer, Michelle	6 4	5 5	11 9	0.550	6 3	8 2	14 5	0.737	25 14	0.641	0 1	11.5	39	0.295	10	
B2/ Double In Stumble Out	37 35	34 38	71 73	0.493	18 18	15 21	33 39	0.458	137 151	0.476	16 0	160.5	288	0.557		
B 20 Eastmead, Phillip	10 2	7 3	17 5	0.773	5 5	6 2	11 7	0.611	28 12	0.700	2 0	31.0	40	0.775	12	
B 21 Butters, Kent	7 4	10 2	17 6	0.739	6 6	5 5	11 11	0.500	28 17	0.622	2 0	45.0	45	1.000	12	
B 22 Holland, Steve	5 3	5 2	10 5	0.667	5 2	2 4	7 6	0.538	17 11	0.607	2 0	12.5	28	0.446	8	
B 23 McQueen, Jamie	4 5	6 4	10 9	0.526	6 5	3 9	9 14	0.391	19 23	0.452	2 0	28.5	42	0.679	12	
B 24 Beaudoin, Paul	3 1	1 4	4 5	0.444	2 2	2 2	4 4	0.500	8 9	0.471	2 0	8.5	17	0.500	7	
B 25 Benson, Brian	1 9	1 8	2 17	0.105	4 8	2 8	6 16	0.273	8 33	0.195	2 0	14.0	41	0.341	12	
B 26 Crumpler, Greg	1 6	1 4	2 10	0.167	4 3	0 5	4 8	0.333	6 18	0.250	2 0	5.5	24	0.229	9	
B 27 Rodgers, Trey	2 1	2 3	4 4	0.500	2 2	2 3	4 5	0.444	8 9	0.471	0 0	8.0	17	0.471	6	
B 28 Rodgers, Corey	3 1	0 2	3 3	0.500	1 0	4 1	5 1	0.833	8 4	0.667	1 0	1.0	12	0.083	6	
B 29 Ridenour, Ron	1 3	1 6	2 9	0.182	1 3	4 3	5 6	0.455	7 15	0.318	1 0	6.5	22	0.295	8	
B3/ Kids Mis-B-having	30 42	29 43	59 85	0.410	17 19	14 22	31 41	0.431	121 167	0.420	7 0	161.0	288	0.559		
B 30 Ridgway, Matt	5 6	7 5	12 11	0.522	5 6	5 6	10 12	0.455	22 23	0.489	1 0	27.0	45	0.600	12	
B 31 Merkle, Patrick	4 4	2 7	6 11	0.353	4 7	5 6	9 13	0.409	15 24	0.385	1 0	23.5	39	0.603	12	
B 32 Watson, Jeff, Jr.	2 2	3 5	5 7	0.417	5 3	2 1	7 4	0.636	12 11	0.522	0 0	25.0	23	1.087	9	
B 33 Larson, Ray	2 5	0 6	2 11	0.154	0 2	2 2	2 4	0.333	4 15	0.211	0 0	8.5	19	0.447	9	
B 34 Hoyt, David	6 3	7 2	13 5	0.722	6 4	2 6	8 10	0.444	21 15	0.583	1 0	28.0	36	0.778	10	
B 35 Blackwelder, Deb	2 7	0 1	2 8	0.200	3 2	3 5	6 7	0.462	8 15	0.348	1 0	6.5	23	0.283	9	
B 36 Gardner, Kenn	4 3	1 2	5 5	0.500	0 1	1 1	1 2	0.333	6 7	0.462	0 0	1.0	13	0.077	8	
B 37 Jeffcoat, Angela	2 4	0 5	2 9	0.182	0 4	2 5	2 9	0.182	4 18	0.182	1 0	0.0	22	0.000	11	
B 38 Gehring, Tara	2 4	3 7	5 11	0.313	5 5	2 7	7 12	0.368	12 23	0.343	1 0	13.5	35	0.386	12	
B 39 Baxter, Stuart	1 4	6 3	7 7	0.500	6 4	4 5	10 9	0.526	17 16	0.515	1 0	28.0	33	0.848	10	
B4/ Hump Day!	36 36	43 29	79 65	0.549	15 21	20 16	35 37	0.486	149 139	0.517	8 0	191.0	288	0.663		
B 40 Deemer, Randy	2 2	0 0	2 2	0.500	0 0	1 1	1 1	0.500	3 3	0.500	0 0	1.0	6	0.167	4	
B 41 Todd, Patrick	0 10	1 5	1 15	0.063	2 5	5 4	7 9	0.438	8 24	0.250	1 0	10.5	32	0.328	12	
B 42 McEwen, William	4 6	2 5	6 11	0.353	3 5	6 2	9 7	0.563	15 18	0.455	1 0	15.5	33	0.470	12	
B 43 Krestalude, Andy	2 3	3 3	5 6	0.455	1 6	1 4	2 10	0.167	7 16	0.304	1 0	10.0	23	0.435	8	
B 44 Stuckey, Rob	3 0	3 7	6 7	0.462	2 6	2 4	4 10	0.286	10 17	0.370	1 0	12.5	27	0.463	10	
B 45 Baldwin, Randy	5 4	8 3	13 7	0.650	6 3	5 6	11 9	0.550	24 16	0.600	1 0	23.5	40	0.588	11	
B 46 Bunn, Tim	7 4	8 3	15 7	0.682	6 5	6 4	12 9	0.571	27 16	0.628	1 0	40.5	43	0.942	11	
B 47 Oakley, Jerry	5 5	7 2	12 7	0.632	3 7	6 4	9 11	0.450	21 18	0.538	1 0	20.0	39	0.513	10	
B 48 Gelhar, Tommy	8 2	11 1	19 3	0.864	7 5	8 3	15 8	0.652	34 11	0.756	1 0	57.5	45	1.278	12	
B5/ Raging Bulls	37 35	40 32	77 67	0.535	25 11	15 21	40 32	0.556	157 131	0.545	6 22	162.5	288	0.564		
B 50 O'Toole, Mike	4 4	4 4	8 8	0.500	6 2	5 4	11 6	0.647	19 14	0.576	1 3	21.5	33	0.652	11	
B 51 Ginger, Chuck	10 2	7 4	17 6	0.739	7 5	6 3	13 8	0.619	30 14	0.682	1 3	30.0	44	0.682	12	
B 52 Ellis, E.J.	3 8	2 6	5 14	0.263	6 3	4 5	10 8	0.556	15 22	0.405	1 3	16.0	37	0.432	11	
B 53 Morgan, Larry	6 3	4 6	10 9	0.526	5 4	6 4	11 8	0.579	21 17	0.553	0 3	19.5	38	0.513	11	
B 54 Nuemeister, K.J.	2 3	5 3	7 6	0.538	6 0	2 6	8 6	0.571	15 12	0.556	1 2	23.5	27	0.870	8	
B 55 Litzsinger, Mike	4 7	3 3	7 10	0.412	8 2	3 8	11 10	0.524	18 20	0.474	1 2	12.5	38	0.329	11	
B 56 Gallagher, Jim	7 3	9 2	16 5	0.762	6 3	3 7	9 10	0.474	25 15	0.625	0 3	24.0	40	0.600	11	
B 57 Berg, Mickey	1 5	6 4	7 9	0.438	6 3	1 5	7 8	0.467	14 17	0.452	1 3	15.5	31	0.500	10	
B6/ The Outlaws	43 29	35 37	78 66	0.542	16 20	20 16	36 36	0.500	150 138	0.521	7 7	172.5	288	0.599		
B 60 Smith, Brian	4 4	1 2	5 6	0.455	4 2	5 4	9 6	0.600	14 12	0.538	1 0	9.5	26	0.365	10	
B 61 Steppe, Mike	5 6	3 7	8 13	0.381	3 6	3 5	6 11	0.353	14 24	0.368	1 1	18.0	38	0.474	11	
B 62 Clark, Dan	6 3	6 4	12 7	0.632	3 5	7 3	10 8	0.556	22 15	0.595	1 1	22.0	37	0.595	11	
B 63 Tant, J.J.	8 2	6 5	14 7	0.667	8 3	3 4	11 7	0.611	25 14	0.641	1 1	33.5	39	0.859	11	
B 64 Peterson, Chris	8 2	4 8	12 10	0.545	4 7	4 4	8 11	0.421	20 21	0.488	1 1	26.0	41	0.634	12	
B 65 Murray, Shane	7 3	6 3	13 6	0.684	6 4	8 3	14 7	0.667	27 13	0.675	1 1	28.5	40	0.713	11	
B 66 Talley, Gray	0 4	0 3	0 7	0.000	1 1	2 3	3 4	0.429	3 11	0.214	0 1	3.0	14	0.214	7	
B 67 Scott, Lee	4 3	6 5	10 8	0.556	3 9	8 4	11 13	0.458	21 21	0.500	1 1	27.0	42	0.643	12	
B 68 Denton, Mike	1 2	3 0	4 2	0.667	0 3	0 2	0 5	0.000	4 7	0.364	0 0	5.0	11	0.455	5	
B7/ Mulligan's Mafia	27 45	29 43	56 88	0.389	13 23	18 18	31 41	0.431	118 170	0.410	0 6	129.0	288	0.448		
B 70 Long, Robert	0 4	1 2	1 6	0.143	2 3	2 2	4 5	0.444	5 11	0.313	0 0	6.5	16	0.406	5	
B 71 Jones, Dustin	5 5	5 5	10 10	0.500	2 7	6 5	8 12	0.400	18 22	0.450	0 1	26.5	40	0.663	11	
B 72 Arnold, Jimmy	3 5	4 6	7 11	0.389	3 6	6 3	9 9	0.500	16 20	0.444	0 0	15.0	36	0.417	10	
B 73 Ondek, Matt	2 7	2 6	4 13	0.235	4 5	3 4	7 9	0.438	11 22	0.333	0 1	10.5	33	0.318	9	
B 74 Roper, Brandon	6 5	6 5	12 10	0.545	5 6	3 7	8 13	0.381	20 23	0.465	0 1	23.5	43	0.547	11	
B 75 Morin, Deane "Dino"	1 9	2 7	3 16	0.158	1 7	5 5	6 12	0.333	9 28	0.243	0 1	15.0	37	0.405	11	
B 76 Williams, Denny "Wood"	7 5	6 5	13 10	0.565	4 7	5 4	9 11	0.450	22 21	0.512	0 1	22.5	43	0.523	12	
B 77 Creech, James	3 5	3 7	6 12	0.333	5 5	6 6	11 11	0.500	17 23	0.425	0 1	9.5	40	0.238	12	


	Singles 301	Singles Cricket	Singles Record	Singles Win %-age	Doubles Cricket	Doubles 501	Doubles Record	Doubles Win %-age	Sngls + Dbls Record	Sngls + Dbls Win %-age	Tiebreaker Ws	Tiebreaker Ls	All-Star Points	Games Played	All-Star Point Average	Matches Played
C1/ Shooter McGavin	42 30	40 32	82 62	0.569	23 13	17 19	40 32	0.556	162 126	0.563	0 7	132.0	288	0.458		
C 10 Knott, Ronnie	7 5	8 4	15 9	0.625	10 2	6 6	16 8	0.667	31 17	0.646	0 1	21.5	48	0.448		12
C 11 Knott, Ryan	7 4	2 4	9 8	0.529	2 6	6 4	8 10	0.444	17 18	0.486	0 1	3.5	35	0.100		12
C 12 Sautter, Don	6 4	3 7	9 11	0.450	6 2	3 6	9 8	0.529	18 19	0.486	0 1	15.0	37	0.405		10
C 13 Sautter, Scott	11 1	5 7	16 8	0.667	6 6	4 8	10 14	0.417	26 22	0.542	0 1	27.5	48	0.573		12
C 14 Toolan, Chris	5 6	8 3	13 9	0.591	10 1	5 6	15 7	0.682	28 16	0.636	0 1	27.0	44	0.614		11
C 15 Flanagan, Stephen	6 6	9 3	15 9	0.625	7 5	7 5	14 10	0.583	29 19	0.604	0 1	24.5	48	0.510		12
C 16 McWhorter, Mike	0 4	5 4	5 8	0.385	5 4	3 3	8 7	0.533	13 15	0.464	0 1	13.0	28	0.464		9
C2/ Darty Little Secrets	47 25	38 34	85 59	0.590	20 16	18 18	38 34	0.528	161 127	0.559	12 0	174.5	288	0.606		
C 20 Borgna, Denise	0 3	0 1	0 4	0.000	0 0	0 1	0 1	0.000	0 5	0.000	0 0	0.0	5	0.000		4
C 21 Borgna, Andrew	11 1	6 6	17 7	0.708	6 5	4 5	10 10	0.500	27 17	0.614	2 0	29.5	44	0.670		12
C 22 Tompkins, Charles	7 5	6 6	13 11	0.542	7 4	4 7	11 11	0.500	24 22	0.522	2 0	19.5	46	0.424		12
C 23 Wilson, Matt	10 1	9 2	19 3	0.864	5 6	6 5	11 11	0.500	30 14	0.682	2 0	43.0	44	0.977		11
C 24 Kerr, Jim	5 4	3 6	8 10	0.444	6 3	4 5	10 8	0.556	18 18	0.500	1 0	14.5	36	0.403		9
C 25 Wilson, Samantha	6 6	7 5	13 11	0.542	6 6	8 4	14 10	0.583	27 21	0.563	2 0	22.5	48	0.469		12
C 26 Al-Hoory, Ahmed	8 3	7 4	15 7	0.682	7 4	8 3	15 7	0.682	30 14	0.682	2 0	41.5	44	0.943		11
C 27 Pausback, Christian	0 2	0 4	0 6	0.000	3 4	2 6	5 10	0.333	5 16	0.238	1 0	4.0	21	0.190		8
C3/ Village Idiots	31 41	28 44	59 85	0.410	10 26	12 24	22 50	0.306	103 185	0.358	0 0	147.5	288	0.512		
C 30 Hartley, Barron	5 7	3 7	8 14	0.364	1 7	3 4	4 11	0.267	12 25	0.324	0 0	14.5	37	0.392		12
C 31 Hartley, Bryan	10 1	9 2	19 3	0.864	5 7	5 7	10 14	0.417	29 17	0.630	0 0	45.0	46	0.978		12
C 32 Jones, Nick	2 10	3 9	5 19	0.208	3 9	4 5	7 14	0.333	12 33	0.267	0 0	16.5	45	0.367		12
C 33 Rowe, Dan	3 8	4 7	7 15	0.318	2 10	5 5	7 15	0.318	14 30	0.318	0 0	13.0	44	0.295		12
C 34 Haywood, Eric	0 2	5 4	5 6	0.455	2 8	2 6	4 14	0.222	9 20	0.310	0 0	17.5	29	0.603		10
C 35 Baugher, Mark	3 1	0 4	3 5	0.375	2 2	0 4	2 6	0.250	5 11	0.313	0 0	5.0	16	0.313		4
C 36 Tyler, Rob	1 2	0 0	1 2	0.333	0 0	0 5	0 5	0.000	1 7	0.125	0 0	1.0	8	0.125		5
C 37 McEwen, Dave	7 4	4 7	11 11	0.500	5 6	5 6	10 12	0.455	21 23	0.477	0 0	30.5	44	0.693		11
C 38 Walker, Steven	0 6	0 4	0 10	0.000	0 3	0 6	0 9	0.000	0 19	0.000	0 0	4.5	19	0.237		7
C4/ One Armed Bandits	29 43	34 38	63 81	0.438	18 18	18 18	36 36	0.500	135 153	0.469	0 6	114.5	288	0.398		
C 40 Kiser, Lyman	2 5	1 6	3 11	0.214	2 4	5 1	7 5	0.583	10 16	0.385	0 1	0.0	26	0.000		6
C 41 Rudy, Jeff	6 5	8 3	14 8	0.636	8 3	9 3	17 6	0.739	31 14	0.689	0 1	38.0	45	0.844		11
C 42 White, Jim	3 7	8 2	11 9	0.550	8 2	3 8	11 10	0.524	22 19	0.537	0 1	12.5	41	0.305		10
C 43 Hansen, Josh	4 4	1 7	5 11	0.313	4 4	3 5	7 9	0.438	12 20	0.375	0 1	7.0	32	0.219		8
C 44 Trefzger, Ken	5 6	5 7	10 13	0.435	5 7	8 3	13 10	0.565	23 23	0.500	0 1	17.0	46	0.370		11
C 45 Richardson, Shane	2 8	6 4	8 12	0.400	4 5	3 7	7 12	0.368	15 24	0.385	0 1	25.5	39	0.654		9
C 46 Kindem, Pete	6 6	5 6	11 12	0.478	4 8	4 7	8 15	0.348	19 27	0.413	0 0	13.5	46	0.293		11
C 47 Murphy, Phil	1 2	0 3	1 5	0.167	1 3	1 2	2 5	0.286	3 10	0.231	0 0	1.0	13	0.077		3
C5/ Nine Lives	35 37	32 40	67 77	0.465	22 14	19 17	41 31	0.569	149 139	0.517	7 0	156.0	288	0.542		
C 50 Romanchek, David	5 6	3 5	8 11	0.421	8 3	4 4	12 7	0.632	20 18	0.526	0 0	20.5	38	0.539		11
C 51 Copple, Matthew	4 6	8 3	12 9	0.571	5 4	6 4	11 8	0.579	23 17	0.575	1 0	31.0	40	0.775		12
C 52 Smith, Butch	2 4	3 6	5 10	0.333	1 4	2 5	3 9	0.250	8 19	0.296	1 0	15.5	27	0.574		9
C 53 Mays, John	2 2	0 2	2 4	0.333	5 1	1 4	6 5	0.545	8 9	0.471	1 0	4.0	17	0.235		5
C 54 Gibson, Jack	8 4	9 2	17 6	0.739	7 4	7 2	14 6	0.700	31 12	0.721	0 0	29.0	43	0.674		11
C 55 Keever, David	3 6	1 8	4 14	0.222	3 4	7 5	10 9	0.526	14 23	0.378	1 0	9.0	37	0.243		12
C 56 Porcelli, Robb	6 3	3 6	9 9	0.500	8 2	7 3	15 5	0.750	24 14	0.632	1 0	23.5	38	0.618		10
C 57 Smith, Tyler	3 3	1 6	4 9	0.308	3 3	2 5	5 8	0.385	9 17	0.346	1 0	11.0	26	0.423		8
C 58 Fitzgerald, Dennis	2 3	4 2	6 5	0.545	4 3	2 2	6 5	0.545	12 10	0.545	1 0	12.5	22	0.568		7
C6/ Wing & A Plaque	44 28	46 26	90 54	0.625	17 19	28 8	45 27	0.625	180 108	0.625	0 0	180.0	288	0.625		
C 60 Beard, Tommy	8 3	8 4	16 7	0.696	8 3	7 3	15 6	0.714	31 13	0.705	0 0	32.5	44	0.739		12
C 61 Guenther, George	7 2	4 2	11 4	0.733	4 6	7 2	11 8	0.579	22 12	0.647	0 0	17.0	34	0.500		10
C 62 Thomas, Joe "Antique"	5 5	3 2	8 7	0.533	5 2	6 2	11 4	0.733	19 11	0.633	0 0	14.5	30	0.483		11
C 63 Ouellette, Brian	2 1	4 3	6 4	0.600	2 5	6 2	8 7	0.533	14 11	0.560	0 0	13.5	25	0.540		8
C 64 Lamb, Mike	7 3	8 4	15 7	0.682	4 8	8 4	12 12	0.500	27 19	0.587	0 0	37.5	46	0.815		12
C 65 Bailey, Matt	5 6	8 3	13 9	0.591	5 6	10 0	15 6	0.714	28 15	0.651	0 0	30.5	43	0.709		11
C 66 DaCosta, Jeremy	1 2	0 2	1 4	0.200	0 0	2 0	2 0	1.000	3 4	0.429	0 0	2.0	7	0.286		4
C 67 Ludewig, Ross	4 6	8 4	12 10	0.545	4 5	5 3	9 8	0.529	21 18	0.538	0 0	21.5	39	0.551		12
C 68 Mitchell, Austin	5 0	3 2	8 2	0.800	2 3	5 0	7 3	0.700	15 5	0.750	0 0	11.0	20	0.550		5
C7/ Rif Raf	24 48	34 38	58 86	0.403	16 20	14 22	30 42	0.417	118 170	0.410	0 8	147.0	288	0.510		
C 70 Diamond, Paddy	3 6	8 4	11 10	0.524	4 7	2 4	6 11	0.353	17 21	0.447	0 1	15.5	38	0.408		12
C 71 Gaertner, Brian	2 9	0 1	2 10	0.167	1 3	2 9	3 12	0.200	5 22	0.185	0 1	3.0	27	0.111		11
C 72 Piquet, David	3 4	4 5	7 9	0.438	6 4	3 5	9 9	0.500	16 18	0.471	0 1	20.5	34	0.603		10
C 73 Winters, Tom "Tiny"	7 5	9 3	16 8	0.667	6 6	4 8	10 14	0.417	26 22	0.542	0 1	38.0	48	0.792		12
C 74 Horger, Dennis	3 4	3 9	6 13	0.316	3 6	3 6	6 12	0.333	12 25	0.324	0 1	16.5	37	0.446		12
C 75 Williams, Ed	2 3	1 4	3 7	0.300	2 4	2 1	4 5	0.444	7 12	0.368	0 1	4.0	19	0.211		6
C 76 Snyder, Xavier	0 1	0 2	0 3	0.000	1 1	0 2	1 3	0.250	1 6	0.143	0 1	2.0	7	0.286		3
C 77 Jackson, Barry	0 5	0 3	0 8	0.000	1 0	2 2	3 2	0.600	3 10	0.231	0 0	1.0	13	0.077		5
C 78 Reid, Chris	2 6	8 1	10 7	0.588	5 4	5 4	10 8	0.556	20 15	0.571	0 0	34.5	35	0.986		9
C 79 Side, Eric	2 5	1 6	3 11	0.214	3 5	5 3	8 8	0.500	11 19	0.367	0 1	12.0	30	0.400		8

		Singles 301	Singles Cricket	Singles Record	Singles Win %-age	Doubles Cricket	Doubles 501	Doubles Record	Doubles Win %-age	Sngls + Dbls Record	Sngls + Dbls Win %-age	Tiebreaker Ws	Tiebreaker Ls	All-Star Points	Games Played	All-Star Point Average	Matches Played
D1/ Off Constantly-Reboot		34 50	37 47	71 97	0.423	18 24	21 21	39 45	0.464	149 187	0.443	0 0	177.0	336	0.527		
D 10	Kubel, Nicole	6 4	1 11	7 15	0.318	3 9	5 5	8 14	0.364	15 29	0.341	0 0	18.5	44	0.420	13	
D 11	Roberts, Mike	4 6	2 7	6 13	0.316	5 5	2 9	7 14	0.333	13 27	0.325	0 0	15.5	40	0.388	12	
D 12	Olson, Kevin	8 6	11 3	19 9	0.679	8 6	12 2	20 8	0.714	39 17	0.696	0 0	50.0	56	0.893	14	
D 13	Blackwelder, Allyson	1 6	3 5	4 11	0.267	3 4	1 7	4 11	0.267	8 22	0.267	0 0	12.5	30	0.417	9	
D 14	Tufillaro, Lou	4 5	4 6	8 11	0.421	7 3	4 6	11 9	0.550	19 20	0.487	0 0	23.0	39	0.590	10	
D 15	Holt, Ben	5 8	8 5	13 13	0.500	6 7	12 1	18 8	0.692	31 21	0.596	0 0	25.5	52	0.490	13	
D 16	Cruze, Michael	2 7	0 3	2 10	0.167	0 4	2 5	2 9	0.182	4 19	0.174	0 0	6.0	23	0.261	9	
D 17	Kubel, Tom "Q-Ball"	1 4	1 4	2 8	0.200	0 3	1 2	1 5	0.167	3 13	0.188	0 0	3.5	16	0.219	6	
D 18	Cotton, Barbara	2 2	1 1	3 3	0.500	0 3	0 1	0 4	0.000	3 7	0.300	0 0	1.5	10	0.150	4	
D 19	Azevedo, Angelo	1 2	6 2	7 4	0.636	4 4	3 4	7 8	0.467	14 12	0.538	0 0	21.0	26	0.808	9	
D2/ Darty Sanchez		42 42	47 37	89 79	0.530	22 20	24 18	46 38	0.548	181 155	0.539	19 13	152.0	336	0.452		
D 20	Trefzger, Eric	7 6	7 6	14 12	0.538	6 7	6 7	12 14	0.462	26 26	0.500	3 1	32.0	52	0.615	13	
D 21	Bell, Austin	4 5	5 4	9 9	0.500	1 6	2 6	3 12	0.200	12 21	0.364	1 2	11.0	33	0.333	9	
D 22	Collier, Chris	4 1	4 3	8 4	0.667	4 3	3 3	7 6	0.538	15 10	0.600	2 1	14.0	25	0.560	7	
D 23	Robinson, Mike	11 2	12 1	23 3	0.885	11 2	9 3	20 5	0.800	43 8	0.843	3 1	47.5	51	0.931	13	
D 24	Wernet, Brad	2 3	3 2	5 5	0.500	1 4	4 1	5 5	0.500	10 10	0.500	1 1	4.0	20	0.200	5	
D 25	Maierhofer, Sean	4 7	5 6	9 13	0.409	7 4	7 5	14 9	0.609	23 22	0.511	2 2	10.5	45	0.233	12	
D 26	Maierhofer, Pete	5 7	2 6	7 13	0.350	6 5	6 6	12 11	0.522	19 24	0.442	2 2	12.5	43	0.291	12	
D 27	Barreiro Pujol, Ollie	3 7	6 6	9 13	0.409	6 6	8 2	14 8	0.636	23 21	0.523	2 2	12.5	44	0.284	12	
D 28	Goodrich, Brett	2 4	3 3	5 7	0.417	2 3	3 3	5 6	0.455	10 13	0.435	3 1	8.0	23	0.348	6	
D3/ Menace 2 Sobriety		48 36	42 42	90 78	0.536	16 26	23 19	39 45	0.464	168 168	0.500	6 13	125.5	336	0.374		
D 30	White, J.J.	9 3	9 4	18 7	0.720	5 8	6 6	11 14	0.440	29 21	0.580	1 2	28.0	50	0.560	13	
D 31	Johnson, Dave	11 3	8 6	19 9	0.679	5 8	7 7	12 15	0.444	31 24	0.564	1 2	17.5	55	0.318	14	
D 32	Price, Brady	8 6	12 2	20 8	0.714	9 5	9 6	18 11	0.621	38 19	0.667	1 2	20.0	57	0.351	14	
D 33	Bouchard, Keith	4 7	4 6	8 13	0.381	5 7	8 4	13 11	0.542	21 24	0.467	1 2	14.5	45	0.322	12	
D 34	Gartland, James	3 7	3 7	6 14	0.300	2 6	6 4	8 10	0.444	14 24	0.368	1 1	8.5	38	0.224	10	
D 35	Rogers, Spencer	6 3	3 9	9 12	0.429	1 9	3 5	4 14	0.222	13 26	0.333	0 2	15.0	39	0.385	11	
D 36	Baker, Dennis	7 7	3 8	10 15	0.400	5 9	7 6	12 15	0.444	22 30	0.423	1 2	22.0	52	0.423	14	
D4/ Red-eye Rangers		38 46	34 50	72 96	0.429	15 27	18 24	33 51	0.393	138 198	0.411	8 15	124.0	336	0.369		
D 40	Kunesh, Joe	8 5	1 5	9 10	0.474	3 9	4 4	7 13	0.350	16 23	0.410	1 2	10.5	39	0.269	13	
D 41	Rouse, Chuck	3 5	0 8	3 13	0.188	2 6	4 6	6 12	0.333	9 25	0.265	1 2	5.0	34	0.147	13	
D 42	Barnes, Will	0 0	0 0	0 0	---	0 0	0 0	0 0	---	0 0	---	0 0	0.0	0	---	0	
D 43	Kirkpatrick, Scott	8 6	9 5	17 11	0.607	7 6	6 8	13 14	0.481	30 25	0.545	1 2	34.5	55	0.627	14	
D 44	Raper, Jeromie	6 7	6 7	12 14	0.462	4 7	3 7	7 14	0.333	19 28	0.404	1 2	18.0	47	0.383	13	
D 45	Powell, Mark	5 7	10 3	15 10	0.600	3 9	1 6	4 15	0.211	19 25	0.432	1 1	15.5	44	0.352	12	
D 46	Mitchell, Bill	2 2	1 8	3 10	0.231	0 4	4 6	4 10	0.286	7 20	0.259	1 2	10.0	27	0.370	11	
D 47	Dzengesleski, Julie	5 8	4 9	9 17	0.346	6 7	7 6	13 13	0.500	22 30	0.423	1 2	16.5	52	0.317	13	
D 48	Dzengesleski, Jimmy	1 6	3 5	4 11	0.267	5 6	7 5	12 11	0.522	16 22	0.421	1 2	14.0	38	0.368	13	
D5/ Liquor Possee		44 34	40 38	84 72	0.538	25 14	22 17	47 31	0.603	178 134	0.571	17 0	117.0	312	0.375		
D 50	Martinez, Gustavo	2 4	3 2	5 6	0.455	6 4	5 2	11 6	0.647	16 12	0.571	2 0	8.0	28	0.286	11	
D 51	Barnes, Adam	7 3	8 3	15 6	0.714	7 5	6 4	13 9	0.591	28 15	0.651	2 0	22.5	43	0.523	12	
D 52	Claggett, Jeremy	1 4	0 4	1 8	0.111	0 1	3 2	3 3	0.500	4 11	0.267	2 0	2.0	15	0.133	10	
D 53	Allen, Zach	7 4	3 6	10 10	0.500	6 6	7 2	13 8	0.619	23 18	0.561	2 0	19.5	41	0.476	12	
D 54	Coleman, Brian	4 4	3 4	7 8	0.467	5 1	2 5	7 6	0.538	14 14	0.500	2 0	8.5	28	0.304	11	
D 55	Bathurst, Ryan	6 2	8 1	14 3	0.824	6 3	6 1	12 4	0.750	26 7	0.788	1 0	9.0	33	0.273	9	
D 56	Rutten, Pete	3 3	0 1	3 4	0.429	0 1	2 4	2 5	0.286	5 9	0.357	1 0	0.0	14	0.000	9	
D 57	Kipp, Daniel	0 1	1 8	1 9	0.100	1 3	0 4	1 7	0.125	2 16	0.111	2 0	6.0	18	0.333	9	
D 58	May, Brayden	7 5	9 3	16 8	0.667	9 3	7 5	16 8	0.667	32 16	0.667	2 0	27.0	48	0.563	12	
D 59	Brady, Marlin	7 4	5 6	12 10	0.545	10 1	6 5	16 6	0.727	28 16	0.636	1 0	14.5	44	0.330	11	
D6/ One Dart Wonders		38 46	31 53	69 99	0.411	17 25	22 20	39 45	0.464	147 189	0.438	0 0	137.5	336	0.409		
D 60	Cornell, Blaine	0 6	1 2	1 8	0.111	3 3	5 4	8 7	0.533	9 15	0.375	0 0	6.5	24	0.271	11	
D 61	Millius, Mike	7 7	7 7	14 14	0.500	6 8	5 7	11 15	0.423	25 29	0.463	0 0	27.0	54	0.500	14	
D 62	Tisdale, Brian	2 3	0 9	2 12	0.143	1 4	3 2	4 6	0.400	6 18	0.250	0 0	2.0	24	0.083	10	
D 63	Toko, Jeff	7 5	1 6	8 11	0.421	5 6	4 8	9 14	0.391	17 25	0.405	0 0	13.0	42	0.310	13	
D 64	Musil, Dylan	6 3	6 3	12 6	0.667	3 5	9 1	12 6	0.667	24 12	0.667	0 0	29.5	36	0.819	10	
D 65	Roseman, Sean	5 6	3 9	8 15	0.348	4 8	5 3	9 11	0.450	17 26	0.395	0 0	15.5	43	0.360	13	
D 66	Gardner, Kyle	6 2	4 4	10 6	0.625	1 6	2 5	3 11	0.214	13 17	0.433	0 0	10.5	30	0.350	9	
D 67	Carroll, Josh	1 2	2 3	3 5	0.375	2 2	3 2	5 4	0.556	8 9	0.471	0 0	6.0	17	0.353	8	
D 68	Brewster, Matt	0 6	0 5	0 11	0.000	0 4	0 3	0 7	0.000	0 18	0.000	0 0	2.5	18	0.139	11	
D 69	Leshner, Jon	4 6	7 5	11 11	0.500	9 4	8 5	17 9	0.654	28 20	0.583	0 0	25.0	48	0.521	13	
D7/ Dirty Darts Done Dirt Cheap		43 41	48 36	91 77	0.542	28 14	21 21	49 35	0.583	189 147	0.563	8 0	181.0	336	0.539		
D 70	Scott, Kevin	3 6	5 1	8 7	0.533	4 4	2 5	6 9	0.400	14 16	0.467	1 0	13.5	30	0.450	13	
D 71	Clark, Chad	6 8	11 3	17 11	0.607	10 4	6 6	16 10	0.615	33 21	0.611	1 0	35.0	54	0.648	14	
D 72	Turner, Kevin	8 5	3 9	11 14	0.440	4 4	2 7	6 11	0.353	17 25	0.405	1 0	15.5	42	0.369	13	
D 7x	xx-DeMattos, Rick	2 0	2 0	4 0	1.000	0 0	2 0	2 0	1.000	6 0	1.000	0 0	4.0	6	0.667	2	
D 74	Nguyen, Henry	0 2	0 2	0 4	0.000	3 1	1 3	4 4	0.500	4 8	0.333	1 0	2.0	12	0.167	7	
D 75	Schon, Chris	3 3	2 7	5 10	0.333	4 3	5 6	9 9	0.500	14 19	0.424	1 0	6.0	33	0.182	13	
D 76	Seldon, Curtis	1 3	5 9	6 12	0.333	9 5	4 4	13 9	0.591	19 21	0.475	1 0	22.5	40	0.563	14	
D 77	Howes, Guy	11 3	13 1	24 4	0.857	10 4	10 2	20 6	0.769	44 10	0.815	1 0	63.0	54	1.167	14	
D 78	Palma, Kevin	6 7	0 0	6 7	0.462	2 0	5 5	7 5	0.583	13 12	0.520	1 0	4.0	25	0.160	13	
D 79	Cosimeno, Randy	3 4	7 4	10 8	0.556	10 3	5 4	15 7	0.682	25 15	0.625	0 0	15.5	40	0.388	13	
D8/ Irish Ton		47 37	53 31	100 68	0.595	26 16	14 28	40 44	0.476	180 156	0.536	0 8	120.0	336	0.357		
D 80	Cominole, Jeremy	3 5	0 6	3 11	0.214	4 4	3 4	7 8	0.467	10 19	0.345	0 1	10.0	29	0.345	8	
D 81	Rosbach, Mark	6 3	7 7	13 10	0.565	6 7	2 7	8 14	0.364	21 24	0.467	0 1	17.5	45	0.389	14	
D 82	Butterworth, Dan	6 6	8 4	14 10	0.583	10 2	2 9	12 11	0.522	26 21	0.553	0 1	23.0	47	0.489	12	
D 83																	

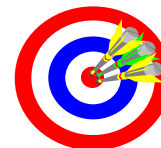
	Singles 301	Singles Cricket	Singles Record	Singles Win %-age	Doubles Cricket	Doubles 501	Doubles Record	Doubles Win %-age	Sngls + Dbls Record	Sngls + Dbls Win %-age	Tiebreaker Ws	Tiebreaker Ls	All-Star Points	Games Played	All-Star Point Average	Matches Played
E1/ Bangin The Wire	38 46	38 46	76 92	0.452	17 25	18 24	35 49	0.417	146 190	0.435	0 14	119.0	336	0.354		
E 10 Williams, Kelsey	1 9	2 4	3 13	0.188	0 4	4 6	4 10	0.286	7 23	0.233	0 2	5.0	30	0.167	11	
E 11 Bowen, Andy	11 3	8 6	19 9	0.679	6 8	4 10	10 18	0.357	29 27	0.518	0 2	25.5	56	0.455	14	
E 12 Prosser, Brad	0 5	0 6	0 11	0.000	1 7	2 4	3 11	0.214	3 22	0.120	0 2	4.5	25	0.180	13	
E 13 Port, Brian	6 8	5 9	11 17	0.393	5 8	6 7	11 15	0.423	22 32	0.407	0 2	15.5	54	0.287	14	
E 14 White, John	4 10	8 6	12 16	0.429	8 6	5 9	13 15	0.464	25 31	0.446	0 2	18.5	56	0.330	14	
E 15 Stark, Parker	6 3	6 3	12 6	0.667	4 5	7 1	11 6	0.647	23 12	0.657	0 2	17.0	35	0.486	9	
E 16 Mincey, Chris	9 4	7 6	16 10	0.615	7 6	7 6	14 12	0.538	30 22	0.577	0 2	22.5	52	0.433	13	
E 17 Alexander, Will	1 4	2 6	3 10	0.231	3 6	1 5	4 11	0.267	7 21	0.250	0 0	10.5	28	0.375	9	
E2/ Ton 80 Proof	27 56	44 40	71 96	0.425	19 23	27 15	46 38	0.548	163 172	0.487	8 0	139.5	335	0.416		
E 20 Gagner, Chris	7 6	4 3	11 9	0.550	3 7	11 2	14 9	0.609	25 18	0.581	1 0	12.5	43	0.291	13	
E 21 Theall, Ken	3 9	4 7	7 16	0.304	4 6	11 0	15 6	0.714	22 22	0.500	1 0	21.0	44	0.477	12	
E 22 Dehnel, Sebastian	4 8	10 2	14 10	0.583	8 4	7 4	15 8	0.652	29 18	0.617	1 0	22.0	47	0.468	12	
E 23 Blake, Rick	6 7	8 5	14 12	0.538	6 7	9 3	15 10	0.600	29 22	0.569	1 0	23.0	51	0.451	13	
E 24 Zuttel, Paul	0 1	3 4	3 5	0.375	4 3	3 4	7 7	0.500	10 12	0.455	1 0	8.5	22	0.386	7	
E 25 Frederickson, David "Butt"	1 2	2 2	3 4	0.429	2 1	1 1	3 2	0.600	6 6	0.500	1 0	6.5	12	0.542	4	
E 26 Talbot, Chris	3 9	7 4	10 13	0.435	5 6	3 5	8 11	0.421	18 24	0.429	0 0	15.0	42	0.357	12	
E 27 Robertson, Chris	2 10	2 9	4 19	0.174	6 4	5 7	11 11	0.500	15 30	0.333	1 0	18.0	45	0.400	12	
E 28 Bell, Kevin	1 4	4 4	5 8	0.385	0 8	4 4	4 12	0.250	9 20	0.310	1 0	13.0	29	0.448	9	
E3/ Rippin Darts	46 38	37 47	83 85	0.494	14 28	24 18	38 46	0.452	159 177	0.473	0 14	116.5	336	0.347		
E 30 Raymond, Erik	9 5	4 9	13 14	0.481	2 11	3 3	5 14	0.263	18 28	0.391	0 2	15.5	46	0.337	14	
E 31 McDonald, Chase	7 5	7 5	14 10	0.583	5 7	9 2	14 9	0.609	28 19	0.596	0 2	16.5	47	0.351	12	
E 32 Helton, Dakota	6 8	8 6	14 14	0.500	6 8	7 7	13 15	0.464	27 29	0.482	0 2	13.0	56	0.232	14	
E 33 Gylfason, Thorbjorn	11 3	4 10	15 13	0.536	6 8	7 7	13 15	0.464	28 28	0.500	0 2	25.0	56	0.446	14	
E 34 Wood, Connor	4 9	9 4	13 13	0.500	6 7	10 3	16 10	0.615	29 23	0.558	0 2	22.5	52	0.433	13	
E 35 Kirk, Dylan	7 6	1 1	8 7	0.533	0 3	6 7	6 10	0.375	14 17	0.452	0 2	5.5	31	0.177	13	
E 36 Pickel, Cameron	2 2	4 10	6 12	0.333	3 11	6 7	9 18	0.333	15 30	0.333	0 2	18.5	45	0.411	14	
E 37 Kunkel, Cooper	0 0	0 2	0 2	0.000	0 1	0 0	0 1	0.000	0 3	0.000	0 0	0.0	3	0.000	2	
E 38 Young, Shane	0 0	0 0	0 0	---	0 0	0 0	0 0	---	0 0	---	0 0	0.0	0	---	0	
E4/ Runs with Corks	42 42	38 46	80 88	0.476	20 22	16 26	36 48	0.429	152 184	0.452	7 0	137.5	336	0.409		
E 40 Fleener, Michael	7 3	7 5	14 8	0.636	6 5	3 2	9 7	0.563	23 15	0.605	1 0	26.0	38	0.684	12	
E 41 Fleener, Leigh Ann	4 7	5 4	9 11	0.450	6 4	4 7	10 11	0.476	19 22	0.463	1 0	14.5	41	0.354	13	
E 42 Amarante, John	7 6	8 4	15 10	0.600	5 7	4 6	9 13	0.409	24 23	0.511	1 0	25.0	47	0.532	13	
E 43 Stumpf, Robert	2 3	2 7	4 10	0.286	2 8	4 3	6 11	0.353	10 21	0.323	1 0	4.0	31	0.129	13	
E 44 Lymer, Dean	5 0	2 9	7 9	0.438	0 9	4 6	4 15	0.211	11 24	0.314	1 0	12.0	35	0.343	12	
E 45 Spanko, Melanie	5 8	0 1	5 9	0.357	0 1	4 10	4 11	0.267	9 20	0.310	1 0	1.0	29	0.034	14	
E 46 Venable, Mike	2 6	4 8	6 14	0.300	4 7	3 6	7 13	0.350	13 27	0.325	1 0	10.0	40	0.250	13	
E 47 Ehrmann, Rob	6 5	7 4	13 9	0.591	8 3	4 6	12 9	0.571	25 18	0.581	0 0	33.5	43	0.779	11	
E 48 Sweet, Phyllis	3 2	3 2	6 4	0.600	6 0	1 3	7 3	0.700	13 7	0.650	0 0	10.5	20	0.525	6	
E 49 Sweet, Jim	1 2	0 2	1 4	0.200	3 0	1 3	4 3	0.571	5 7	0.417	0 0	1.0	12	0.083	5	
E5/ Cheap Shots	47 36	43 41	90 77	0.539	22 20	19 23	41 43	0.488	172 163	0.513	6 6	123.0	335	0.367		
E 50 Buckman, Dave	6 5	9 5	15 10	0.600	7 8	8 7	15 15	0.500	30 25	0.545	1 1	21.0	55	0.382	14	
E 51 Burney, Gary	7 6	7 4	14 10	0.583	6 4	4 8	10 12	0.455	24 22	0.522	1 1	20.5	46	0.446	12	
E 52 Hindle, Mikey	6 5	6 6	12 11	0.522	3 8	6 5	9 13	0.409	21 24	0.467	1 0	22.0	45	0.489	11	
E 53 James, Bob	5 3	4 5	9 8	0.529	4 4	4 5	8 9	0.471	17 17	0.500	0 1	13.5	34	0.397	8	
E 54 Warren, Randy	8 5	5 8	13 13	0.500	11 3	5 6	16 9	0.640	29 22	0.569	0 1	21.5	51	0.422	13	
E 55 McMillan, Bill	3 4	0 3	3 7	0.300	0 6	1 4	1 10	0.091	4 17	0.190	0 1	3.0	21	0.143	7	
E 56 Britt, Jacob	1 1	2 0	3 1	0.750	2 0	1 1	3 1	0.750	6 2	0.750	1 0	2.0	8	0.250	2	
E 57 Carlson, Alek	3 2	2 5	5 7	0.417	4 2	3 4	7 6	0.538	12 13	0.480	1 0	1.0	25	0.040	7	
E 58 Hall, Josh	8 5	8 5	16 10	0.615	7 5	6 6	13 11	0.542	29 21	0.580	1 1	18.5	50	0.370	12	
E6/ Sharky's Machine	36 48	29 55	65 103	0.387	21 21	19 23	40 44	0.476	145 191	0.432	6 14	112.5	336	0.335		
E 60 Borgia, Pete	6 6	5 8	11 14	0.440	7 7	4 10	11 17	0.393	22 31	0.415	1 2	21.5	53	0.406	14	
E 61 Bateman, Jimmy	5 7	3 8	8 15	0.348	6 5	4 6	10 11	0.476	18 26	0.409	0 2	6.5	44	0.148	11	
E 62 Allison, Frank	6 5	6 5	12 10	0.545	4 7	6 6	10 13	0.435	22 23	0.489	1 2	21.5	45	0.478	11	
E 63 Barrett, Darren	2 7	1 8	3 15	0.167	5 3	5 3	10 6	0.625	13 21	0.382	1 0	13.5	34	0.397	9	
E 64 Schaefer, Dan	4 3	0 7	4 10	0.286	5 4	6 3	11 7	0.611	15 17	0.469	1 2	5.0	32	0.156	10	
E 65 Schaefer, John	9 2	10 1	19 3	0.864	7 4	5 6	12 10	0.545	31 13	0.705	1 1	24.5	44	0.557	11	
E 66 Kruger, Lonny	4 4	2 6	6 10	0.375	3 3	2 4	5 7	0.417	11 17	0.393	0 1	7.5	28	0.268	9	
E 67 Fink, Scott	0 8	1 3	1 11	0.083	2 4	3 3	5 7	0.417	6 18	0.250	0 2	4.0	24	0.167	9	
E 68 Gunner, Ray	0 4	1 6	1 10	0.091	2 4	2 5	4 9	0.308	5 19	0.208	1 1	5.0	24	0.208	7	
E 69 Fuller, Geoff	0 2	0 3	0 5	0.000	1 1	1 0	2 1	0.667	2 6	0.250	0 1	3.5	8	0.438	3	
E7/ Bottoms Up	46 38	63 21	109 59	0.649	34 8	28 14	62 22	0.738	233 103	0.693	6 0	188.5	336	0.561		
E 70 McMillan, Evan	4 8	10 4	14 12	0.538	11 3	12 2	23 5	0.821	37 17	0.685	1 0	39.5	54	0.731	14	
E 71 Crabtree, Reagan	9 2	9 1	18 3	0.857	8 2	6 5	14 7	0.667	32 10	0.762	1 0	24.0	42	0.571	11	
E 72 Crabtree, Traci	0 1	0 0	0 1	0.000	0 0	0 0	0 0	---	0 1	0.000	0 0	0.0	1	0.000	1	
E 73 Evans, David	9 3	13 0	22 3	0.880	12 1	8 2	20 3	0.870	42 6	0.875	0 0	64.0	48	1.333	13	
E 74 Hawks, Michael	9 4	10 4	19 8	0.704	10 3	8 6	18 9	0.667	37 17	0.685	1 0	15.0	54	0.278	14	
E 75 Smith, Lauren	5 6	2 8	7 14	0.333	7 2	7 2	14 4	0.778	21 18	0.538	1 0	5.0	39	0.128	11	
E 76 Tschetter, Aaron	5 6	10 1	15 7	0.682	10 2	7 6	17 8	0.680	32 15	0.681	1 0	19.0	47	0.404	12	
E 77 VanDyke, Darren	5 8	9 3	14 11	0.560	10 3	8 5	18 8	0.692	32 19	0.627	1 0	22.0	51	0.431	13	
E8/ Waddle In, Waddle Out	53 31	44 40	97 71	0.577	21 21	17 25	38 46	0.452	173 163	0.515	15 0	166.0	336	0.494		
E 80 Kuppler, Bob	2 1	2 2	4 3	0.571	0 3	3 0	3 3	0.500	7 6	0.538	1 0	1.0	13	0.077	8	
E 81 Carawon, Harris	10 2	0 7	10 9	0.526	3 5	4 7	7 12	0.368	17 21	0.447	2 0	6.5	38	0.171	13	
E 82 Carter, Kevin	4 4	10 4	14 8	0.636	6 8	6 7	12 15	0.444	26 23	0.531	2 0	18.0	49	0.367	14	
E 83 Converse, Laurence	5 2	4 5	9 7	0.563	5 4	2 5	7 9	0.438	16 16	0.500	1 0	11.0	32	0.344	10	
E 84 Ellis, Tim	7 6	5 6	12 12	0.500	5 5	7 6	12 11	0.522	24 23	0.511	2 0	23.0	47	0.489	14	
E 85 Kuppler, Alex	1 5	3 4	4 9	0.308	7 2	1 5	8 7	0.533	12 16	0.429	1 0	10.0	28	0.357	11	
E 86 Lalino, Steve	5 5	0 7	5 12	0.294	1 5	2 6	3 11	0.214	8 23	0.258	2 0	13.5	31	0.435	10	
E 87 Rawlings, Shane	8 4	8 4	16 8	0.667	7 5	3 8	10 13	0.435	26 21	0.553	2 0	27.5	47	0.585	12	
E 88 Samaluk, Somchai	11 2	12 1	23 3	0.885	8 5	6 6	14									

	Singles 301	Singles Cricket	Singles Record	Singles Win %-age	Doubles Cricket	Doubles 501	Doubles Record	Doubles Win %-age	Sngls + Dbls Record	Sngls + Dbls Win %age	Tiebreaker Ws	Tiebreaker Ls	All-Star Points	Games Played	All-Star Point Average	Matches Played
F1/ Death Throw	42 42	51 33	93 75	0.554	22 20	31 11	53 31	0.631	199 137	0.592	7 0	119.0	336	0.354		
F 10 Willis, Tolson	5 7	5 4	10 11	0.476	6 4	11 1	17 5	0.773	27 16	0.628	1 0	9.0	43	0.209	13	
F 11 Bosier, Sean	8 6	5 9	13 15	0.464	7 4	13 1	20 5	0.800	33 20	0.623	1 0	13.0	53	0.245	14	
F 12 Mathews, Dave	7 4	5 4	12 8	0.600	5 5	4 6	9 11	0.450	21 19	0.525	1 0	9.0	40	0.225	10	
F 13 Willis, Angie	0 9	1 0	1 9	0.100	1 0	4 0	5 0	1.000	6 9	0.400	0 0	2.5	15	0.167	9	
F 14 Mathews, Olivia	7 7	11 2	18 9	0.667	9 5	6 7	15 12	0.556	33 21	0.611	1 0	22.0	54	0.407	14	
F 15 Bradshaw, Tyler	3 0	2 0	5 0	1.000	1 2	2 1	3 3	0.500	8 3	0.727	0 0	3.5	11	0.318	4	
F 16 Fortune, Chase	6 4	7 7	13 11	0.542	7 5	10 3	17 8	0.680	30 19	0.612	1 0	24.5	49	0.500	14	
F 17 Willis, Bladen	2 0	5 4	7 4	0.636	4 6	6 1	10 7	0.588	17 11	0.607	1 0	15.0	28	0.536	10	
F 18 Willis, Logan	4 5	10 3	14 8	0.636	4 9	6 2	10 11	0.476	24 19	0.558	1 0	20.5	43	0.477	13	
F2/ She-nanigans	40 44	36 48	76 92	0.452	13 29	7 35	20 64	0.238	116 220	0.345	0 7	110.5	336	0.329		
F 20 Phillips, Leslie	9 4	7 6	16 10	0.615	6 7	3 10	9 17	0.346	25 27	0.481	0 1	34.0	52	0.654	13	
F 21 Hoover, Kim	1 6	4 5	5 11	0.313	4 7	1 9	5 16	0.238	10 27	0.270	0 1	8.5	37	0.230	11	
F 22 Clement, Dawn	3 8	4 4	7 12	0.368	1 8	3 10	4 18	0.182	11 30	0.268	0 1	10.0	41	0.244	13	
F 23 Velazquez, Keri	6 3	3 8	9 11	0.450	4 8	1 6	5 14	0.263	14 25	0.359	0 1	19.0	39	0.487	12	
F 24 Taylor, Tisha	6 4	3 6	9 10	0.474	0 9	0 9	0 18	0.000	9 28	0.243	0 1	7.0	37	0.189	10	
F 25 Stewart, Colleen	2 4	4 2	6 6	0.500	4 1	1 3	5 4	0.556	11 10	0.524	0 0	7.0	21	0.333	7	
F 26 Mozzetti, Petra	4 2	5 1	9 3	0.750	4 2	1 5	5 7	0.417	14 10	0.583	0 1	7.5	24	0.313	6	
F 27 Hutton, Ashleigh	0 0	0 0	0 0	---	0 0	0 0	0 0	---	0 0	---	0 0	0.0	0	---	0	
F 28 Watson, Ruth	3 8	2 7	5 15	0.250	2 9	2 9	4 18	0.182	9 33	0.214	0 0	4.5	42	0.107	12	
F 29 Fahey, Beck	6 5	4 9	10 14	0.417	1 7	2 9	3 16	0.158	13 30	0.302	0 1	13.0	43	0.302	14	
F3/ That's What She Said	37 47	35 49	72 96	0.429	19 23	19 23	38 46	0.452	148 188	0.440	0 0	124.5	336	0.371		
F 30 Caldwell, Taylor	3 5	2 7	5 12	0.294	8 8	7 9	15 17	0.469	20 29	0.408	0 0	3.0	49	0.061	14	
F 31 Raquet, Mike	9 5	11 3	20 8	0.714	6 7	7 6	13 13	0.500	33 21	0.611	0 0	44.0	54	0.815	14	
F 32 Adams, Doug	4 3	3 4	7 7	0.500	2 3	2 4	4 7	0.364	11 14	0.440	0 0	5.0	25	0.200	7	
F 33 Thompson, Barry	3 9	2 7	5 16	0.238	5 6	6 4	11 10	0.524	16 26	0.381	0 0	12.0	42	0.286	11	
F 34 Thompson, Barry, Jr.	3 9	7 5	10 14	0.417	6 4	3 8	9 12	0.429	19 26	0.422	0 0	19.5	45	0.433	12	
F 35 Beck, Paul	0 2	1 2	1 4	0.200	1 2	1 1	2 3	0.400	3 7	0.300	0 0	4.5	10	0.450	4	
F 36 Knight, Romuald	2 5	1 5	3 10	0.231	2 4	3 2	5 6	0.455	8 16	0.333	0 0	7.5	24	0.313	7	
F 37 Owens, Justin	6 5	4 8	10 13	0.435	6 6	6 6	12 12	0.500	22 25	0.468	0 0	17.5	47	0.372	13	
F 38 Blanes, Silver	6 4	3 8	9 12	0.429	2 6	3 5	5 11	0.313	14 23	0.378	0 0	11.5	37	0.311	11	
F 39 Smith, Ron "Captain"	1 0	1 0	2 0	1.000	0 0	0 1	0 1	0.000	2 1	0.667	0 0	0.0	3	0.000	1	
F4/ Sofa Kings	52 32	37 47	89 79	0.530	19 23	23 19	42 42	0.500	173 163	0.515	15 0	112.0	336	0.333		
F 40 Keim, Roger	10 4	10 4	20 8	0.714	9 5	8 6	17 11	0.607	37 19	0.661	2 0	31.5	56	0.563	14	
F 41 Alcon, Tony	8 4	6 6	14 10	0.583	7 6	6 6	13 12	0.520	27 22	0.551	2 0	19.0	49	0.388	13	
F 42 Bozza, Doug	1 1	2 5	3 6	0.333	2 2	5 2	7 4	0.636	10 10	0.500	2 0	5.5	20	0.275	7	
F 43 Moore, Ken	11 3	2 0	13 3	0.813	1 1	7 5	8 6	0.571	21 9	0.700	2 0	2.0	30	0.067	14	
F 44 Plotkin, Jeremy	5 5	0 6	5 11	0.313	3 10	3 6	6 16	0.273	11 27	0.289	2 0	6.5	38	0.171	13	
F 45 Moore, Andrew	3 7	4 5	7 12	0.368	0 1	0 0	0 1	0.000	7 13	0.350	0 0	5.5	20	0.275	10	
F 46 Campbell, Aaron	10 3	8 3	18 6	0.750	8 6	9 5	17 11	0.607	35 17	0.673	2 0	18.5	52	0.356	14	
F 47 Wojciechowski, Braden	4 4	2 7	6 11	0.353	5 6	8 4	13 10	0.565	19 21	0.475	1 0	18.0	40	0.450	12	
F 48 Graham, Jill	0 1	3 11	3 12	0.200	3 9	0 4	3 13	0.188	6 25	0.194	2 0	5.5	31	0.177	14	
F5/ Shark Shooters	26 58	34 50	60 108	0.357	17 25	18 24	35 49	0.417	130 206	0.387	0 7	122.5	336	0.365		
F 50 Stacy, Michelle	3 2	0 9	3 11	0.214	5 6	3 3	8 9	0.471	11 20	0.355	0 1	9.0	31	0.290	12	
F 51 Stacy, Rod	4 8	5 6	9 14	0.391	5 4	6 4	11 8	0.579	20 22	0.476	0 0	6.5	42	0.155	13	
F 52 Mitchell, Liz	1 5	3 3	4 8	0.333	4 5	3 5	7 10	0.412	11 18	0.379	0 0	12.5	29	0.431	10	
F 53 Graber, Shawn	5 4	6 5	11 9	0.550	2 7	4 4	6 11	0.353	17 20	0.459	0 1	19.5	37	0.527	11	
F 54 Wissinger, Wes	4 9	6 6	10 15	0.400	9 5	4 8	13 13	0.500	23 28	0.451	0 1	23.0	51	0.451	14	
F 55 Taylor, Eric	1 7	0 5	1 12	0.077	1 6	1 3	2 9	0.182	3 21	0.125	0 1	0.0	24	0.000	11	
F 56 Schmitt, Jacqueline	0 11	0 1	0 12	0.000	0 0	3 7	3 7	0.300	3 19	0.136	0 1	0.0	22	0.000	11	
F 57 Healy, Simon	5 3	4 5	9 8	0.529	3 6	4 3	7 9	0.438	16 17	0.485	0 1	25.5	33	0.773	10	
F 58 Steiner, Jacob "Tank"	0 3	1 7	1 10	0.091	0 5	3 4	3 9	0.250	4 19	0.174	0 0	6.0	23	0.261	9	
F 59 Vlahos, George	3 6	9 3	12 9	0.571	5 6	5 7	10 13	0.435	22 22	0.500	0 1	20.5	44	0.466	12	
F6/ Nein Mark	38 46	46 38	84 84	0.500	26 16	22 20	48 36	0.571	180 156	0.536	0 14	139.5	336	0.415		
F 60 Updyke, Gerald	5 7	9 4	14 11	0.560	9 3	8 4	17 7	0.708	31 18	0.633	0 2	23.0	49	0.469	13	
F 61 Ferraro, Kimberly	1 5	1 7	2 12	0.143	4 6	2 6	6 12	0.333	8 24	0.250	0 2	11.5	32	0.359	10	
F 62 Heath, John	8 6	7 6	15 12	0.556	9 3	8 5	17 8	0.680	32 20	0.615	0 2	24.0	52	0.462	14	
F 63 Lang, John	4 5	3 6	7 11	0.389	4 1	4 4	8 5	0.615	15 16	0.484	0 2	6.5	31	0.210	10	
F 64 Oberndorfer, B.J.	3 9	4 3	7 12	0.368	6 8	5 6	11 14	0.440	18 26	0.409	0 2	12.0	44	0.273	13	
F 65 Pender, Aime	2 4	2 8	4 12	0.250	4 3	3 5	7 8	0.467	11 20	0.355	0 2	3.5	31	0.113	12	
F 66 Whitley, Brian	8 3	11 0	19 3	0.864	9 2	6 4	15 6	0.714	34 9	0.791	0 0	32.5	43	0.756	11	
F 67 Wrenn, Cameron	7 7	9 4	16 11	0.593	7 6	8 6	15 12	0.556	31 23	0.574	0 2	26.5	54	0.491	14	
F7/ Dart Knights	51 33	43 41	94 74	0.560	26 16	21 21	47 37	0.560	188 148	0.560	8 0	166.0	336	0.494		
F 70 Pressimone, Kristen	4 3	2 6	6 9	0.400	1 1	5 9	6 10	0.375	12 19	0.387	1 0	4.5	31	0.145	14	
F 71 Swepson, Jerrell	12 2	12 2	24 4	0.857	12 2	6 6	18 8	0.692	42 12	0.778	1 0	73.5	54	1.361	14	
F 72 Amos, Terron	10 3	12 1	22 4	0.846	8 5	7 5	15 10	0.600	37 14	0.725	1 0	32.5	51	0.637	14	
F 73 Lefebvre, C.J.	3 5	3 6	6 11	0.353	7 4	7 4	14 8	0.636	20 19	0.513	1 0	11.0	39	0.282	12	
F 74 D'Alesio, Victor	6 6	1 7	7 13	0.350	5 7	4 3	9 10	0.474	16 23	0.410	1 0	12.0	39	0.308	13	
F 75 Saunders, Neil	1 3	1 4	2 7	0.222	1 1	3 2	4 3	0.571	6 10	0.375	1 0	1.0	16	0.063	7	
F 76 Thomas, Tony	9 3	7 4	16 7	0.696	5 8	5 5	10 13	0.435	26 20	0.565	1 0	20.0	46	0.435	13	
F 77 Schaefer, Pat	1 3	2 7	3 10	0.231	7 2	3 3	10 5	0.667	13 15	0.464	1 0	5.0	28	0.179	11	
F 78 Phillips, Julie	5 5	3 4	8 9	0.471	6 2	2 5	8 7	0.533	16 16	0.500	0 0	6.5	32	0.203	10	
F8/ The Dartifacts	50 34	54 30	104 64	0.619	26 16	27 15	53 31	0.631	210 126	0.625	0 0	163.5	336	0.487		
F 80 Massey, Steve	8 2	12 2	20 4	0.833	12 2	8 4	20 6	0.769	40 10	0.800	0 0	37.0	50	0.740	14	
F 81 Lewis, Ian	11 0	8 1	19 1	0.950	7 1	8 3	15 4	0.789	34 5	0.872	0 0	40.0	39	1.026	11	
F 82 Bender, Jamie	7 5	8 4	15 9	0.625	6 5	8 3	14 8	0.636	29 17	0.630	0 0	15.0	46	0.326	12	
F 83 Beach, Nick	3 1	7 4	10 5	0.667	7 4	3 2	10 6	0.625	20 11	0.645	0 0	11.0	31	0.355	11	
F 84 Mata-Adams, Juan	6 6	12 0	18 6	0.750	9 3	10 1	19 4	0.826	37 10	0.787	0 0	34.5	47	0.734	12	
F 85 Hagarty, Andrew	5 5	4 5	9 10	0.474	4 5	4 7	8 12	0.400	17 22	0.436	0 0	8.5	39	0.218	12	
F 86 Lawless, Anthony	5 4	3 1	8 5	0.615	3 2	7 1	10 3	0.769	18 8							

	Singles 301	Singles Crocket	Singles Record	Singles Win %-age	Doubles Crocket	Doubles 501	Doubles Record	Doubles Win %-age	Sngls + Dbls Record	Sngls + Dbls Win %-age	Tiebreaker Ws Tiebreaker Ls	All-Star Points	Games Played	All-Star Point Average	Matches Played
G1/ Flight Risks	34 32	39 27	73 59	0.553	17 16	20 13	37 29	0.561	147 117	0.557	8 12	53.0	264	0.201	
G 10 Martin, Claude	2 7	1 2	3 9	0.250	0 7	2 5	2 12	0.143	5 21	0.192	1 1	2.0	26	0.077	9
G 11 Ago, Alvin	1 1	1 0	2 1	0.667	2 0	1 1	3 1	0.750	5 2	0.714	0 0	1.5	7	0.214	2
G 12 Barletta, Phil	2 3	4 3	6 6	0.500	4 3	4 2	8 5	0.615	14 11	0.560	1 1	6.5	25	0.260	8
G 13 Bernstein, Nick	1 2	0 5	1 7	0.125	1 2	2 2	3 4	0.429	4 11	0.267	1 0	0.0	15	0.000	5
G 14 Ejiali, Shervin	4 2	5 3	9 5	0.643	4 4	5 3	9 7	0.563	18 12	0.600	1 2	7.0	30	0.233	9
G 15 Grochocinski, Paul	7 2	7 2	14 4	0.778	6 2	3 3	9 5	0.643	23 9	0.719	1 1	4.5	32	0.141	9
G 16 Hamer, Andrew	6 1	5 1	11 2	0.846	1 3	4 2	5 5	0.500	16 7	0.696	0 1	6.5	23	0.283	7
G 17 Henne, Brett	3 5	8 3	11 8	0.579	5 3	7 2	12 5	0.706	23 13	0.639	1 2	9.5	36	0.264	11
G 18 Quintana, Abaddon	4 3	7 3	11 6	0.647	8 2	6 2	14 4	0.778	25 10	0.714	1 2	10.0	35	0.286	10
G 19 Woodard, David	4 6	1 5	5 11	0.313	3 6	6 4	9 10	0.474	14 21	0.400	1 2	5.5	35	0.157	11
G2/ Flight Club	31 35	30 36	61 71	0.462	13 20	16 17	29 37	0.439	119 145	0.451	0 0	87.0	264	0.330	
G 20 Clark, Renee	0 3	0 2	0 5	0.000	1 0	1 1	2 1	0.667	2 6	0.250	0 0	1.0	8	0.125	4
G 21 Jarmon, Mike	4 6	3 4	7 10	0.412	0 6	4 5	4 11	0.267	11 21	0.344	0 0	15.5	32	0.484	11
G 22 Nicklaus, Jim	6 1	6 1	12 2	0.857	6 2	3 3	9 5	0.643	21 7	0.750	0 0	19.5	28	0.696	8
G 23 Nicklaus, Eileen	0 5	4 3	4 8	0.333	3 3	4 2	7 5	0.583	11 13	0.458	0 0	9.0	24	0.375	9
G 24 Lopez, Chris	1 1	3 1	4 2	0.667	0 3	1 2	1 5	0.167	5 7	0.417	0 0	4.0	12	0.333	4
G 25 Nelson, Erin	6 5	0 5	6 10	0.375	2 8	3 2	5 10	0.333	11 20	0.355	0 0	2.5	31	0.081	11
G 26 Owen, Hal	3 3	4 5	7 8	0.467	1 5	5 3	6 8	0.429	13 16	0.448	0 0	6.5	29	0.224	10
G 27 Fletcher, Aubrey	3 6	4 6	7 12	0.368	4 5	4 6	8 11	0.421	15 23	0.395	0 0	8.5	38	0.224	11
G 28 Lamb, Michael, Jr.	3 1	2 1	5 2	0.714	0 3	3 1	3 4	0.429	8 6	0.571	0 0	6.5	14	0.464	4
G 29 Roe, Emily	4 4	1 8	5 12	0.294	8 3	4 7	12 10	0.545	17 22	0.436	0 0	12.0	39	0.308	11
G 2x xx-Grubbs, Gabe	1 0	3 0	4 0	1.000	1 2	0 2	1 4	0.200	5 4	0.556	0 0	2.0	9	0.222	3
G3/ Heart of Dartsness	51 21	49 23	100 44	0.694	25 11	23 13	48 24	0.667	196 92	0.681	7 0	115.0	288	0.399	
G 30 Furdon, Matt	6 2	9 2	15 4	0.789	8 3	7 1	15 4	0.789	30 8	0.789	1 0	16.5	38	0.434	11
G 31 Furdon, Chelsea	11 2	2 6	13 8	0.619	7 3	7 5	14 8	0.636	27 16	0.628	1 0	10.0	43	0.233	12
G 32 Furdon, Brian	11 0	11 0	22 0	1.000	9 2	9 2	18 4	0.818	40 4	0.909	1 0	37.0	44	0.841	12
G 33 Furdon, Jenny	0 0	0 1	0 1	0.000	0 1	0 0	0 1	0.000	0 2	0.000	0 0	0.0	2	0.000	1
G 34 King, Jason	6 4	6 3	12 7	0.632	5 3	8 2	13 5	0.722	25 12	0.676	1 0	13.0	37	0.351	9
G 35 Roy, Lance	6 4	5 3	11 7	0.611	3 2	4 5	7 7	0.500	18 14	0.563	1 0	8.0	32	0.250	10
G 36 Delgado, Jose	3 3	5 1	8 4	0.667	5 1	2 3	7 4	0.636	15 8	0.652	0 0	16.5	23	0.717	6
G 37 Hanson, Jesier "Ace"	5 5	7 3	12 8	0.600	9 3	6 5	15 8	0.652	27 16	0.628	1 0	9.0	43	0.209	11
G 38 Roe, Corey	3 1	4 4	7 5	0.583	4 4	3 3	7 7	0.500	14 12	0.538	1 0	5.0	26	0.192	8
G4/ We're Sexy & We Throw It	37 29	41 25	78 54	0.591	20 13	18 15	38 28	0.576	154 110	0.583	0 0	87.5	264	0.331	
G 40 McNamara, Ken	4 5	6 5	10 10	0.500	5 5	3 3	8 8	0.500	18 18	0.500	0 0	10.5	36	0.292	11
G 41 McNamara, Karen	0 2	0 0	0 2	0.000	0 0	4 5	4 5	0.444	4 7	0.364	0 0	1.0	11	0.091	10
G 42 Bohanan, Heather	0 2	2 5	2 7	0.222	2 0	4 6	6 6	0.500	8 13	0.381	0 0	6.5	21	0.310	10
G 43 Jones, Anne	3 0	0 0	3 0	1.000	0 1	5 2	5 3	0.625	8 3	0.727	0 0	0.0	11	0.000	9
G 44 Jones, Mike	7 4	8 3	15 7	0.682	8 3	5 3	13 6	0.684	28 13	0.683	0 0	18.0	41	0.439	11
G 45 Morlando, Jim	1 4	1 2	2 6	0.250	3 2	3 0	6 2	0.750	8 8	0.500	0 0	3.5	16	0.219	6
G 46 Gillespie, Jeff	4 2	6 0	10 2	0.833	3 5	4 3	7 8	0.467	17 10	0.630	0 0	8.5	27	0.315	8
G 47 Jenkins, Leah	7 3	8 3	15 6	0.714	8 2	5 4	13 6	0.684	28 12	0.700	0 0	18.0	40	0.450	11
G 48 Jenkins, Kyle	5 5	5 4	10 9	0.526	4 6	2 3	6 9	0.400	16 18	0.471	0 0	12.5	34	0.368	11
G 49 Boucher, Keith	6 2	5 3	11 5	0.688	7 2	1 1	8 3	0.727	19 8	0.704	0 0	9.0	27	0.333	9
G5/ 21 Dart Salute	24 36	24 36	48 72	0.400	12 18	13 17	25 35	0.417	98 142	0.408	0 5	102.0	240	0.425	
G 50 Porzio, Yelena	0 9	0 4	0 13	0.000	2 4	2 4	4 8	0.333	4 21	0.160	0 0	1.0	25	0.040	8
G 51 Henson, Roy	4 0	1 3	5 3	0.625	2 2	2 2	4 4	0.500	9 7	0.563	0 0	4.5	16	0.281	4
G 52 Nguyen, Tommy	4 5	8 2	12 7	0.632	3 6	6 4	9 10	0.474	21 17	0.553	0 1	35.5	38	0.934	10
G 53 Amstardam, Kristen	0 3	0 2	0 5	0.000	1 2	2 2	3 4	0.429	3 9	0.250	0 0	4.0	12	0.333	4
G 54 Freeman, Beth	3 3	2 6	5 9	0.357	1 6	1 6	2 12	0.143	7 21	0.250	0 1	6.0	28	0.214	8
G 55 Boudreaux, Mark	4 7	5 4	9 11	0.450	5 5	7 3	12 8	0.600	21 19	0.525	0 1	22.0	40	0.550	10
G 56 Green, Skyler	1 3	2 6	3 9	0.250	3 4	1 4	4 8	0.333	7 17	0.292	0 1	3.0	24	0.125	7
G 57 Green, Felicia	1 3	1 4	2 7	0.222	1 3	1 3	2 6	0.250	4 13	0.235	0 0	2.5	17	0.147	5
G 58 Raymond, Ryan	7 3	5 5	12 8	0.600	6 4	4 6	10 10	0.500	22 18	0.550	0 1	23.5	40	0.588	10
G6/ Bright side of Flights	29 37	25 41	54 78	0.409	14 19	11 22	25 41	0.379	104 160	0.394	7 0	68.0	264	0.258	
G 60 McLeary, Devin	4 2	6 4	10 6	0.625	4 7	2 8	6 15	0.286	16 21	0.432	1 0	16.0	37	0.432	11
G 61 Kline, John	7 2	8 3	15 5	0.750	9 2	3 5	12 7	0.632	27 12	0.692	1 0	21.0	39	0.538	11
G 62 Mavani, Alfaaz	1 9	2 3	3 12	0.200	3 6	3 7	6 13	0.316	9 25	0.265	1 0	2.5	34	0.074	11
G 63 Bender, Kathan	3 5	2 7	5 12	0.294	3 5	5 4	8 9	0.471	13 21	0.382	1 0	9.0	34	0.265	11
G 64 Allmon, Marcus	4 2	3 5	7 7	0.500	0 2	2 4	2 6	0.250	9 13	0.409	0 0	4.0	22	0.182	8
G 65 Taing, Richard	2 4	0 2	2 6	0.250	1 5	3 2	4 7	0.364	6 13	0.316	1 0	0.0	19	0.000	7
G 66 Gaston, Sean	0 2	0 2	0 4	0.000	1 0	0 2	1 2	0.333	1 6	0.143	0 0	0.0	7	0.000	3
G 67 Moore, Tim	1 7	2 7	3 14	0.176	3 3	1 7	4 10	0.286	7 24	0.226	1 0	5.5	31	0.177	11
G 68 Zawacki, Greg	0 2	0 1	0 3	0.000	1 2	0 0	1 2	0.333	1 5	0.167	0 0	3.0	6	0.500	3
G 69 Quarles, Vincent	7 2	2 7	9 9	0.500	3 6	3 5	6 11	0.353	15 20	0.429	1 0	7.0	35	0.200	11
G7/ Game of Throws	10 26	8 28	18 54	0.250	7 11	7 11	14 22	0.389	46 98	0.319	0 0	24.0	144	0.167	
G 70 Holdaway, Ian	3 4	2 3	5 7	0.417	2 5	3 3	5 8	0.385	10 15	0.400	0 0	4.5	25	0.180	6
G 71 Barnhill, Alex	4 2	0 5	4 7	0.364	4 0	1 4	5 4	0.556	9 11	0.450	0 0	11.0	20	0.550	5
G 72 Rigsby, Clay	0 2	0 2	0 4	0.000	0 2	0 0	0 2	0.000	0 6	0.000	0 0	0.0	6	0.000	4
G 73 Austin, William	0 3	2 1	2 4	0.333	1 1	0 3	1 4	0.200	3 8	0.273	0 0	2.0	11	0.182	4
G 74 Moss, Conrad	1 5	1 5	2 10	0.167	2 3	3 3	5 6	0.455	7 16	0.304	0 0	1.0	23	0.043	6
G 75 Sullivan, Sean	0 2	0 3	0 5	0.000	0 2	2 2	2 4	0.333	2 9	0.182	0 0	1.0	11	0.091	4
G 76 Wiwel, D. Alex	1 4	2 3	3 7	0.300	2 3	2 1	4 4	0.500	7 11	0.389	0 0	2.0	18	0.111	5
G 77 Cullen, Peter	1 2	1 3	2 5	0.286	2 0	2 4	4 4	0.500	6 9	0.400	0 0	2.5	15	0.167	5
G 78 Alley, Beckett	0 2	0 2	0 4	0.000	1 5	1 1	2 6	0.250	2 10	0.167	0 0	0.0	12	0.000	5
G 79 Skiko, Mitch	0 0	0 1	0 1	0.000	0 1	0 1	0 2	0.000	0 3	0.000	0 0	0.0	3	0.000	2



Raleigh Dart League



Registration for Fall 2025 Season

Wednesday, July 23, The Upper Deck, 7:00-8:00 p.m.

Wednesday, July 23 ☒☒ For ALL teams - there is only one night of registration!!!

(If your team is not returning, please leave a message on VoiceMail.

New captain? Please pass this information on to him/her.)

**Bring: 1) Completed roster - use BLACK pen please - with divisions played by
by each member for last 3 seasons**

**2) ONE check for bar fee and a minimum of six players (Bar fee is \$20;
Player registration is \$20) NO CASH WILL BE ACCEPTED!!!**

**Wednesday, July 23
July 24 through September 15**

DEADLINE for unrestricted roster add-ons, at REGISTRATION (no extensions)

Add-ons pre-approved by the Membership Director (Membership Committee

Director - Heather Bohanan, 919-819-9957, membership@raleighdartleague.org)

1) Checks & player information as per roster to: Treasurer Taylor Caldwell,
919-623-9920, tcaldwell831@gmail.com (contact her for pay arrangements)

2) Membership Director will inform captain of Director's/Committee's decision

A PLAYER IS NOT ELIGIBLE UNTIL APPROVED, AND WITH DUES PAID

Wednesday, August 6 ☒☒ Captains' meeting, 7:00-8:00 p.m., The Upper Deck (MANDATORY)

Pick up schedules, blank scoresheets, team rosters, phone lists, rules, etc.

Wednesday, August 13 ☒☒ 8:00 p.m. Season starts

Monday, September 15

5th week captains' meeting, 7:00-8:00 p.m., The Upper Deck

... and RDL Board meeting --- Last day to add/replace a player with approval

FALL 2025 RALEIGH DART LEAGUE TEAM REGISTRATION FORM

Team Name _____

Team Number _____

(PLEASE LEAVE BLANK)

Player Name (not nickname):	Divisions played in previous 3 seasons	Dart experience (if any) outside RDL* Board #s:	M/F	Phone #:	Fee Paid:
Home Bar & Dart Rep.:					
Captain:	0			(C) (H)	0
	1			(C) (H)	1
	2			(C) (H)	2
	3			(C) (H)	3
	4			(C) (H)	4
	5			(C) (H)	5
	6			(C) (H)	6
	7			(C) (H)	7
	8			(C) (H)	8
	9			(C) (H)	9

TOTAL:

Captain's Email Address: _____

** If there are players new to RDL and you are aware of their dart experience outside of RDL, please include that information here. You might say things like "Played in a mid-level team in Chicago for the past 6 years" or "No league experience but throws on a regular basis - consistently beats D & E players at Upper Deck LOD"*